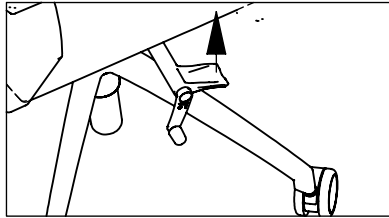


# C5 INSTRUCTION

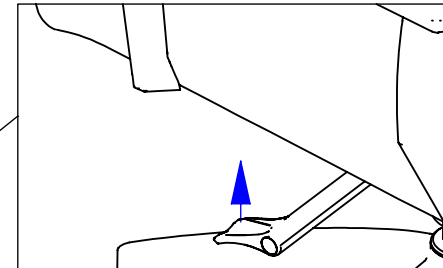
## Seat Height Adjustment



- Lift the lever to adjust seat height

## Tilter Back Angle Adjustment

### Lock Tilter Back



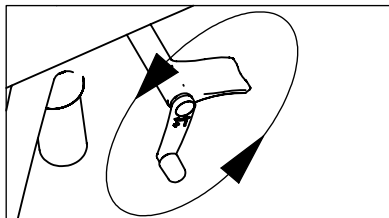
- Lean back to desired angle  
- To lock tilter back, lift lever



## Tilter Tension Adjustment

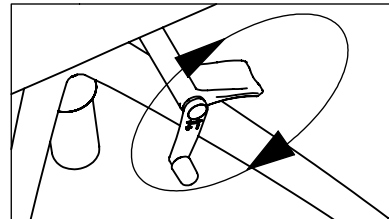


### Decrease Tension



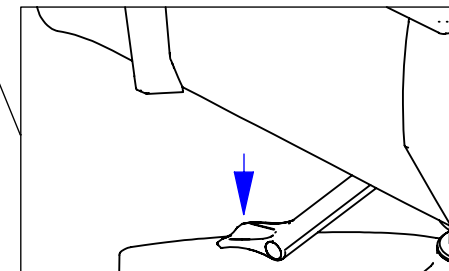
- To decrease tension, turn handle counter clockwise  
\*\* Please do not apply force when the handle stops turning and the tilter has reached minimum tension

### Increase Tension



- To increase tension, turn handle clockwise  
\*\* Please do not apply force when the handle stops turning and the tilter has reached maximum tension

### Unlock Tilter Back



- To free tilter back, push down on lever, then lean back until you hear a click

