

AMELIO SLEEP SOFA



AMELIO - THE LEADER IN SLEEP SOLUTIONS

Newly expanded and enhanced with a range of new options and features, Amelio is the market leader in sleep sofa solutions - and the most extensive product offering of its kind. In re-designing and expanding Amelio, we have incorporated research that supports the value of family involvement in assisting positive patient outlook and outcomes during recovery. Studies indicate that proximity to family reduces the rate of medical errors, reduces the rate of patient falls, and significantly increases patient satisfaction ratings.

Amelio has been carefully and thoughtfully designed to facilitate family and visitor interaction with patients and caregivers. It creates patient rooms that provide comfortable, efficient space for work, dining, relaxing, and sleeping - each of these simple conversions can be performed with ease, and technology integration means visitors can stay connected. Cleaning staff and Infection Control will appreciate the numerous features that allow Amelio to be easily cleaned, and less prone to accumulation of germs, bacteria, and debris. Amelio Modular's innovative and patent-pending design provides reconfigurability to accommodate change - something never done before in a sleep sofa!





AMELIO SLEEP SOFA

Advanced foam technology is used to create comfort (and durability) in both the seated and sleep positions. Cleanliness and infection control are assisted with Amelio's clean-out between seat and back, minimal use of seams on the sleep surface and throughout, and venting in the storage compartment. The sleep surface itself is a medical-grade, PVC-free and latex free material that is easy to clean, and minimally perforated by seams. Safety has also been considered: the height of the sleep surface is only 22", providing a safer sleep position than some of Amelio's competitors.





Amelio (in its non-modular versions) is offered in a variety of configurations: with and without arms; wide or regular width arms; with or without a storage compartment; and with legs, casters, or plinth base.



AMELIO MODULAR SLEEP SOFA

Amelio Modular delivers even more versatility to the sleep-over solution by offering features that create a central space to support guest activities. And Amelio Modular's patent-pending design is the first and only sleep sofa that is designed to be reconfigured on site - allowing you to add or remove seat, table and storage modules to suit your changing needs.

Amelio's heavy-duty construction and materials enable it to stand up to intensive use - it's weight rating exceeds 750 lbs. If components become degraded, Amelio's unique modular design allows many components to be field-replaced, extending product life indefinitely.





FOOTREST

The Footrest is available on left, right or both seats. The Footrest handle adds 3" per side to the overall width. The Footrest has a weight capacity of 75 lbs and has a breakaway feature to avoid damage to the mechanism under excessive loading.



ADJUSTABLE CENTER TABLE

Tables are available in either Thermoformed Laminate or in Solid Surface. Table has gas-assisted mechanism and has a range of 10.5". Table capacity is 500 lbs in the Sit/Sleep position and 150 lbs in the raised positions.



FIXED CENTER TABLE

The table is non-adjustable and can be specified in Thermoformed laminate or Solid Surface.



POWERDOC

PowerDoc modules can be added below Adjustable Height Tables, below Fixed Tables (Not available with storage) and in the front of Wide Arms.




FIXED CENTER TABLE WITH STORAGE

The Fixed Center Table can be specified with a storage compartment - see description of storage module in Seat Module With Storage (at right).



SEAT MODULE WITH STORAGE

Available in left, center and right seat positions. Storage features a cleanable interior surface with a vented plastic bottom with a clean-out for debris and liquids. The spring-assisted, stainless steel mechanism holds the seat in the upright position to provide safe access.





AMELIO SLEEP SOFA

Space dimensions don't always match standard sofa sizes - so we've constructed Amelio to be specified in exact sizes, allowing you to size it exactly to the dimensions of its setting! Even better, exact sizing can normally be specified without an upcharge - just use the price of the standard next-size-up unit.

Amelio changes from seating to sleeping quickly and with incredible ease: just fold down the back cushion. And importantly, it's spatial footprint never changes, so there is no encroachment of floor space in the patient room.





CASTERS
 4" Casters are available on the Amelio sleep sofa and feature five soft wheels, which lock and include an easy access foot activation and release lever. The casters can be locked both directionally and rotationally, keeping the sofa sleeper securely in place when locked.




AMELIO MODULAR CASTER
 3" dual wheel locking casters are available on Amelio Modular and feature 7 casters in total. The low profile soft wheels offer quiet and smooth performance.



AMELIO STANDARD LEG
 Amelio standard legs are 5.5" high and feature 5 legs in total for greater structural strength and durability. The 2" diameter steel legs have adjustable non-marring glides and are available in Silver Metallic, Polished Chrome, Matte Black and White.



AMELIO MODULAR LEG
 Amelio Modular legs are 3" high and feature 7 legs in total for greater strength and durability. The 2" diameter steel legs have adjustable non-marring glides and are available in Silver Metallic, Polished Chrome, Matte Black and White.




Silver Metallic



Polished Chrome



Matte Black



White



Modular Amelio with Height Adjustable Table in Down Position



Modular Amelio with Height Adjustable Table in Up Position



Modular Amelio in Sleep Mode



Modular Amelio with Seat Modules



Modular Amelio with Fixed Height Table with Optional PowerDoc



Modular Amelio with Fixed Height Table with Storage



Modular Amelio with Center Seat Module with Storage



Modular Amelio with Seat Modules with Storage



Modular Amelio with Seat Module with Footrest and Center Storage Module



Armless Modular Amelio



Modular Amelio with Arms



Modular Amelio with Wide Arms

Amelio Modular is an innovative, patent-pending sleep solution that has been designed to allow hospitals to more cost-effectively address a constant reality: the need for change. Patient rooms are not static spaces, and Amelio Modular enables you to adapt them to changing needs. Each component of Amelio is a module, designed to be added or removed as space needs change: seat, table, storage and footrest modules can be added and removed to reconfigure the sleep sofa - to change overall dimensions, or change the functionality of the sofa - or to replace damaged components. No other sleep solution provides this innovative capability, which can substantially extend the useful life of the product, and allow it to continually evolve as your space is adapted to improve patient care. Use the link: [Animation video](#) to see a video demonstrating Amelio Modular's unique ability to change and evolve with you.

AMELIO & AMELIO MODULAR SLEEP SOFA FEATURES



ARMLESS

The Amelio Sleep Sofa is available armless. Arms can be added to armless units in the field.



ARMS

Armed versions are available as a fully upholstered arm or trimmed with optional arm caps. Arm Cap options include Wood, Thermoformed, Solid Surface and Urethane. Arm caps enhance the durability of the arms.



WIDE ARMS

Wide arm versions are available as a fully upholstered or trimmed with optional arm caps. Arm Cap options include Wood, Thermoformed and Solid Surface. Both arm caps enhance the durability of the arms.



CUP HOLDER

Wide arms can be specified with a 3.5" stainless steel cup holder. It is available on the left or right arm, or on both arms.



CLEAN OUT

A 5/8" space between the top of the seat and bottom of the back provide a clean out, for debris and liquids to fall or be swept into, going directly to the floor. The storage compartment also features vented bottoms that perform the same function.



HEAVY DUTY HARDWARE & CONNECTIONS

High strength steel mechanisms are joined to other components in Amelio Sofa sleeper product with hardened steel bolts and metal inserts, ensuring exceptional durability, strength and on-site replacement of damaged or degraded components.



REPLACEABLE COMPONENTS

Amelio Sofa sleepers are uniquely designed to allow virtually all major components to be field replaced, providing a very cost effective means to significantly extend the life of the product. Seats and Sleep surface cushions are removable (for repair and cleaning), and replaceable, as are legs, casters, arm panels, arm caps, front panels and storage mechanisms.



RAISED OFF THE FLOOR

Ample space (5.5", plus up to .5" of glide adjustment) between the bottom of the unit and the floor is designed to enable easier cleaning of the floor underneath.



BACK PANEL

The back of Amelio is upholstered in a heavy-duty latex-free gray vinyl, with Velcro openings that provide access to the attachments for the back cushions. The back panel can also be specified (at an upcharge) in any other upholstery material.



COMBINATION UPHOLSTERY

For a nominal upcharge, Amelio can be upholstered in combinations of two or more upholstery covers on the same units: arms, seats, back cushions, front panels, and the back panel can be individually upholstered with a specific cover.



WOOD ARM CAP

The optional Wood arm cap helps to create a warm and inviting environment. Wood arm caps are field replaceable if they become damaged or degraded.



THERMOFORMED ARM CAP

The optional Thermoformed arm cap features a seamless surface and provides enhanced durability for the arms. The component is field replaceable if it becomes damaged or degraded.



URETHANE ARM CAP

The optional urethane arm cap provides enhanced durability and protection for the arms. Available in black, taupe or grey, this component is field replaceable if it becomes damaged or degraded. Not available on wide arms.



SOLID SURFACE ARM CAP

The optional solid surface arm cap provides enhanced durability and protection for the arms. This component is field replaceable if it becomes damaged or degraded.



SWING AWAY TABLET

The Swing Away Tablet (24" x 14 3/4" x 3/4") rotates 180 degrees and can fold to the side when not in use. The kidney shaped design is ideal for use as an eating, writing or worksurface. It can be specified left or right as seated on the standard width arm only. Available in Wood, Thermoformed or in 1/2" thick Solid Surface. Meets ANSI/ BIFMA x5.1 2011 (Static Load 150 lbs).



LATEX FREE

Krug products are made with latex-free materials to prevent the allergic reaction that latex causes in some people.



PLINTH BASE

The base is clad in durable grey vinyl to resist damage and is designed to help prevent dirt debris and liquids from accumulating under the sofa sleeper.



POWERDOC (SHOWN IN WIDE ARM)

PowerDoc modules can be added below Adjustable Height Tables, below Fixed Tables (Not available with storage) and in the front of Wide Arms.



FOLD DOWN SLEEP SURFACE

The back cushions fold down to instantly transform this sofa into a full-length sleeper - without encroaching on additional floor space. It features comfortable foam with a moisture barrier and a PVC-free surface at a convenient and safe 22" height. Cushions are fastened in place, but can be removed for cleaning or replacement. Minimal seams are designed to support infection control.



STORAGE COMPARTMENT

An optional under-seat storage compartment features a cleanable interior surface with a vented plastic bottom, with a clean-out for debris and liquids. The venting provides air circulation that assists infection control. The spring-assisted, stainless steel mechanism holds the seat in the upright position to provide safe access.

AMELIO & AMELIO MODULAR SLEEP SOFA FEATURES

AMELIO BENCH SLEEPERS



Amelio Bench Sleepers provide an innovative and cost-effective solution for sleeping and sitting, when space or budgets are at a premium. Comfortable, cleanable and even mobile, and with the option of storage, Amelio Bench Sleepers make limited space highly functional. Please see our Amelio Bench Sleepers brochure and price guide for more information on this extensive product range.



All products are air emissions certified and are available as FSC® certified

krug HEALTHCARE

solutions@krug.ca | www.krug.ca | 1.888.578.KRUG