

Zola Lounge, Modular & Tables



krug

Zola Lounge

Zola is built to last: its heavy-duty structure is designed for intensive use environments. When any component is damaged or degraded, it can be easily changed out on its own, instead of having to replace or repair the entire unit. Along with its use of recycled and recyclable materials, the replaceability of components means Zola can provide exceptional long term value, and be an investment in sustainability!









Zola Modular

One of the most beautiful and versatile seating systems ever conceived, Zola breaks new ground as a high-style, high-function solution for corporate, healthcare, educational and public spaces. With superb continuity and an extensive product offering, it seamlessly ranges from freestanding soft seating and tables to a wide array of modular and linked groupings.







Interim Arm



Upholstered Back



Wood Back



Wood Back showing Upholstered Pad

Zola Modular Arms & Backs



Zola

Modular Bench

Zola has been designed for healthcare and other intensive use environments, with some important features: removable and replaceable upholstery covers, an anti-microbial finish, the option of a urethane arm cap and a standard clean-out between the seat and back. Modular construction allows for complete cleaning and disinfecting of the entire unit, and air emissions certification, make Zola an excellent solution for healthy spaces and caregiving environments.





Zola

Seatables, Tables & Tablets



SEATABLES

Seatables are fully upholstered seat modules, in a range of shapes and sizes.




TABLET

Tablets; available in laminate, glass, veneer, and palette finishes, are fastened to the Zola leg.



ZOLA LOUNGE

Zola Lounge chairs are pre-assembled at Krug and cannot be reconfigured into Modular units. Arms and backs cannot be removed from the seat.



MODULAR RECONFIGURABILITY

Zola Modular is designed to enable change: components are inter-changeable, reconfigurable, and replaceable. Metal-to-metal bracketry is designed for fast, adding to and easy reconfiguring, that does not damage or degrade the product.




LINKING BRACKET

The Zola Modular linking brackets are made of sturdy, powder-coated steel construction. This linking bracket is fastened with metal to metal connections with hardened steel bolts to ensure exceptional durability and strength.



WALL SAVER

The angle of the Zola Lounge back is designed to keep the back away from the wall, to prevent wear and damage to both the chairs and to the walls of the room.



CLEAN OUT

Zola chairs have a built-in clean out feature: a space at the back of the seat that allows dirt and debris to fall to the floor for easy clean up and maintenance. The clean out feature was designed so that it does not detract from the comfort or appearance of the product.



CASTERS

Optional on the Zola Modular Lounge are heavy duty casters which provide Zola seating with mobility.



LEGS

Zola legs are available in Silver Metallic or Matte Black and feature glides that are adjustable up to 1.25", which provide leveling capability over longer spans.



WEIGHT CAPACITIES

Zola weight capacities are as follows:
One-Seat - 300 lbs
One-Seat plus - 750 lbs
Two-seat - 525lbs
Two-seat plus - 975 lbs
Three-seat - 750 lbs
Three-seat plus - 1150 lbs



URETHANE ARM CAP

The optional urethane arm cap provides enhanced durability and protection for the arms. Urethane arm caps are available in two color options; Grey and Taupe.



SOLID SURFACE ARM CAP

The optional Solid Surface Arm Cap provides enhanced durability, protection and cleanability for the arms. This is field replaceable if this becomes damaged or degraded and is available in 8 standard colors.



FULL DEPTH BENCHES

Modular Curved Benches are offered in two depths. For a flush edge when joining a Modular Curved Bench to Modular seat with back choose the Full Depth.



PLUS UPGRADE

Zola seating is available with optional Plus Upgrade. Plus Seating has been engineered to support higher weight capacities, accommodating a wider variety of users.



POWER

The flush-mounted Power unit provides dual power/USB outlets for multiple devices. It can be located on either side of the seat, seat front, (not available on curved fronts) as well as on the front face of tables as standard.



UNDER-MOUNT POWER

The Under-mount Power unit provides dual power/USB outlets for multiple devices. It can be located below seats and tables.



COMBINATION UPHOLSTERY

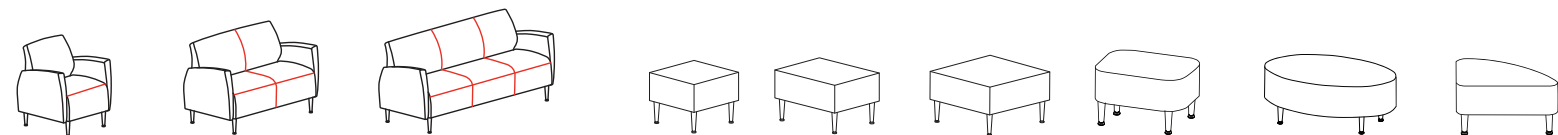
Combination upholstery option includes more than one upholstery cover within the same unit. Back, seat, or arm can be specified in a different fabric selection.




REMOVABLE UPHOLSTERY COVERS

Removable Upholstery Covers are available on most Zola Modular upholstered components. This feature allows for upholstery covers to be cleaned and disinfected, and allows them to be field replaced with replacement covers.

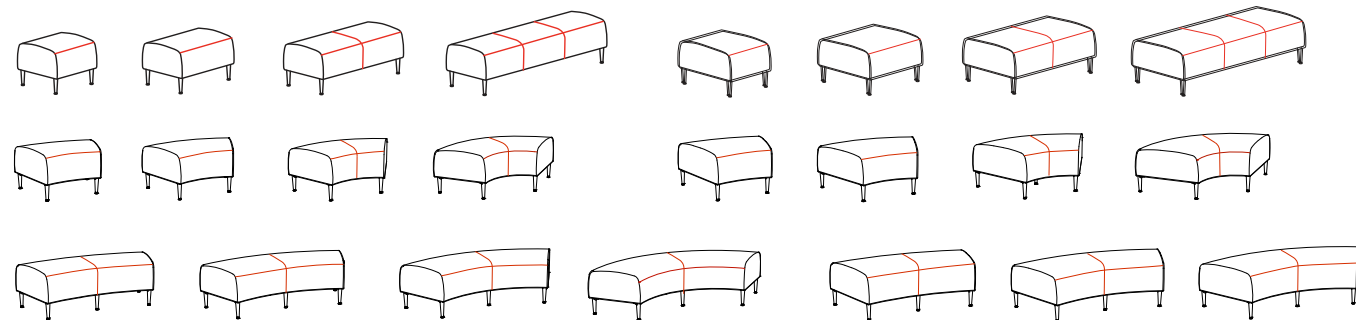
Zola Lounge & Freestanding Tables



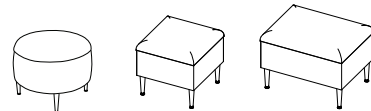
Zola Modular, Zola Modular Curve & Linking Tables



Zola Benches



Zola Seatables



Zola Environmental

The use of recycled and recyclable materials, combined with environmentally-friendly production processes and packaging, have made Zola level™-certified product, and a contributor to LEED™-driven specifications. Zola is certified by the Greenguard™ standard for indoor air emissions, and it's unique capability for extending product life makes it a responsible environmental choice - and one that will provide exceptional return on investment over time.



All products are air emissions certified and are available as FSC® certified



krug

solutions@krug.ca | www.krug.ca | 1.888.578.KRUG