

**ADESSO**  
Price and Specification Guide  
GSA GS-03F-084DA



**krug**

Advancing Design Through Innovation

# TERMS & CONDITIONS | INFORMATION FOR ORDERING ACTIVITIES

## General Services Administration Federal Supply Schedule

FSC Groups 7110, 7125  
 Subcategory: Furniture  
 CONTRACT NUMBER: GS-03F-084DA  
 CONTRACT PERIOD: April 1, 2016 through March 31, 2026  
 CONTRACTOR/ ADMINISTRATOR: Mira Jaksic-Husic  
 Krug Inc.  
 421 Manitou Drive  
 Kitchener, Ontario, Canada  
 Tel: 1-800-265-2796  
 Fax: 1-800-265-2798

### 1. List of Special Item Numbers on Contract

33721P Packaged Office Furniture w Ancillary Installation Services  
 33721 Office Furniture w Ancillary Installation Services  
 339113H Healthcare Furniture w Ancillary Installation Services  
 OLM Order Level Materials

2. SPECIAL ITEM NUMBER	MAXIMUM ORDER
33721P	\$5,000,000
33721	\$250,000
339113H	\$500,000
OLM	\$250,000

3. SPECIAL ITEM NUMBER	MINIMUM ORDER
33721P	\$100.00
33721	\$100.00
339113H	\$100.00
OLM	NA

### 4. Geographic Coverage

48 contiguous States and Washington, DC

### 5. Point of Production

Krug Inc.  
 421 Manitou Drive  
 Kitchener, Ontario, CANADA  
 N2C 15L

### 6. Discount from List Prices

33721P Package Office Furniture Krug Product Discounts As Below  
 GSA Teaming Partner Products at their  
 Approved GSA Discount Terms. Krug  
 Installation Charge 12.75% of Net Order  
 (Max.). No Charge for Project Mgt Services.

33721 Office Furniture	
Executive Office Furniture	56.6%
Executive Conference Furniture	56.6%
Tables and Accessories	56.6%
Fully Upholstered Lounge Furniture	56.6%
Multiple Seating	56.6%
Multi-Purpose Seating	56.6%
Stacking Chairs	56.6%
Installation Ancillary to these products	12.75% Charge of Net Order (Max.)
339113H Healthcare Furniture	
Hospital Patient Room Furniture	56.6%
Hospital Geriatric Chairs & Lounge Seating	56.6%
Patient Service Systems	56.6%
Installation Ancillary to these products	12.75% Charge of Net Order (Max.)

### 7. Quantity Discounts (off Net pricing)

Multiple Seating, Multipurpose Seating, Stacking  
 Chairs

25,001 – 50,000	1%
50,001 – 100,000	2%
100,001 – 150,000	3%
150,001 – 250,000	4%

Lounge Seating, Tables & Accessories

25,000 – 50,000	1%
50,001 – 75,000	2%
75,001 – 100,000	3%
100,001 – 180,000	4%
180,001 – 200,000	5%
200,001 – 250,000	6%

Hosp/Geriatric Chairs and Lounge, Patient Room  
 Furniture, Patient Service Systems

\$100,000 - \$200,000	1%
\$200,000.01 - \$300,000	1.5%
\$300,000.01 - \$400,000	2%
\$400,000.01 - \$500,000	2.5%

Quantity Discounts for Executive Office and  
 Executive Conference are no longer applicable  
 based on the MAS Consolidation revisions to  
 Maximum Order Limits.

### 8. Prompt Payment Terms

Net 30 Days

### 9. Visa and MasterCard are accepted above and

below the micro-purchase threshold.  
 NOTE: No additional discount will be offered on  
 orders placed using credit cards.

### 10. Foreign Items

All items manufactured in Canada.

### 11a. Time of Delivery

60-90 Days ARO for all items.

### 11b. Expedited Delivery

Please contract Krug GSA Customer Service for  
 information on Expedited Delivery/Krug Express  
 Program. 1-800-265-2796

### 11c. Overnight & 2 day Delivery

N/A

### 11d. Urgent Requirements

Please contact Krug for urgent requirements.

### 12. F.O.B. Point

Destination

### 13. Payment Address

Same as above

# TERMS & CONDITIONS | INFORMATION FOR ORDERING ACTIVITIES

## 14. Warranty

For commercial products, Krug warrants the construction and the finish of all our products to be free from defects in materials and workmanship for a period of 10 years from the date of purchase. For Krug Healthcare products (as outlined in the US Healthcare price and specification Guide dated March 1, 2019), Krug warrants the construction and finish of all Healthcare products to be free from defects in materials and workmanship for the lifetime of their use. This warranty is applicable to products in use by their original purchaser. This warranty does not apply to components not manufactured by Krug including textiles, which are subject to the specific warranties of those manufacturers, if any. Textiles (fabric, leather, vinyl, or any other covering material) suppliers do not guarantee their products for durability and color fastness, and nor does Krug.

Casters, mechanical and electrical components have a warranty of five years from the date of purchase. The Krug warranty does not apply to COM-specified materials, damage caused by a carrier other than Krug, or variation in wood finishes due to natural wood color variation. Krug cannot be held responsible for variations in fabric dye lots from order to order. All fabric is carefully inspected when it is received, but a degree of variation in color should be expected. Repairs or replacement of any defect covered under this warranty by Krug will be made, at our option and method, at no charge to the original purchaser during the warranty period. Krug's judgement is final and binding with respect to the nature or cause of defects or damage, and the necessity or manner of repair or replacement.

This warranty does not apply to defects or damage resulting from:

- normal wear and tear occurring with the use of the product
- negligence, misuse, excessive use, alteration, improper cleaning or repair
- substitution or use of incorrect or unauthorized components or material
- handling or installation that is incorrect, or that causes damage or defect
- damage incurred by a freight carrier other than Krug
- wearing of finishes and fabrics, and normal variations in materials (including dye lot variations)
- properties of natural materials, including wood and leather
- exposure to environments with uncontrolled temperature and humidity (products must be transported, stored and used in climate controlled conditions)

Note, specific warranties for components and materials not manufactured by Krug: Height Adjustable Mechanism Warranty Krug warrants to the original consumer purchaser its Height Adjustable Mechanism that it will be free from defects in material and workmanship. This limited warranty covers material and manufacturing defects, which cause a non-conformance in the function of a table base and is limited to the following products and warranty term determined from their dates of purchase: a) Electronic components such as control boxes, hand switches and motors – two (2) years b) Mechanical components such as crank drives, spindles – five (5) years c) Structural components such as J-channels, feet and top supports – ten (10) years. The start of the warranty period is the documented date of your purchase of the product. The warranty herein is made to and for the benefit of the original consumer purchaser of the product and is non-transferable. If you discover a defect in material or workmanship during the warranty period, and Krug agrees that the defect exists, Krug will, at its option, repair or replace the Product at no charge to you, provided it is returned during the warranty period. In the unlikely event that your product should require repair or replacement during the warranty period, please contact Krug to obtain warranty service. The warranty period on replacement products is the remainder of the warranty on the original product or 30 days, whichever is longer.

Jordan Sleepers Heavy-Duty Mechanism, made with heavy gauge steel and minimal moving parts - is backed by a 5-year warranty on the mechanism itself, in addition to the lifetime warranty on the rest of the product. If it does become damaged or degraded, the mechanism can be field-replaced. Juno and Trevisa Overbed Tables have a 2-year warranty.

## 15. Export Packing Charges

Quoted upon request

## 16. Terms and Conditions of Government Commercial Credit Card

ACCEPTANCE: KRUG will accept the government commercial credit card but will not Offer any additional discount for orders placed using the credit card

## 17. Term and Conditions of Rental Maintenance and Repair.

N/A

## 18. Term and Conditions of Installation

N/A

## 19. Term and Conditions of Repair

N/A

## 20a. Term and Conditions for any other services

N/A

## 20. Service and Distribution points

Call contractor

## 21. Participating Dealers

Call contractor

## 22. Preventative Maintenance

N/A

## 23. Environmental Attributes

Krug maintains a program to reduce the impact on the environment of our products and operations.

## 24. Data Universal Number System (DUNS) number

251476669

## 25. Notification regarding registration in SAM.

Krug Inc.'s registration in SAM is current, accurate and valid.

## 26 Cage Code: 37310

# ADESSO TABLE OF CONTENTS

## **i GSA Terms & Conditions**

2	Environmental Summary
3	Product Features & Options
4	Finishes & Veneer
5	Sample Configurations
6	Desk Runoffs for Full Height Credenzas
10	Desk Runoffs for 3/4 Height Credenzas
15	Linking Runoff Tops
16	Desks with Extended 3/4 Pedestals
17	Height Adjustable Worksurfaces
25	Open Desks
29	Desks
30	Single Pedestal Return with Extended 3/4 Pedestal
31	Returns
33	Linking Tops
34	Desk Height Credenzas with Extended Pedestals
35	Desk Height Credenzas
39	3/4 Height Credenzas
42	Full Face 3/4 Height Credenzas
48	Overheads
51	Tackboards for Overheads
52	Wall Mounted Back-Painted Glass
53	Panel Walls
56	Piers
57	Hutches
58	Hutch Tackboard Fabric, Keyboards & Accessories
59	Storage
64	Wardrobes
66	Mobile Pedestals
66	Benches
68	Reception & Administrative Workstations
72	Media Hubs
86	Media Hub, Runoff Tops
88	Media Hub, Bases
89	Media Hub, Storage
91	Modular Tops
92	Modular Pedestals with Finished Backs
94	3/4 Height Modular Pedestals with Finished Backs
95	Modular Supports
97	Modular Modesty Panels
98	Power & Cable Management

## **General Information**

102	Height Adjustable Worksurface with Base Enclosure
103	Credenza & Linking Unit
104	Hutch, Overhead, Tackboard & Wall Unit
105	Storage Drawers & Media Hub
106	Terms & Conditions, Warranty
108	Custom Pricing Methods
108	KrugExpress
109	Upholstery Programs

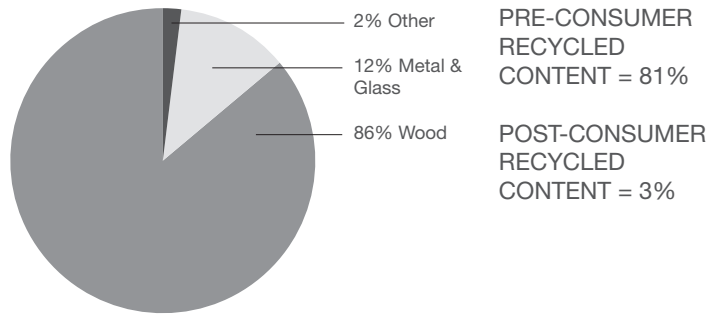


# ADESSO ENVIRONMENTAL SUMMARY

## LEED CERTIFICATION



MATERIAL CONTENT:



PRE-CONSUMER RECYCLED CONTENT = 81%

POST-CONSUMER RECYCLED CONTENT = 3%

### CONTRIBUTES TO

CREDIT	Requirement	Points
CREDIT 2.1 - 2.2	Construction Waste Management	1-2 point(s)
CREDIT 4.1	Recycled Content	1 point
CREDIT 4.2	Recycled Content	1 point
CREDIT 4.5	Low Emitting Materials, (MUST BE REQUESTED) Systems Furniture & Seating	1 point
CREDIT 5.1	Regional Materials*	1 point
CREDIT 7	Certified Wood (PLEASE ENQUIRE)	1 point

\* This credit is only applicable if in total 20% of the combined value of the procurement of construction materials and in the furniture are manufactured within a radius of 500 miles. This credit will apply if the installation of the finished product occurs within 500 miles of Toronto, Ontario.



### level® CERTIFICATION

BIFMA's e3 Furniture Sustainability Standard is a voluntary, multi-attribute standard that measures the degree of sustainability of furniture. This standard evaluates product and company environmental attributes and compliance systems in a wide range of elements which include Materials, Energy & Atmosphere, Human & Ecosystem Health and Social Responsibility. Adesso products have earned level®, BIFMA's sustainability certification program for furniture, certification through third-party verification against the e3 standard.



The mark of responsible forestry

### AIR EMISSIONS

All Adesso products can be supplied with air emissions-certification. Contact customer service for information and upcharges.

### FSC®

FSC® In 2005, Krug received Forest Stewardship Council® (FSC®) Chain-of-Custody certification for our manufacturing facilities. The FSC® Chain-of-Custody tracks certified wood from seedling to final sale. It verifies that the material for our FSC® certified products only come from well-managed, FSC®-certified forests and other controlled sources. FSC® is dedicated to the promotion of responsible forest management worldwide helping to take care of forests for future generations. Adesso and other Krug products can be specified with FSC® Certification. Contact customer service for further information, pricing and lead times.



In addition, architects, designers, and building professionals can specify FSC®-certified products in order to achieve a point from the U.S. Green Building Council's Leadership in Energy and Environmental Design (LEED) Rating System.

## ADESSO PRODUCT FEATURES & OPTIONS

### WORK SURFACES

Tops are 1 1/2" thick veneered particle board & MDF core with face and back veneer.

### MODESTY PANELS

Modesty panels are standard on all desks, and optional on shaped tops, returns, linking units and credenzas. Modesty panels are 3/4" thick, with the exception of linking unit modesty panels which are 1 1/8" thick.

### VENEER

Adesso veneers are quarter cut, except for White Oak, which is rift cut - both quarter cut and rift cut veneers provide a straight grain appearance. The grain direction of the veneers on vertical faces is horizontal.

### FINISH

A five step catalyzed varnish finish that when dry has a sheen value of 32°, is applied to all finished cases. A lower sheen topcoat, 20°, can also be specified at standard pricing. All purchase orders must clearly note "lower sheen finish" in order to receive the optional selection.

### LOCKS

Locks are provided as standard features on all pedestals, except bookcase pedestals, including those in desks, credenzas, and lateral file storage units. Satin Aluminum lock plugs are located on the fronts of all cases.

Locks are available on the bookcase doors at an upcharge of **\$152 list** per set of (2) doors, please specify at time of order. If a hutch or overhead has an uneven amount of doors the single lock required is also **\$152**. Locks for bookcase doors are generally located on the top inside corner of the door front. Locks for hutch and overhead doors are generally located on the lower inside corners. Suites can be keyed alike at no upcharge, please specify on purchase order.

### LATCHES

All hutch, overhead and bookcase hinged doors (above the worksurface height), are equipped with touch latches mounted inside the top edge of the door.

### DRAWERS

Desk box drawers have fully progressive full extension slides and are load rated at 100 lbs. per drawer. Desk file drawers have a load bearing capacity of 130 lbs per drawer. All other pedestal file drawers have fully progressive, full extension slides and are load rated at 100 lbs. per drawer. All file drawers are equipped for letter and legal filing. All box and pedestal file drawer slides have an optional soft-closing feature. Lateral file drawers do not have this option. All drawer interiors are veneer on plywood, constructed with finger dovetail joints. All box/box/file pedestals in desks are supplied with one molded black pencil tray.

### GLIDES

Adjustable glides are 1 1/4" long and allow for a range of adjustment of 1". Glide inserts are installed at factory, glides need to be field installed.

### METAL LEGS

The metal legs in Adesso have a Brushed Stainless finish.

### HINGES

Hinges on all hutch, overhead and bookcase doors are European style with 110 degree opening. All hinges are fully adjustable.

### ADESSO PULL STYLE



Pulls are available in Clear Satin Anodized Aluminum. Adesso pulls are located on the top right corner of each drawer front and cover 2/3rds of the drawer front. Pulls on storage doors are placed in the top corner opposite the door hinges. Pulls are not available on storage doors above the worksurface. These cases will feature a touch latch operation.

### ADESSO EDGE PROFILE



Desks, Credenzas, Curvilinear Desks, Returns, Linking Units, Bookcases have profiles on all edges.

### TESTING INFORMATION

Adesso meets or exceeds the testing requirements of ANSI/BIFMA X5.5-2014 and/or X5.9 - 2012..



# ADESSO FINISHES & VENEER

## STANDARD WOOD FINISHES

SPECIES	FINISH
OAK	Light Oak SilverGrey on Oak Espresso Oak Harvest Oak Mahogany Oak Medium Cherry on Oak Mellow Oak Walnut on Oak
CHERRY	Appalachian Cherry American Cherry Sable Cherry Light Cherry
MAPLE	Clear Maple Wheat Maple
WALNUT	Natural Walnut SilverGrey on Walnut Regular Walnut Dark Walnut Cordovan Walnut
ANIGRE	Clear Anigre Medium Anigre
PALETTE FINISHES	Black White Sand Soft Green Steel Blue Slate
WOOD FINISHES TO MATCH STANDARD LAMINATES	Willow on Rift Oak Dune on Rift Oak Portobello on Rift Oak Ash on Rift Oak Shiraz Cherry Copper on Cherry Dark Walnut Park Avenue Walnut Chocolate on Walnut Nutmeg on Walnut Hardrock Maple

## VENEERS

Adesso veneers are quarter cut, except for White Oak, which is rift cut - both quarter cut and rift cut veneers provide a straight grain appearance. The grain direction of the veneers on vertical faces is horizontal.

## NON-STANDARD VENEER SPECIES

In addition to range of standard wood species, Adesso can be made with virtually any commercially available veneers. To specify Sycamore, Mozambique or Zebrano add 5% List to Walnut list price. Mozambique, Zebrano & Sycamore are available in clear finish only. Other veneers are also available on Adesso, please contact customer service for more information and pricing on additional wood species not included in Adesso's standard offering.

## NATURAL CHARACTERISTICS OF WOOD

Wood is a natural product with inherent color variations that will never be fully mitigated by the finishing process. Please anticipate variation in colors within a single unit, from piece to piece, and from Krug wood finish samples. If a very close match is required, a sample must be provided with the order and an upcharge will apply. Exact color matches are not possible.

## CUSTOM WOOD FINISHES

Add 10% list to your order for special finishes, minimum upcharge is \$600 list per finish per order. (For example, on all orders up to \$6000 list, an upcharge of \$600 will apply, on orders \$6000 and up add 10% list to your order.)

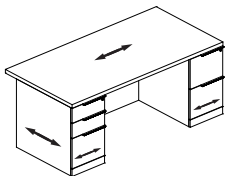
For orders with special finishes, a sample that is a minimum 3" by 3" must be received with the order. Special finishes may add additional lead time to production schedules. Since wood is a natural product, some variations in grain, color and stain acceptance will occur. In our finishing processes, we try to minimize variations, but some variation between samples and finished goods should be anticipated.

## FINISH

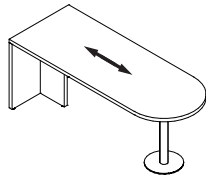
Adesso Caseloads feature Krug's finish, a proprietary catalyzed varnish formulation, that has repeatedly shown through independent laboratory testing to be the industry leader in durability and abrasion resistance. The Krug finish looks better longer than competitors and is uniquely suited to the demands of high traffic environments.

## GRAIN DIRECTION

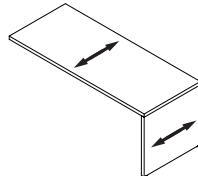
Adesso grain direction runs left to right on all cases. Providing a consistent wood grain direction is important in maintaining consistent color on adjacent worksurface. The arrows on the illustrations below show the grain direction on typical worksurfaces and case fronts.



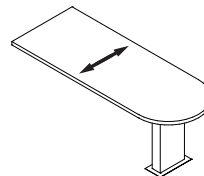
Desks



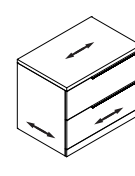
Curvilinear Desks



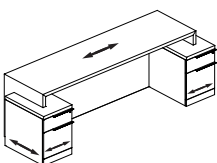
Rectangular Runoffs



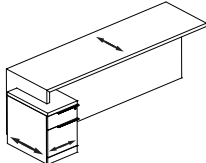
Curvilinear Runoffs



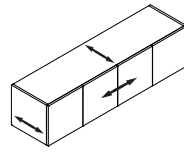
Drawer and Door Fronts



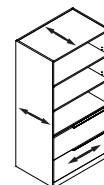
Credenza



Returns & Linking Units

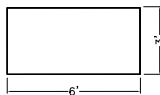
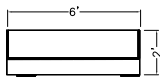
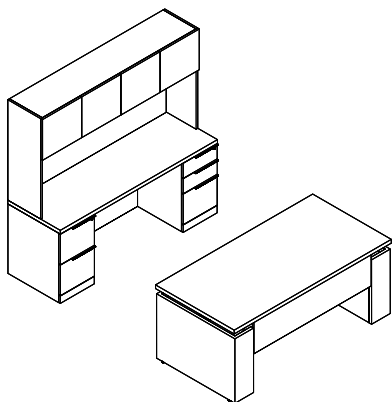


Hutches and Overheads


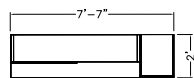
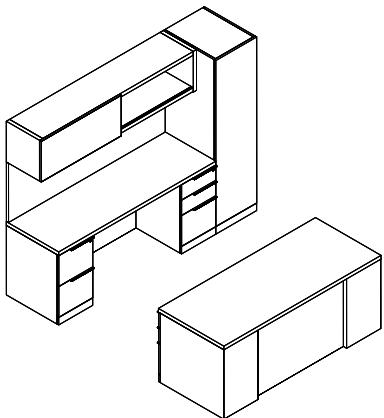


Storage

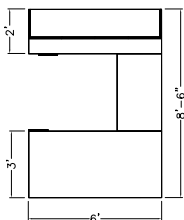
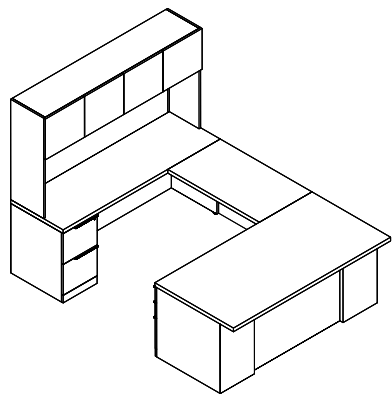
# ADESSO SAMPLE CONFIGURATIONS



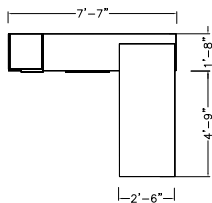
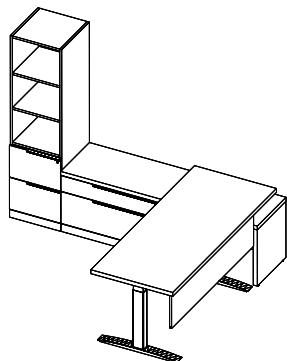
	Model	Cherry Maple Oak	Anigre Walnut
Height Adj. Desk	88HA7236ETSGV21	7840	8623
Hutch	88HT721640	4193	4611
Credenza	88C72244LDRF	4995	5275
<b>TOTAL</b>		<b>17028</b>	<b>18509</b>



	Model	Cherry Maple Oak	Anigre Walnut
Desk	88D72304LORF	4796	5274
Overhead	88OSW721616Z	3082	3391
Tackboard	88TBOHW7224	521	521
Credenza	88C72244LDRF	4797	5275
Storage	88ST19246911R	3153	3467
<b>TOTAL</b>		<b>16349</b>	<b>17928</b>



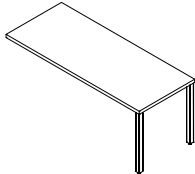
	Model	Cherry Maple Oak	Anigre Walnut
Desk	88D72364LORF	4833	5317
Link Unit	88LU4224HX41	1666	1833
Hutch	88HT721640	4193	4611
Credenza	88C72244LDR0	4337	4772
<b>TOTAL</b>		<b>15029</b>	<b>16533</b>

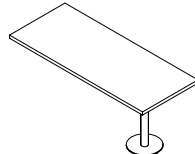


	Model	Cherry Maple Oak	Anigre Walnut
Height Adj. Desk	88HA7230ETSO16V21	4756	5231
Storage	88ST19206990	2620	2882
Credenza	88CY72203L3616R0	4555	5012
<b>TOTAL</b>		<b>11931</b>	<b>13125</b>



# ADESSO DESK RUNOFFS FOR FULL HEIGHT CREDENZAS

Description	Model	Oak Cherry Maple	Anigre Walnut	W	D	H	KW	Shipping Weight	Cubic Feet	
	Rectangular Desk	88DR60304LLG	2636	2899	59.75	30	29.5	57.5	112	6
	Runoff with	88DR60304RLG	2636	2899	59.75	30	29.5	57.5	112	6
	Aluminum Leg	88DR66304LLG	2681	2948	65.75	30	29.5	63.5	121	6.5
		88DR66304RLG	2681	2948	65.75	30	29.5	63.5	121	6.5
		88DR66364LLG	2787	3066	65.75	36	29.5	63.5	140	7.25
		88DR66364RLG	2787	3066	65.75	36	29.5	63.5	140	7.25
		88DR72304LLG	2802	3080	71.5	30	29.5	69	130	6.75
		88DR72304RLG	2802	3080	71.5	30	29.5	69	130	6.75
		88DR72364LLG	2830	3113	71.5	36	29.5	69	151	7.75
		88DR72364RLG	2830	3113	71.5	36	29.5	69	151	7.75
		88DR78304LLG	2936	3232	77.5	30	29.5	75	139	7.25
		88DR78304RLG	2936	3232	77.5	30	29.5	75	139	7.25
		88DR78364LLG	3057	3363	77.5	36	29.5	75	161	8.5
		88DR78364RLG	3057	3363	77.5	36	29.5	75	161	8.5
		88DR84304LLG	3179	3495	83.5	30	29.5	81	147	7.75
		88DR84304RLG	3179	3495	83.5	30	29.5	81	147	7.75
		88DR84364LLG	3327	3662	83.5	36	29.5	81	172	9
	88DR84364RLG	3327	3662	83.5	36	29.5	81	172	9	

	Rectangular Desk	88DR60304LDB	2696	2965	59.75	30	29.5	43.5	124	12
	Runoffs with	88DR60304RDB	2696	2965	59.75	30	29.5	43.5	124	12
	Disc Base	88DR66304LDB	2802	3080	65.75	30	29.5	49.5	133	12.5
		88DR66304RDB	2802	3080	65.75	30	29.5	49.5	133	12.5
		88DR66364LDB	2952	3246	65.75	36	29.5	46.5	152	13.25
		88DR66364RDB	2952	3246	65.75	36	29.5	46.5	152	13.25
		88DR72304LDB	2966	3265	71.5	30	29.5	55	141	12.75
		88DR72304RDB	2966	3265	71.5	30	29.5	55	141	12.75
		88DR72364LDB	2996	3295	71.5	36	29.5	52	162	13.75
		88DR72364RDB*	2996	3295	71.5	36	29.5	52	162	13.75
		88DR78304LDB	3102	3411	77.5	30	29.5	61	150	13.25
		88DR78304RDB	3102	3411	77.5	30	29.5	61	150	13.25
		88DR78364LDB	3221	3543	77.5	36	29.5	58	173	14.5
		88DR78364RDB	3221	3543	77.5	36	29.5	58	173	14.5
		88DR84304LDB	3388	3727	83.5	30	29.5	67	159	13.75
		88DR84304RDB	3388	3727	83.5	30	29.5	67	159	13.75
		88DR84364LDB	3493	3844	83.5	36	29.5	64	183	15
	88DR84364RDB	3493	3844	83.5	36	29.5	64	183	15	

**ORDERING NOTES:**

All desk runoffs are available with three floating modesty panel options: wood, acrylic and back-painted glass. For floating modesty panel upcharges, please see page 28. To order, add the floating modesty panel reference number to the end of the runoff model number.

**ORDERING PROCEDURE**

To order, please specify the following:  
 1) Krug product model number  
 2) Wood species and finish  
 3) Grommet location and style if applicable.

\* Indicates model illustrated by line drawing

**CODE DESCRIPTION**

4 - over full height credenza  
 L - left-handed position  
 R - right-handed position  
 LG - aluminum legs  
 DB - disc base  
 V21 - floating wood modesty panel  
 V29 - floating acrylic modesty panel  
 V24 - floating back-painted glass modesty panel

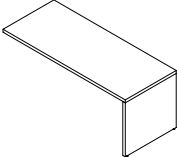
**STANDARD FINISHES**

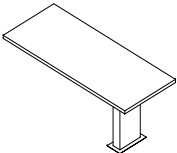
For a complete list of standard wood finishes please see page 4. Disc bases and metal legs are available in a Brushed Stainless finish.

**GROMMETS**

One wiring grommet in standard position is optional at no charge.

# ADESSO DESK RUNOFFS FOR FULL HEIGHT CREDENZAS

Description	Model	Oak Cherry Maple	Anigre Walnut	W	D	H	KW	Shipping Weight	Cubic Feet	
	Rectangular Desk	88DR60304LGB	3088	3396	59.75	30	29.5	58	120	39
	Runoffs with Gable	88DR60304RGB	3088	3396	59.75	30	29.5	58	120	39
	Base	88DR66304LGB	3133	3445	65.75	30	29.5	64	129	43
		88DR66304RGB	3133	3445	65.75	30	29.5	64	129	43
		88DR66364LGB	3238	3562	65.75	36	29.5	64	148	50.5
		88DR66364RGB	3238	3562	65.75	36	29.5	64	148	50.5
		88DR72304LGB	3251	3578	71.5	30	29.5	70	138	46.5
		88DR72304RGB	3251	3578	71.5	30	29.5	70	138	46.5
		88DR72364LGB	3283	3609	71.5	36	29.5	70	159	54.5
		88DR72364RGB	3283	3609	71.5	36	29.5	70	159	54.5
		88DR78304LGB	3388	3727	77.5	30	29.5	76	147	50
		88DR78304RGB	3388	3727	77.5	30	29.5	76	147	50
		88DR78364LGB	3538	3893	77.5	36	29.5	76	169	59
		88DR78364RGB	3538	3893	77.5	36	29.5	76	169	59
		88DR84304LGB	3630	3993	83.5	30	29.5	82	155	54
		88DR84304RGB	3630	3993	83.5	30	29.5	82	155	54
	88DR84364LGB	3781	4158	83.5	36	29.5	82	180	63.5	
	88DR84364RGB	3781	4158	83.5	36	29.5	82	180	63.5	

	Rectangular Desk	88DR60304LWB	3238	3562	59.75	30	29.5	43	127	7.5
	Runoff with Wood/ Aluminum Base	88DR60304RWB	3238	3562	59.75	30	29.5	43	127	7.5
		88DR66304LWB	3283	3609	65.75	30	29.5	49	136	8
		88DR66304RWB	3283	3609	65.75	30	29.5	49	136	8
		88DR66364LWB	3388	3727	65.75	36	29.5	45	155	8.75
		88DR66364RWB	3388	3727	65.75	36	29.5	45	155	8.75
		88DR72304LWB	3403	3742	71.5	30	29.5	55	145	8.25
		88DR72304RWB	3403	3742	71.5	30	29.5	55	145	8.25
		88DR72364LWB	3432	3774	71.5	36	29.5	51	166	9.25
		88DR72364RWB	3432	3774	71.5	36	29.5	51	166	9.25
		88DR78304LWB	3538	3893	77.5	30	29.5	61	154	8.75
		88DR78304RWB	3538	3893	77.5	30	29.5	61	154	8.75
		88DR78364LWB	3661	4024	77.5	36	29.5	57	176	10
		88DR78364RWB	3661	4024	77.5	36	29.5	57	176	10
		88DR84304LWB	3781	4158	83.5	30	29.5	67	162	9.25
		88DR84304RWB	3781	4158	83.5	30	29.5	67	162	9.25
	88DR84364LWB	3931	4322	83.5	36	29.5	63	187	10.5	
	88DR84364RWB	3931	4322	83.5	36	29.5	63	187	10.5	

**ORDERING NOTES:**

All desk runoffs are available with three floating modesty panel options: wood, acrylic and back-painted glass. For floating modesty panel upcharges, please see page 28. To order, add the floating modesty panel reference number to the end of the runoff model number.

**DIMENSION KEY**

W — width  
 D — depth  
 H — height of worksurface  
 KW — knee-hole width

Dimensions are in inches and approximate.  
 Contact Customer Service if dimensions are critical.

**CODE DESCRIPTION**

4 - over full height credenza  
 L - left-handed position  
 R - right-handed position  
 GB - gable base  
 WB - wood/aluminum base  
 V21 - floating wood modesty panel  
 V29 - floating acrylic modesty panel  
 V24 - floating back-painted glass modesty panel

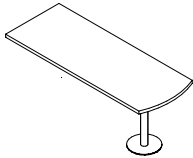
**STANDARD FINISHES**

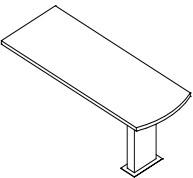
For a complete list of standard wood finishes please see page 4. Disc bases and metal legs are available in a Brushed Stainless finish.

**GROMMETS**

One wiring grommet in standard position is optional at no charge.

# ADESSO DESK RUNOFFS FOR FULL HEIGHT CREDENZA

Description	Model	Oak Cherry Maple	Anigre Walnut	W	D	H	KW	Shipping Weight	Cubic Feet
 Arc Desk Runoffs with Disc Base	88DRA60304LDB	2696	2965	59.75	30	29.5	43.5	124	12
	88DRA60304RDB	2696	2965	59.75	30	29.5	43.5	124	12
	88DRA66304LDB	2802	3080	65.75	30	29.5	49.5	133	12.5
	88DRA66304RDB	2802	3080	65.75	30	29.5	49.5	133	12.5
	88DRA66364LDB	2952	3246	65.75	36	29.5	46.5	152	13.25
	88DRA66364RDB	2952	3246	65.75	36	29.5	46.5	152	13.25
	88DRA72304LDB	2966	3265	71.5	30	29.5	55	141	12.75
	88DRA72304RDB	2966	3265	71.5	30	29.5	55	141	12.75
	88DRA72364LDB	2996	3295	71.5	36	29.5	52	162	13.75
	88DRA72364RDB*	2996	3295	71.5	36	29.5	52	162	13.75
	88DRA78304LDB	3102	3411	77.5	30	29.5	61	150	13.25
	88DRA78304RDB	3102	3411	77.5	30	29.5	61	150	13.25
	88DRA78364LDB	3221	3543	77.5	36	29.5	58	173	14.5
	88DRA78364RDB	3221	3543	77.5	36	29.5	58	173	14.5
	88DRA84304LDB	3388	3727	83.5	30	29.5	67	159	13.75
	88DRA84304RDB	3388	3727	83.5	30	29.5	67	159	13.75
	88DRA84364LDB	3493	3844	83.5	36	29.5	64	183	15
	88DRA84364RDB	3493	3844	83.5	36	29.5	64	183	15

 Arc Desk Runoff with Wood/Aluminum Base	88DRA60304LWB	3238	3562	59.75	30	29.5	43	127	7.5
	88DRA60304RWB	3238	3562	59.75	30	29.5	43	127	7.5
	88DRA66304LWB	3283	3609	65.75	30	29.5	49	136	8
	88DRA66304RWB	3283	3609	65.75	30	29.5	49	136	8
	88DRA66364LWB	3388	3727	65.75	36	29.5	45	155	8.75
	88DRA66364RWB	3388	3727	65.75	36	29.5	45	155	8.75
	88DRA72304LWB	3403	3742	71.5	30	29.5	55	145	8.25
	88DRA72304RWB	3403	3742	71.5	30	29.5	55	145	8.25
	88DRA72364LWB	3432	3774	71.5	36	29.5	51	166	9.25
	88DRA72364RWB*	3432	3774	71.5	36	29.5	51	166	9.25
	88DRA78304LWB	3538	3893	77.5	30	29.5	61	154	8.75
	88DRA78304RWB	3538	3893	77.5	30	29.5	61	154	8.75
	88DRA78364LWB	3661	4024	77.5	36	29.5	57	176	10
	88DRA78364RWB	3661	4024	77.5	36	29.5	57	176	10
	88DRA84304LWB	3781	4158	83.5	30	29.5	67	162	9.25
	88DRA84304RWB	3781	4158	83.5	30	29.5	67	162	9.25
	88DRA84364LWB	3931	4322	83.5	36	29.5	63	187	10.5
	88DRA84364RWB	3931	4322	83.5	36	29.5	63	187	10.5

**ORDERING NOTES:**

All desk runoffs are available with three floating modesty panel options: wood, acrylic and back-painted glass. For floating modesty panel upcharges, please see page 28. To order, add the floating modesty panel reference number to the end of the runoff model number.

**ORDERING PROCEDURE**

- To order, please specify the following:
- 1) Krug product model number
  - 2) Wood species and finish
  - 3) Grommet location and style if applicable.

\* Indicates model illustrated by line drawing

**CODE DESCRIPTION**

- 4 - over full height credenza
- L - left-handed position
- R - right-handed position
- DB - disc base
- WB - wood/aluminum base
- V21 - floating wood modesty panel
- V29 - floating acrylic modesty panel
- V24 - floating back-painted glass modesty panel

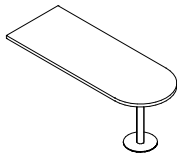
**STANDARD FINISHES**

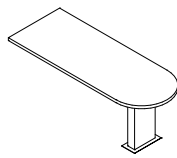
For a complete list of standard wood finishes please see page 4. Disc bases and metal legs are available in a Brushed Stainless finish.

**GROMMETS**

One wiring grommet in standard position is optional at no charge.

# ADESSO DESK RUNOFFS FOR FULL HEIGHT CREDENZA

Description	Model	Oak		W	D	H	KW	Shipping Weight	Cubic Feet
		Cherry Maple	Anigre Walnut						
Bullet Desk Runoff with Disc Base 	88DRB60304LDB	2696	2965	59.75	30	29.5	43.5	124	12
	88DRB60304RDB	2696	2965	59.75	30	29.5	43.5	124	12
	88DRB66304LDB	2802	3080	65.75	30	29.5	49.5	133	12.5
	88DRB66304RDB	2802	3080	65.75	30	29.5	49.5	133	12.5
	88DRB66364LDB	2952	3246	65.75	36	29.5	46.5	152	13.25
	88DRB66364RDB	2952	3246	65.75	36	29.5	46.5	152	13.25
	88DRB72304LDB	2966	3265	71.5	30	29.5	55	141	12.75
	88DRB72304RDB	2966	3265	71.5	30	29.5	55	141	12.75
	88DRB72364LDB	2996	3295	71.5	36	29.5	52	162	13.75
	88DRB72364RDB*	2996	3295	71.5	36	29.5	52	162	13.75
	88DRB78304LDB	3102	3411	77.5	30	29.5	61	150	13.25
	88DRB78304RDB	3102	3411	77.5	30	29.5	61	150	13.25
	88DRB78364LDB	3221	3543	77.5	36	29.5	58	173	14.5
	88DRB78364RDB	3221	3543	77.5	36	29.5	58	173	14.5
	88DRB84304LDB	3388	3727	83.5	30	29.5	67	159	13.75
	88DRB84304RDB	3388	3727	83.5	30	29.5	67	159	13.75
	88DRB84364LDB	3493	3844	83.5	36	29.5	64	183	15
88DRB84364RDB	3493	3844	83.5	36	29.5	64	183	15	

Bullet Desk Runoff with Wood/Aluminum Base 	88DRB60304LWB	3238	3562	59.75	30	29.5	43	127	7.5
	88DRB60304RWB	3238	3562	59.75	30	29.5	43	127	7.5
	88DRB66304LWB	3283	3609	65.75	30	29.5	49	136	8
	88DRB66304RWB	3283	3609	65.75	30	29.5	49	136	8
	88DRB66364LWB	3388	3727	65.75	36	29.5	45	155	8.75
	88DRB66364RWB	3388	3727	65.75	36	29.5	45	155	8.75
	88DRB72304LWB	3403	3742	71.5	30	29.5	55	145	8.25
	88DRB72304RWB	3403	3742	71.5	30	29.5	55	145	8.25
	88DRB72364LWB	3432	3774	71.5	36	29.5	51	166	9.25
	88DRB72364RWB*	3432	3774	71.5	36	29.5	51	166	9.25
	88DRB78304LWB	3538	3893	77.5	30	29.5	61	154	8.75
	88DRB78304RWB	3538	3893	77.5	30	29.5	61	154	8.75
	88DRB78364LWB	3661	4024	77.5	36	29.5	57	176	10
	88DRB78364RWB	3661	4024	77.5	36	29.5	57	176	10
	88DRB84304LWB	3781	4158	83.5	30	29.5	67	162	9.25
	88DRB84304RWB	3781	4158	83.5	30	29.5	67	162	9.25
	88DRB84364LWB	3931	4322	83.5	36	29.5	63	187	10.5
88DRB84364RWB	3931	4322	83.5	36	29.5	63	187	10.5	

**ORDERING NOTES:**

All desk runoffs are available with three floating modesty panel options: wood, acrylic and back-painted glass. For floating modesty panel upcharges, please see page 28. To order, add the floating modesty panel reference number to the end of the runoff model number.

**DIMENSION KEY**

W — width  
 D — depth  
 H — height of worksurface  
 KW— kneehole width

Dimensions are in inches and approximate. Contact Customer Service if dimensions are critical.

**CODE DESCRIPTION**

4 - over full height credenza  
 L - left-handed position  
 R - right-handed position  
 DB - disc base  
 WB - wood/aluminum base  
 V21 - floating wood modesty panel  
 V29 - floating acrylic modesty panel  
 V24 - floating back-painted glass modesty panel

**STANDARD FINISHES**

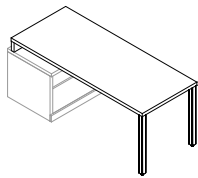
For a complete list of standard wood finishes, please see page 4.

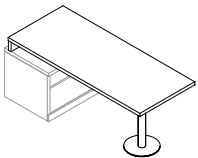
Disc bases and metal legs are available in an Brushed Stainless finish.

**GROMMETS**

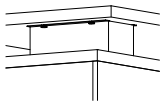
One grommet in a standard position is optional at no charge.

# ADESSO DESK RUNOFFS FOR 3/4 HEIGHT CREDENZAS

Description	Model	Oak Cherry Maple	Anigre Walnut	W	D	H	KW	Shipping Weight	Cubic Feet	
	Rectangular Desk	88DR60303LLG	2860	3146	59.75	30	29.5	36	120	16
	Runoff with	88DR60303RLG	2860	3146	59.75	30	29.5	36	120	16
	Aluminum Legs	88DR66303LLG	2907	3197	65.75	30	29.5	42	131	17.5
		88DR66303RLG	2907	3197	65.75	30	29.5	42	131	17.5
		88DR66363LLG	3011	3313	65.75	36	29.5	42	151	20
		88DR66363RLG	3011	3313	65.75	36	29.5	42	151	20
		88DR72303LLG	3028	3329	71.5	30	29.5	48	138	18.5
		88DR72303RLG	3028	3329	71.5	30	29.5	48	138	18.5
		88DR72363LLG*	3057	3363	71.5	36	29.5	48	160	21.5
		88DR72363RLG	3057	3363	71.5	36	29.5	48	160	21.5
		88DR78303LLG	3162	3477	77.5	30	29.5	54	147	20
		88DR78303RLG	3162	3477	77.5	30	29.5	54	147	20
		88DR78363LLG	3283	3609	77.5	36	29.5	54	170	23.5
		88DR78363RLG	3283	3609	77.5	36	29.5	54	170	23.5
		88DR84303LLG	3403	3742	83.5	30	29.5	60	155	21.5
		88DR84303RLG	3403	3742	83.5	30	29.5	60	155	21.5
		88DR84363LLG	3554	3909	83.5	36	29.5	60	181	25
		88DR84363RLG	3554	3909	83.5	36	29.5	60	181	25

	Rectangular Desk	88DR66303LDB	2921	3214	65.75	30	29.5	27.5	141	23.5
	Runoffs with Disc	88DR66303RDB	2921	3214	65.75	30	29.5	27.5	141	23.5
	Base	88DR66363LDB	3028	3329	65.75	36	29.5	24.5	161	26
		88DR66363RDB	3028	3329	65.75	36	29.5	24.5	161	26
		88DR72303LDB	3179	3495	71.5	30	29.5	33	149	24.5
		88DR72303RDB	3179	3495	71.5	30	29.5	33	149	24.5
		88DR72363LDB*	3192	3512	71.5	36	29.5	30	171	27.5
		88DR72363RDB	3192	3512	71.5	36	29.5	30	171	27.5
		88DR78303LDB	3221	3543	77.5	30	29.5	39	158	26
		88DR78303RDB	3221	3543	77.5	30	29.5	39	158	26
		88DR78363LDB	3327	3662	77.5	36	29.5	36	182	29.5
		88DR78363RDB	3327	3662	77.5	36	29.5	36	182	29.5
		88DR84303LDB	3449	3792	83.5	30	29.5	45	167	27.5
		88DR84303RDB	3449	3792	83.5	30	29.5	45	167	27.5
		88DR84363LDB	3613	3975	83.5	36	29.5	42	192	31
		88DR84363RDB	3613	3975	83.5	36	29.5	42	192	31

**ORDERING NOTES:**



All desk runoffs are available with three floating modesty panel options: wood, acrylic and back-painted glass. For floating modesty panel upcharges, please see page 28. To order, add the floating modesty panel reference number to the end of the runoff model number. To replace a standard wood riser with a metal riser for 3/4 height desk runoffs add suffix M to the end of the model # and **\$152 list** to the price e.g. 88DR84363LLGM

**ORDERING PROCEDURE**

- To order, please specify the following:
- 1) Krug product model number
  - 2) Wood species and finish
  - 3) Grommet location and style if applicable.

\* Indicates model illustrated by line drawing

**CODE DESCRIPTION**

- 3 - over 3/4 height credenza
- L - left-handed position
- R - right-handed position
- LG - aluminum legs
- DB - disc base
- V21 - floating wood modesty panel
- V29 - floating acrylic modesty panel
- V24 - floating back-painted glass modesty panel
- M - metal riser

**STANDARD FINISHES**

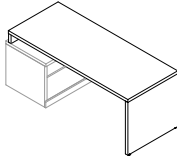
For a complete list of standard wood finishes please see page 4. Disc bases and metal legs are available in a Brushed Stainless finish.

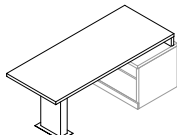
**GROMMETS**

One wiring grommet in standard position is optional at no charge.

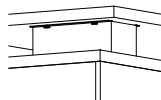


# ADESSO DESK RUNOFFS FOR 3/4 HEIGHT CREDENZAS

Description	Model	Oak		W	D	H	KW	Shipping Weight	Cubic Feet
		Cherry Maple	Anigre Walnut						
 Rectangular Desk Runoffs with Gable Base	88DR60303LGB	3313	3643	59.75	30	29.5	36.4	152	39
	88DR60303RGB	3313	3643	59.75	30	29.5	36.4	152	39
	88DR66303LGB	3357	3693	65.75	30	29.5	42.4	162	43
	88DR66303RGB	3357	3693	65.75	30	29.5	42.4	162	43
	88DR66363LGB	3462	3811	65.75	36	29.5	42.4	188	50.5
	88DR66363RGB	3462	3811	65.75	36	29.5	42.4	188	50.5
	88DR72303LGB	3479	3827	71.5	30	29.5	48.1	171	46.5
	88DR72303RGB	3479	3827	71.5	30	29.5	48.1	171	46.5
	88DR72363LGB*	3509	3859	71.5	36	29.5	48.1	199	54.5
	88DR72363RGB	3509	3859	71.5	36	29.5	48.1	199	54.5
	88DR78303LGB	3613	3975	77.5	30	29.5	54.1	181	50
	88DR78303RGB	3613	3975	77.5	30	29.5	54.1	181	50
	88DR78363LGB	3763	4140	77.5	36	29.5	54.1	210	59
	88DR78363RGB	3763	4140	77.5	36	29.5	54.1	210	59
	88DR84303LGB	3854	4239	83.5	30	29.5	60.1	191	54
	88DR84303RGB	3854	4239	83.5	30	29.5	60.1	191	54
	88DR84363LGB	4005	4404	83.5	36	29.5	60.1	222	63.5
	88DR84363RGB	4005	4404	83.5	36	29.5	60.1	222	63.5

 Rectangular Desk Runoff with Wood/Aluminum Base	88DR60303LWB	3432	3774	59.75	30	29.5	21	135	17.5
	88DR60303RWB	3432	3774	59.75	30	29.5	21	135	17.5
	88DR66303LWB	3522	3876	65.75	30	29.5	27	146	19
	88DR66303RWB	3522	3876	65.75	30	29.5	27	146	19
	88DR66363LWB	3630	3993	65.75	36	29.5	24	166	21.5
	88DR66363RWB	3630	3993	65.75	36	29.5	24	166	21.5
	88DR72303LWB	3706	4072	71.5	30	29.5	33	153	20
	88DR72303RWB	3706	4072	71.5	30	29.5	33	153	20
	88DR72363LWB*	3793	4173	71.5	36	29.5	30	175	23
	88DR72363RWB	3793	4173	71.5	36	29.5	30	175	23
	88DR78303LWB	3885	4272	77.5	30	29.5	39	162	21.5
	88DR78303RWB	3885	4272	77.5	30	29.5	39	162	21.5
	88DR78363LWB	3991	4391	77.5	36	29.5	36	185	25
	88DR78363RWB	3991	4391	77.5	36	29.5	36	185	25
	88DR84303LWB	4095	4505	83.5	30	29.5	45	170	23
	88DR84303RWB	4095	4505	83.5	30	29.5	45	170	23
	88DR84363LWB	4203	4620	83.5	36	29.5	42	196	26.5
	88DR84363RWB	4203	4620	83.5	36	29.5	42	196	26.5

**ORDERING NOTES:**



All desk runoffs are available with three floating modesty panel options: wood, acrylic and back-painted glass. For floating modesty panel upcharges, please see page 28. To order, add the floating modesty panel reference number to the end of the runoff model number. To replace a standard wood riser with a metal riser for 3/4 height desk runoffs add suffix M to the end of the model # and **\$152 list** to the price e.g. 88DR84363LLGM

**DIMENSION KEY**

W — width  
 D — depth  
 H — height of worksurface  
 KW— kneehole width

Dimensions are in inches and approximate. Contact Customer Service if dimensions are critical.

**CODE DESCRIPTION**

3 - over 3/4 height credenza  
 L - left-handed position  
 R - right-handed position  
 GB - gable base  
 WB - wood/aluminum base  
 V21 - floating wood modesty panel  
 V29 - floating acrylic modesty panel  
 V24 - floating back-painted glass modesty panel  
 M - metal riser

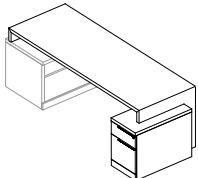
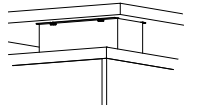
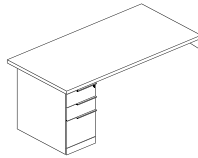
**STANDARD FINISHES**

For a complete list of standard wood finishes please see page 4. Disc bases and metal legs are available in a Brushed Stainless finish.

**GROMMETS**

One wiring grommet in standard position is optional at no charge.

# ADESSO DESK RUNOFFS FOR 3/4 HEIGHT CREDENZAS

Description	Model	Oak Cherry Maple	Anigre Walnut	W	D	H	KW	Shipping Weight	Cubic Feet	
	Rectangular Desk	88DRPM60303L3F	3418	3760	36	65.75	29.5	29	257	51
	Runoff with 3/4	88DRPM60303R3F	3418	3760	36	65.75	29.5	29	257	51
	Height Extended	88DRPM66303L3F	3522	3876	36	71.75	29.5	35	269	55.5
	Pedestal	88DRPM66303R3F	3522	3876	36	71.75	29.5	35	269	55.5
		88DRPM66363L3F	3630	3993	42	71.75	29.5	35	308	64
		88DRPM66363R3F	3630	3993	42	71.75	29.5	35	308	64
		88DRPM72303L3F	3706	4072	36	77.5	29.5	40.5	281	60
		88DRPM72303R3F	3706	4072	36	77.5	29.5	40.5	281	60
		88DRPM72363L3F	3793	4173	42	77.5	29.5	40.5	321	69
		88DRPM72363R3F*	3793	4173	42	77.5	29.5	40.5	321	69
		88DRPM78303L3F	3885	4272	36	83.5	29.5	46.5	293	64
		88DRPM78303R3F	3885	4272	36	83.5	29.5	46.5	293	64
		88DRPM78363L3F	3991	4391	42	83.5	29.5	46.5	336	74
		88DRPM78363R3F	3991	4391	42	83.5	29.5	46.5	336	74
		88DRPM84303L3F	4095	4505	36	89.5	29.5	52.5	305	68.5
			88DRPM84303R3F	4095	4505	36	89.5	29.5	52.5	305
		88DRPM84363L3F	4203	4620	42	89.5	29.5	52.5	350	78.5
		88DRPM84363R3F	4203	4620	42	89.5	29.5	52.5	350	78.5
	Single Pedestal Desk	88DR60303L4F	3915	4308	59.75	30	29.5	29	269	39
	Runoff	88DR60303R4F	3915	4308	59.75	30	29.5	29	269	39
		88DR60303L4D	3960	4355	59.75	30	29.5	29	269	39
		88DR60303R4D	3960	4355	59.75	30	29.5	29	269	39
		88DR66303L4F	3975	4371	65.75	30	29.5	35	281	43
		88DR66303R4F	3975	4371	65.75	30	29.5	35	281	43
		88DR66303L4D	4021	4422	65.75	30	29.5	35	281	43
		88DR66303R4D	4021	4422	65.75	30	29.5	35	281	43
		88DR66363L4F	4036	4437	65.75	36	29.5	35	296	50.5
		88DR66363R4F	4036	4437	65.75	36	29.5	35	296	50.5
		88DR66363L4D	4081	4488	65.75	36	29.5	35	296	50.5
		88DR66363R4D	4081	4488	65.75	36	29.5	35	296	50.5
		88DR72303L4F*	4095	4505	71.5	30	29.5	40.5	293	46.5
		88DR72303R4F	4095	4505	71.5	30	29.5	40.5	293	46.5
	88DR72303L4D	4141	4557	71.5	30	29.5	40.5	293	46.5	
	88DR72303R4D	4141	4557	71.5	30	29.5	40.5	293	46.5	

**ORDERING NOTES:**

All desk runoffs are available with three floating modesty panel options: wood, acrylic and back-painted glass. For floating modesty panel upcharges, please see page 28. To order, add the floating modesty panel reference number to the end of the runoff model number. Pedestals are available with a soft-closing drawer option, add "S" to the model # and **\$152 list** per pedestal. e.g. 88DR84363L4FS. To specify an Extended Pedestal in Palette finish, add the suffix "P" to the end of the model number. e.g. 88DRPM72303L3FP. To replace a standard wood riser with a metal riser for 3/4 height desk runoffs add suffix M to the end of the model # and **\$152 list** to the price. e.g. 88DR84363LLGM

**ORDERING PROCEDURE**

- To order, please specify the following:
- 1) Krug product model number
  - 2) Wood species and finish
  - 3) Grommet location and style if applicable.

\* Indicates model illustrated by line drawing

**CODE DESCRIPTION**

- 3 - over 3/4 height credenza
- L - left-handed position
- R - right-handed position
- 3F - 1 box, 1 file drawer
- 4F - box, box, file drawer
- 4D - file, file drawer
- V21 - floating wood modesty panel
- V29 - floating acrylic modesty panel
- V24 - floating back-painted glass modesty panel
- M - metal riser

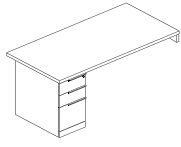
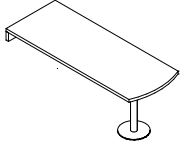
**STANDARD FINISHES**

For a complete list of standard wood finishes please see page 4. Disc bases and metal legs are available in a Brushed Stainless finish.

**GROMMETS**

One wiring grommet in standard position is optional at no charge.

## ADESSO DESK RUNOFFS FOR 3/4 HEIGHT CREDENZAS

Description	Model	Oak		W	D	H	KW	Shipping Weight	Cubic Feet
		Cherry Maple	Anigre Walnut						
	88DR72363L4F*	4155	4571	71.5	36	29.5	40.5	333	54.5
	88DR72363R4F	4155	4571	71.5	36	29.5	40.5	333	54.5
	88DR72363L4D	4203	4620	71.5	36	29.5	40.5	333	54.5
	88DR72363R4D	4203	4620	71.5	36	29.5	40.5	333	54.5
	88DR78303L4F	4215	4637	77.75	30	29.5	46.5	305	50
	88DR78303R4F	4215	4637	77.75	30	29.5	46.5	305	50
	88DR78303L4D	4261	4686	77.75	30	29.5	46.5	305	50
	88DR78303R4D	4261	4686	77.75	30	29.5	46.5	305	50
	88DR78363L4F	4277	4705	77.75	36	29.5	46.5	348	59
	88DR78363R4F	4277	4705	77.75	36	29.5	46.5	348	59
	88DR78363L4D	4321	4754	77.75	36	29.5	46.5	348	59
	88DR78363R4D	4321	4754	77.75	36	29.5	46.5	348	59
	88DR84303L4F	4336	4769	83.5	30	29.5	52.5	317	61
	88DR84303R4F	4336	4769	83.5	30	29.5	52.5	317	61
	88DR84303L4D	4381	4819	83.5	30	29.5	52.5	317	61
	88DR84303R4D	4381	4819	83.5	30	29.5	52.5	317	61
	88DR84363L4F	4396	4837	83.5	36	29.5	52.5	362	63.5
	88DR84363R4F	4396	4837	83.5	36	29.5	52.5	362	63.5
88DR84363L4D	4442	4887	83.5	36	29.5	52.5	362	63.5	
88DR84363R4D	4442	4887	83.5	36	29.5	52.5	362	63.5	
	88DRA66303LDB	2921	3214	65.75	30	29.5	27.5	141	23.5
	88DRA66303RDB	2921	3214	65.75	30	29.5	27.5	141	23.5
	88DRA66363LDB	3028	3329	65.75	36	29.5	24.5	161	26
	88DRA66363RDB	3028	3329	65.75	36	29.5	24.5	161	26
	88DRA72303LDB	3179	3495	71.5	30	29.5	33	149	24.5
	88DRA72303RDB	3179	3495	71.5	30	29.5	33	149	24.5
	88DRA72363LDB*	3192	3512	71.5	36	29.5	30	171	27.5
	88DRA72363RDB	3192	3512	71.5	36	29.5	30	171	27.5
	88DRA78303LDB	3221	3543	77.75	30	29.5	39	158	26
	88DRA78303RDB	3221	3543	77.75	30	29.5	39	158	26
	88DRA78363LDB	3327	3662	77.75	36	29.5	36	182	29.5
	88DRA78363RDB	3327	3662	77.75	36	29.5	36	182	29.5
	88DRA84303LDB	3449	3792	83.5	30	29.5	45	167	27.5
	88DRA84303RDB	3449	3792	83.5	30	29.5	45	167	27.5
88DRA84363LDB	3613	3975	83.5	36	29.5	42	192	31	
88DRA84363RDB	3613	3975	83.5	36	29.5	42	192	31	

**ORDERING NOTES:**

All desk runoffs are available with three floating modesty panel options: wood, acrylic and back-painted glass. For floating modesty panel upcharges, please see page 28. To order, add the floating modesty panel reference number to the end of the runoff model number. Pedestals are available with a soft-closing drawer option, add "S" to the model # and **\$152 list** per pedestal. e.g. 88DR84363L4FS. To replace a standard wood riser with a metal riser for 3/4 height desk runoffs add suffix M to the end of the model # and **\$152 list** to the price. e.g. 88DR84363LLGM

**DIMENSION KEY**

W — width  
 D — depth  
 H — height of worksurface  
 KW— kneehole width

Dimensions are in inches and approximate. Contact Customer Service if dimensions are critical.

**CODE DESCRIPTION**

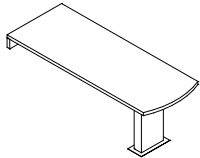
3 - over 3/4 height credenza  
 L - left-handed position  
 R - right-handed position  
 4 - full height pedestal  
 F - box, box, file drawer  
 D - file, file drawer  
 DB - disc base  
 V21 - floating wood modesty panel  
 V29 - floating acrylic modesty panel  
 V24 - floating back-painted glass modesty panel

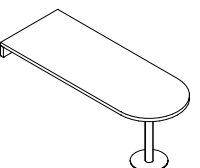
**STANDARD FINISHES**

For a complete list of standard wood finishes please see page 4. Disc bases and metal legs are available in a Brushed Stainless finish.

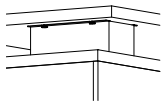
One wiring grommet in standard position is optional at no charge.

# ADESSO DESK RUNOFFS FOR 3/4 HEIGHT CREDENZAS

Description	Model	Oak Cherry Maple	Anigre Walnut	W	D	H	KW	Shipping Weight	Cubic Feet
 Arc Desk Runoffs with Wood/Alu- minum Base	88DRA60303LWB	3462	3811	59.75	30	29.5	36.5	152	39
	88DRA60303RWB	3462	3811	59.75	30	29.5	36.5	152	39
	88DRA66303LWB	3509	3859	65.75	30	29.5	42.5	162	43
	88DRA66303RWB	3509	3859	65.75	30	29.5	42.5	162	43
	88DRA66363LWB	3613	3975	65.75	36	29.5	42.5	188	50.5
	88DRA66363RWB	3613	3975	65.75	36	29.5	42.5	188	50.5
	88DRA72303LWB	3630	3993	71.5	30	29.5	48	171	46.5
	88DRA72303RWB	3630	3993	71.5	30	29.5	48	171	46.5
	88DRA72363LWB*	3661	4024	71.5	36	29.5	48	199	54.5
	88DRA72363RWB	3661	4024	71.5	36	29.5	48	199	54.5
	88DRA78303LWB	3763	4140	77.5	30	29.5	54	181	50
	88DRA78303RWB	3763	4140	77.5	30	29.5	54	181	50
	88DRA78363LWB	3885	4272	77.5	36	29.5	54	210	59
	88DRA78363RWB	3885	4272	77.5	36	29.5	54	210	59
	88DRA84303LWB	4005	4404	83.5	30	29.5	60	191	54
	88DRA84303RWB	4005	4404	83.5	30	29.5	60	191	54
	88DRA84363LWB	4155	4571	83.5	36	29.5	60	222	63.5
88DRA84363RWB	4155	4571	83.5	36	29.5	60	222	63.5	

 Bullet Desk Runoffs with Disc Base	88DRB66303LDB	2921	3214	65.75	30	29.5	27.5	141	23.5
	88DRB66303RDB	2921	3214	65.75	30	29.5	27.5	141	23.5
	88DRB66363LDB	3028	3329	65.75	36	29.5	24.5	161	26
	88DRB66363RDB	3028	3329	65.75	36	29.5	24.5	161	26
	88DRB72303LDB	3179	3495	71.5	30	29.5	33.5	149	24.5
	88DRB72303RDB	3179	3495	71.5	30	29.5	33.5	149	24.5
	88DRB72363LDB*	3192	3512	71.5	36	29.5	30	171	27.5
	88DRB72363RDB	3192	3512	71.5	36	29.5	30	171	27.5
	88DRB78303LDB	3221	3543	77.5	30	29.5	39	158	26
	88DRB78303RDB	3221	3543	77.5	30	29.5	39	158	26
	88DRB78363LDB	3327	3662	77.5	36	29.5	36	182	29.5
	88DRB78363RDB	3327	3662	77.5	36	29.5	36	182	29.5
	88DRB84303LDB	3449	3792	83.5	30	29.5	45	167	27.5
	88DRB84303RDB	3449	3792	83.5	30	29.5	45	167	27.5
	88DRB84363LDB	3613	3975	83.5	36	29.5	42	192	31
	88DRB84363RDB	3613	3975	83.5	36	29.5	42	192	31

**ORDERING NOTES:**



All desk runoffs are available with three floating modesty panel options: wood, acrylic and back-painted glass. For floating modesty panel upcharges, please see page 28. To order, add the floating modesty panel reference number to the end of the runoff model number. To replace a standard wood riser with a metal riser for 3/4 height desk runoffs add suffix M to the end of the model # and **\$152 list** to the price. e.g. 88DR84363LLGM

**ORDERING PROCEDURE**

- To order, please specify the following:
- 1) Krug product model number
  - 2) Wood species and finish
  - 3) Grommet location and style if applicable.

\* Indicates model illustrated by line drawing

**CODE DESCRIPTION**

- 3 - over 3/4 height credenza
- L - left-handed position
- R - right-handed position
- WB - wood/aluminum base
- DB - disc base
- V21- floating wood modesty panel
- V29- floating acrylic modesty panel
- V24- floating back-painted glass modesty panel

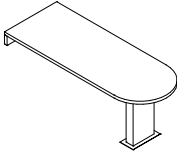
**STANDARD FINISHES**

For a complete list of standard wood finishes please see page 4. Disc bases and metal legs are available in a Brushed Stainless finish.

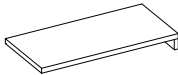
**GROMMETS**

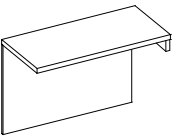
One wiring grommet in standard position is optional at no charge.

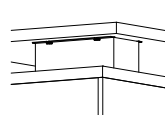
# ADESSO DESK RUNOFFS FOR 3/4 HEIGHT CREDENZAS & LINKING RUNOFF TOPS

Description	Model	Oak Cherry Maple	Anigre Walnut	W	D	H	KW	Shipping Weight	Cubic Feet
 Bullet Desk Runoffs with Wood/Aluminum Base	88DRB60303LWB	3462	3811	59.75	30	29.5	36.5	152	39
	88DRB60303RWB	3462	3811	59.75	30	29.5	36.5	152	39
	88DRB66303LWB	3509	3859	65.75	30	29.5	42.5	162	43
	88DRB66303RWB	3509	3859	65.75	30	29.5	42.5	162	43
	88DRB66363LWB	3613	3975	65.75	36	29.5	42.5	188	50.5
	88DRB66363RWB	3613	3975	65.75	36	29.5	42.5	188	50.5
	88DRB72303LWB	3630	3993	71.5	30	29.5	48	171	46.5
	88DRB72303RWB	3630	3993	71.5	30	29.5	48	171	46.5
	88DRB72363LWB*	3661	4024	71.5	36	29.5	48	199	54.5
	88DRB72363RWB	3661	4024	71.5	36	29.5	48	199	54.5
	88DRB78303LWB	3763	4140	77.5	30	29.5	54	181	50
	88DRB78303RWB	3763	4140	77.5	30	29.5	54	181	50
	88DRB78363LWB	3885	4272	77.5	36	29.5	54	210	59
	88DRB78363RWB	3885	4272	77.5	36	29.5	54	210	59
	88DRB84303LWB	4005	4404	83.5	30	29.5	60	191	54
	88DRB84303RWB	4005	4404	83.5	30	29.5	60	191	54
	88DRB84363LWB	4155	4571	83.5	36	29.5	60	222	63.5
88DRB84363RWB	4155	4571	83.5	36	29.5	60	222	63.5	

**ORDERING NOTES:** All desk runoffs are available with three floating modesty panel options: wood, acrylic and back-painted glass. For floating modesty panel upcharges, please see page 28. To order, add the floating modesty panel reference number to the end of the runoff model number. To replace a standard wood riser with a metal riser for 3/4 height desk runoffs add suffix M to the end of the model # and **\$152 list** to the price. e.g. 88DR84363LLGM

 Linking Runoff Tops	88LU6024H3L	1173	1292	56	24	-	36	4
	88LU6024H3R	1173	1292	56	24	-	36	4
	88LU6624H3L	1251	1376	62	24	-	42	4.5
	88LU6624H3R	1251	1376	62	24	-	42	4.5
	88LU7224H3L	1341	1477	68	24	-	48	5
	88LU7224H3R*	1341	1477	68	24	-	48	5

 Linking Runoff with Fixed modesty Panel For 20" & 24" deep Credenzas	88LU6024H3LX41-20	2470	2716	56	24	29.5	92	6
	88LU6024H3RX41-20	2470	2716	56	24	29.5	92	6
	88LU6624H3LX41-20	2590	2849	62	24	29.5	100	6.5
	88LU6624H3RX41-20	2590	2849	62	24	29.5	100	6.5
	88LU7224H3LX41-20*	2696	2965	68	24	29.5	108	7
	88LU7224H3RX41-20	2696	2965	68	24	29.5	108	7
	88LU6024H3LX41-24	2470	2716	56	24	29.5	92	6
	88LU6024H3RX41-24	2470	2716	56	24	29.5	92	6
	88LU6624H3LX41-24	2590	2849	62	24	29.5	100	6.5
	88LU6624H3RX41-24	2590	2849	62	24	29.5	100	6.5
	88LU7224H3LX41-24*	2696	2965	68	24	29.5	108	7
	88LU7224H3RX41-24	2696	2965	68	24	29.5	108	7



**ORDERING NOTES:** Half gables are required for additional support on all link runoff tops 60" and greater, please see page 95 for model number and list price. To replace the standard wood riser with a metal riser for 3/4 height desk runoffs add suffix "M" to the end of the model # and **\$152 list** to the price. e.g. 88LU7224H3LM.

**DIMENSION KEY**

W — width  
D — depth  
H — height of worksurface  
KW — kneehole width

Dimensions are in inches and approximate. Contact Customer Service if dimensions are critical.

**CODE DESCRIPTION**

3 - over 3/4 height credenza  
L - left-handed position  
R - right-handed position  
WB - wood/aluminum base  
X41 - full height fixed wood modesty  
V21 - floating wood modesty panel  
V29 - floating acrylic modesty panel  
V24 - back-painted glass modesty panel

**STANDARD FINISHES**

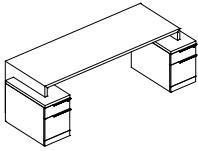
For a complete list of standard wood finishes please see page 4.

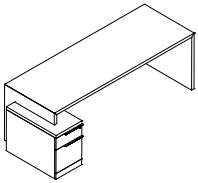
**GROMMETS**

One wiring grommet in standard position is optional at no charge.



# ADESSO DESKS WITH EXTENDED 3/4 PEDESTALS

Description	Model	Oak Cherry Maple	Anigre Walnut	W	D	H	KW	Shipping Weight	Cubic Feet	
	Rectangular Desk with 3/4 Height	88DP60303LFRF	7661	8430	71.75	36	29.5	40.5	334	39
		88DP66303LFRF	7703	8474	77.75	36	29.5	46.5	346	43
	Extended Double Pedestals	88DP66363LFRF	7732	8506	77.75	42	29.5	46.5	365	50.5
		88DP72303LFRF	7770	8548	83.5	36	29.5	52	358	46.5
		88DP72363LFRF*	7816	8595	83.5	42	29.5	52	379	54.5
		88DP78303LFRF	7856	8641	89.5	36	29.5	58	369	50
		88DP78363LFRF	7894	8682	89.5	42	29.5	58	392	59
		88DP84363LFRF	7973	8771	95.5	42	29.5	64	406	63.5

	Rectangular Desk with 3/4 Height	88DP60303LFR0	5510	6061	65.75	36	29.5	48.5	272	39
		88DP60303L0RF	5510	6061	65.75	36	29.5	48.5	272	39
	Extended Single Pedestal	88DP66303LFR0	5552	6107	71.75	36	29.5	54.5	284	43
		88DP66303L0RF	5552	6107	71.75	36	29.5	54.5	284	43
		88DP66363LFR0	5589	6149	71.75	42	29.5	54.5	304	50.5
		88DP66363L0RF	5589	6149	71.75	42	29.5	54.5	304	50.5
		88DP72303LFR0*	5632	6192	77.5	36	29.5	60	296	46.5
		88DP72303L0RF	5632	6192	77.5	36	29.5	60	296	46.5
		88DP72363LFR0	5671	6240	77.5	42	29.5	60	317	54.5
		88DP72363L0RF	5671	6240	77.5	42	29.5	60	317	54.5
		88DP78303LFR0	5730	6304	83.5	36	29.5	66	308	50
		88DP78303L0RF	5730	6304	83.5	36	29.5	66	308	50
		88DP78363LFR0	5758	6334	83.5	42	29.5	66	330	59
		88DP78363L0RF	5758	6334	83.5	42	29.5	66	330	59
		88DP84363LFR0	5813	6394	89.5	42	29.5	72	344	63.5
		88DP84363L0RF	5813	6394	89.5	42	29.5	72	344	63.5

**ORDERING NOTES:**

All desk runoffs are available with three floating modesty panel options: wood, acrylic and back-painted glass. For floating modesty panel upcharges, please see page 28. To order, add the floating modesty panel reference number to the end of the runoff model number. Pedestals are available with a soft-closing drawer option, add "S" to the model # and **\$152 list** per pedestal. e.g. 88DR84363L4FS. To specify an Extended Pedestal in Palette finish, add the suffix "P" to the end of the model number. e.g. 88DRPM72303L3FP. To replace a standard wood riser with a metal riser for 3/4 height desk runoffs add suffix M to the end of the model # and **\$152 list** to the price. e.g. 88DR84363LLGM

**ORDERING PROCEDURE**

- To order, please specify the following:
- 1) Krug product model number
  - 2) Wood species and finish
  - 3) Grommet location and style if applicable.

\* Indicates model illustrated by line drawing

**CODE DESCRIPTION**

- P - Pedestal Mount
- 3 - 3/4 height pedestal
- L - left-handed pedestal position
- R - right-handed pedestal position
- F - 1 box, 1 file drawer
- 0 - no pedestal
- V21 - floating wood modesty panel
- V29 - floating acrylic modesty panel
- V24 - floating back-painted glass modesty panel

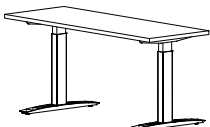
**STANDARD FINISHES**

For a complete list of standard wood finishes please see page 4.

**GROMMETS**

One wiring grommet in standard position is optional at no charge.

# ADESSO HEIGHT ADJUSTABLE WORKSURFACES

Description	Model	Oak			W	D	H	KW	Shipping Weight	Cubic Feet
		Cherry	Maple	Anigre Walnut						
	Electronic Height Adjustable Worksurface	88HA3024ETS	3032	3339	29.75	24	-	17	108.5	11.5
	88HA3624ETS	3142	3457	35.75	24	-	23	109	14	
	88HA4224ETS	3255	3580	41.75	24	-	29	109	16.5	
	88HA4824ETS	3307	3638	47.75	24	-	35	109.5	19	
	88HA5424ETS	3431	3773	53.5	24	-	41	110	21.5	
	88HA6024ETS	3495	3846	59.75	24	-	47	111	24	
	88HA6624ETS	3831	4215	65.75	24	-	53	114	26.5	
	88HA7224ETS	4061	4466	71.75	24	-	59	119.5	29	
	88HA7824ETS	4179	4595	77.75	24	-	65	122.5	31.5	
	88HA8424ETS	4439	4885	83.75	24	-	71	127	34	
	88HA3030ETS	3099	3409	29.75	30	-	17	121.5	36.75	
	88HA3630ETS	3408	3746	35.75	30	-	23	122	14.25	
	88HA4230ETS	3557	3911	41.75	30	-	29	122	17.5	
	88HA4830ETS	3712	4084	47.75	30	-	35	122.5	20.5	
	88HA5430ETS	3849	4236	53.5	30	-	41	123	23.5	
	88HA6030ETS	4116	4529	59.75	30	-	47	124	26.5	
	88HA6630ETS	4265	4692	65.75	30	-	53	131	29.75	
	88HA7230ETS	4397	4838	71.75	30	-	59	132.5	32.75	
	88HA7830ETS*	4663	5128	77.75	30	-	65	142.5	35.75	
	88HA8430ETS	4809	5286	83.75	30	-	71	143.5	38.75	
88HA3036ETS	3175	3491	29.75	36	-	17	121.5	42		
88HA3636ETS	3538	3893	35.75	36	-	23	122	45.5		
88HA4236ETS	3819	4203	41.75	36	-	29	122	17.25		
88HA4836ETS	3977	4372	47.75	36	-	35	122.5	20.75		
88HA5436ETS	4245	4669	53.5	36	-	41	123	24.5		
88HA6036ETS	4380	4818	59.75	36	-	47	124	28.25		
88HA6636ETS	4663	5128	65.75	36	-	53	134	32		
88HA7236ETS	4793	5273	71.75	36	-	59	151.5	35.5		
88HA7836ETS	5109	5617	77.75	36	-	65	158.5	39.25		
88HA8436ETS	5203	5721	83.75	36	-	71	159.5	43		

## ORDERING NOTES:

To order a height adjustable work surface with a top overhang of 16" at one end add O16 to the end of the model number. eg. 88HA6024ETS**O16**. Please note that this option is not available on electronic height adjustable work surfaces that are 42" or less in length. This option is not available on dual stage electronic height adjustable work surfaces.

To order a dual stage height adjustable base add **\$674** to the list price and replace ETS with ETD. eg. 88HA6030**ETD**.

Lifts come standard with an up/down button. Standard colors are Silver Metallic & Black, please contact customer service for other available colors. A 4 position programmable display is available, please see page 48 for price and model number.

Standard base is a T-base. A C base can be specified at the same price. To order a C-base on work surfaces, up to 30" deep only, replace "T" with "C" e.g. 88HA8430**ECS**

Single stage height adjustable range: 26" - 45.5"

Dual stage height adjustable range: 21" - 47"

Power cord is 10 feet long.

## DIMENSION KEY

W — width  
D — depth  
H — height of work surface  
KW — kneehole width

Dimensions are in inches and approximate. Contact Customer Service if dimensions are critical.

## CODE DESCRIPTION

HA - height adjustable  
E - electric  
T - T- base  
C - C- base  
S - single stage  
D - dual stage

## STANDARD FINISHES

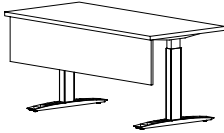
For a complete list of standard wood finishes please see page 4.

## GROMMETS

One wiring grommet in standard position is optional at no charge.

# ADESSO HEIGHT ADJUSTABLE WORKSURFACES

Description	Model	Oak		W	D	H	KW	Shipping Weight	Cubic Feet
		Cherry Maple	Anigre Walnut						
Electronic Height Adjustable Worksurface with Floating Wood Modesty Panel	88HA3024ETSV21	3564	3921	29.75	24	-	17	114.5	11.5
	88HA3624ETSV21	3704	4071	35.75	24	-	23	117	14
	88HA4224ETSV21	3843	4224	41.75	24	-	29	118	16.5
	88HA4824ETSV21	3921	4315	47.75	24	-	35	119.5	19
	88HA5424ETSV21	4077	4484	53.5	24	-	41	122	21.5
	88HA6024ETSV21	4173	4591	59.75	24	-	47	124	24
	88HA6624ETSV21	4540	4995	65.75	24	-	53	128	26.5
	88HA7224ETSV21	4798	5280	71.75	24	-	59	134.5	29
	88HA7824ETSV21	4946	5441	77.75	24	-	65	139.5	31.5
	88HA8424ETSV21	5238	5761	83.75	24	-	71	145	34
	88HA3030ETSV21	3631	3994	29.75	30	-	17	127.5	36.75
	88HA3630ETSV21	3965	4363	35.75	30	-	23	130	14.25
	88HA4230ETSV21	4142	4558	41.75	30	-	29	131	17.5
	88HA4830ETSV21	4327	4759	47.75	30	-	35	132.5	20.5
	88HA5430ETSV21	4496	4945	53.5	30	-	41	135	23.5
	88HA6030ETSV21	4794	5274	59.75	30	-	47	137	26.5
	88HA6630ETSV21	4973	5471	65.75	30	-	53	145	29.75
	88HA7230ETSV21*	5137	5649	71.75	30	-	59	147.5	32.75
	88HA7830ETSV21	5429	5972	77.75	30	-	65	159.5	35.75
	88HA8430ETSV21	5605	6164	83.75	30	-	71	161.5	38.75
	88HA3036ETSV21	3708	4079	29.75	36	-	17	127.5	42
	88HA3636ETSV21	4098	4507	35.75	36	-	23	130	45.5
	88HA4236ETSV21	4405	4845	41.75	36	-	29	131	17.25
	88HA4836ETSV21	4591	5050	47.75	36	-	35	132.5	20.75
	88HA5436ETSV21	4890	5381	53.5	36	-	41	135	24.5
	88HA6036ETSV21	5059	5563	59.75	36	-	47	137	28.25
	88HA6636ETSV21	5368	5906	65.75	36	-	53	148	32
	88HA7236ETSV21	5531	6083	71.75	36	-	59	166.5	35.5
	88HA7836ETSV21	5876	6465	77.75	36	-	65	175.5	39.25
	88HA8436ETSV21	6000	6602	83.75	36	-	71	177.5	43



**ORDERING NOTES:**

To order a height adjustable work surface with a top overhang of 16" at one end add O16 to the end of the model number. eg. 88HA6024ETSO16. Please note that this option is not available on electronic height adjustable work surfaces that are 42" or less in length. This option is not available on dual stage electronic height adjustable work surfaces.

To order a dual stage height adjustable base add \$674 to the list price and replace ETS with ETD. eg. 88HA6030ETD.

Lifts come standard with an up/down button. Standard colors are Silver Metallic & Black, please contact customer service for other available colors. A 4 position programmable display is available, please see page 48 for price and model number.

Standard base is a T-base. A C base can be specified at the same price. To order a C-base on work surfaces, up to 30" deep only, replace "T" with "C" e.g. 88HA8430ECS

Single stage height adjustable range: 26" - 45.5"

Dual stage height adjustable range: 21" - 47"

Power cord is 10 feet long.

Modesty panels are available in low pressure laminate, please replace V21 with V26 for this option. e.g. 88HA6030ETSGV26.

Modesty panels are also available in palette, please replace V21 with V22 for this option. e.g. 88HA6030ETSGV22.

**ORDERING PROCEDURE**

To order, please specify the following:

- 1) Krug product model number
- 2) Wood species and finish
- 3) Grommet location and style if applicable.

\* Indicates model illustrated by line drawing

**CODE DESCRIPTION**

- HA - height adjustable
- E - electric
- T - T- base
- C - C- base
- S - single stage
- D - dual stage
- V21- half height floating wood modesty panel
- V22- half height floating palette modesty panel
- V26- half height floating laminate modesty panel

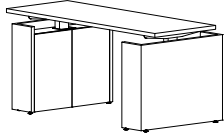
**STANDARD FINISHES**

For a complete list of standard wood finishes please see page 4.

**GROMMETS**

One wiring grommet in standard position is optional at no charge.

# ADESSO HEIGHT ADJUSTABLE WORKSURFACES

Description	Model	Oak		W	D	H	KW	Shipping Weight	Cubic Feet	
		Cherry Maple	Anigre Walnut							
	Electronic Height Adjustable Worksurface with Base Enclosures	88HA4224ETSG	5510	6061	41.75	24	-	24	154	16.5
		88HA4824ETSG	5562	6119	47.75	24	-	30	154.5	19
		88HA5424ETSG	5688	6256	53.5	24	-	36	155	21.5
		88HA6024ETSG	5752	6328	59.75	24	-	42	156	24
		88HA6624ETSG	6088	6697	65.75	24	-	48	159	26.5
		88HA7224ETSG	6317	6948	71.75	24	-	54	164.5	29
		88HA7824ETSG	6435	7079	77.75	24	-	60	167.5	31.5
		88HA8424ETSG	6693	7365	83.75	24	-	66	172	34
		88HA4230ETSG	6080	6688	41.75	30	-	24	177	17.5
		88HA4830ETSG	6237	6861	47.75	30	-	30	177.5	20.5
		88HA5430ETSG	6374	7014	53.5	30	-	36	178	23.5
		88HA6030ETSG	6641	7304	59.75	30	-	42	179	26.5
		88HA6630ETSG	6791	7468	65.75	30	-	48	186	29.75
		88HA7230ETSG	6923	7615	71.75	30	-	54	187.5	32.75
		88HA7830ETSG*	7185	7905	77.75	30	-	60	197.5	35.75
		88HA8430ETSG	7331	8062	83.75	30	-	66	198.5	38.75
		88HA4236ETSG	6604	7264	41.75	36	-	24	187	17.25
		88HA4836ETSG	6760	7437	47.75	36	-	30	187.5	20.75
		88HA5436ETSG	7029	7732	53.5	36	-	36	188	24.5
		88HA6036ETSG	7163	7881	59.75	36	-	42	189	28.25
	88HA6636ETSG	7445	8190	65.75	36	-	48	199	32	
	88HA7236ETSG	7577	8337	71.75	36	-	54	216.5	35.5	
	88HA7836ETSG	7893	8682	77.75	36	-	60	223.5	39.25	
	88HA8436ETSG	7986	8785	83.75	36	-	66	224.5	3	

## ORDERING NOTES:

To order a height adjustable work surface with a top overhang of 16" at one end add O16 to the end of the model number. eg. 88HA6024ETSGO16. Please note that this option is not available on electronic height adjustable work surfaces that are 42" or less in length. This option is not available on dual stage electronic height adjustable work surfaces.

To order a dual stage height adjustable base add \$674 to the list price and replace ETS with ETD. eg. 88HA6030ETD.

Lifts come standard with an up/down button. Standard colors are Silver Metallic & Black, please contact customer service for other available colors. A 4 position programmable display is available, please see page 48 for price and model number.

Single stage height adjustable range: 26" - 45.5"

Dual stage height adjustable range: 21" - 47"

Power cord is 10 feet long.

## DIMENSION KEY

W — width  
D — depth  
H — height of work surface  
KW — kneehole width

Dimensions are in inches and approximate.  
Contact Customer Service if dimensions are critical.

## CODE DESCRIPTION

HA - height adjustable  
E - electric  
T - T- base  
C - C- base  
S - single stage  
D - dual stage

## STANDARD FINISHES

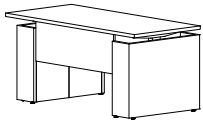
For a complete list of standard wood finishes please see page 4.

## GROMMETS

One wiring grommet in standard position is optional at no charge.

# ADESSO HEIGHT ADJUSTABLE WORKSURFACES

Description	Model	Oak Cherry Maple	Anigre Walnut	W	D	H	KW	Shipping Weight	Cubic Feet
Electronic Height Adjustable Worksurface with Base Enclosures and Floating Wood Modesty Panel	88HA4224ETSGV21	5927	6519	41.75	24	-	24	163	16.5
	88HA4824ETSGV21	6070	6676	47.75	24	-	30	164.5	19
	88HA5424ETSGV21	6213	6835	53.5	24	-	36	167	21.5
	88HA6024ETSGV21	6300	6933	59.75	24	-	42	169	24
	88HA6624ETSGV21	6499	7150	65.75	24	-	48	173	26.5
	88HA7224ETSGV21	6641	7304	71.75	24	-	54	179.5	29
	88HA7824ETSGV21	7082	7791	77.75	24	-	60	184.5	31.5
	88HA8424ETSGV21	7416	8158	83.75	24	-	66	190	34
	88HA4230ETSGV21	6717	7392	41.75	30	-	24	186	17.5
	88HA4830ETSGV21	6907	7596	47.75	30	-	30	187.5	20.5
	88HA5430ETSGV21	7078	7786	53.5	30	-	36	190	23.5
	88HA6030ETSGV21	7379	8118	59.75	30	-	42	192	26.5
	88HA6630ETSGV21	7603	8364	65.75	30	-	48	200	29.75
	88HA7230ETSGV21	7810	8592	71.75	30	-	54	202.5	32.75
	88HA7830ETSGV21*	8180	8998	77.75	30	-	60	214.5	35.75
	88HA8430ETSGV21	8431	9273	83.75	30	-	66	216.5	38.75
	88HA4236ETSGV21	7241	7966	41.75	36	-	24	196	17.25
	88HA4836ETSGV21	7430	8172	47.75	36	-	30	197.5	20.75
	88HA5436ETSGV21	7732	8505	53.5	36	-	36	200	24.5
	88HA6036ETSGV21	7903	8694	59.75	36	-	42	202	28.25
	88HA6636ETSGV21	8258	9084	65.75	36	-	48	213	32
	88HA7236ETSGV21	8467	9312	71.75	36	-	54	231.5	35.5
	88HA7836ETSGV21	8887	9774	77.75	36	-	60	240.5	39.25
	88HA8436ETSGV21	9086	9993	83.75	36	-	66	242.5	43



**ORDERING NOTES:**

To order a height adjustable work surface with a top overhang of 16" at one end insert O16 into the model number after ETS. eg. 88HA6024ETSO16GV21. Please note that this option is not available on height adjustable work surfaces that have base enclosures and are 48" or less in length. This option is not available on dual stage electronic height adjustable .worksurfaces.

To order a dual stage height adjustable base add **\$674** to the list price and replace ETS with ETD. eg.88HA6030**ETD**GV21.

Lifts come standard with an up/down button. Standard colors are Silver Metallic & Black, please contact customer service for other available colors. A 4 position programmable display is available, please see page 48 for price and model number.

Single stage height adjustable range: 26" - 45.5"

Dual stage height adjustable range: 21" - 47"

Power cord is 10 feet long.

Modesty panels are available in low pressure laminate, please replace V21 with V26 for this option. e.g. 88HA6030**ETSGV26**.

Modesty panels are also available in palette, please replace V21 with V22 for this option. e.g. 88HA6030**ETSGV22**.

**ORDERING PROCEDURE**

To order, please specify the following:

- 1) Krug product model number
- 2) Wood species and finish
- 3) Grommet location and style if applicable.

\* Indicates model illustrated by line drawing

**CODE DESCRIPTION**

- HA - height adjustable
- E - electric
- T - T- base
- C - C- base
- S - single stage
- D - dual stage
- RH - top with cross grain
- V21- half height floating wood modesty panel
- V22- half height floating palette modesty panel
- V26- half height floating laminate modesty panel

**STANDARD FINISHES**

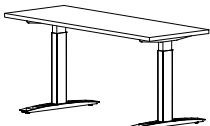
For a complete list of standard wood finishes please see page 4.

**GROMMETS**

One wiring grommet in standard position is optional at no charge.



# ADESSO HEIGHT ADJUSTABLE RETURN WORKSURFACES

Description	Model	Oak Cherry Maple	Anigre Walnut	W	D	H	KW	Shipping Weight	Cubic Feet	
	Electronic Height	88HA4824RHETS	3307	3638	47.75	24	-	35	109.5	19
	Adjustable Return	88HA5424RHETS	3431	3773	53.5	24	-	41	110	21.5
	Worksurface	88HA6024RHETS	3495	3846	59.75	24	-	47	111	24
		88HA6624RHETS	3831	4215	65.75	24	-	53	114	26.5
		88HA7224RHETS	4061	4466	71.75	24	-	59	119.5	29
		88HA7824RHETS	4179	4595	77.75	24	-	65	122.5	31.5
		88HA8424RHETS	4439	4885	83.75	24	-	71	127	34
		88HA4830RHETS	3712	4084	47.75	30	-	35	122.5	20.5
		88HA5430RHETS	3849	4236	53.5	30	-	41	123	23.5
		88HA6030RHETS	4116	4529	59.75	30	-	47	124	26.5
		88HA6630RHETS	4265	4692	65.75	30	-	53	131	29.75
		88HA7230RHETS	4397	4838	71.75	30	-	59	132.5	32.75
		88HA7830RHETS*	4663	5128	77.75	30	-	65	142.5	35.75
		88HA8430RHETS	4809	5286	83.75	30	-	71	143.5	38.75
		88HA4836RHETS	3977	4372	47.75	36	-	35	122.5	20.75
		88HA5436RHETS	4245	4669	53.5	36	-	41	123	24.5
		88HA6036RHETS	4380	4818	59.75	36	-	47	124	28.25
		88HA6636RHETS	4663	5128	65.75	36	-	53	134	32
		88HA7236RHETS	4793	5273	71.75	36	-	59	151.5	35.5
		88HA7836RHETS	5109	5617	77.75	36	-	65	158.5	39.25
	88HA8436RHETS	5203	5721	83.75	36	-	71	159.5	43	

## ORDERING NOTES:

To order a height adjustable work surface with a top overhang of 16" at one end add O16 to the end of the model number. eg. 88HA6024ETS**O16**. Please note that this option is not available on electronic height adjustable work surfaces that are 42" or less in length. This option is not available on dual stage electronic height adjustable work surfaces.

To order a dual stage height adjustable base add **\$674** to the list price and replace ETS with ETD. eg. 88HA6030**ETD**.

Lifts come standard with an up/down button. Standard colors are Silver Metallic & Black, please contact customer service for other available colors. A 4 position programmable display is available, please see page 48 for price and model number.

Standard base is a T-base. A C base can be specified at the same price. To order a C-base on work surfaces, up to 30" deep only, replace "T" with "C" e.g. 88HA8430**ECS**

Single stage height adjustable range: 26" - 45.5"

Dual stage height adjustable range: 21" - 47"

Power cord is 10 feet long.

## DIMENSION KEY

W — width  
D — depth  
H — height of work surface  
KW — kneehole width

Dimensions are in inches and approximate.  
Contact Customer Service if dimensions are critical.

## CODE DESCRIPTION

HA - height adjustable  
RH - Return (cross grain)  
E - electric  
T - T- base  
C - C- base  
S - single stage  
D - dual stage

## STANDARD FINISHES

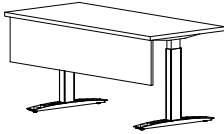
For a complete list of standard wood finishes please see page 4.

## GROMMETS

One wiring grommet in standard position is optional at no charge.

# ADESSO HEIGHT ADJUSTABLE RETURN WORKSURFACES

Description	Model	Oak Cherry Maple	Anigre Walnut	W	D	H	KW	Shipping Weight	Cubic Feet
Electronic Height Adjustable Return Worksurface	88HA4824RHETSV21	3921	4315	47.75	24	-	35	119.5	19
with Floating Wood Modesty Panel	88HA6024RHETSV21	4173	4591	59.75	24	-	47	124	24
	88HA6624RHETSV21	4540	4995	65.75	24	-	53	128	26.5
	88HA7224RHETSV21	4798	5280	71.75	24	-	59	134.5	29
	88HA7824RHETSV21	4946	5441	77.75	24	-	65	139.5	31.5
	88HA8424RHETSV21	5238	5761	83.75	24	-	71	145	34
	88HA4830RHETSV21	4327	4759	47.75	30	-	35	132.5	20.5
	88HA5430RHETSV21	4496	4945	53.5	30	-	41	135	23.5
	88HA6030RHETSV21	4794	5274	59.75	30	-	47	137	26.5
	88HA6630RHETSV21	4973	5471	65.75	30	-	53	145	29.75
	88HA7230RHETSV21*	5137	5649	71.75	30	-	59	147.5	32.75
	88HA7830RHETSV21	5429	5972	77.75	30	-	65	159.5	35.75
	88HA8430RHETSV21	5605	6164	83.75	30	-	71	161.5	38.75
	88HA4836RHETSV21	4591	5050	47.75	36	-	35	132.5	20.75
	88HA5436RHETSV21	4890	5381	53.5	36	-	41	135	24.5
	88HA6036RHETSV21	5059	5563	59.75	36	-	47	137	28.25
	88HA6636RHETSV21	5368	5906	65.75	36	-	53	148	32
	88HA7236RHETSV21	5531	6083	71.75	36	-	59	166.5	35.5
	88HA7836RHETSV21	5876	6465	77.75	36	-	65	175.5	39.25
	88HA8436RHETSV21	6000	6602	83.75	36	-	71	177.5	43



**ORDERING NOTES:**

To order a height adjustable work surface with a top overhang of 16" at one end add O16 to the end of the model number. eg. 88HA6024ETSO16. Please note that this option is not available on electronic height adjustable work surfaces that are 42" or less in length. This option is not available on dual stage electronic height adjustable work surfaces.

To order a dual stage height adjustable base add **\$674** to the list price and replace ETS with ETD. eg. 88HA6030ETD.

Lifts come standard with an up/down button. Standard colors are Silver Metallic & Black, please contact customer service for other available colors. A 4 position programmable display is available, please see page 48 for price and model number.

Standard base is a T-base. A C base can be specified at the same price. To order a C-base on work surfaces, up to 30" deep only, replace "T" with "C" e.g. 88HA8430ECS.

Single stage height adjustable range: 26" - 45.5"

Dual stage height adjustable range: 21" - 47"

Power cord is 10 feet long.

Modesty panels are available in low pressure laminate, please replace V21 with V26 for this option. e.g. 88HA6030ETSGV26.

Modesty panels are also available in palette, please replace V21 with V22 for this option. e.g. 88HA6030ETSGV22.

**ORDERING PROCEDURE**

To order, please specify the following:

- 1) Krug product model number
- 2) Wood species and finish
- 3) Grommet location and style if applicable.

\* Indicates model illustrated by line drawing

**CODE DESCRIPTION**

- HA - height adjustable
- RH - top with cross grain
- E - electric
- T - T- base
- C - C- base
- S - single stage
- D - dual stage
- V21- half height floating wood modesty panel
- V22- half height floating palette modesty panel
- V26- half height floating laminate modesty panel

**STANDARD FINISHES**

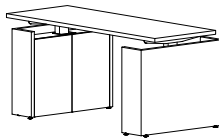
For a complete list of standard wood finishes please see page 4.

**GROMMETS**

One wiring grommet in standard position is optional at no charge.

# ADESSO HEIGHT ADJUSTABLE RETURN WORKSURFACES

Description	Model	Oak Cherry Maple	Anigre Walnut	W	D	H	KW	Shipping Weight	Cubic Feet
Electronic Height	88HA4824RHETSG	5562	6119	47.75	24	-	30	154.5	19
Adjustable Return	88HA5424RHETSG	5688	6256	53.5	24	-	36	155	21.5
Worksurface	88HA6024RHETSG	5752	6328	59.75	24	-	42	156	24
with Base	88HA6624RHETSG	6088	6697	65.75	24	-	48	159	26.5
Enclosures	88HA7224RHETSG	6317	6948	71.75	24	-	54	164.5	29
	88HA7824RHETSG	6435	7079	77.75	24	-	60	167.5	31.5
	88HA8424RHETSG	6693	7365	83.75	24	-	66	172	34
	88HA4830RHETSG	6237	6861	47.75	30	-	30	177.5	20.5
	88HA5430RHETSG	6374	7014	53.5	30	-	36	178	23.5
	88HA6030RHETSG	6641	7304	59.75	30	-	42	179	26.5
	88HA6630RHETSG	6791	7468	65.75	30	-	48	186	29.75
	88HA7230RHETSG	6923	7615	71.75	30	-	54	187.5	32.75
	88HA7830RHETSG*	7185	7905	77.75	30	-	60	197.5	35.75
	88HA8430RHETSG	7331	8062	83.75	30	-	66	198.5	38.75
	88HA4836RHETSG	6760	7437	47.75	36	-	30	187.5	20.75
	88HA5436RHETSG	7029	7732	53.5	36	-	36	188	24.5
	88HA6036RHETSG	7163	7881	59.75	36	-	42	189	28.25
	88HA6636RHETSG	7445	8190	65.75	36	-	48	199	32
	88HA7236RHETSG	7577	8337	71.75	36	-	54	216.5	35.5
	88HA7836RHETSG	7893	8682	77.75	36	-	60	223.5	39.25
	88HA8436RHETSG	7986	8785	83.75	36	-	66	224.5	3



## ORDERING NOTES:

To order a height adjustable worksurface with a top overhang of 16" at one end add O16 to the end of the model number. eg. 88HA6024ETS**O16**. Please note that this option is not available on electronic height adjustable worksurfaces that are 42" or less in length. This option is not available on dual stage electronic height adjustable worksurfaces.

To order a dual stage height adjustable base add **\$674** to the list price and replace ETS with ETD. eg. v88HA8436RHET**DG**.

Lifts come standard with an up/down button. Standard colors are Silver Metallic & Black, please contact customer service for other available colors. A 4 position programmable display is available, please see page 48 for price and model number.

Single stage height adjustable range: 26" - 45.5"

Dual stage height adjustable range: 21" - 47"

Power cord is 10 feet long.

## DIMENSION KEY

W — width  
D — depth  
H — height of worksurface  
KW— kneehole width

Dimensions are in inches and approximate.  
Contact Customer Service if dimensions are critical.

## CODE DESCRIPTION

HA - height adjustable  
RH - top with cross grain  
E - electric  
T - T- base  
C - C- base  
S - single stage  
D - dual stage

## STANDARD FINISHES

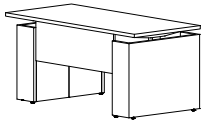
For a complete list of standard wood finishes please see page 4.

## GROMMETS

One wiring grommet in standard position is optional at no charge.

# ADESSO HEIGHT ADJUSTABLE RETURN WORKSURFACES

Description	Model	Oak		W	D	H	KW	Shipping Weight	Cubic Feet
		Cherry	Maple						
Electronic Height Adjustable Return	88HA4824RHETSGV21	6070	6676	47.75	24	-	30	164.5	19
Worksurface with Base Enclosures and Floating Wood Modesty Panel	88HA5424RHETSGV21	6213	6835	53.5	24	-	36	167	21.5
	88HA6024RHETSGV21	6300	6933	59.75	24	-	42	169	24
	88HA6624RHETSGV21	6499	7150	65.75	24	-	48	173	26.5
	88HA7224RHETSGV21	6641	7304	71.75	24	-	54	179.5	29
	88HA7824RHETSGV21	7082	7791	77.75	24	-	60	184.5	31.5
	88HA8424RHETSGV21	7416	8158	83.75	24	-	66	190	34
	88HA4830RHETSGV21	6907	7596	47.75	30	-	30	187.5	20.5
	88HA5430RHETSGV21	7078	7786	53.5	30	-	36	190	23.5
	88HA6030RHETSGV21	7379	8118	59.75	30	-	42	192	26.5
	88HA6630RHETSGV21	7603	8364	65.75	30	-	48	200	29.75
	88HA7230RHETSGV21	7810	8592	71.75	30	-	54	202.5	32.75
	88HA7830RHETSGV21*	8180	8998	77.75	30	-	60	214.5	35.75
	88HA8430RHETSGV21	8431	9273	83.75	30	-	66	216.5	38.75
	88HA4836RHETSGV21	7430	8172	47.75	36	-	30	197.5	20.75
	88HA5436RHETSGV21	7732	8505	53.5	36	-	36	200	24.5
	88HA6036RHETSGV21	7903	8694	59.75	36	-	42	202	28.25
	88HA6636RHETSGV21	8258	9084	65.75	36	-	48	213	32
	88HA7236RHETSGV21	8467	9312	71.75	36	-	54	231.5	35.5
	88HA7836RHETSGV21	8887	9774	77.75	36	-	60	240.5	39.25
	88HA8436RHETSGV21	9086	9993	83.75	36	-	66	242.5	43



**ORDERING NOTES:**

To order a height adjustable worksurface with a top overhang of 16" at one end insert O16 into the model number after ETS. eg. 88HA6024ETS**O16**GV21. Please note that this option is not available on height adjustable work surfaces that have base enclosures and are 48" or less in length. This option is not available on dual stage electronic height adjustable worksurfaces.

To order a dual stage height adjustable base add **\$674** to the list price and replace ETS with ETD. eg. 88HA6030**ETD**GV21. Lifts come standard with an up/down button. Standard colors are Silver Metallic & Black, please contact customer service for other available colors. A 4 position programmable display is available, please see page 48 for price and model number.

Single stage height adjustable range: 26" - 45.5"  
 Dual stage height adjustable range: 21" - 47"  
 Power cord is 10 feet long.

Modesty panels are available in low pressure laminate, please replace V21 with V26 for this option. e.g. 88HA6030ETSG**V26**. Modesty panels are also available in palette, please replace V21 with V22 for this option. e.g. 88HA6030ETSG**V22**.

**ORDERING PROCEDURE**

- To order, please specify the following:
- 1) Krug product model number
  - 2) Wood species and finish
  - 3) Grommet location and style if applicable.

\* Indicates model illustrated by line drawing

**CODE DESCRIPTION**

- HA - height adjustable
- RH - top with cross grain
- E - electric
- T - T- base
- C - C- base
- S - single stage
- D - dual stage
- V21- half height floating wood modesty panel
- V22- half height floating palette modesty panel
- V26- half height floating laminate modesty panel

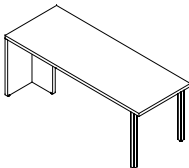
**STANDARD FINISHES**

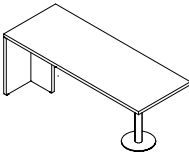
For a complete list of standard wood finishes please see page 4.

**GROMMETS**

One wiring grommet in standard position is optional at no charge.

# ADESSO OPEN DESKS

Description	Model	Oak Cherry Maple	Anigre Walnut	W	D	H	KW	Shipping Weight	Cubic Feet
 Rectangular Desk with Aluminum Leg	88DQ60304LLG	3841	4223	59.75	30	29.5	53	152	39
	88DQ60304RLG	3841	4223	59.75	30	29.5	53	152	39
	88DQ66304LLG	3870	4258	65.75	30	29.5	59	161	43
	88DQ66304RLG	3870	4258	65.75	30	29.5	59	161	43
	88DQ66364LLG	3915	4308	65.75	36	29.5	59	186	50.5
	88DQ66364RLG	3915	4308	65.75	36	29.5	59	186	50.5
	88DQ72304LLG	4005	4404	71.5	30	29.5	65	170	46.5
	88DQ72304RLG	4005	4404	71.5	30	29.5	65	170	46.5
	88DQ72364LLG	4036	4437	71.5	36	29.5	65	196	54.5
	88DQ72364RLG*	4036	4437	71.5	36	29.5	65	196	54.5
	88DQ78304LLG	4111	4524	77.5	30	29.5	71	178	50
	88DQ78304RLG	4111	4524	77.5	30	29.5	71	178	50
	88DQ78364LLG	4203	4620	77.5	36	29.5	71	207	59
	88DQ78364RLG	4203	4620	77.5	36	29.5	71	207	59
	88DQ84304LLG	4291	4720	83.5	30	29.5	77	187	54
	88DQ84304RLG	4291	4720	83.5	30	29.5	77	187	54
	88DQ84364LLG	4426	4868	83.5	36	29.5	77	217	63.5
88DQ84364RLG	4426	4868	83.5	36	29.5	77	217	63.5	

 Rectangular Desk with Disc Base	88DQ60304LDB	3991	4391	59.75	30	29.5	42	164	39
	88DQ60304RDB	3991	4391	59.75	30	29.5	42	164	39
	88DQ66304LDB	4021	4422	65.75	30	29.5	48	173	43
	88DQ66304RDB	4021	4422	65.75	30	29.5	48	173	43
	88DQ66364LDB	4065	4471	65.75	36	29.5	45	198	50.5
	88DQ66364RDB	4065	4471	65.75	36	29.5	45	198	50.5
	88DQ72304LDB	4155	4571	71.5	30	29.5	54	181	46.5
	88DQ72304RDB	4155	4571	71.5	30	29.5	54	181	46.5
	88DQ72364LDB	4185	4604	71.5	36	29.5	50.5	208	54.5
	88DQ72364RDB*	4185	4604	71.5	36	29.5	50.5	208	54.5
	88DQ78304LDB	4261	4686	77.5	30	29.5	60	190	50
	88DQ78304RDB	4261	4686	77.5	30	29.5	60	190	50
	88DQ78364LDB	4352	4786	77.5	36	29.5	57	218	59
	88DQ78364RDB	4352	4786	77.5	36	29.5	57	218	59
	88DQ84304LDB	4442	4887	83.5	30	29.5	66	199	54
	88DQ84304RDB	4442	4887	83.5	30	29.5	66	199	54
	88DQ84364LDB	4576	5034	83.5	36	29.5	62.5	229	63.5
88DQ84364RDB	4576	5034	83.5	36	29.5	62.5	229	63.5	

**ORDERING NOTES:**

All desk runoffs are available with three floating modesty panel options: wood, acrylic and back-painted glass.

For floating modesty panel upcharges, please see page 28. To order, add the floating modesty panel reference number to the end of the runoff model number.

**DIMENSION KEY**

W — width  
D — depth  
H — height of worksurface  
KW— kneehole width

Dimensions are in inches and approximate.  
Contact Customer Service if dimensions are critical.

**CODE DESCRIPTION**

4 - desk height  
L - left-handed position  
R - right-handed position  
LG - aluminum legs  
DB - disc base  
V21- floating wood modesty panel  
V29- floating acrylic modesty panel  
V24- back-painted glass modesty panel

**STANDARD FINISHES**

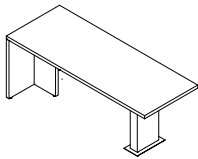
For a complete list of standard wood finishes, please see page 4.

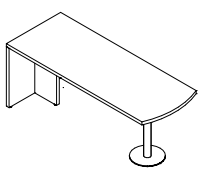
Disc bases and metal legs are available in an Brushed Stainless finish.

**GROMMETS**

One grommet in a standard position is optional at no charge.

# ADESSO OPEN DESKS

Description	Model	Oak		W	D	H	KW	Shipping Weight	Cubic Feet
		Cherry Maple	Anigre Walnut						
 Rectangular Desk with Wood/Aluminum Base	88DQ60304LWB	4442	4887	59.75	30	29.5	41.5	167	39
	88DQ60304RWB	4442	4887	59.75	30	29.5	41.5	167	39
	88DQ66304LWB	4471	4920	65.75	30	29.5	47.5	176	43
	88DQ66304RWB	4471	4920	65.75	30	29.5	47.5	176	43
	88DQ66364LWB	4515	4968	65.75	36	29.5	44.5	201	50.5
	88DQ66364RWB	4515	4968	65.75	36	29.5	44.5	201	50.5
	88DQ72304LWB	4608	5066	71.5	30	29.5	53.5	185	46.5
	88DQ72304RWB	4608	5066	71.5	30	29.5	53.5	185	46.5
	88DQ72364LWB	4637	5099	71.5	36	29.5	50.5	211	54.5
	88DQ72364RWB*	4637	5099	71.5	36	29.5	50.5	211	54.5
	88DQ78304LWB	4728	5201	77.5	30	29.5	59.5	193	50
	88DQ78304RWB	4728	5201	77.5	30	29.5	59.5	193	50
	88DQ78364LWB	4802	5284	77.5	36	29.5	56.5	222	59
	88DQ78364RWB	4802	5284	77.5	36	29.5	56.5	222	59
	88DQ84304LWB	4893	5384	83.5	30	29.5	65	202	54
	88DQ84304RWB	4893	5384	83.5	30	29.5	65	202	54
	88DQ84364LWB	5030	5531	83.5	36	29.5	62	232	63.5
88DQ84364RWB	5030	5531	83.5	36	29.5	62	232	63.5	

 Arc Desk with Disc Base	88DA60304LDB	4036	4437	59.75	30	29.5	41.5	164	39
	88DA60304RDB	4036	4437	59.75	30	29.5	41.5	164	39
	88DA66304LDB	4065	4471	65.75	30	29.5	47.5	173	43
	88DA66304RDB	4065	4471	65.75	30	29.5	47.5	173	43
	88DA66364LDB	4111	4524	65.75	36	29.5	44.5	198	50.5
	88DA66364RDB	4111	4524	65.75	36	29.5	44.5	198	50.5
	88DA72304LDB	4203	4620	71.5	30	29.5	53.5	181	46.5
	88DA72304RDB	4203	4620	71.5	30	29.5	53.5	181	46.5
	88DA72364LDB	4233	4654	71.5	36	29.5	50.5	208	54.5
	88DA72364RDB*	4233	4654	71.5	36	29.5	50.5	208	54.5
	88DA78304LDB	4336	4769	77.5	30	29.5	59.5	190	50
	88DA78304RDB	4336	4769	77.5	30	29.5	59.5	190	50
	88DA78364LDB	4396	4837	77.5	36	29.5	56.5	218	59
	88DA78364RDB	4396	4837	77.5	36	29.5	56.5	218	59
	88DA84304LDB	4471	4920	83.5	30	29.5	65.5	199	54
	88DA84304RDB	4471	4920	83.5	30	29.5	65.5	199	54
	88DA84364LDB	4622	5084	83.5	36	29.5	62.5	229	63.5
88DA84364RDB	4622	5084	83.5	36	29.5	62.5	229	63.5	

**ORDERING NOTES:**

All desk runoffs are available with three floating modesty panel options: wood, acrylic and back-painted glass. For floating modesty panel upcharges, please see page 28. To order, add the floating modesty panel reference number to the end of the runoff model number.

**ORDERING PROCEDURE**

- To order, please specify the following:
- 1) Krug product model number
  - 2) Wood species and finish
  - 3) Grommet location and style if applicable.

\* Indicates model illustrated by line drawing

**CODE DESCRIPTION**

- 4 - desk height
- L - left-handed position
- R - right-handed position
- WB - wood/aluminum base
- DB - disc base
- V21- floating wood modesty panel
- V29- floating acrylic modesty panel
- V24- back-painted glass modesty panel

**STANDARD FINISHES**

For a complete list of standard wood finishes, please see page 4.

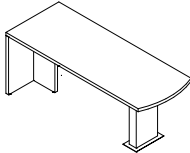
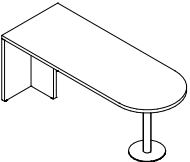
Disc bases and metal legs are available in an Brushed Stainless finish.

**GROMMETS**

One grommet in a standard position is optional at no charge.



# ADESSO OPEN DESKS

Description	Model	Oak Cherry Maple	Anigre Walnut	W	D	H	KW	Shipping Weight	Cubic Feet	
	Arc Desk with Wood/Aluminum Base	88DA60304LWB	4486	4933	59.75	30	29.5	41.5	167	39
	88DA60304RWB	4486	4933	59.75	30	29.5	41.5	167	39	
	88DA66304LWB	4515	4968	65.75	30	29.5	47.5	176	43	
	88DA66304RWB	4515	4968	65.75	30	29.5	47.5	176	43	
	88DA66364LWB	4562	5017	65.75	36	29.5	44.5	201	50.5	
	88DA66364RWB	4562	5017	65.75	36	29.5	44.5	201	50.5	
	88DA72304LWB	4653	5116	71.5	30	29.5	53.5	185	46.5	
	88DA72304RWB	4653	5116	71.5	30	29.5	53.5	185	46.5	
	88DA72364LWB	4683	5152	71.5	36	29.5	50.5	211	54.5	
	88DA72364RWB*	4683	5152	71.5	36	29.5	50.5	211	54.5	
	88DA78304LWB	4788	5264	77.5	30	29.5	59.5	193	50	
	88DA78304RWB	4788	5264	77.5	30	29.5	59.5	193	50	
	88DA78364LWB	4846	5332	77.5	36	29.5	56.5	222	59	
	88DA78364RWB	4846	5332	77.5	36	29.5	56.5	222	59	
	88DA84304LWB	4939	5430	83.5	30	29.5	65	202	54	
	88DA84304RWB	4939	5430	83.5	30	29.5	65	202	54	
	88DA84364LWB	5075	5582	83.5	36	29.5	62	232	63.5	
88DA84364RWB	5075	5582	83.5	36	29.5	62	232	63.5		
	Bullet Desk with Disc Base	88DB60304LDB	4095	4505	59.75	30	29.5	41.5	152	39
	88DB60304RDB	4095	4505	59.75	30	29.5	41.5	152	39	
	88DB66304LDB	4127	4537	65.75	30	29.5	47.5	161	43	
	88DB66304RDB	4127	4537	65.75	30	29.5	47.5	161	43	
	88DB66364LDB	4171	4588	65.75	36	29.5	44.5	186	50.5	
	88DB66364RDB	4171	4588	65.75	36	29.5	44.5	186	50.5	
	88DB72304LDB	4261	4686	71.5	30	29.5	53.5	170	46.5	
	88DB72304RDB	4261	4686	71.5	30	29.5	53.5	170	46.5	
	88DB72364LDB	4291	4720	71.5	36	29.5	50.5	196	54.5	
	88DB72364RDB*	4291	4720	71.5	36	29.5	50.5	196	54.5	
	88DB78304LDB	4381	4819	77.5	30	29.5	59.5	178	50	
	88DB78304RDB	4381	4819	77.5	30	29.5	59.5	178	50	
	88DB78364LDB	4457	4902	77.5	36	29.5	56.5	207	59	
	88DB78364RDB	4457	4902	77.5	36	29.5	56.5	207	59	
	88DB84304LDB	4532	4986	83.5	30	29.5	65.5	187	54	
	88DB84304RDB	4532	4986	83.5	30	29.5	65.5	187	54	
	88DB84364LDB	4683	5152	83.5	36	29.5	62.5	217	63.5	
88DB84364RDB	4683	5152	83.5	36	29.5	62.5	217	63.5		

**ORDERING NOTES:**

All desk runoffs are available with three floating modesty panel options: wood, acrylic and back-painted glass.

For floating modesty panel upcharges, please see page 28. To order, add the floating modesty panel reference number to the end of the runoff model number.

**DIMENSION KEY**

W — width  
 D — depth  
 H — height of worksurface  
 KW — kneehole width

Dimensions are in inches and approximate. Contact Customer Service if dimensions are critical.

**CODE DESCRIPTION**

4 - desk height  
 L - left-handed position  
 R - right-handed position  
 WB - wood/aluminum base  
 DB - disc base  
 V21- floating wood modesty panel  
 V29- floating acrylic modesty panel  
 V24- back-painted glass modesty panel

**STANDARD FINISHES**

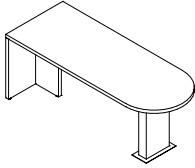
For a complete list of standard wood finishes, please see page 4.


Disc bases and metal legs are available in an Brushed Stainless finish.

**GROMMETS**

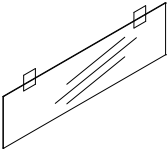
One grommet in a standard position is optional at no charge.

# ADESSO OPEN DESKS

Description	Model	Oak Cherry Maple	Anigre Walnut	W	D	H	KW	Shipping Weight	Cubic Feet
 Bullet Desk with Wood/ Aluminum Base	88DB60304LWB	4546	5002	59.75	30	29.5	41.5	167	39
	88DB60304RWB	4546	5002	59.75	30	29.5	41.5	167	39
	88DB66304LWB	4576	5034	65.75	30	29.5	47.5	196	43
	88DB66304RWB	4576	5034	65.75	30	29.5	47.5	196	43
	88DB66364LWB	4622	5084	65.75	36	29.5	44.5	201	50.5
	88DB66364RWB	4622	5084	65.75	36	29.5	44.5	201	50.5
	88DB72304LWB	4712	5185	71.5	30	29.5	53.5	185	46.5
	88DB72304RWB	4712	5185	71.5	30	29.5	53.5	185	46.5
	88DB72364LWB	4788	5264	71.5	36	29.5	50.5	211	54.5
	88DB72364RWB*	4788	5264	71.5	36	29.5	50.5	211	54.5
	88DB78304LWB	4863	5349	77.5	30	29.5	59.5	193	50
	88DB78304RWB	4863	5349	77.5	30	29.5	59.5	193	50
	88DB78364LWB	4923	5416	77.5	36	29.5	56.25	222	59
	88DB78364RWB	4923	5416	77.5	36	29.5	56.25	222	59
	88DB84304LWB	4998	5498	83.5	30	29.5	65	202	54
	88DB84304RWB	4998	5498	83.5	30	29.5	65	202	54
	88DB84364LWB	5135	5647	83.5	36	29.5	62	232	63.5
88DB84364RWB	5135	5647	83.5	36	29.5	62	232	63.5	

 1/2 Height Floating Wood modesty Panels	V21-60	678	746	-	0.75	12		11	-
	V21-66*	708	780	-	0.75	12		12	-
	V21-72	739	811	-	0.75	12		14	-
	V21-78	768	846	-	0.75	12		15	-
	V21-84	799	879	-	0.75	12		16	-

 1/2 Height Floating Back-Painted Glass modesty Panels	V24-60	1068		-	0.75	12		15	-
	V24-66*	1116		-	0.75	12		16	-
	V24-72	1162		-	0.75	12		18	-
	V24-78	1205		-	0.75	12		19	-
	V24-84	1266		-	0.75	12		20	-

 1/2 Height Floating Acrylic modesty Panels	V29-60	633		-	0.75	12		9	-
	V29-66*	664		-	0.75	12		10	-
	V29-72	694		-	0.75	12		12	-
	V29-78	723		-	0.75	12		13	-
	V29-84	768"		-	0.75	12		14	-

### ORDERING PROCEDURE

To order, please specify the following:

- 1) Krug product model number
- 2) Wood species and finish
- 3) Grommet location and style if applicable.

\* Indicates model illustrated by line drawing

### CODE DESCRIPTION

- 4 - desk height
- L - left-handed position
- R - right-handed position
- WB- wood/aluminum base

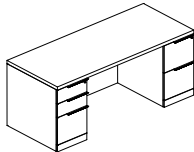
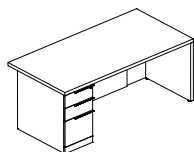
### STANDARD FINISHES

For a complete list of standard wood finishes, please see page 4. Disc bases and metal legs are available in a Brushed Stainless finish.

### GROMMETS

One grommet in a standard position is optional at no charge.

# ADESSO DESKS

Description	Model	Oak		W	D	H	KW	Shipping Weight	Cubic Feet
		Cherry Maple	Anigre Walnut						
	88D60304LDRF	6760	7436	59.75	30	29.5	28.5	334	39
	88D60304LFRD	6760	7436	59.75	30	29.5	28.5	334	39
	88D60304LFRF	6760	7436	59.75	30	29.5	28.5	334	39
	88D66304LDRF	6798	7481	65.75	30	29.5	34.5	346	43
	88D66304LFRD	6798	7481	65.75	30	29.5	34.5	346	43
	88D66304LFRF	6798	7481	65.75	30	29.5	34.5	346	43
	88D66364LDRF	6829	7512	65.75	36	29.5	34.5	365	50.5
	88D66364LFRD	6829	7512	65.75	36	29.5	34.5	365	50.5
	88D66364LFRF	6829	7512	65.75	36	29.5	34.5	365	50.5
	88D72304LDRF	6868	7553	71.5	30	29.5	40.5	358	46.5
	88D72304LFRD	6868	7553	71.5	30	29.5	40.5	358	46.5
	88D72304LFRF	6868	7553	71.5	30	29.5	40.5	358	46.5
	88D72364LDRF	6912	7603	71.5	36	29.5	40.5	379	54.5
	88D72364LFRD*	6912	7603	71.5	36	29.5	40.5	379	54.5
	88D72364LFRF	6912	7603	71.5	36	29.5	40.5	379	54.5
	88D78304LDRF	6953	7647	77.5	30	29.5	46.5	369	50
	88D78304LFRD	6953	7647	77.5	30	29.5	46.5	369	50
	88D78304LFRF	6953	7647	77.5	30	29.5	46.5	369	50
	88D78364LDRF	6991	7688	77.5	36	29.5	46.5	392	59
	88D78364LFRD	6991	7688	77.5	36	29.5	46.5	392	59
88D78364LFRF	6991	7688	77.5	36	29.5	46.5	392	59	
88D84364LDRF	7071	7780	83.5	36	29.5	52.5	406	63.5	
88D84364LFRD	7071	7780	83.5	36	29.5	52.5	406	63.5	
88D84364LFRF	7071	7780	83.5	36	29.5	52.5	406	63.5	
	88D60304LFR0	5061	5566	59.75	30	29.5	42.5	272	39
	88D60304LORF	5061	5566	59.75	30	29.5	42.5	272	39
	88D66304LFR0	5099	5611	65.75	30	29.5	48.5	284	43
	88D66304LORF	5099	5611	65.75	30	29.5	48.5	284	43
	88D66364LFR0	5139	5652	65.75	36	29.5	48.5	304	50.5
	88D66364LORF	5139	5652	65.75	36	29.5	48.5	304	50.5
	88D72304LFR0	5179	5695	71.5	30	29.5	54.5	296	46.5
	88D72304LORF	5179	5695	71.5	30	29.5	54.5	296	46.5
	88D72364LFR0*	5218	5741	71.5	36	29.5	54.5	317	54.5
	88D72364LORF	5218	5741	71.5	36	29.5	54.5	317	54.5
	88D78304LFR0	5280	5809	77.5	30	29.5	60.5	308	50
	88D78304LORF	5280	5809	77.5	30	29.5	60.5	308	50
	88D78364LFR0	5307	5838	77.5	36	29.5	60.5	330	59
	88D78364LORF	5307	5838	77.5	36	29.5	60.5	330	59
	88D84364LFR0	5363	5897	83.5	36	29.5	66.5	344	63.5
	88D84364LORF	5363	5897	83.5	36	29.5	66.5	344	63.5

**ORDERING NOTES:**

Pedestals are available with a soft closing drawer option. Please add "S" to the model # and **\$152 list** per pedestal. e.g. 88D84364LDRFS

**DIMENSION KEY**

W — width  
 D — depth  
 H — height of worksurface  
 KW — kneehole width

Dimensions are in inches and approximate. Contact Customer Service if dimensions are critical.

**CODE DESCRIPTION**

4 - full height pedestal  
 L - left-handed pedestal position  
 R - right-handed pedestal position  
 D - 2 file drawers  
 F - 2 box, 1 file drawer  
 0 - no pedestal

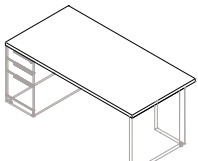
**STANDARD FINISHES**

For a complete list of standard wood finishes, please see page 4.

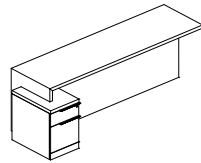
**GROMMETS**

One grommet in a standard position is optional at no charge.

# ADESSO OVERHANG TOP OPTION | RETURNS 3/4 HEIGHT PEDESTAL

Description	Model	Oak		W	D	H	Shipping Weight	Cubic Feet	
		Cherry Maple	Anigre Walnut						
	Overhang Top	OT88D6036	228	250	-	36	-	84	-
	Option	OT88D6636	242	267	-	36	-	92	-
		OT88D6642	258	283	-	42	-	106	-
		OT88D7236	271	299	-	36	-	99	-
		OT88D7242	287	317	-	42	-	114	-
		OT88D7836*	302	333	-	36	-	107	-
		OT88D7842	318	348	-	42	-	123	-
		OT88D8442	333	365	-	42	-	132	-

**ORDERING NOTES:** Add OT before any standard size desk model number and apply upcharge. Add 15 lbs. to standard desk weight for over hang top option.

	Single Pedestal	88RHP3620L3FX41	3932	4323	42.75	26	29.5	27	132	17.5
	Return with 3/4	88RHP3620R3FX41	3932	4323	42.75	26	29.5	27	132	17.5
	Height Extended	88RHP3624L3FX41	3948	4340	42.75	30	29.5	27	147	20.5
	Pedestal	88RHP3624R3FX41	3948	4340	42.75	30	29.5	27	147	20.5
		88RHP4220L3FX41	3983	4381	47.75	26	29.5	32	138	20
		88RHP4220R3FX41	3983	4381	47.75	26	29.5	32	138	20
		88RHP4224L3FX41	4038	4441	47.75	30	29.5	32	154	23.5
		88RHP4224R3FX41	4038	4441	47.75	30	29.5	32	154	23.5
		88RHP4820L3FX41	4063	4469	53.75	26	29.5	38	144	22.5
		88RHP4820R3FX41	4063	4469	53.75	26	29.5	38	144	22.5
		88RHP4824L3FX41	4086	4496	53.75	30	29.5	38	161	26.5
		88RHP4824R3FX41	4086	4496	53.75	30	29.5	38	161	26.5
		88RHP6024L3FX41	4299	4732	65.75	30	29.5	50	175	32.5
		88RHP6024R3FX41	4299	4732	65.75	30	29.5	50	175	32.5
		88RHP6624L3FX41	4534	4988	71.75	30	29.5	56	182	35.5
		88RHP6624R3FX41	4534	4988	71.75	30	29.5	56	182	35.5
		88RHP7224L3FX41	4675	5142	77.5	30	29.5	62	189	38.5
		88RHP7224R3FX41*	4675	5142	77.5	30	29.5	62	189	38.5
		88RHP8424L3FX41	4933	5428	89.5	30	29.5	74	203	44.5
		88RHP8424R3FX41	4933	5428	89.5	30	29.5	74	203	44.5

**ORDERING PROCEDURE**

To order, please specify the following:

- 1) Krug product model number
- 2) Wood species and finish
- 3) Grommet location and style if applicable.

\* Indicates model illustrated by line drawing

**CODE DESCRIPTION**

- OT - over hang top
- 3 - 3/4 height pedestal
- F - 1 box, 1 file drawer
- X41- full height modesty panel

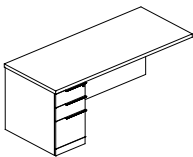
**STANDARD FINISHES**

For a complete list of standard wood finishes, please see page 4.

**GROMMETS**

One grommet in a standard position is optional at no charge.

# ADESSO RETURNS

Description	Model	Oak		W	D	H	KW	Shipping Weight	Cubic Feet
		Cherry Maple	Anigre Walnut						
	88RH3620L4DX41	3481	3828	35.75	20	29.5	20.5	132	17.5
	88RH3620L4FX41	3481	3828	35.75	20	29.5	20.5	132	17.5
	88RH3620R4DX41	3481	3828	35.75	20	29.5	20.5	132	17.5
	88RH3620R4FX41	3481	3828	35.75	20	29.5	20.5	132	17.5
	88RH3624L4DX41	3494	3845	35.75	24	29.5	20.5	147	20.5
	88RH3624L4FX41	3494	3845	35.75	24	29.5	20.5	147	20.5
	88RH3624R4DX41	3494	3845	35.75	24	29.5	20.5	147	20.5
	88RH3624R4FX41	3494	3845	35.75	24	29.5	20.5	147	20.5
	88RH4220L4DX41	3533	3886	41.75	20	29.5	26.5	138	20
	88RH4220L4FX41	3533	3886	41.75	20	29.5	26.5	138	20
	88RH4220R4DX41	3533	3886	41.75	20	29.5	26.5	138	20
	88RH4220R4FX41	3533	3886	41.75	20	29.5	26.5	138	20
	88RH4224L4DX41	3587	3946	41.75	24	29.5	26.5	154	23.5
	88RH4224L4FX41*	3587	3946	41.75	24	29.5	26.5	154	23.5
	88RH4224R4DX41	3587	3946	41.75	24	29.5	26.5	154	23.5
	88RH4224R4FX41	3587	3946	41.75	24	29.5	26.5	154	23.5
	88RH4820L4DX41	3609	3972	47.75	20	29.5	32.5	144	22.5
	88RH4820L4FX41	3609	3972	47.75	20	29.5	32.5	144	22.5
	88RH4820R4DX41	3609	3972	47.75	20	29.5	32.5	144	22.5
	88RH4820R4FX41	3609	3972	47.75	20	29.5	32.5	144	22.5
	88RH4824L4DX41	3635	3997	47.75	24	29.5	32.5	161	26.5
	88RH4824L4FX41	3635	3997	47.75	24	29.5	32.5	161	26.5
	88RH4824R4DX41	3635	3997	47.75	24	29.5	32.5	161	26.5
	88RH4824R4FX41	3635	3997	47.75	24	29.5	32.5	161	26.5
	88RH6024L4DX41	3849	4236	59.75	24	29.5	44.5	175	32.5
	88RH6024L4FX41	3849	4236	59.75	24	29.5	44.5	175	32.5
	88RH6024R4DX41	3849	4236	59.75	24	29.5	44.5	175	32.5
	88RH6024R4FX41	3849	4236	59.75	24	29.5	44.5	175	32.5
	88RH6624L4DX41	4084	4491	65.75	24	29.5	50.5	182	35.5
	88RH6624L4FX41	4084	4491	65.75	24	29.5	50.5	182	35.5
88RH6624R4DX41	4084	4491	65.75	24	29.5	50.5	182	35.5	
88RH6624R4FX41	4084	4491	65.75	24	29.5	50.5	182	35.5	
88RH7224L4DX41	4222	4645	71.5	24	29.5	56	189	38.5	
88RH7224L4FX41*	4222	4645	71.5	24	29.5	56	189	38.5	
88RH7224R4DX41	4222	4645	71.5	24	29.5	56	189	38.5	
88RH7224R4FX41	4222	4645	71.5	24	29.5	56	189	38.5	
88RH8424L4DX41	4484	4931	83.5	24	29.5	68	203	44.5	
88RH8424L4FX41	4484	4931	83.5	24	29.5	68	203	44.5	
88RH8424R4DX41	4484	4931	83.5	24	29.5	68	203	44.5	
88RH8424R4FX41	4484	4931	83.5	24	29.5	68	203	44.5	

**ORDERING NOTES:**

For the hinged modesty panel option add Y after RH and add a 10% upcharge. e.g. 88RHY6024L4DX41. Optional grommets are available in modesty panels for cable management. Half gables are required for additional support for unsupported spans greater than 60", please see page 95 for model number and list price. Pedestals are available with a soft-closing drawer option. Please add "S" to the model number and **\$152 list** per pedestal. e.g.88RH6024L4DX41S.

**DIMENSION KEY**

W — width  
 D — depth  
 H — height of worksurface  
 KW— kneehole width

Dimensions are in inches and approximate. Contact Customer Service if dimensions are critical.

**CODE DESCRIPTION**

L - left-handed position  
 R - right-handed position  
 4 - desk height pedestal  
 D - 2 file drawers  
 F - 2 box, 1 file drawer  
 X41- full height modesty panel  
 Y - hinged modesty panel option

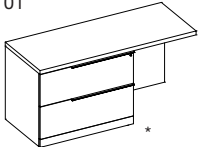
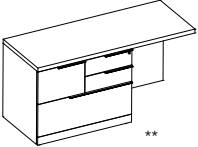
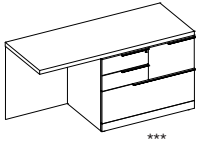
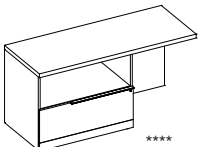
**STANDARD FINISHES**

For a complete list of standard wood finishes, please see page 4.

**GROMMETS**

One grommet in a standard position is optional at no charge.

# ADESSO RETURNS

Description	Model	Oak Cherry Maple	Anigre Walnut	W	D	H	KW	Shipping Weight	Cubic Feet
Single Pedestal	88RH5424L3001X41*	4372	4813	53.75	24	29.5	24	235	29.5
Return, Lateral File or Combination Pedestals	88RH5424R3001X41	4372	4813	53.75	24	29.5	24	235	29.5
	88RH5424L3601X41	4414	4855	53.75	24	29.5	18	252	29.5
	88RH5424R3601X41	4414	4855	53.75	24	29.5	18	252	29.5
01	88RH5424L3602X41***	4515	4968	53.75	24	29.5	18	263	29.5
	88RH5424R3604X41	4515	4968	53.75	24	29.5	18	263	29.5
	88RH5424L3015X41**	4525	4977	53.75	24	29.5	24	218	29.5
	88RH5424R3015X41	4525	4977	53.75	24	29.5	24	218	29.5
	88RH5424L3615X41	4562	5017	53.75	24	29.5	18	233	29.5
	88RH5424R3615X41	4562	5017	53.75	24	29.5	18	233	29.5
02	88RH6024L3001X41	4462	4911	59.75	24	29.5	30	245	32.5
	88RH6024R3001X41	4462	4911	59.75	24	29.5	30	245	32.5
	88RH6024L3601X41	4503	4952	59.75	24	29.5	24	262	32.5
	88RH6024R3601X41	4503	4952	59.75	24	29.5	24	262	32.5
	88RH6024L3602X41	4608	5066	59.75	24	29.5	24	273	32.5
	88RH6024R3604X41	4608	5066	59.75	24	29.5	24	273	32.5
	88RH6024L3015X41	4614	5077	59.75	24	29.5	30	228	32.5
	88RH6024R3015X41	4614	5077	59.75	24	29.5	30	228	32.5
04	88RH6024L3615X41	4653	5116	59.75	24	29.5	24	243	32.5
	88RH6024R3615X41	4653	5116	59.75	24	29.5	24	243	32.5
	88RH7224L3001X41*	4675	5142	71.5	24	29.5	42	266	38.5
	88RH7224R3001X41	4675	5142	71.5	24	29.5	42	266	38.5
	88RH7224L3601X41	4712	5185	71.5	24	29.5	36	283	38.5
	88RH7224R3601X41	4712	5185	71.5	24	29.5	36	283	38.5
	88RH7224L3602X41***	4817	5299	71.5	24	29.5	36	293	38.5
15	88RH7224R3604X41	4817	5299	71.5	24	29.5	36	293	38.5
	88RH7224L3015X41**	4823	5308	71.5	24	29.5	42	248	38.5
	88RH7224R3015X41	4823	5308	71.5	24	29.5	42	248	38.5
	88RH7224L3615X41	4863	5349	71.5	24	29.5	36	263	38.5
	88RH7224R3615X41	4863	5349	71.5	24	29.5	36	263	38.5
	88RH8424L3001X41	4974	5473	83.5	24	29.5	54	286	44.5
	88RH8424R3001X41	4974	5473	83.5	24	29.5	54	286	44.5
	88RH8424L3601X41	5012	5516	83.5	24	29.5	48	303	44.5
	88RH8424R3601X41	5012	5516	83.5	24	29.5	48	303	44.5
	88RH8424L3602X41	5117	5632	83.5	24	29.5	48	314	44.5
	88RH8424R3604X41	5117	5632	83.5	24	29.5	48	314	44.5
	88RH8424L3015X41	5125	5638	83.5	24	29.5	54	269	44.5
	88RH8424R3015X41	5125	5638	83.5	24	29.5	54	269	44.5
	88RH8424L3615X41	5166	5681	83.5	24	29.5	48	284	44.5
	88RH8424R3615X41	5166	5681	83.5	24	29.5	48	284	44.5

**ORDERING NOTES:**

For the hinged modesty panel option add Y after RH and add a 10% upcharge. e.g. 88RHY6024L4DX41. Optional grommets are available in modesty panels for cable management. Half gables are required for additional support for unsupported spans greater than 60", please see page 95 for model number and list price. Pedestals with box and file drawers are available with a soft-closing drawer option. Please add "S" to the model # and **\$152 list** per pedestal. e.g.88RH6024L4DX41**S**. Lateral file drawers are not available with the soft closing drawer option.

**ORDERING PROCEDURE**

To order, please specify the following:

- 1) Krug product model number
- 2) Wood species and finish
- 3) Grommet location and style if applicable.

\* Indicates model illustrated by line drawing

**CODE DESCRIPTION**

- L - left handed pedestal position
- R - right handed pedestal position
- 30 - 30" wide pedestal
- 36 - 36" wide pedestal
- 01 - lateral file
- 02 - 2 box on right, file on left, lateral file
- 04 - file on right, 2 box on left, lateral file
- 15 - top open, lateral file below
- Y - hinged modesty panel

**STANDARD FINISHES**

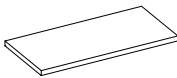
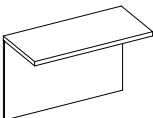
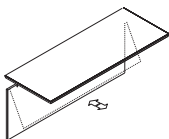
For a complete list of standard wood finishes, please see page 4.

**GROMMETS**

One grommet in a standard position is optional at no charge.



## ADESSO LINKING TOPS

Description	Model	Oak Cherry Maple	Anigre Walnut	W	D	H	Shipping Weight	Cubic Feet	
	Linking Tops	88LU3024H	799	879	29.75	24	-	35	2.25
	88LU3620H	816	898	35.75	20	-	35	2.25	
	88LU3624H	835	917	35.75	24	-	40	2.5	
	88LU4220H	866	953	41.75	20	-	39	2.5	
	88LU4224H	883	973	41.75	24	-	45	3	
	88LU4820H	900	989	47.75	20	-	43	2.75	
	88LU4824H*	922	1015	47.75	24	-	50	3.25	
	88LU5424H	942	1037	54.75	24	-	55	3.75	
	88LU6024H	962	1061	59.75	24	-	60	4	
	88LU6624H	1011	1110	65.75	24	-	65	4.5	
88LU7224H	1098	1210	65.75	24	-	65	4.5		
	Linking Unit with Modesty Panel	88LU3024HX41	1539	1693	29.75	24	-	51.3	25
	88LU3620HX41	1643	1808	35.75	20	-	54	3.75	
	88LU3624HX41	1714	1885	35.75	24	-	59	3.75	
	88LU4220HX41	1772	1949	41.75	20	-	61	4.25	
	88LU4224HX41	1798	1979	41.75	24	-	67	4.25	
	88LU4820HX41	1852	2034	47.75	20	-	69	4.75	
	88LU4824HX41*	1887	2077	47.75	24	-	75	4.75	
	88LU5424HX41	1974	2170	54.75	24	-	83	5.5	
	88LU6024HX41	1944	2136	59.75	24	-	92	6	
	88LU6624HX41	2003	2205	65.75	24	-	100	6.5	
88LU7224HX41	2063	2271	71.5	24	-	108	7		
	Linking Unit with Hinged Modesty Panel	88LUY3024HX41	1749	1924	29.75	24	-	51	3
	88LUY3620HX41	1808	1988	35.75	20	-	54	3.5	
	88LUY3624HX41	1858	2043	35.75	24	-	59	3.5	
	88LUY4220HX41	1909	2100	41.75	20	-	61	4	
	88LUY4224HX41	1960	2157	41.75	24	-	67	4	
	88LUY4820HX41	2012	2214	47.75	20	-	69	4.75	
	88LUY4824HX41*	2063	2271	47.75	24	-	75	4.75	
	88LUY5424HX41	2103	2312	54.75	24	-	83	5.25	
	88LUY6024HX41	2138	2353	59.75	24	-	92	5.75	
	88LUY6624HX41	2214	2434	65.75	24	-	100	6.25	
88LUY7224HX41	2287	2518	71.5	24	-	108	6.75		

**ORDERING NOTES:**

Half gables are required for additional support for unsupported spans greater than 60", please see page 95 for model number and list price.

**DIMENSION KEY**

W — width  
D — depth  
H — height of worksurface  
KW — kneehole width

**CODE DESCRIPTION**

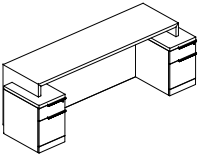
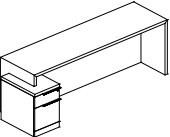
H - Desk Height  
X41- full height modesty  
Y - hinged modesty panel

**STANDARD FINISHES**

For a complete list of standard wood finishes, please see page 4.

Dimensions are in inches and approximate.  
Contact Customer Service if dimensions  
are critical.

# ADESSO DESK HEIGHT CREDENZAS WITH EXTENDED PEDESTALS

Description	Model	Oak Cherry Maple	Anigre Walnut	W	D	H	KW	Shipping Weight	Cubic Feet	
	Double Pedestal	88CP60203LFRF	5332	5866	65.75	26	29.5	34.5	242	27.5
	Credenza with 3/4	88CP60243LFRF	5408	5947	65.75	30	29.5	34.5	269	32.5
	Height Extended	88CP66203LFRF	5444	5991	71.5	26	29.5	40	247	30.25
	Pedestals	88CP66243LFRF	5519	6073	71.5	30	29.5	40	276	35.5
		88CP72203LFRF	5558	6112	77.5	26	29.5	46.5	253	33
		88CP72243LFRF	5633	6193	77.5	26	29.5	46.5	253	33
		88CP78203LFRF	5668	6237	83.5	26	29.5	52	259	35.5
		88CP78243LFRF	5745	6319	83.5	30	29.5	52	290	41.5
		88CP84203LFRF	5782	6359	95.5	26	29.5	58	265	38
		88CP84243LFRF*	5859	6442	95.5	30	29.5	58	297	44.5
		88CP96203LFRF	6007	6608	101.5	26	29.5	70	277	43
		88CP96243LFRF	6082	6690	101.5	30	29.5	70	311	50.5
		Single Pedestal	88CP60203LFR0	4992	5493	65.75	26	29.5	48.5	198
Credenza with		88CP60203L0RF	4992	5493	65.75	26	29.5	48.5	198	27.5
Extended Pedestal		88CP60243LFR0	5028	5530	65.75	30	29.5	48.5	221	32.5
		88CP60243L0RF	5028	5530	65.75	30	29.5	48.5	221	32.5
		88CP66203LFR0	5043	5548	71.5	26	29.5	54.5	207	30.25
		88CP66203L0RF	5043	5548	71.5	26	29.5	54.5	207	30.25
		88CP66243LFR0	5082	5589	71.5	30	29.5	54.5	231	35.5
		88CP66243L0RF	5082	5589	71.5	30	29.5	54.5	231	35.5
		88CP72203LFR0	5099	5611	77.5	26	29.5	60.5	216	33
		88CP72203L0RF	5099	5611	77.5	26	29.5	60.5	216	33
		88CP72243LFR0	5137	5649	77.5	30	29.5	60.5	241	38.5
		88CP72243L0RF	5137	5649	77.5	30	29.5	60.5	241	38.5
		88CP78203LFR0	5154	5668	83.5	26	29.5	66.5	225	35.5
		88CP78203L0RF	5154	5668	83.5	26	29.5	66.5	225	35.5
		88CP78243LFR0	5190	5710	83.5	30	29.5	66.5	252	41.5
		88CP78243L0RF	5190	5710	83.5	30	29.5	66.5	252	41.5
		88CP84203LFR0	5210	5729	89.5	26	29.5	72.5	234	38
		88CP84203L0RF	5210	5729	89.5	26	29.5	72.5	234	38
		88CP84243LFR0	5244	5767	89.5	30	29.5	72.5	262	44.5
		88CP84243L0RF*	5244	5767	89.5	30	29.5	72.5	262	44.5
		88CP96203LFR0	5327	5860	101.5	26	29.5	84.5	252	43
	88CP96203L0RF	5327	5860	101.5	26	29.5	84.5	252	43	
	88CP96243LFR0	5381	5917	101.5	30	29.5	84.5	283	50.5	
	88CP96243L0RF	5381	5917	101.5	30	29.5	84.5	283	50.5	

**ORDERING NOTES:**

Optional grommets are available in modesty panels for cable management. Half gables are required for additional support for unsupported spans greater than 60", please see page 95 for model number and list price. To specify an Extended Pedestal in Palette finish, add the suffix "P" to the end of the model number. e.g. 88DRPM72303L3FP. Pedestals are available with a soft-closing drawer option. Please add "S" to the model # and **\$152 list** per pedestal. e.g. 88C6024LDRFS.

**ORDERING PROCEDURE**

- To order, please specify the following:
- 1) Krug product model number
  - 2) Wood species and finish
  - 3) Grommet location and style if applicable.

\* Indicates model illustrated by line drawing

**CODE DESCRIPTION**

- L - left-handed position
- R - right-handed position
- F - 1 box, 1 file pedestal
- 0 - no pedestal

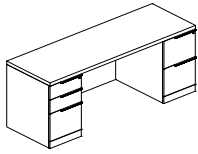
**STANDARD FINISHES**

For a complete list of standard wood finishes, please see page 4.

**GROMMETS**

One grommet in a standard position is optional at no charge.

## ADESSO DESK HEIGHT CREDENZAS

Description	Model	Oak Cherry Maple	Anigre Walnut	W	D	H	KW	Shipping Weight	Cubic Feet
Double Pedestal Credenza	88C60204LDRF	4882	5367	59.75	20	29.5	28.5	242	27.5
	88C60204LFRD	4882	5367	59.75	20	29.5	28.5	242	27.5
	88C60204LDRD	4882	5367	59.75	20	29.5	28.5	242	27.5
	88C60204LFRF	4882	5367	59.75	20	29.5	28.5	242	27.5
	88C60244LDRF	4957	5452	59.75	24	29.5	28.5	269	32.5
	88C60244LFRD	4957	5452	59.75	24	29.5	28.5	269	32.5
	88C60244LDRD	4957	5452	59.75	24	29.5	28.5	269	32.5
	88C60244LFRF	4957	5452	59.75	24	29.5	28.5	269	32.5
	88C66204LDRF	4994	5495	65.75	20	29.5	34	248	30.25
	88C66204LFRD	4994	5495	65.75	20	29.5	34	248	30.25
	88C66204LDRD	4994	5495	65.75	20	29.5	34	248	30.25
	88C66204LFRF	4994	5495	65.75	20	29.5	34	248	30.25
	88C66244LDRF	5068	5576	65.75	24	29.5	34	276	35.5
	88C66244LFRD	5068	5576	65.75	24	29.5	34	276	35.5
	88C66244LDRD	5068	5576	65.75	24	29.5	34	276	35.5
	88C66244LFRF	5068	5576	65.75	24	29.5	34	276	35.5
	88C72204LDRF	5107	5615	71.5	20	29.5	40.5	253	33
	88C72204LFRD	5107	5615	71.5	20	29.5	40.5	253	33
	88C72204LDRD	5107	5615	71.5	20	29.5	40.5	253	33
	88C72204LFRF	5107	5615	71.5	20	29.5	40.5	253	33
	88C72244LDRF	5181	5696	71.5	24	29.5	40.5	283	38.5
	88C72244LFRD*	5181	5696	71.5	24	29.5	40.5	283	38.5
	88C72244LDRD	5181	5696	71.5	24	29.5	40.5	283	38.5
	88C72244LFRF	5181	5696	71.5	24	29.5	40.5	283	38.5
	88C78204LDRF	5217	5740	77.5	20	29.5	46	260	35.5
	88C78204LFRD	5217	5740	77.5	20	29.5	46	260	35.5
	88C78204LDRD	5217	5740	77.5	20	29.5	46	260	35.5
	88C78204LFRF	5217	5740	77.5	20	29.5	46	260	35.5
	88C78244LDRF	5293	5824	77.5	24	29.5	46	290	41.5
	88C78244LFRD	5293	5824	77.5	24	29.5	46	290	41.5
88C78244LDRD	5293	5824	77.5	24	29.5	46	290	41.5	
88C78244LFRF	5293	5824	77.5	24	29.5	46	290	41.5	
88C84204LDRF	5329	5863	83.5	20	29.5	52.5	265	38	
88C84204LFRD	5329	5863	83.5	20	29.5	52.5	265	38	
88C84204LDRD	5329	5863	83.5	20	29.5	52.5	265	38	
88C84204LFRF	5329	5863	83.5	20	29.5	52.5	265	38	
88C84244LDRF	5407	5946	83.5	24	29.5	52.5	297	44.5	
88C84244LFRD	5407	5946	83.5	24	29.5	52.5	297	44.5	
88C84244LDRD	5407	5946	83.5	24	29.5	52.5	297	44.5	
88C84244LFRF	5407	5946	83.5	24	29.5	52.5	297	44.5	
88C96204LDRF	5556	6111	95.5	20	29.5	64.5	277	43	
88C96204LFRD	5556	6111	95.5	20	29.5	64.5	277	43	
88C96204LDRD	5556	6111	95.5	20	29.5	64.5	277	43	
88C96204LFRF	5556	6111	95.5	20	29.5	64.5	277	43	
88C96244LDRF	5633	6193	95.5	24	29.5	64.5	311	50.5	
88C96244LFRD	5633	6193	95.5	24	29.5	64.5	311	50.5	
88C96244LDRD	5633	6193	95.5	24	29.5	64.5	311	50.5	
88C96244LFRF	5633	6193	95.5	24	29.5	64.5	311	50.5	

**DIMENSION KEY**

W — width  
D — depth  
H — height of worksurface  
KW — kneehole width

Dimensions are in inches and approximate.  
Contact Customer Service if dimensions  
are critical.

**CODE DESCRIPTION**

L - left-handed position  
R - right-handed position  
D - 2 file pedestal  
F - 2 box, 1 file pedestal

**STANDARD FINISHES**

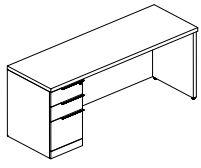
For a complete list of standard wood finishes,  
please see page 4.

**GROMMETS**

One grommet in a standard position is optional  
at no charge.

# ADESSO DESK HEIGHT CREDENZAS

Description	Model	Oak Cherry Maple	Anigre Walnut	W	D	H	KW	Shipping Weight	Cubic Feet
Single Pedestal Credenza	88C60204LDR0	4539	4994	59.5	20	29.5	42.5	172	27.5
	88C60204LFR0	4539	4994	59.5	20	29.5	42.5	172	27.5
	88C60204LORD	4539	4994	59.5	20	29.5	42.5	172	27.5
	88C60204LORF	4539	4994	59.5	20	29.5	42.5	172	27.5
	88C60244LDR0	4574	5033	59.5	24	29.5	42.5	192	32.5
	88C60244LFR0	4574	5033	59.5	24	29.5	42.5	192	32.5
	88C60244LORD	4574	5033	59.5	24	29.5	42.5	192	32.5
	88C60244LORF	4574	5033	59.5	24	29.5	42.5	192	32.5
	88C66204LDR0	4595	5054	65.5	20	29.5	48.5	180	30
	88C66204LFR0	4595	5054	65.5	20	29.5	48.5	180	30
	88C66204LORD	4595	5054	65.5	20	29.5	48.5	180	30
	88C66204LORF	4595	5054	65.5	20	29.5	48.5	180	30
	88C66244LDR0	4631	5093	65.5	24	29.5	48.5	200	35
	88C66244LFR0	4631	5093	65.5	24	29.5	48.5	200	35
	88C66244LORD	4631	5093	65.5	24	29.5	48.5	200	35
	88C66244LORF	4631	5093	65.5	24	29.5	48.5	200	35
	88C72204LDR0	4648	5112	71.5	20	29.5	54.5	187	33
	88C72204LFR0	4648	5112	71.5	20	29.5	54.5	187	33
	88C72204LORD	4648	5112	71.5	20	29.5	54.5	187	33
	88C72204LORF	4648	5112	71.5	20	29.5	54.5	187	33
	88C72244LDR0	4684	5153	71.5	24	29.5	54.5	209	38.5
	88C72244LFR0*	4684	5153	71.5	24	29.5	54.5	209	38.5
	88C72244LORD	4684	5153	71.5	24	29.5	54.5	209	38.5
	88C72244LORF	4684	5153	71.5	24	29.5	54.5	209	38.5
	88C78204LDR0	4705	5173	77.5	20	29.5	60.5	195	35.5
	88C78204LFR0	4705	5173	77.5	20	29.5	60.5	195	35.5
	88C78204LORD	4705	5173	77.5	20	29.5	60.5	195	35.5
	88C78204LORF	4705	5173	77.5	20	29.5	60.5	195	35.5
	88C78244LDR0	4738	5214	77.5	24	29.5	60.5	217	41.25
	88C78244LFR0	4738	5214	77.5	24	29.5	60.5	217	41.25
	88C78244LORD	4738	5214	77.5	24	29.5	60.5	217	41.25
	88C78244LORF	4738	5214	77.5	24	29.5	60.5	217	41.25
	88C84204LDR0	4757	5233	83.5	20	29.5	66.5	202	38
	88C84204LFR0	4757	5233	83.5	20	29.5	66.5	202	38
	88C84204LORD	4757	5233	83.5	20	29.5	66.5	202	38
	88C84204LORF	4757	5233	83.5	20	29.5	66.5	202	38
	88C84244LDR0	4793	5273	83.5	24	29.5	66.5	226	44.5
	88C84244LFR0	4793	5273	83.5	24	29.5	66.5	226	44.5
	88C84244LORD	4793	5273	83.5	24	29.5	66.5	226	44.5
	88C84244LORF	4793	5273	83.5	24	29.5	66.5	226	44.5
	88C96204LDR0	4874	5363	95.5	20	29.5	78.5	217	43
	88C96204LFR0*	4874	5363	95.5	20	29.5	78.5	217	43
	88C96204LORD	4874	5363	95.5	20	29.5	78.5	217	43
	88C96204LORF	4874	5363	95.5	20	29.5	78.5	217	43
	88C96244LDR0	4928	5420	95.5	24	29.5	78.5	243	50.5
	88C96244LFR0	4928	5420	95.5	24	29.5	78.5	243	50.5
	88C96244LORD	4928	5420	95.5	24	29.5	78.5	243	50.5
	88C96244LORF	4928	5420	95.5	24	29.5	78.5	243	50.5



**ORDERING NOTES:**

For the hinged modesty panel option add Y after C and add a 10% upcharge. e.g. 88CY6024LORD. Optional grommets are available in modesty panels for cable management. Half gables are required for additional support for unsupported spans greater than 60", please see page 95 for model number and list price. Pedestals with box and file drawers are available with a soft-closing drawer option. Please add "S" to the model # and **\$152 list** per pedestal. e.g.88C6024LDRFS. Lateral file drawers are not available with this option.

**ORDERING PROCEDURE**

To order, please specify the following:  
 1) Krug product model number  
 2) Wood species and finish  
 3) Grommet location and style if applicable.

\* Indicates model illustrated by line drawing

**CODE DESCRIPTION**

- 4 - full height pedestal
- L - left-handed pedestal position
- R - right-handed pedestal position
- D - 2 file drawers
- F - 2 box, 1 file drawer
- Y - hinged modesty

**STANDARD FINISHES**

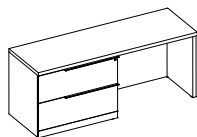
For a complete list of standard wood finishes, please see page 4.

**GROMMETS**

One grommet in a standard position is optional at no charge.

# ADESSO DESK HEIGHT CREDENZAS

Description	Model	Oak			W	D	H	KW	Shipping Weight	Cubic Feet
		Cherry	Maple	Anigre Walnut						
Single Pedestal	88C60204L3001R0	4127	4537	59.75	20	29.5	28	197	28	
Credenza Lateral File or Closed Storage with Modesty Panel	88C60204L0R3001	4127	4537	59.75	20	29.5	28	197	28	
	88C60204L0R3011	4203	4620	59.75	20	29.5	28	197	28	
	88C60204L3011R0	4203	4620	59.75	20	29.5	28	197	28	
	88C60244L3001R0	4171	4588	59.75	24	29.5	28	217	32	
	88C60244L0R3001	4171	4588	59.75	24	29.5	28	217	32	
	88C60244L3011R0	4245	4669	59.75	24	29.5	28	217	32	
	88C60244L0R3011	4245	4669	59.75	24	29.5	28	217	32	
	88C66204L3601R0	4208	4631	65.75	20	29.5	28	205	30	
	88C66204L0R3601	4208	4631	65.75	20	29.5	28	205	30	
	88C66204L3611R0	4284	4711	67.75	20	29.5	28	205	30	
	88C66204L0R3611	4284	4711	65.75	20	29.5	28	205	30	
	88C66244L3601R0	4252	4679	65.75	24	29.5	28	225	35	
	88C66244L0R3601	4252	4679	65.75	24	29.5	28	225	35	
	88C66244L3611R0	4321	4754	67.75	24	29.5	28	225	35	
	88C66244L0R3611	4321	4754	65.75	24	29.5	28	225	35	
	88C72204L3601R0*	4291	4720	71.5	20	29.5	36	212	32.75	
	88C72204L0R3601	4291	4720	71.5	20	29.5	36	212	32.75	
	88C72204L3611R0	4366	4801	71.5	20	29.5	36	212	32.75	
	88C72204L0R3611	4366	4801	71.5	20	29.5	36	212	32.75	
	88C72244L3601R0	4336	4769	71.5	24	29.5	36	234	38.25	
	88C72244L0R3601	4336	4769	71.5	24	29.5	36	234	38.25	
	88C72244L3611R0	4414	4855	71.5	24	29.5	36	234	38.25	
	88C72244L0R3611	4414	4855	71.5	24	29.5	36	234	38.25	
	88C78204L3601R0	4381	4819	77.5	20	29.5	40	227	35.5	
	88C78204L0R3601	4381	4819	77.5	20	29.5	40	227	35.5	
	88C78204L3611R0	4457	4902	77.5	20	29.5	40	227	35.5	
	88C78204L0R3611	4457	4902	77.5	20	29.5	40	227	35.5	
	88C78244L3601R0	4426	4868	77.5	24	29.5	40	251	41.25	
	88C78244L0R3601	4426	4868	77.5	24	29.5	40	251	41.25	
	88C78244L3611R0	4515	4968	77.5	24	29.5	40	251	41.25	
	88C78244L0R3611	4515	4968	77.5	24	29.5	40	251	41.25	
	88C84204L3601R0	4471	4920	83.5	20	29.5	46	242	38	
	88C84204L0R3601	4471	4920	83.5	20	29.5	46	242	38	
	88C84204L3611R0	4562	5017	83.5	20	29.5	46	242	38	
	88C84204L0R3611	4562	5017	83.5	20	29.5	46	242	38	
	88C84244L3601R0	4525	4977	83.5	24	29.5	46	268	44.25	
	88C84244L0R3601	4525	4977	83.5	24	29.5	46	268	44.25	
	88C84244L3611R0	4614	5077	83.5	24	29.5	46	268	44.25	
	88C84244L0R3611	4614	5077	83.5	24	29.5	46	268	44.25	



**ORDERING NOTES:**

For the hinged modesty panel option add Y after C and add a 10% upcharge. e.g. 88CY84244L0R3611. Optional grommets are available in modesty panels for cable management. Half gables are required for additional support for unsupported spans greater than 60", please see page 95 for model number and list price. Add the suffix "P" to the end of the model number if Palette pedestals are required e.g. 88CP60243LFRFP. Pedestals are available with a soft-closing drawer option. Please add "S" to the model # and **\$152 list** per pedestal. e.g. 88C6024LDRFS.

**DIMENSION KEY**

W — width  
 D — depth  
 H — height of worksurface  
 KW— kneehole width

Dimensions are in inches and approximate. Contact Customer Service if dimensions are critical.

**CODE DESCRIPTION**

4 - full height pedestal  
 L - left-handed pedestal position  
 R - right-handed pedestal position  
 30 - 30" wide pedestal  
 36 - 36" wide pedestal  
 01 - lateral file  
 11 - closed storage  
 0 - no pedestal  
 Y - hinged modesty

**STANDARD FINISHES**

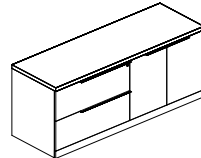
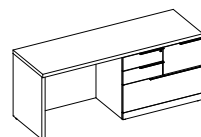
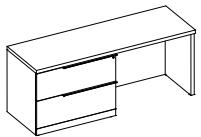
For a complete list of standard wood finishes, please see page 4.

**GROMMETS**

One grommet in a standard position is optional at no charge.

# ADESSO DESK HEIGHT CREDENZAS

Description	Model	Oak		W	D	H	KW	Shipping Weight	Cubic Feet	
		Cherry Maple	Anigre Walnut							
Single Pedestal	88C90204L3601R0	4576	5034	89.5	20	29.5	52	257	41	
Credenza Lateral	88C90204L0R3601	4576	5034	89.5	20	29.5	52	257	41	
File or Bookcase	88C90204L3611R0	4622	5084	89.5	20	29.5	52	257	41	
with Modesty Panel,	88C90204L0R3611	4622	5084	89.5	20	29.5	52	257	41	
continued	88C90244L3601R0	4637	5099	89.5	24	29.5	52	285	48	
	88C90244L0R3601	4637	5099	89.5	24	29.5	52	285	48	
	88C90244L3611R0	4683	5152	89.5	24	29.5	52	285	48	
	88C90244L0R3611	4683	5152	89.5	24	29.5	52	285	48	
	88C96204L3601R0*	4667	5135	95.5	20	29.5	58	272	43.5	
	88C96204L0R3601	4667	5135	95.5	20	29.5	58	272	43.5	
	88C96204L3611R0	4728	5201	95.5	20	29.5	58	272	43.5	
	88C96204L0R3611	4728	5201	95.5	20	29.5	58	272	43.5	
	88C96244L3601R0	4743	5217	95.5	24	29.5	58	302	51	
	88C96244L0R3601	4743	5217	95.5	24	29.5	58	302	51	
	88C96244L3611R0	4802	5284	95.5	24	29.5	58	302	51	
	88C96244L0R3611	4802	5284	95.5	24	29.5	58	302	51	
<hr/>										
Single 36"	88C66204L3602R0	4291	4720	65.5	20	29.5	30	205	30	
Combination	88C66204L0R3604	4291	4720	65.5	20	29.5	30	205	30	
Ped Credenza with	88C66244L3602R0	4471	4920	65.5	24	29.5	30	225	35	
Modesty Panel	88C66244L0R3604	4471	4920	65.5	24	29.5	30	225	35	
	88C72204L3602R0	4486	4933	71.75	20	29.5	30	212	32.75	
	88C72204L0R3604	4486	4933	71.75	24	29.5	30	234	38.25	
	88C72244L3602R0	4653	5116	71.75	24	29.5	30	234	38.25	
	88C72244L0R3604	4653	5116	71.75	24	29.5	30	234	38.25	
	88C78204L3602R0	4878	5365	77.5	20	29.5	40	227	35.5	
	88C78204L0R3604	4878	5365	77.5	20	29.5	40	227	35.5	
	88C78244L3602R0	5012	5516	77.5	24	29.5	40	251	41.25	
	88C78244L0R3604*	5012	5516	77.5	24	29.5	40	251	41.25	
	88C84204L3602R0	5106	5614	83.5	20	29.5	46	242	38	
	88C84204L0R3604	5106	5614	83.5	20	29.5	46	242	38	
	88C84244L3602R0	5240	5762	83.5	24	29.5	46	268	44.25	
	88C84244L0R3604	5240	5762	83.5	24	29.5	46	268	44.25	
<hr/>										
Full Face Desk	88C60204L3001R3001	5632	6192	59.75	20	29.5	-	288	28	
Height Credenza	88C60204L3001R3011	5827	6409	59.75	20	29.5	-	257	28	
	88C60204L3011R3001	5827	6409	59.75	20	29.5	-	257	28	
	88C60204L3011R3011	6069	6674	59.75	20	29.5	-	226	28	
	88C60244L3001R3001	5751	6325	59.75	24	29.5	-	312	32	
	88C60244L3001R3011*	5946	6542	59.75	24	29.5	-	281	32	
	88C60244L3011R3001	5946	6542	59.75	24	29.5	-	281	32	
	88C60244L3011R3011	6337	6972	59.75	24	29.5	-	250	32	
	88C72204L3601R3601	5992	6590	71.5	20	29.5	-	309	32.75	
	88C72204L3601R3611	6187	6807	71.5	20	29.5	-	278	32.75	
	88C72204L3611R3601	6187	6807	71.5	20	29.5	-	278	32.75	
	88C72204L3611R3611	6580	7237	71.5	20	29.5	-	309	32.75	
	88C72244L3601R3601	6141	6757	71.5	24	29.5	-	338	38.25	
	88C72244L3601R3611	6337	6972	71.5	24	29.5	-	307	38.25	
	88C72244L3611R3601	6337	6972	71.5	24	29.5	-	307	38.25	
	88C72244L3611R3611	6731	7402	71.5	24	29.5	-	271	38.25	



### ORDERING PROCEDURE

To order, please specify the following:

- 1) Krug product model number
- 2) Wood species and finish
- 3) Grommet location and style if applicable.

\* Indicates model illustrated by line drawing

### CODE DESCRIPTION

- 4 - full height pedestal
- L - left-handed pedestal position
- R - right-handed pedestal position
- 30 - 30" wide pedestal
- 36 - 36" wide pedestal
- 01 - lateral file
- 11 - closed storage
- 0 - no pedestal

### STANDARD FINISHES

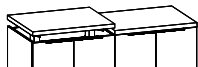
For a complete list of standard wood finishes, please see page 4.

### GROMMETS

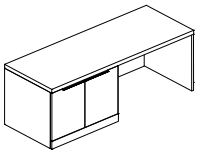
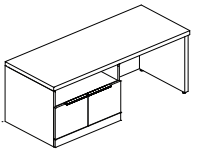
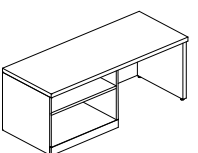
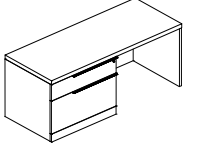
One grommet in a standard position is optional at no charge.



# ADESSO 3/4 HEIGHT CREDENZAS

Description	Model	Oak Cherry Maple	Anigre Walnut	W	D	H	KW	Shipping Weight	Cubic Feet	
	Credenza with	88C6024LBRHAES	6846	7498	59.75	24	29.5	-	176	28
	Height Adjustable	88C6024LHAESRB*	6846	7498	59.75	24	29.5	-	192	28
	Electric Lift	88C6024LFRHAES	7482	8195	59.75	24	29.5	-	192	28
	(Single Stage)	88C6024LHAESRF	7482	8195	59.75	24	29.5	-	248	28
		88C7224LBRHAES	7833	8578	71.75	24	29.5	-	192	33
		88C7224LHAESRB	7833	8578	71.75	24	29.5	-	210	33
		88C7224LFRHAES	8207	8990	71.75	24	29.5	-	210	33
		88C7224LHAESRF	8207	8990	71.75	24	29.5	-	230	33

**ORDERING NOTE:** Height range of electric lift is 29.5" to 46.5".

	3/4 Height Single	88C60203L3011R0*	4442	4887	59.75	20	23	28	153	21
	Pedestal Credenza	88C60203L0R3011	4442	4887	59.75	20	23	28	153	21
		88C60203L3015R0	4336	4769	59.75	20	23	28	167	21
		88C60203L0R3015	4336	4769	59.75	20	23	28	167	21
		88C60203L3016R0****	4171	4588	59.75	20	23	28	171	21
		88C60203L0R3016	4171	4588	59.75	20	23	28	171	21
		88C60203L3017R0***	4291	4720	59.75	20	23	28	143	21
		88C60203L0R3017	4291	4720	59.75	20	23	28	143	21
		88C60203L3018R0**	4503	4952	59.75	20	23	28	150	21
		88C60203L0R3018	4503	4952	59.75	20	23	28	150	21
		88C60243L3011R0	4592	5052	59.75	24	23	28	175	25
		88C60243L0R3011	4592	5052	59.75	24	23	28	175	25
		88C60243L3015R0	4486	4933	59.75	24	23	28	186	25
		88C60243L0R3015	4486	4933	59.75	24	23	28	186	25
		88C60243L3016R0	4321	4754	59.75	24	23	28	188	25
		88C60243L0R3016	4321	4754	59.75	24	23	28	188	25
		88C60243L3017R0	4442	4887	59.75	24	23	28	165	25
		88C60243L0R3017	4442	4887	59.75	24	23	28	165	25
		88C60243L3018R0	4653	5116	59.75	24	23	28	172	25
		88C60243L0R3018	4653	5116	59.75	24	23	28	172	25
		88C66203L3011R0	4592	5052	65.5	20	23	34	153	21
		88C66203L0R3011	4592	5052	65.5	20	23	34	153	21
		88C66203L3015R0	4486	4933	65.5	20	23	34	167	21
		88C66203L0R3015	4486	4933	65.5	20	23	34	167	21
		88C66203L3016R0	4321	4754	65.5	20	23	34	171	21
		88C66203L0R3016	4321	4754	65.5	20	23	34	171	21
		88C66203L3017R0	4442	4887	65.5	20	23	34	143	21
		88C66203L0R3017	4442	4887	65.5	20	23	34	143	21
		88C66203L3018R0	4653	5116	65.5	20	23	34	150	21
		88C66203L0R3018	4653	5116	65.5	20	23	34	150	21
		88C66243L3011R0	4743	5217	65.5	24	23	34	175	25
		88C66243L0R3011	4743	5217	65.5	24	23	34	175	25
		88C66243L3015R0	4637	5099	65.5	24	23	34	186	25
		88C66243L0R3015	4637	5099	65.5	24	23	34	186	25
		88C66243L3016R0	4471	4920	65.5	24	23	34	188	25
		88C66243L0R3016	4471	4920	65.5	24	23	34	188	25

**ORDERING NOTES:** For the hinged modesty panel option add Y after C and add a 10% upcharge. e.g. 88CY66243L0R3016. If a runoff with power/data option is to be mounted onto a 3/4 height credenza please specify location ML -Mounted Left or MR-Mounted Right. This will ensure that access grommets will be drilled in the credenza top and back. Pedestals with box and file drawers are available with a soft-closing drawer option. Please add "S" to the model # and **\$152 list** per pedestal. e.g. 88C6024LDRFS. Lateral file drawers are not available with this option.

**DIMENSION KEY**

W — width  
 D — depth  
 H — height of worksurface  
 KW— kneehole width

Dimensions are in inches and approximate. Contact Customer Service if dimensions are critical.

**CODE DESCRIPTION**

3 - 3/4 height pedestal  
 L - left-handed pedestal position  
 R - right-handed pedestal position  
 B - bookcase  
 30 - 30" wide pedestal  
 36 - 36" wide pedestal  
 11 - closed storage  
 15 - open, lateral file  
 16 - box, lateral file  
 17 - open bookcase shelf  
 18 - open, closed bookcase

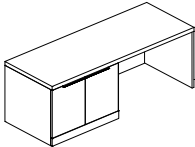
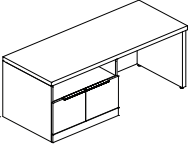
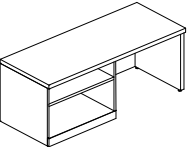
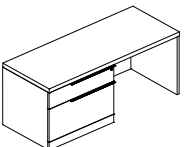
**STANDARD FINISHES**

For a complete list of standard wood finishes, please see page 4.

**GROMMETS**

One grommet in a standard position is optional at no charge.

# ADESSO 3/4 HEIGHT CREDENZAS

Description	Model	Oak Cherry Maple	Anigre Walnut	W	D	H	KW	Shipping Weight	Cubic Feet
3/4 Height Single	88C66243L3017R0	4592	5052	65.5	24	23	34	165	25
Pedestal Credenza	88C66243L0R3017	4592	5052	65.5	24	23	34	165	25
cont.	88C66243L3018R0	4802	5284	65.5	24	23	34	172	25
	* 88C66243L0R3018	4802	5284	65.5	24	23	34	172	25
	88C72203L3611R0*	4743	5217	71.5	20	23	34	176	25.5
	88C72203L0R3611	4743	5217	71.5	20	23	34	176	25.5
	88C72203L3615R0	4637	5099	71.5	20	23	34	191	25.5
	88C72203L0R3615	4637	5099	71.5	20	23	34	191	25.5
	88C72203L3616R0****	4471	4920	71.5	20	23	34	195	25.5
	88C72203L0R3616	4471	4920	71.5	20	23	34	195	25.5
	** 88C72203L3617R0***	4592	5052	71.5	20	23	34	164	25.5
	88C72203L0R3617	4592	5052	71.5	20	23	34	164	25.5
	88C72203L3618R0**	4802	5284	71.5	20	23	34	172	25.5
	88C72203L0R3618	4802	5284	71.5	20	23	34	172	25.5
	88C72243L3611R0	4893	5384	71.5	24	23	34	202	30
	88C72243L0R3611	4893	5384	71.5	24	23	34	202	30
	88C72243L3615R0	4788	5264	71.5	24	23	34	211	30
	88C72243L0R3615	4788	5264	71.5	24	23	34	211	30
	*** 88C72243L3616R0	4622	5084	71.5	24	23	34	215	30
	88C72243L0R3616	4622	5084	71.5	24	23	34	215	30
	88C72243L3617R0	4743	5217	71.5	24	23	34	189	30
	88C72243L0R3617	4743	5217	71.5	24	23	34	189	30
	88C72243L3618R0	4953	5448	71.5	24	23	34	199	30
	88C72243L0R3618	4953	5448	71.5	24	23	34	199	30
	88C78203L3611R0	4893	5384	77.5	20	23	40	185	27.5
	**** 88C78203L0R3611	4893	5384	77.5	20	23	40	185	27.5
	88C78203L3615R0	4788	5264	77.5	20	23	40	199	27.5
	88C78203L0R3615	4788	5264	77.5	20	23	40	199	27.5
	88C78203L3616R0	4622	5084	77.5	20	23	40	203	27.5
	88C78203L0R3616	4622	5084	77.5	20	23	40	203	27.5
	88C78203L3617R0	4743	5217	77.5	20	23	40	172	27.5
	88C78203L0R3617	4743	5217	77.5	20	23	40	172	27.5
	88C78203L3618R0	4953	5448	77.5	20	23	40	180	27.5
	88C78203L0R3618	4953	5448	77.5	20	23	40	180	27.5
	88C78243L3611R0	5043	5548	77.5	24	23	40	211	32.5
	88C78243L0R3611	5043	5548	77.5	24	23	40	211	32.5
	88C78243L3615R0	4939	5430	77.5	24	23	40	220	32.5
	88C78243L0R3615	4939	5430	77.5	24	23	40	220	32.5
	88C78243L3616R0	4773	5250	77.5	24	23	40	225	32.5
	88C78243L0R3616	4773	5250	77.5	24	23	40	225	32.5
	88C78243L3617R0	4893	5384	77.5	24	23	40	198	32.5
	88C78243L0R3617	4893	5384	77.5	24	23	40	198	32.5
	88C78243L3618R0	5106	5614	77.5	24	23	40	209	32.5
	88C78243L0R3618	5106	5614	77.5	24	23	40	209	32.5
	88C84203L3611R0*	5043	5548	83.5	20	23	46	193	29.5
	88C84203L0R3611	5043	5548	83.5	20	23	46	193	29.5
	88C84203L3615R0	4939	5430	83.5	20	23	46	208	29.5
	88C84203L0R3615	4939	5430	83.5	20	23	46	208	29.5

**ORDERING NOTES:**

For the hinged modesty panel option add Y after C and add a 10% upcharge. e.g. 88CY60243L0R3011. If a runoff with power/data option is to be mounted onto a 3/4 height credenza please specify location **ML** -Mounted Left or **MR**-Mounted Right. This will ensure that access grommets will be drilled in the credenza top and back. Pedestals with box and file drawers are available with a soft-closing drawer option. Please add "S" to the model # and **\$152 list** per pedestal. e.g. 88C6024LDRFS. Lateral file drawers are not available with this option.

**ORDERING PROCEDURE**

To order, please specify the following:  
 1) Krug product model number  
 2) Wood species and finish  
 3) Grommet location and style if applicable.

\* Indicates model illustrated by line drawing

**CODE DESCRIPTION**

- 3 - 3/4 height pedestal
- L - left-handed pedestal position
- R - right-handed pedestal position
- 30 - 30" wide pedestal
- 36 - 36" wide pedestal
- 11 - closed storage
- 15 - open, lateral file
- 16 - box, lateral file
- 17 - open bookcase shelf
- 18 - open, closed bookcase

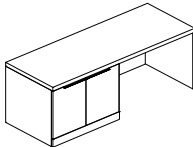
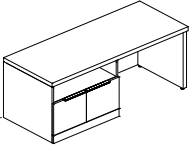
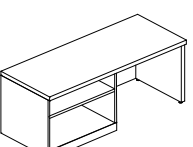
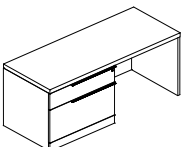
**STANDARD FINISHES**

For a complete list of standard wood finishes, please see page 4.

**GROMMETS**

One grommet in a standard position is optional at no charge.

# ADESSO 3/4 HEIGHT CREDENZAS

Description	Model	Oak Cherry Maple	Anigre Walnut	W	D	H	KW	Shipping Weight	Cubic Feet
3/4 Height Single Pedestal Credenza	88C84203L3616R0****	4773	5250	83.5	20	23	46	212	29.5
	88C84203L0R3616	4773	5250	83.5	20	23	46	212	29.5
	88C84203L3617R0***	4893	5384	83.5	20	23	46	180	29.5
	88C84203L0R3617	4893	5384	83.5	20	23	46	180	29.5
	88C84203L3618R0**	5106	5614	83.5	20	23	46	189	29.5
	88C84203L0R3618	5106	5614	83.5	20	23	46	189	29.5
	88C84243L3611R0	5194	5715	83.5	24	23	46	221	35
	88C84243L0R3611	5194	5715	83.5	24	23	46	221	35
	88C84243L3615R0	5087	5598	83.5	24	23	46	230	35
	88C84243L0R3615	5087	5598	83.5	24	23	46	230	35
	88C84243L3616R0	4923	5416	83.5	24	23	46	235	35
	88C84243L0R3616	4923	5416	83.5	24	23	46	235	35
	88C84243L3617R0	5043	5548	83.5	24	23	46	208	35
	88C84243L0R3617	5043	5548	83.5	24	23	46	208	35
	88C84243L3618R0	5256	5781	83.5	24	23	46	218	35
	88C84243L0R3618	5256	5781	83.5	24	23	46	218	35
	88C90203L3611R0	5345	5881	89.5	20	23	52	201	31.5
	88C90203L0R3611	5345	5881	89.5	20	23	52	201	31.5
	88C90203L3615R0	5240	5762	89.5	20	23	52	216	31.5
	88C90203L0R3615	5240	5762	89.5	20	23	52	216	31.5
	88C90203L3616R0	5075	5582	89.5	20	23	52	221	31.5
	88C90203L0R3616	5075	5582	89.5	20	23	52	221	31.5
	88C90203L3617R0	5194	5715	89.5	20	23	52	189	31.5
	88C90203L0R3617	5194	5715	89.5	20	23	52	189	31.5
	88C90203L3618R0	5406	5945	89.5	20	23	52	197	31.5
	88C90203L0R3618	5406	5945	89.5	20	23	52	197	31.5
	88C90243L3611R0	5496	6045	89.5	24	23	52	230	37
	88C90243L0R3611	5496	6045	89.5	24	23	52	230	37
	88C90243L3615R0	5390	5929	89.5	24	23	52	239	37
	88C90243L0R3615	5390	5929	89.5	24	23	52	239	37
	88C90243L3616R0	5223	5746	89.5	24	23	52	244	37
	88C90243L0R3616	5223	5746	89.5	24	23	52	244	37
	88C90243L3617R0	5345	5881	89.5	24	23	52	217	37
	88C90243L0R3617	5345	5881	89.5	24	23	52	217	37
	88C90243L3618R0	5556	6111	89.5	24	23	52	227	37
	88C90243L0R3618	5556	6111	89.5	24	23	52	227	37

**ORDERING NOTES:** For the hinged modesty panel option add Y after C and add a 10% upcharge. e.g. 88CY60243L0R3011. If a runoff with power/data option is to be mounted onto a 3/4 height credenza please specify location **ML** -Mounted Left or **MR**-Mounted Right. This will ensure that access grommets will be drilled in the credenza top and back. Pedestals with box and file drawers are available with a soft-closing drawer option. Please add "S" to the model # and **\$152 list** per pedestal. e.g. 88C6024LDRFS. Lateral file drawers are not available with this option.

**Height Adjustable** - To specify with Height Adjustable Desk as a Runoff add "H" after the designated pedestal position and **\$261 list**. Example: 88C90243L0RH3618

**DIMENSION KEY**

W — width  
 D — depth  
 H — height of worksurface  
 KW— kneehole width

Dimensions are in inches and approximate. Contact Customer Service if dimensions are critical.

**CODE DESCRIPTION**

3 - 3/4 height pedestal  
 L - left-handed pedestal position  
 R - right-handed pedestal position  
 30 - 30" wide pedestal  
 36 - 36" wide pedestal  
 11 - closed storage  
 15 - open, lateral file  
 16 - box, lateral file  
 17 - open bookcase shelf  
 18 - open, closed bookcase

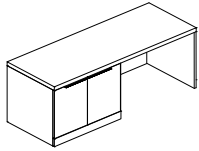
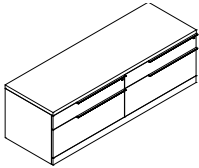
**STANDARD FINISHES**

For a complete list of standard wood finishes, please see page 4.

**GROMMETS**

One grommet in a standard position is optional at no charge.

# ADESSO 3/4 HEIGHT CREDENZAS

Description	Model	Oak Cherry Maple	Anigre Walnut	W	D	H	KW	Shipping Weight	Cubic Feet	
	3/4 Height Single Pedestal Credenza	88C96203L3611R0*	5646	6211	95.5	20	23	58	210	36.5
		88C96203L0R3611	5646	6211	95.5	20	23	58	210	36.5
		88C96203L3615R0	5539	6093	95.5	20	23	58	224	36.5
		88C96203L0R3615	5539	6093	95.5	20	23	58	224	36.5
		88C96203L3616R0	5373	5913	95.5	20	23	58	229	36.5
		88C96203L0R3616	5373	5913	95.5	20	23	58	229	36.5
		88C96203L3617R0	5496	6045	95.5	20	23	58	197	36.5
		88C96203L0R3617	5496	6045	95.5	20	23	58	197	36.5
		88C96203L3618R0	5706	6277	95.5	20	23	58	206	36.5
		88C96203L0R3618	5706	6277	95.5	20	23	58	206	36.5
		88C96243L3611R0	5796	6375	95.5	24	23	58	240	40
		88C96243L0R3611	5796	6375	95.5	24	23	58	240	40
		88C96243L3615R0	5691	6260	95.5	24	23	58	249	40
		88C96243L0R3615	5691	6260	95.5	24	23	58	249	40
		88C96243L3616R0	5527	6078	95.5	24	23	58	254	40
		88C96243L0R3616	5527	6078	95.5	24	23	58	254	40
		88C96243L3617R0	5646	6211	95.5	24	23	58	227	40
		88C96243L0R3617	5646	6211	95.5	24	23	58	227	40
		88C96243L3618R0	5857	6441	95.5	24	23	58	237	40
		88C96243L0R3618	5857	6441	95.5	24	23	58	237	40
	Full Face 3/4 Height Credenza	88C60203L3011R3011	6007	6608	59.75	20	23	-	186	21.5
		88C60203L3011R3015	5796	6375	59.75	20	23	-	196	21.5
		88C60203L3011R3016	5796	6375	59.75	20	23	-	196	21.5
		88C60203L3011R3017	5660	6227	59.75	20	23	-	171	21.5
		88C60203L3011R3018	6007	6608	59.75	20	23	-	186	21.5
		88C60203L3015R3011	5796	6375	59.75	20	23	-	196	21.5
		88C60203L3016R3011	5796	6375	59.75	20	23	-	196	21.5
		88C60203L3017R3011	5660	6227	59.75	20	23	-	171	21.5
		88C60203L3018R3011	6007	6608	59.75	20	23	-	186	21.5
		88C60203L3016R3016*	5450	5994	59.75	20	23	-	207	21.5
		88C60203L3016R3015	5450	5994	59.75	20	23	-	207	21.5
		88C60203L3016R3017	5646	6211	59.75	20	23	-	179	21.5
		88C60203L3016R3018	5796	6375	59.75	20	23	-	196	21.5
		88C60203L3015R3016	5450	5994	59.75	20	23	-	207	21.5
		88C60203L3017R3016	5646	6211	59.75	20	23	-	179	21.5
		88C60203L3018R3016	5796	6375	59.75	20	23	-	196	21.5
		88C60203L3017R3017	5316	5847	59.75	20	23	-	156	21.5
		88C60203L3017R3015	5646	6211	59.75	20	23	-	179	21.5
		88C60203L3017R3018	5660	6227	59.75	20	23	-	171	21.5
		88C60203L3015R3017	5646	6211	59.75	20	23	-	179	21.5
		88C60203L3018R3017	5660	6227	59.75	20	23	-	171	21.5
		88C60203L3018R3015	5796	6375	59.75	20	23	-	196	21.5
		88C60203L3015R3018	5796	6375	59.75	20	23	-	196	21.5
		88C60243L3011R3011	6158	6772	59.75	24	23	-	193	25
		88C60243L3011R3015	5946	6542	59.75	24	23	-	204	25
		88C60243L3011R3016	5946	6542	59.75	24	23	-	204	25
		88C60243L3011R3017	5811	6391	59.75	24	23	-	178	25
		88C60243L3011R3018	6158	6772	59.75	24	23	-	193	25

**ORDERING NOTES:** The -15 open/file module can be used in place of the -16 box/file module at the same price. The -18 open/closed module can be used in place of the -11 closed module at the same price. Please contact customer service for other available combinations. Pedestals with box and file drawers are available with a soft-closing drawer option. Please add "S" to the model # and **\$152 list** per pedestal. e.g.88C6024LDRFS. Lateral file drawers are not available with this option.

**ORDERING PROCEDURE**

- To order, please specify the following:
- 1) Krug product model number
  - 2) Wood species and finish
  - 3) Grommet location and style if applicable.

\* Indicates model illustrated by line drawing

**CODE DESCRIPTION**

- 3 - 3/4 height credenza
- L - left-handed position
- R - right-handed position
- 30 - 30" wide pedestal
- 36 - 36" wide pedestal
- 11 - closed bookcase
- 15 - open, lateral file
- 16 - box, lateral file
- 17 - bookcase
- 18 - open, closed bookcase

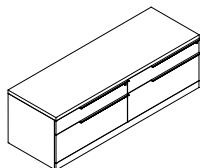
**STANDARD FINISHES**

For a complete list of standard wood finishes, please see page 4.

**GROMMETS**

One grommet in a standard position is optional at no charge.

# ADESSO 3/4 HEIGHT CREDENZAS

Description	Model	Oak		W	D	H	Shipping Weight	Cubic Feet
		Cherry Maple	Anigre Walnut					
Full Face 3/4 Height Credenza, Continued  	88C60243L3015R3011	5946	6542	59.75	24	23	204	25
	88C60243L3015R3016	5602	6161	59.75	24	23	214	25
	88C60243L3015R3017	5796	6375	59.75	24	23	186	25
	88C60243L3015R3018	5946	6542	59.75	24	23	204	25
	88C60243L3016R3011	5946	6542	59.75	24	23	204	25
	88C60243L3016R3016*	5602	6161	59.75	24	23	214	25
	88C60243L3016R3015	5602	6161	59.75	24	23	214	25
	88C60243L3016R3017	5796	6375	59.75	24	23	186	25
	88C60243L3016R3018	5946	6542	59.75	24	23	204	25
	88C60243L3017R3011	5811	6391	59.75	24	23	178	25
	88C60243L3017R3015	5796	6375	59.75	24	23	186	25
	88C60243L3017R3016	5796	6375	59.75	24	23	186	25
	88C60243L3017R3017	5466	6012	59.75	24	23	163	25
	88C60243L3017R3018	5811	6391	59.75	24	23	178	25
	88C60243L3018R3011	6158	6772	59.75	24	23	193	25
	88C60243L3018R3017	5811	6391	59.75	24	23	178	25
	88C60243L3018R3015	5946	6542	59.75	24	23	204	25
	88C60243L3018R3016	5946	6542	59.75	24	23	204	25
	88C72203L3611R3611	6308	6939	71.5	24	23	197	25.5
	88C72203L3611R3615	6098	6708	71.5	20	23	208	25.5
	88C72203L3611R3616	6098	6708	71.5	20	23	208	25.5
	88C72203L3611R3617	5962	6557	71.5	20	23	182	25.5
	88C72203L3611R3618	6308	6939	71.5	20	23	197	25.5
	88C72203L3615R3611	6098	6708	71.5	20	23	208	25.5
	88C72203L3616R3611	6098	6708	71.5	20	23	208	25.5
	88C72203L3617R3611	5962	6557	71.5	20	23	182	25.5
	88C72203L3618R3611	6308	6939	71.5	20	23	197	25.5
	88C72203L3616R3615	5751	6325	71.5	20	23	197	25.5
	88C72203L3616R3616	5751	6325	71.5	20	23	220	25.5
	88C72203L3616R3617	5946	6542	71.5	20	23	190	25.5
	88C72203L3616R3618	6098	6708	71.5	20	23	208	25.5
	88C72203L3617R3616	5946	6542	71.5	20	23	190	25.5
	88C72203L3618R3616	6098	6708	71.5	20	23	208	25.5
	88C72203L3617R3617	5615	6180	71.5	20	23	167	25.5
	88C72203L3617R3615	5946	6542	71.5	20	23	190	25.5
	88C72203L3617R3618	5962	6557	71.5	20	23	182	25.5
	88C72203L3615R3617	5946	6542	71.5	20	23	190	25.5
	88C72203L3618R3617	5962	6557	71.5	20	23	182	25.5
	88C72203L3618R3615	6098	6708	71.5	20	23	208	25.5
	88C72203L3615R3618	6098	6708	71.5	20	23	208	25.5
88C72243L3611R3611	6461	7105	71.5	24	23	200	30	
88C72243L3611R3615	6247	6872	71.5	24	23	216	30	
88C72243L3611R3616	6247	6872	71.5	24	23	216	30	
88C72243L3611R3617	6112	6722	71.5	24	23	185	30	
88C72243L3611R3618	6461	7105	71.5	24	23	200	30	
88C72243L3615R3611	6247	6872	71.5	24	23	216	30	
88C72243L3616R3611	6247	6872	71.5	24	23	216	30	
88C72243L3617R3611	6112	6722	71.5	24	23	185	30	
88C72243L3618R3611	6461	7105	71.5	24	23	200	30	

**ORDERING NOTES:** The -15 open/file module can be used in place of the -16 box/file module at the same price. The -18 open/closed module can be used in place of the -11 closed module at the same price. Please contact customer service for other available combinations. Pedestals with box and file drawers are available with a soft-closing drawer option. Please add "S" to the model # and **\$152 list** per pedestal. e.g.88C6024LDRFS. Lateral file drawers are not available with this option.

**DIMENSION KEY**

W — width  
 D — depth  
 H — height of worksurface  
 KW— kneehole width

Dimensions are in inches and approximate. Contact Customer Service if dimensions are critical.

**CODE DESCRIPTION**

3 - 3/4 height credenza  
 L - left-handed position  
 R - right-handed position  
 30 - 30" wide pedestal  
 36 - 36" wide pedestal  
 11 - closed bookcase  
 15 - top open, lateral file  
 16 - box, lateral file  
 17 - bookcase  
 18 - top open, closed bookcase

**STANDARD FINISHES**

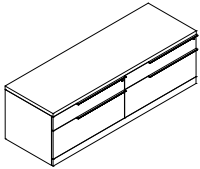
For a complete list of standard wood finishes, please see page 4.

**GROMMETS**

One grommet in a standard position is optional at no charge.



# ADESSO 3/4 HEIGHT CREDENZAS

Description	Model	Oak Cherry Maple	Anigre Walnut	W	D	H	Shipping Weight	Cubic Feet
Full Face 3/4 Height Credenza, Continued	88C72243L3616R3616	5902	6493	71.5	24	23	227	30
	88C72243L3616R3615	5902	6493	71.5	24	23	227	30
	88C72243L3616R3617	6098	6708	71.5	24	23	197	30
	88C72243L3616R3618	6247	6872	71.5	24	23	216	30
	88C72243L3615R3616	5902	6493	71.5	24	23	227	30
	88C72243L3617R3616	6098	6708	71.5	24	23	197	30
	88C72243L3618R3616	6247	6872	71.5	24	23	216	30
	88C72243L3617R3617	5766	6343	71.5	24	23	170	30
	88C72243L3617R3615	6098	6708	71.5	24	23	197	30
	88C72243L3617R3618	6112	6722	71.5	24	23	185	30
	88C72243L3615R3617	6098	6708	71.5	24	23	197	30
	88C72243L3618R3617	6112	6722	71.5	24	23	185	30
	88C72243L3618R3615	6247	6872	71.5	24	23	216	30
	88C72243L3615R3618	6247	6872	71.5	24	23	216	30
	88C84203L2411C3015R3016	6744	7418	83.5	20	23	293	29.5
	88C84203L2411C3016R3011	7016	7715	83.5	20	23	276	29.5
	88C84203L2411C3016R3015	6744	7418	83.5	20	23	293	29.5
	88C84203L2411C3016R3016*	6744	7418	83.5	20	23	293	29.5
	88C84203L2411C3016R3017	6881	7569	83.5	20	23	266	29.5
	88C84203L2411C3017R3011	7152	7866	83.5	20	23	269	29.5
	88C84203L2411C3017R3016	6881	7569	83.5	20	23	269	29.5
	88C84203L3011C3016R2411	7016	7715	83.5	20	23	276	29.5
88C84203L3011C3017R2411	7152	7866	83.5	20	23	269	29.5	
88C84203L3011C3018R2411	7152	7866	83.5	20	23	284	29.5	
88C84203L3015C3016R2411	6744	7418	83.5	20	23	293	29.5	
88C84203L3016C3015R2411	6744	7418	83.5	20	23	293	29.5	
88C84203L3016C3016R2411	6744	7418	83.5	20	23	293	29.5	
88C84203L3016C3017R2411	6881	7569	83.5	20	23	266	29.5	
88C84203L3017C3016R2411	6881	7569	83.5	20	23	266	29.5	
88C84243L2411C3015R3016	6895	7585	83.5	24	23	328	35	
88C84243L2411C3016R3011	7164	7882	83.5	24	23	315	35	
88C84243L2411C3016R3015	6895	7585	83.5	24	23	328	35	
88C84243L2411C3016R3016	6895	7585	83.5	24	23	328	35	
88C84243L2411C3016R3017	7031	7733	83.5	24	23	305	35	
88C84243L2411C3017R3011	7302	8032	83.5	24	23	269	35	
88C84243L2411C3017R3016	7031	7733	83.5	24	23	305	35	
88C84243L3011C3016R2411	7164	7882	83.5	24	23	315	35	
88C84243L3011C3017R2411	7302	8032	83.5	24	23	269	35	
88C84243L3011C3018R2411	7302	8032	83.5	24	23	284	35	
88C84243L3015C3016R2411*	6895	7585	83.5	24	23	328	35	
88C84243L3016C3015R2411	6895	7585	83.5	24	23	328	35	
88C84243L3016C3016R2411	6895	7585	83.5	24	23	328	35	
88C84243L3016C3017R2411	7031	7733	83.5	24	23	305	35	
88C84243L3017C3016R2411	7031	7733	83.5	24	23	305	35	
88C90203L3011C3015R3017	7709	8478	89.5	20	23	271	32	
88C90203L3011C3016R3017	7709	8478	89.5	20	23	271	32	
88C90203L3011C3017R3015	7709	8478	89.5	20	23	271	32	
88C90203L3011C3017R3016	7709	8478	89.5	20	23	271	32	

**ORDERING NOTES:**

The -15 open/file module can be used in place of the -16 box/file module at the same price. The -18 open/closed module can be used in place of the -11 closed module at the same price. Please contact customer service for other available combinations. Pedestals with box and file drawers are available with a soft-closing drawer option. Please add "S" to the model # and **\$152 list** per pedestal. e.g.88C6024LDRFS. Lateral file drawers are not available with this option.

**ORDERING PROCEDURE**

To order, please specify the following:

- 1) Krug product model number
- 2) Wood species and finish
- 3) Grommet location and style if applicable.

\* Indicates model illustrated by line drawing

**CODE DESCRIPTION**

- 3 - 3/4 height pedestal
- L - left-handed pedestal position
- R - right-handed pedestal position
- 30 - 30" wide pedestal
- 36 - 36" wide pedestal
- 11 - closed storage
- 15 - open, lateral file
- 16 - box, lateral file
- 17 - open bookcase shelf
- 18 - open, closed bookcase

**STANDARD FINISHES**

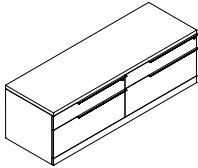
For a complete list of standard wood finishes, please see page 4.

**GROMMETS**

One grommet in a standard position is optional at no charge.



# ADESSO 3/4 HEIGHT CREDENZAS

Description	Model	Oak Cherry Maple	Anigre Walnut	W	D	H	Shipping Weight	Cubic Feet	
	Full Face 3/4 Height Credenza, Continued	88C90203L3011C3018R3011	8010	8810	89.5	20	23	274	32
		88C90203L3011C3018R3015	7843	8627	89.5	20	23	274	32
		88C90203L3011C3018R3016	7843	8627	89.5	20	23	271	32
		88C90203L3011C3018R3017	7873	8661	89.5	20	23	274	32
		88C90203L3011C3018R3018	8010	8810	89.5	20	23	274	32
		88C90203L3015C3011R3011	7843	8627	89.5	20	23	286	32
		88C90203L3015C3011R3015	7679	8446	89.5	20	23	318	32
		88C90203L3015C3011R3016	7679	8446	89.5	20	23	318	32
		88C90203L3015C3011R3017	7709	8478	89.5	20	23	271	32
		88C90203L3015C3011R3018	7843	8627	89.5	20	23	271	32
		88C90203L3015C3015R3011	7679	8446	89.5	20	23	318	32
		88C90203L3015C3015R3016	7393	8131	89.5	20	23	311	32
		88C90203L3015C3015R3017	7543	8296	89.5	20	23	300	32
		88C90203L3015C3015R3018	7679	8446	89.5	20	23	318	32
		88C90203L3015C3016R3011	7679	8446	89.5	20	23	318	32
		88C90203L3015C3016R3015	7393	8131	89.5	20	23	311	32
		88C90203L3015C3017R3015	7453	8198	89.5	20	23	300	32
		88C90203L3015C3017R3016	7453	8198	89.5	20	23	300	32
		88C90203L3015C3018R3015	7679	8446	89.5	20	23	318	32
		88C90203L3016C3016R3016*	7393	8131	89.5	20	23	311	32
		88C90203L3016C3017R3011	7709	8478	89.5	20	23	271	32
		88C90203L3016C3017R3016	7543	8296	89.5	20	23	300	32
		88C90203L3016C3017R3018	7709	8478	89.5	20	23	271	32
		88C90203L3017C3016R3011	7709	8478	89.5	20	23	271	32
		88C90203L3018C3011R3018	8010	8810	89.5	20	23	274	32
		88C90203L3018C3015R3018	7843	8627	89.5	20	23	274	32
		88C90203L3018C3017R3015	7709	8478	89.5	20	23	271	32
		88C90203L3018C3017R3016	7709	8478	89.5	20	23	271	32
		88C90203L3018C3017R3018	7873	8661	89.5	20	23	264	32
		88C90203L3018C3018R3011	8010	8810	89.5	20	23	264	32
		88C90243L3011C3015R3017	7766	8544	89.5	24	23	282	37
		88C90243L3011C3016R3017	7766	8544	89.5	24	23	282	37
		88C90243L3011C3017R3015	7766	8544	89.5	24	23	282	37
		88C90243L3011C3017R3016	7766	8544	89.5	24	23	282	37
		88C90243L3011C3018R3011	8070	8875	89.5	24	23	271	37
		88C90243L3011C3018R3015	7965	8760	89.5	24	23	292	37
		88C90243L3011C3018R3016	7965	8760	89.5	24	23	300	37
		88C90243L3011C3018R3017	7934	8727	89.5	24	23	260	37
		88C90243L3011C3018R3018	8070	8875	89.5	24	23	271	37
		88C90243L3015C3011R3011	7965	8760	89.5	24	23	292	37
	88C90243L3015C3011R3015	7785	8562	89.5	24	23	304	37	
	88C90243L3015C3011R3016	7785	8562	89.5	24	23	314	37	
	88C90243L3015C3011R3017	7766	8544	89.5	24	23	282	37	
	88C90243L3015C3011R3018	7965	8760	89.5	24	23	292	37	
	88C90243L3015C3015R3011	7785	8562	89.5	24	23	304	37	
	88C90243L3015C3015R3016	7572	8330	89.5	24	23	312	37	
	88C90243L3015C3015R3017	7679	8446	89.5	24	23	293	37	
	88C90243L3015C3015R3018	7785	8562	89.5	24	23	304	37	

**ORDERING NOTES:**

The -15 open/file module can be used in place of the -16 box/file module at the same price.

The -18 open/closed module can be used in place of the -11 closed module at the same price.

Please contact customer service for other available combinations. Pedestals with box and file drawers are available with a soft-closing drawer option. Please add "S" to the model # and **\$152 list** per pedestal. e.g.88C6024LDRFS. Lateral file drawers are not available with this option.

**DIMENSION KEY**

W — width  
 D — depth  
 H — height of worksurface  
 KW— kneehole width

Dimensions are in inches and approximate. Contact Customer Service if dimensions are critical.

**CODE DESCRIPTION**

3 - 3/4 height pedestal  
 L - left-handed pedestal position  
 R - right-handed pedestal position  
 30 - 30" wide pedestal  
 36 - 36" wide pedestal  
 11 - closed storage  
 15 - open, lateral file  
 16 - box, lateral file  
 17 - open bookcase shelf  
 18 - open, closed bookcase

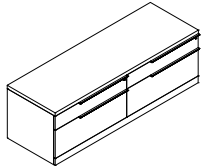
**STANDARD FINISHES**

For a complete list of standard wood finishes, please see page 4.

**GROMMETS**

One grommet in a standard position is optional at no charge.

# ADESSO 3/4 HEIGHT CREDENZAS

Description	Model	Oak		W	D	H	Shipping Weight	Cubic Feet
		Cherry Maple	Anigre Walnut					
	88C90243L3015C3016R3011	7785	8562	89.5	24	23	318	37
	88C90243L3015C3016R3015	7572	8330	89.5	24	23	312	37
	88C90243L3015C3017R3015	7647	8412	89.5	24	23	293	37
	88C90243L3015C3017R3016	7647	8412	89.5	24	23	293	37
	88C90243L3015C3018R3015	7785	8562	89.5	24	23	304	37
	88C90243L3016C3016R3016	7572	8330	89.5	24	23	312	37
	88C90243L3016C3017R3011	7766	8544	89.5	24	23	282	37
	88C90243L3016C3017R3016*	7647	8412	89.5	24	23	293	37
	88C90243L3016C3017R3018	7766	8544	89.5	24	23	282	37
	88C90243L3017C3016R3011	7766	8544	89.5	24	23	282	37
	88C90243L3018C3011R3018	8070	8875	89.5	24	23	271	37
	88C90243L3018C3015R3018	7905	8695	89.5	24	23	292	37
	88C90243L3018C3017R3015	7766	8544	89.5	24	23	282	37
	88C90243L3018C3017R3016	7766	8544	89.5	24	23	282	37
	88C90243L3018C3017R3018	7934	8727	89.5	24	23	260	37
	88C90243L3018C3018R3011	8070	8875	89.5	24	23	271	37
	88C96203L2411C3615R3616	8264	9090	95.5	20	23	326	36.5
	88C96203L2411C3616R3611	8537	9388	95.5	20	23	307	36.5
	88C96203L2411C3616R3615	8264	9090	95.5	20	23	326	36.5
	88C96203L2411C3616R3616	8264	9090	95.5	20	23	326	36.5
	88C96203L2411C3616R3617	8398	9240	95.5	20	23	294	36.5
	88C96203L2411C3617R3611	8565	9421	95.5	20	23	262	36.5
	88C96203L2411C3617R3616	8398	9240	95.5	20	23	294	36.5
	88C96203L2411C3618R3611	8700	9572	95.5	20	23	278	36.5
	88C96203L3611C3616R2411	8537	9388	95.5	20	23	307	36.5
	88C96203L3611C3617R2411	8565	9421	95.5	20	23	262	36.5
	88C96203L3611C3618R2411	8700	9572	95.5	20	23	278	36.5
	88C96203L3615C3616R2411	8264	9090	95.5	20	23	326	36.5
	88C96203L3616C3615R2411	8264	9090	95.5	20	23	326	36.5
	88C96203L3616C3616R2411	8264	9090	95.5	20	23	326	36.5
	88C96203L3616C3617R2411	8398	9240	95.5	20	23	304	36.5
	88C96203L3617C3616R2411	8398	9240	95.5	20	23	304	36.5
	88C96203L3011C3016R3617	8398	9240	95.5	20	23	304	36.5
	88C96203L3011C3617R3016	8398	9240	95.5	20	23	304	36.5
	88C96203L3011C3618R3011	8700	9572	95.5	20	23	290	36.5
	88C96203L3015C3611R3015	8415	9257	95.5	20	23	310	36.5
	88C96203L3015C3616R3015	8190	9009	95.5	24	23	348	40
	88C96203L3015C3617R3015	8280	9109	95.5	24	23	336	40
	88C96203L3015C3617R3016	8280	9109	95.5	24	23	336	40
	88C96203L3015C3618R3015	8415	9257	95.5	24	23	332	40
88C96203L3016C3615R3016	8190	9009	95.5	24	23	348	40	
88C96203L3016C3616R3016	8190	9009	95.5	24	23	348	40	
88C96203L3016C3616R3017	8280	9109	95.5	24	23	304	40	
88C96203L3016C3617R3011	8398	9240	95.5	24	23	304	40	
88C96203L3016C3617R3015	8280	9109	95.5	24	23	304	40	
88C96203L3016C3617R3016	8280	9109	95.5	24	23	336	40	
88C96203L3016C3617R3018	8398	9240	95.5	24	23	304	40	
88C96203L3617C3016R3016	8280	9109	95.5	24	23	336	40	

**ORDERING NOTES:**

The -15 open/file module can be used in place of the -16 box/file module at the same price.  
 The -18 open/closed module can be used in place of the -11 closed module at the same price.  
 Please contact customer service for other available combinations. Pedestals with box and file drawers are available with a soft-closing drawer option. Please add "S" to the model # and **\$152 list** per pedestal. e.g.88C6024LDRFS. Lateral file drawers are not available with this option.

**ORDERING PROCEDURE**

To order, please specify the following:  
 1) Krug product model number  
 2) Wood species and finish  
 3) Grommet location and style if applicable.

\* Indicates model illustrated by line drawing

**CODE DESCRIPTION**

- 3 - 3/4 height credenza
- L - left-handed position
- R - right-handed position
- 30 - 30" wide pedestal
- 36 - 36" wide pedestal
- 11 - closed bookcase
- 15 - top open, lateral file
- 16 - box, lateral file
- 17 - bookcase
- 18 - top open, closed bookcase

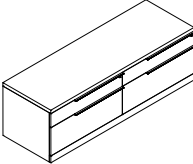
**STANDARD FINISHES**

For a complete list of standard wood finishes, please see page 4.

**GROMMETS**

One grommet in a standard position is optional at no charge.

# ADESSO 3/4 HEIGHT CREDENZAS

Description	Model	Oak			W	D	H	Shipping Weight	Cubic Feet
		Cherry	Maple	Anigre Walnut					
	88C96203L3617C3016R3011	8398	9240	95.5	24	23	304	40	
	88C96203L3018C3611R3018	8415	9257	95.5	24	23	290	40	
	88C96203L3018C3615R3018	8537	9388	95.5	24	23	332	40	
	88C96203L3018C3617R3016	8398	9240	95.5	24	23	304	40	
	88C96243L2411C3615R3616	8415	9257	95.5	20	23	334	36.5	
	88C96243L2411C3616R3611	8718	9588	95.5	20	23	320	36.5	
	88C96243L2411C3616R3615	8415	9257	95.5	20	23	334	36.5	
	88C96243L2411C3616R3616	8415	9257	95.5	20	23	334	36.5	
	88C96243L2411C3616R3617	8550	9406	95.5	20	23	320	36.5	
	88C96243L2411C3617R3611	8718	9588	95.5	20	23	288	36.5	
	88C96243L2411C3617R3616	8550	9406	95.5	20	23	320	36.5	
	88C96243L2411C3618R3611	8852	9736	95.5	20	23	304	36.5	
	88C96243L3611C3616R2411	8718	9588	95.5	20	23	320	36.5	
	88C96243L3611C3617R2411	8718	9588	95.5	20	23	288	36.5	
	88C96243L3611C3618R2411	8852	9736	95.5	20	23	304	36.5	
	88C96243L3615C3616R2411	8415	9257	95.5	20	23	334	36.5	
	88C96243L3616C3615R2411	8415	9257	95.5	20	23	334	36.5	
	88C96243L3616C3616R2411	8415	9257	95.5	20	23	334	36.5	
	88C96243L3616C3617R2411	8550	9406	95.5	20	23	320	36.5	
	88C96243L3617C3616R2411	8550	9406	95.5	20	23	320	36.5	
	88C96243L3011C3016R3617	8550	9406	95.5	20	23	316	36.5	
	88C96243L3011C3617R3016	8550	9406	95.5	20	23	316	36.5	
	88C96243L3011C3618R3011*	8852	9736	95.5	20	23	202	36.5	
	88C96243L3015C3611R3015	8565	9421	95.5	20	23	222	36.5	
	88C96243L3015C3616R3015	8190	9009	95.5	24	23	360	40	
	88C96243L3015C3617R3015	8431	9273	95.5	24	23	328	40	
	88C96243L3015C3617R3016	8431	9273	95.5	24	23	328	40	
	88C96243L3015C3618R3015	8565	9421	95.5	24	23	324	40	
	88C96243L3016C3615R3016	8340	9173	95.5	24	23	360	40	
	88C96243L3016C3616R3016	8340	9173	95.5	24	23	360	40	
88C96243L3016C3616R3017	8431	9273	95.5	24	23	328	40		
88C96243L3016C3617R3011	8550	9406	95.5	24	23	316	40		
88C96243L3016C3617R3015	8431	9273	95.5	24	23	328	40		
88C96243L3016C3617R3016	8431	9273	95.5	24	23	328	40		
88C96243L3016C3617R3018	8550	9406	95.5	24	23	316	40		
88C96243L3617C3016R3016	8431	9273	95.5	24	23	328	40		
88C96243L3617C3016R3011	8550	9406	95.5	24	23	316	40		
88C96243L3018C3611R3018	8852	9736	95.5	24	23	290	40		
88C96243L3018C3615R3018	8565	9421	95.5	24	23	324	40		
88C96243L3018C3617R3016	8550	9406	95.5	24	23	316	40		

**ORDERING NOTES:**

The -15 open/file module can be used in place of the -16 box/file module at the same price.

The -18 open/closed module can be used in place of the -11 closed module at the same price.

Please contact customer service for other available combinations.

Pedestals with box and file drawers are available with a soft-closing drawer option. Please add "S" to the model # and **\$152 list** per pedestal. e.g.88C6024LDRFS. Lateral file drawers are not available with this option.

**DIMENSION KEY**

- W — width
- D — depth
- H — height of worksurface
- KW— kneehole width

Dimensions are in inches and approximate. Contact Customer Service if dimensions are critical.

**CODE DESCRIPTION**

- 3 - 3/4 height credenza
- L - left-handed position
- R - right-handed position
- 30 - 30" wide pedestal
- 36 - 36" wide pedestal
- 11 - closed bookcase
- 15 - top open, lateral file
- 16 - box, lateral file
- 17 - bookcase
- 18 - top open, closed bookcase

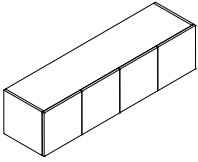
**STANDARD FINISHES**

For a complete list of standard wood finishes, please see page 4.

**GROMMETS**

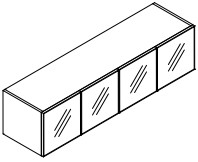
One grommet in a standard position is optional at no charge.

# ADESSO OVERHEADS

Description	Model	Oak Cherry Maple	Anigre Walnut	W	D	H	Doors	Shipping Weight	Cubic Feet
1 Hi Wall Mounted Overhead, Wood Doors  	88OHW361616	1967	2166	35.75	16	16	2	64	7.5
	88OHW421616	2160	2374	41.75	16	16	2	71	8.5
	88OHW481616	2348	2585	47.75	16	16	3	82	10
	88OHW541616	2440	2683	53.75	16	16	4	89	11
	88OHW601616	2536	2790	59.75	16	16	4	96	12
	88OHW661616	2636	2899	65.75	16	16	4	102	13
	88OHW721616	2727	2999	71.5	16	16	4	109	14.5
	88OHW781616	2891	3181	77.5	16	16	4	117	15.5
	88OHW841616	3057	3363	83.5	16	16	4	125	16.5
	88OHW901616	3221	3543	89.5	16	16	6	134	17.5
88OHW961616	3388	3727	95.5	16	16	6	146	19	

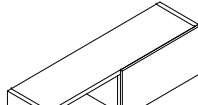
**ORDERING NOTES:**

All overheads include factory installed L.E.D. lights & mounting brackets. Add "P" to the end of the model number if Palette doors are required.

1 Hi Wall Mounted Overhead, Back Painted Glass Doors  	88OHW361616Z	2269	2496	35.75	16	16	2	64	7.5
	88OHW421616Z	2460	2705	41.75	16	16	2	71	8.5
	88OHW481616Z	2650	2916	47.75	16	16	3	82	10
	88OHW541616Z	2741	3014	53.75	16	16	4	89	11
	88OHW601616Z	2838	3121	59.75	16	16	4	96	12
	88OHW661616Z	2936	3232	65.75	16	16	4	102	13
	88OHW721616Z	3029	3330	71.5	16	16	4	109	14.5
	88OHW781616Z	3192	3512	77.5	16	16	4	117	15.5
	88OHW841616Z	3357	3693	83.5	16	16	4	125	16.5
	88OHW901616Z	3522	3876	89.5	16	16	6	134	17.5
88OHW961616Z	3688	4059	95.5	16	16	6	146	19	

**ORDERING NOTES:**

All overheads include factory installed L.E.D. lights & mounting brackets.

1 Hi Wall Mounted Overhead, Sliding Wood Doors  	88OSW481616	2650	2916	47.75	16	16	1	95	10
	88OSW601616	2838	3121	59.75	16	16	1	112	12
	88OSW661616	2936	3232	65.75	16	16	1	121	13
	88OSW721616	3029	3330	71.5	16	16	1	129	14.5
	88OSW781616	3192	3512	77.5	16	16	2	148	15.5
	88OSW841616	3357	3693	83.5	16	16	2	157	16.5
	88OSW901616	3522	3876	89.5	16	16	2	166	17.5
	88OSW961616	3688	4059	95.5	16	16	2	174	19

**ORDERING NOTES:**

All overheads include factory installed L.E.D. lights & mounting brackets. Add "P" to the end of the model number if Palette doors are required.

**ORDERING PROCEDURE**

- To order, please specify the following:
- 1) Krug product model number
  - 2) Wood species and finish
  - 3) Grommet location and style if applicable.

\* Indicates model illustrated by line drawing

**CODE DESCRIPTION**

- OSW - overhead with sliding doors
- OHW - overhead with hinged doors
- Z - back-painted glass doors

**STANDARD FINISHES**

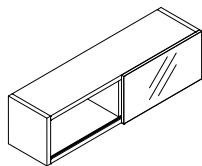
For a complete list of standard wood finishes, please see page 4.

**GROMMETS**

One grommet in a standard position is optional at no charge.

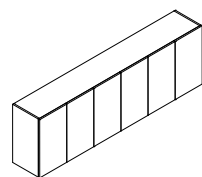
# ADESSO OVERHEADS

Description	Model	Oak Cherry Maple	Anigre Walnut	W	D	H	Doors	Shipping Weight	Cubic Feet
1 Hi Wall Mounted Overhead, Sliding Back Painted Glass Doors	88OSW481616Z	2954	3246	47.75	16	16	1	99	10
	88OSW601616Z	3138	3454	59.75	16	16	1	117	12
	88OSW661616Z	3238	3562	65.75	16	16	1	126	13
	88OSW721616Z	3329	3663	71.5	16	16	1	134	14.5
	88OSW781616Z	3493	3844	77.5	16	16	2	156	15.5
	88OSW841616Z	3661	4024	83.5	16	16	2	165	16.5
	88OSW901616Z	3781	4158	89.5	16	16	2	174	17.5
	88OSW961616Z	3991	4391	95.5	16	16	2	183	19


**ORDERING NOTES:**

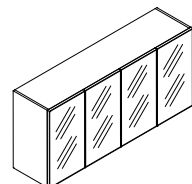
All overheads include factory installed L.E.D. lights & mounting brackets.

2 Hi Wall Mounted Overhead, Hinged Wood Doors	88OHW361630	3147	3462	35.75	16	30	2	100	13
	88OHW421630	3453	3795	41.75	16	30	2	112	15
	88OHW481630	3759	4133	47.75	16	30	3	130	17
	88OHW541630	3903	4292	53.75	16	30	4	148	18.5
	88OHW601630	4060	4466	59.75	16	30	4	166	20.5
	88OHW661630	4215	4637	65.75	16	30	4	184	22.5
	88OHW721630	4362	4796	71.5	16	30	4	202	24.5
	88OHW781630	4626	5086	77.5	16	30	4	220	26.5
	88OHW841630	4889	5380	83.5	16	30	4	238	28.5
	88OHW901630	5154	5668	89.5	16	30	6	256	30.5
88OHW961630	5420	5962	95.5	16	30	6	274	32.5	


**ORDERING NOTES:**

All overheads include factory installed L.E.D. lights & mounting brackets. Add "P" to the end of the model number if Palette doors are required.

2 Hi Wall Mounted Overhead, Back Painted Glass Doors	88OHW361630Z	3631	3994	35.75	16	30	2	100	13
	88OHW421630Z	3933	4324	41.75	16	30	2	112	15
	88OHW481630Z	4239	4665	47.75	16	30	3	130	17
	88OHW541630Z	4385	4822	53.75	16	30	4	148	18.5
	88OHW601630Z	4540	4995	59.75	16	30	4	166	20.5
	88OHW661630Z	4697	5168	65.75	16	30	4	184	22.5
	88OHW721630Z	4843	5328	71.5	16	30	4	202	24.5
	88OHW781630Z	5108	5616	77.5	16	30	4	220	26.5
	88OHW841630Z	5369	5910	83.5	16	30	4	238	28.5
	88OHW901630Z	5636	6199	89.5	16	30	6	256	30.5
88OHW961630Z	5902	6493	95.5	16	30	6	274	32.5	


**ORDERING NOTES:**

All overheads include factory installed L.E.D. lights & mounting brackets. See page 51 for tackboard fabric options and grading information.

**DIMENSION KEY**

W — width  
D — depth  
H — height of worksurface  
KW— kneehole width

Dimensions are in inches and approximate.  
Contact Customer Service if dimensions  
are critical.

**CODE DESCRIPTION**

OSW - overhead with sliding doors  
OHW - overhead with hinged doors  
Z - back-painted glass doors

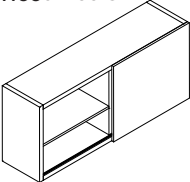
**STANDARD FINISHES**

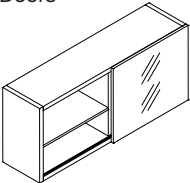
For a complete list of standard wood finishes,  
please see page 4.

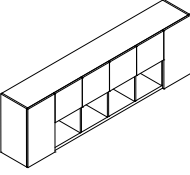
**GROMMETS**

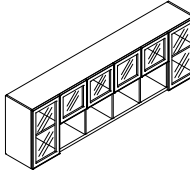
One grommet in a standard position is optional  
at no charge.

# ADESSO OVERHEADS

Description	Model	Oak		W	D	H	Doors	Shipping Weight	Cubic Feet
		Cherry Maple	Anigre Walnut						
2 Hi Wall Mounted Overhead, Sliding Wood Doors 	88OSW481630	4239	4665	47.75	16	30	1	122	17
	88OSW601630	4540	4995	59.75	16	30	1	158	20.5
	88OSW661630	4697	5168	65.75	16	30	1	175	22.5
	88OSW721630	4843	5328	71.5	16	30	1	194	24.5
	88OSW781630	5108	5616	77.5	16	30	2	211	26.5
	88OSW841630	5369	5910	83.5	16	30	2	230	28.5
	88OSW961630	5902	6493	95.5	16	30	2	256	32.5

2 Hi Wall Mounted Overhead, Sliding Back Painted Glass Doors 	88OSW481630Z	4721	5194	47.75	16	30	1	122	17
	88OSW601630Z	5023	5527	59.75	16	30	1	158	20.5
	88OSW661630Z	5179	5695	65.75	16	30	1	175	22.5
	88OSW721630Z	5324	5859	71.5	16	30	2	194	24.5
	88OSW781630Z	5588	6147	77.5	16	30	2	211	26.5
	88OSW841630Z	5853	6438	83.5	16	30	2	230	28.5
	88OSW961630Z	6385	7020	95.5	16	30	2	256	32.5

2 Hi Wall Mounted Overhead, Wood Door, Doors/Open Below, Wood Doors 	88OHW601630-1512	4361	4795	59.75	16	30	4	156	20.5
	88OHW661630-1512	4663	5130	65.75	16	30	4	174	22.5
	88OHW721630-1512	4817	5299	71.5	16	30	4	192	24.5
	88OHW781630-1512	4965	5460	77.5	16	30	4	210	26.5
	88OHW841630-1512	5229	5748	83.5	16	30	4	228	28.5
	88OHW901630-1512	5493	6042	89.5	16	30	6	246	30.5
	88OHW961630-1512	6021	6624	95.5	16	30	4	264	32.5

2-Hi Wall Mounted Overhead - Back-Painted Glass Door, Doors / Open Below, Back-Painted Glass Door 	88OHW601630-1512Z	4842	5327	59.75	16	30	4	156	20.5
	88OHW661630-1512Z	5142	5658	65.75	16	30	4	174	22.5
	88OHW721630-1512Z	5299	5830	71.5	16	30	4	192	24.5
	88OHW781630-1512Z	5444	5991	77.5	16	30	4	210	26.5
	88OHW841630-1512Z	5710	6281	83.5	16	30	4	228	28.5
	88OHW901630-1512Z	5972	6571	89.5	16	30	6	246	30.5
	88OHW961630-1512Z	6504	7154	95.5	16	30	6	264	32.5

### ORDERING PROCEDURE

To order, please specify the following:

- 1) Krug product model number
- 2) Wood species and finish
- 3) Grommet location and style if applicable.

\* Indicates model illustrated by line drawing

### CODE DESCRIPTION

- OSW - overhead with sliding doors  
 OHW - overhead with hinged doors  
 Z - back-painted glass doors

### STANDARD FINISHES

For a complete list of standard wood finishes, please see page 4.

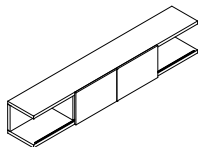
### GROMMETS

One grommet in a standard position is optional at no charge.



# ADESSO OVERHEADS & TACKBOARD UPCHARGES

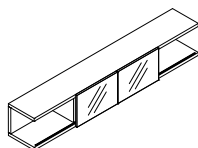
Description	Model	Oak		W	D	H	Doors	Shipping Weight	Cubic Feet
		Cherry Maple	Anigre Walnut						
1 Hi Wall Mounted Overhead, Open End,	88OSOEW721616	2847	3132	71.5	16	16	1	91	14.5
Sliding Wood Doors	88OSOEW781616*	2966	3265	77.5	16	16	2	99	15.5
	88OSOEW841616	3088	3396	77.5	16	16	2	103	16.5
	88OSOEW901616	3283	3609	89.5	16	16	2	118	18.5
	88OSOEW961616	3479	3827	95.5	16	16	2	126	19.5
	88OSOEW1201616	3706	4072	120	16	16	2	162	24
	88OSOEW1441616	3946	4339	144	16	16	2	188	28.5



**ORDERING NOTES:**

All overheads include factory installed L.E.D. lights & mounting brackets. Add "P" to the end of the model number if Palette doors are required.

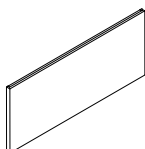
1 Hi Wall Mounted Overhead, Open End, Sliding Back Painted Glass Doors	88OSOEW721616Z	3088	3396	71.5	16	16	1	91	14.5
	88OSOEW781616Z*	3283	3609	77.5	16	16	2	99	15.5
	88OSOEW841616Z	3479	3827	77.5	16	16	2	103	16.5
	88OSOEW901616Z	3672	4040	89.5	16	16	2	118	18.5
	88OSOEW961616Z	3870	4258	95.5	16	16	2	126	19.5
	88OSOEW1201616Z	4215	4637	120	16	16	2	162	24
	88OSOEW1441616Z	4503	4952	144	16	16	2	188	28.5



**ORDERING NOTES:**

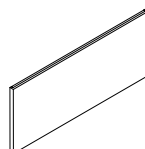
All overheads include factory installed L.E.D. lights & mounting brackets.

Description	Model										W	H	Weight	COM
		1	2	3	4	5	6	7	8	9				
Wall Mounted Tackboard 24" high - for Overheads	88TBOHW3624	333	369	407	465	605	741	875	1018	1198	35.75	23.5	12	1.5
	88TBOHW4224	369	497	529	654	785	908	1038	1199	1421	41.75	23.5	14	1.5
	88TBOHW4824	411	512	536	673	807	924	1066	1228	1478	47.75	23.5	16	1.75
	88TBOHW5424	434	537	561	706	846	971	1120	1288	1551	53.75	23.5	18	1.75
	88TBOHW6024	468	624	655	816	982	1163	1345	1527	1815	59.75	23.5	20	2
	88TBOHW6624	513	697	746	909	1089	1295	1473	1683	2006	65.75	23.5	22	2
	88TBOHW7224*	562	864	898	1192	1464	1483	1702	1942	2264	71.5	23.5	26	2.25
	88TBOHW7824	619	949	988	1311	1612	1633	1872	2135	2491	77.5	23.5	28	2.5
	88TBOHW8424	723	1109	1155	1534	1884	1908	2191	2500	2913	83.5	23.5	31	2.5
	88TBOHW9024	761	1165	1215	1611	1982	2004	2302	2629	3061	89.5	23.5	33	2.75
	88TBOHW9624	791	1212	1265	1676	2061	2087	2396	2736	3187	95.5	23.5	35	3



**NOTE:** Use between wall mounted overheads and desk height credenza.

Wall Mounted Tackboard 30" high - for Overheads	88TBOHW3630	399	444	488	559	727	888	1052	1222	1437	35.75	30	13	1.5
	88TBOHW4230	444	552	633	784	943	1088	1247	1439	1697	41.75	30	15	1.5
	88TBOHW4830	493	614	642	806	967	1108	1281	1473	1771	47.75	30	15	1.75
	88TBOHW5430	520	644	674	848	1016	1165	1346	1547	1860	53.75	30	19	1.75
	88TBOHW6030	561	749	784	979	1177	1394	1612	1833	2177	59.75	30	21	2
	88TBOHW6630	615	837	894	1090	1307	1555	1765	2018	2407	65.75	30	23	2
	88TBOHW7230*	674	1033	1074	1428	1755	1778	2039	2329	2715	71.5	30	27	2.25
	88TBOHW7830	741	1138	1187	1572	1935	1957	2247	2566	2989	77.5	30	28	2.5
	88TBOHW8430	869	1331	1386	1841	2261	2287	2630	2999	3495	83.5	30	32	2.5
	88TBOHW9030	913	1398	1458	1934	2378	2407	2763	3153	3673	89.5	30	34	2.75
	88TBOHW9630	952	1456	1518	2014	2478	2506	2878	3280	3825	95.5	30	36	3



**NOTE:** Use between wall mounted overheads and 3/4 height credenza.

**DIMENSION KEY**

W – width  
 D – depth  
 H – height of worksurface  
 KW – kneehole width

Dimensions are in inches and approximate. Contact Customer Service if dimensions are critical.

**CODE DESCRIPTION**

OSOEW - overhead with sliding doors and open ends  
 Z - back-painted glass doors

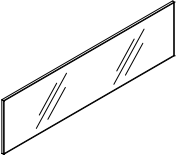
**STANDARD FINISHES**

For a complete list of standard wood finishes, please see page 4.

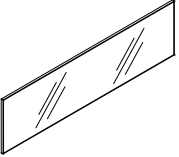
**GROMMETS**

One grommet in a standard position is optional at no charge.

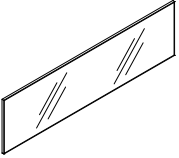
# ADESSO WALL MOUNTED & MAGNETIC BACK-PAINTED GLASS

Description	Model	Price	W	D	H	Shipping Weight	Cubic Feet
	88GPW3624	1854	35.75	-	23.5	48	1.5
	88GPW4224	1944	41.75	-	23.5	56	1.75
	88GPW4824	2033	47.75	-	23.5	64	2
	88GPW5424	2124	53.75	-	23.5	72	2.25
	88GPW6024	2243	59.75	-	23.5	80	2.5
	88GPW6624	2410	65.75	-	23.5	88	2.75
	88GPW7224	2576	71.5	-	23.5	96	3
	88GPW7824	2770	77.5	-	23.5	104	3.25
	88GPW8424	2952	83.5	-	23.5	112	3.5
	88GPW9024	3418	89.5	-	23.5	120	3.75
	88GPW9624	3554	95.5	-	23.5	128	4

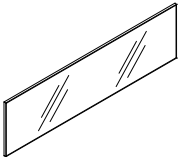
**ORDERING NOTES:** Use between wall mounted overheads and desk height credenzas. Magnets are not supplied with magnetic glass. Wall mounted Back-Painted glass panels 90" and longer are 2-pieces.

	88GPW3630	2214	35.75	-	30	60	2
	88GPW4230	2334	41.75	-	30	70	2.25
	88GPW4830	2440	47.75	-	30	80	2.5
	88GPW5430	2530	53.75	-	30	90	2.75
	88GPW6030	2696	59.75	-	30	100	3.25
	88GPW6630	2907	65.75	-	30	110	3.5
	88GPW7230	3133	71.5	-	30	120	3.75
	88GPW7830	3343	77.5	-	30	130	4
	88GPW8430	3599	83.5	-	30	140	4.25
	88GPW9030	3811	89.5	-	30	150	4.75
	88GPW9630	3991	95.5	-	30	160	5

**ORDERING NOTES:** Use between wall mounted overheads and 3/4 height credenzas. Magnets are not supplied with back painted glass. Wall mounted Back-Painted glass panels 90" and longer are 2-pieces.

	88GPW3624M	2033	35.75	-	23.5	48	1.5
	88GPW4224M	2155	41.75	-	23.5	56	1.75
	88GPW4824M	2274	47.75	-	23.5	64	2
	88GPW5424M	2394	53.75	-	23.5	72	2.25
	88GPW6024M	2545	59.75	-	23.5	80	2.5
	88GPW6624M	2756	65.75	-	23.5	88	2.75
	88GPW7224M	2966	71.5	-	23.5	96	3
	88GPW7824M	3208	77.5	-	23.5	104	3.25
	88GPW8424M	3432	83.5	-	23.5	112	3.5
	88GPW9024M	3946	89.5	-	23.5	120	3.75
	88GPW9624M	4127	95.5	-	23.5	128	4

**ORDERING NOTES:** Use between wall mounted overheads and desk height credenzas. Magnets are not supplied with magnetic glass. Wall mounted Back-Painted glass panels 90" and longer are 2-pieces.

	88GPW3630M	2440	35.75	-	30	60	2
	88GPW4230M	2590	41.75	-	30	70	2.25
	88GPW4830M	2726	47.75	-	30	80	2.5
	88GPW5430M	2860	53.75	-	30	90	2.75
	88GPW6030M	3057	59.75	-	30	100	3.25
	88GPW6630M	3313	65.75	-	30	110	3.5
	88GPW7230M	3582	71.5	-	30	120	3.75
	88GPW7830M	3841	77.5	-	30	130	4
	88GPW8430M	4141	83.5	-	30	140	4.25
	88GPW9030M	4396	89.5	-	30	150	4.75
	88GPW9630M	4622	95.5	-	30	160	5

**ORDERING NOTES:** Use between wall mounted overheads and 3/4 height credenzas. Magnets are not supplied with back painted glass. Wall mounted Back-Painted glass panels 90" and longer are 2-pieces.

## ORDERING PROCEDURE

- To order, please specify the following:
- 1) Krug product model number
  - 2) Wood species and finish
  - 3) Grommet location and style if applicable.

\* Indicates model illustrated by line drawing

## CODE DESCRIPTION

M - magnetic back-painted glass

## STANDARD FINISHES

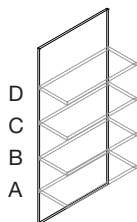
For a complete list of standard wood finishes, please see page 4.

## GROMMETS

One grommet in a standard position is optional at no charge.

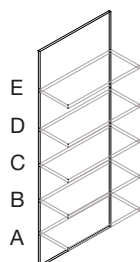
# ADESSO PANEL WALLS

Description	Model	Oak		W	D	H	Shipping Weight	Cubic Feet
		Cherry Maple	Anigre Walnut					
5 Hi Panel Walls	88WP3069	1266	1391	30	1.5	69	60	5.25
	88WP3669	1492	1641	36	1.5	69	70	6.25
	88WP4269	1764	1940	42	1.5	69	80	7.25



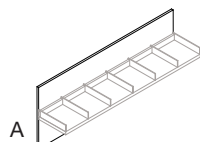
**ORDERING NOTES:** Panel Wall can be plain or machined to accommodate shelves in any of the locations shown. Please specify each location by adding the appropriate suffix to the model #. e.g. 2 shelves, one in location B and one in location D would be 88WP3069BD Please order the shelf type and number of shelves required from page 55. Wall mounting brackets are included.

6 Hi Panel Wall	88WP3083	1777	1955	30	1.5	83	68	6.25
	88WP3683	1988	2188	36	1.5	83	81	7.5
	88WP4283	2229	2451	42	1.5	83	95	8.5



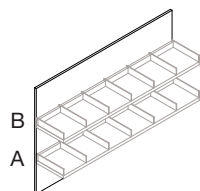
**ORDERING NOTES:** Panel Wall can be plain or machined to accommodate shelves in any of the locations shown. Please specify each location by adding the appropriate suffix to the model #. e.g. 2 shelves, one in location B and one in location D would be 88WP3069BD Please order the shelf type and number of shelves required from page 55. Wall mounting brackets are included.

Panel Wall - 24" high	88WP4824	799	879	48	1.5	23.5	40	3.25
	88WP6024	962	1061	60	1.5	23.5	46	4
	88WP7224	1131	1244	72	1.5	23.5	53	4.75
	88WP8424	1327	1458	84	1.5	23.5	60	5.5
	88WP9024	1522	1672	90	1.5	23.5	65	5.75
	88WP9624	1716	1887	96	1.5	23.5	72	6.25
	88WP10824	1957	2154	108	1.5	23.5	81	5.25
	88WP12024	2304	2535	120	1.5	23.5	90	5.75



**ORDERING NOTES:** Panel Wall can be plain or machined to accommodate shelves in any of the locations shown. Please specify each location by adding the appropriate suffix to the model #. e.g. 2 shelves, one in locations B and one in location D would be 88WP3069BD Please order the shelf type and number of shelves required from page 55. Use between Full Height Credenzas and Wall Mounted Overheads. 108" & 120" Panel Walls are shipped in two pieces. Wall mounting brackets are included.

Panel Wall - 40" high	88WP4840	1086	1194	48	1.5	40	60	5.25
	88WP6040	1222	1342	60	1.5	40	73	6.25
	88WP7240	1386	1526	72	1.5	40	86	7.5
	88WP8440	1554	1706	84	1.5	40	99	8.75
	88WP9040	1732	1907	90	1.5	40	110	9.25
	88WP9640	1957	2154	96	1.5	40	118	9.75
	88WP10840	2304	2535	108	1.5	40	132	8.25
	88WP12040	2681	2948	120	1.5	40	147	9



**ORDERING NOTES:** Panel Wall can be plain or machined to accommodate shelves in any of the locations shown. Please specify each location by adding the appropriate suffix to the model #. e.g. 2 shelves, one in locations B and one in location D would be 88WP3069BD Please order the shelf type and number of shelves required from pages 55. Use with Full Height Credenzas to obtain 5hi height. 108" & 120" Panel Walls are shipped in two pieces. Wall mounting brackets are included.

### DIMENSION KEY

W — width  
D — depth  
H — height of worksurface  
KW— kneehole width

Dimensions are in inches and approximate. Contact Customer Service if dimensions are critical.

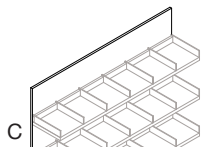
### CODE DESCRIPTION

M - magnetic back-painted glass  
D - divider

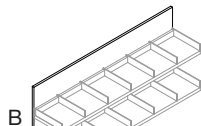
### BACK PAINTED GLASS

Standard finish is white. Please visit [www.krug.ca](http://www.krug.ca) for options on back painted glass.

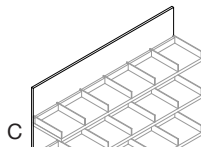
# ADESSO PANEL WALLS

Description	Model	Oak		W	D	H	Shipping Weight	Cubic Feet
		Cherry Maple	Anigre Walnut					
	88WP4853	1282	1409	48	1.5	53	79	6.75
	88WP6053	1461	1609	60	1.5	53	92	8.25
	88WP7253	1671	1840	72	1.5	53	105	9.75
	88WP8453	1897	2087	84	1.5	53	118	11.25
	88WP9053	2108	2319	90	1.5	53	131	12
	88WP9653	2334	2568	96	1.5	53	144	12.75
	88WP10853	2545	2800	108	1.5	53	162	10.25
	88WP12053	2830	3113	120	1.5	53	180	12

**ORDERING NOTES:** Panel Wall can be plain or machined to accommodate shelves in any of the locations shown. Please specify each location by adding the appropriate suffix to the model #. e.g. 2 shelves, one in locations B and on in location D would be 88WP3069BD Please order the shelf type and number of shelves required from page 55. Use with Full Height Credenzas to obtain 6hi height. 108" & 120" Panel Walls are shipped in two pieces. Wall mounting brackets are included.

	Panel Wall - 30" high	88WP4830	889	979	48	1.5	30	49	4
	88WP6030	1026	1126	60	1.5	30	58	4.75	
	88WP7230	1192	1310	72	1.5	30	67	5.75	
	88WP8430	1386	1526	84	1.5	30	75	6.75	
	88WP9030	1583	1741	90	1.5	30	88	7	
	88WP9630	1777	1955	96	1.5	30	93	7.5	
	88WP10830	2033	2238	108	1.5	30	105	6.25	
	88WP12030	2364	2602	120	1.5	30	118	7	

**ORDERING NOTES:** Panel Wall can be plain or machined to accommodate shelves in any of the locations shown. Please specify each location by adding the appropriate suffix to the model #. e.g. 2 shelves, one in locations B and on in location D would be 88WP3069BD Please order the shelf type and number of shelves required from page 55. Use between 3/4 Height Credenzas and Wall Mounted Overheads. 108" & 120" Panel Walls are shipped in two pieces. Wall mounting brackets are included. Please note that shelves in A position can not be used when a runoff for 3/4 Height Credenzas is selected.

	Panel Wall - 46" high	88WP4846	1131	1244	48	1.5	46	70	5.75
	88WP6046	1266	1391	60	1.5	46	82	7.25	
	88WP7246	1431	1573	72	1.5	46	94	8.5	
	88WP8446	1596	1755	84	1.5	46	106	9.75	
	88WP9046	1777	1955	90	1.5	46	118	10.5	
	88WP9646	2003	2205	96	1.5	46	130	11.25	
	88WP10846	2348	2585	108	1.5	46	147	9.25	
	88WP12046	2726	2998	120	1.5	46	163	10	

**ORDERING NOTES:** Panel Wall can be plain or machined to accommodate shelves in any of the locations shown. Please specify each location by adding the appropriate suffix to the model #. e.g. 2 shelves, one in locations B and on in location D would be 88WP3069BD Please order the shelf type and number of shelves required from page 55. Use with 3/4 Height Credenzas to obtain 5Hi height. 108" & 120" Panel Walls are shipped in two pieces. Wall mounting brackets are included. Please note that shelves in A position can not be used when a runoff for 3/4 Height Credenzas is selected.

**ORDERING PROCEDURE**

- To order, please specify the following:
- 1) Krug product model number
  - 2) Wood species and finish
  - 3) Grommet location and style if applicable.

\* Indicates model illustrated by line drawing

**CODE DESCRIPTION**

- M - magnetic back-painted glass
- D - divider

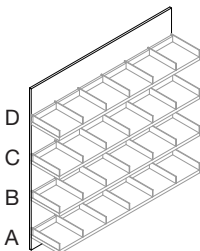
**STANDARD FINISHES**

For a complete list of standard wood finishes, please see page 4.

**GROMMETS**

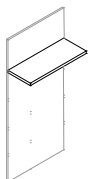
One grommet in a standard position is optional at no charge.

# ADESSO PANEL WALLS

Description	Model	Oak		W	D	H	Shipping Weight	Cubic Feet	
		Cherry Maple	Anigre Walnut						
	Panel Wall - 59" high	88WP4859	1327	1458	48	1.5	59	78	7.5
	88WP6059	1506	1659	60	1.5	59	96	9	
	88WP7259	1716	1887	72	1.5	59	114	10.75	
	88WP8459	1944	2136	84	1.5	59	132	12.5	
	88WP9059	2155	2369	90	1.5	59	152	13.25	
	88WP9659	2381	2615	96	1.5	59	170	14.25	

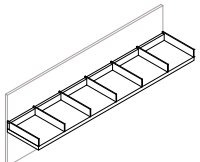
**ORDERING NOTES:**

Panel Wall can be plain or machined to accommodate shelves in any of the locations shown. Please specify each location by adding the appropriate suffix to the model #. e.g. 2 shelves, one in locations B and on in location D would be 88WP3069BD Please order the shelf type and number of shelves required from page 55. Use with 3/4 Height Credenzas to obtain 6Hi height. 108" & 120" Panel Walls are shipped in two pieces. Wall mounting brackets are included. Please note that shelves in A position can not be used when a runoff for 3/4 Height Credenzas is selected.

Description	Model	Oak		W	D	H	Shipping Weight	Cubic Feet	
		Cherry Maple	Anigre Walnut						
	Panel Wall Shelf	88WPS30	437	481	30	12	1.13	9.75	1.0
	88WPS36	453	497	36	12	1.13	11.75	1.1	
	88WPS42	468	515	42	12	1.13	13.75	1.2	
	88WPS48	483	532	48	12	1.13	15.75	1.3	
	88WPS54	513	564	54	12	1.13	17.75	1.4	
	88WPS60	542	597	60	12	1.13	19.75	1.5	
	88WPS72	633	696	72	12	1.13	23.75	1.7	
	88WPS84	723	795	84	12	1.13	27.75	1.9	
	88WPS90	812	895	90	12	1.13	29.75	2.0	
	88WPS96	952	1044	96	12	1.13	31.75	2.1	

**ORDERING NOTES:**

Shelves and Shelves with dividers can be intermixed on the same Panel Wall both horizontally or vertically.

Description	Model	Oak		W	D	H	Shipping Weight	Cubic Feet	
		Cherry Maple	Anigre Walnut						
	Panel Wall Shelf with Dividers	88WPSD30	859	946	30	12	3	13	1.2
	88WPSD36	873	960	36	12	3	15	1.4	
	88WPSD42	905	994	42	12	3	18	1.5	
	88WPSD48	934	1029	30	12	3	20	1.7	
	88WPSD54	962	1061	54	12	3	22.75	1.8	
	88WPSD60	1011	1110	60	12	3	25.25	2.0	
	88WPSD72	1143	1260	72	12	3	30.75	2.2	
	88WPSD84	1295	1423	84	12	3	35	2.5	
	88WPSD90	1446	1590	90	12	3	37.25	2.7	
	88WPSD96	1612	1773	96	12	3	40.0	2.8	

**ORDERING NOTES:**

Shelves and Shelves with dividers can be intermixed on the same Panel Wall both horizontally or vertically.

**DIMENSION KEY**

- W — width
- D — depth
- H — height of worksurface
- KW— kneehole width

Dimensions are in inches and approximate. Contact Customer Service if dimensions are critical.

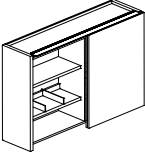
**CODE DESCRIPTION**

- M - magnetic back-painted glass
- D - divider

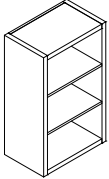
**BACK PAINTED GLASS**

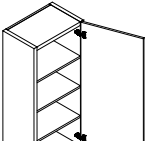
Standard finish is white. Please visit [www.krug.ca](http://www.krug.ca) for options on back painted glass.

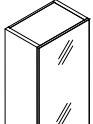
# ADESSO PIERS

Description	Model	Oak		W	D	H	Shipping Weight	Cubic Feet
		Cherry Maple	Anigre Walnut					
	88BWC601640	9019	9918	60	16	40	207	23.5
	88BWC721640	9153	10067	72	16	40	245	28
	88BWC841640	9410	10349	84	16	40	278	32.5
	88BWC961640	9650	10616	96	16	40	312	37.5
	88BWC602040	9109	10019	60	20	40	248	31
	88BWC722040	9289	10218	72	20	40	294	37
	88BWC842040	9529	10484	84	20	40	334	43.5
	88BWC962040	9778	10756	96	20	40	375	49.5

	88PR241640146	2486	2735	24	16	40	80	11.25
	88PR241646146	2560	2816	24	16	46	95	12.75
	88PR241653146	2650	2916	24	16	53	110	14.75
	88PR241659146	2741	3014	24	16	59	125	16.5

	88PR24164017	1944	2136	24	16	40	107	11.25
	88PR24164617	2018	2219	24	16	46	115	12.75
	88PR24165317	2108	2319	24	16	53	126	14.75
	88PR24165917	2197	2418	24	16	59	135	16.5

	88PR24164011L	2185	2403	24	16	40	123	11.25
	88PR24164011R	2185	2403	24	16	40	123	11.25
	88PR24164611L	2287	2518	24	16	46	134	12.75
	88PR24164611R	2287	2518	24	16	46	134	12.75
	88PR24165311L	2394	2635	24	16	53	148	14.75
	88PR24165311R	2394	2635	24	16	53	148	14.75
	88PR24165911L	2500	2747	24	16	59	159	16.5
	88PR24165911R	2500	2747	24	16	59	159	16.5

	88PR24164011ZL	2712	2983	24	16	40	130	11.25
	88PR24164011ZR	2712	2983	24	16	40	130	11.25
	88PR24164611ZL	2817	3097	24	16	46	142	12.75
	88PR24164611ZR	2817	3097	24	16	46	142	12.75
	88PR24165311ZL	2921	3214	24	16	53	156	14.75
	88PR24165311ZR	2921	3214	24	16	53	156	14.75
	88PR24165911ZL	3028	3329	24	16	59	168	16.5
	88PR24165911ZR	3028	3329	24	16	59	168	16.5

### ORDERING PROCEDURE

To order, please specify the following:

- 1) Krug product model number
- 2) Wood species and finish

### CODE DESCRIPTION

- 146 - open pier with 3 drawers
- 17 - open pier
- 11 - closed pier
- L - left hinged
- R - right hinged
- Z - back-painted glass

### STANDARD FINISHES

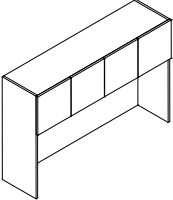
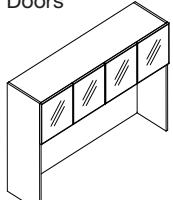
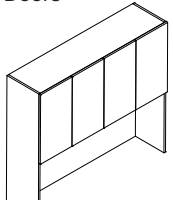
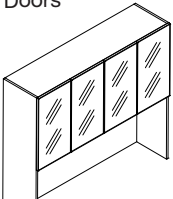
For a complete list of standard wood finishes, please see page 4.

### LOCKS

Locks are available on hinged wood door overheads at an upcharge of **\$152** list per set of (2) doors. Glass door overheads cannot be specified with locks.



## ADESSO HUTCHES

Description	Model	Oak Cherry Maple	Anigre Walnut	W	D	H	Shipping Weight	Cubic Feet
5 Hi Hutch, Hinged Wood Doors 	88HT601640	3849	4236	59.75	16	40	144	23.5
	88HT661640	4187	4608	65.75	16	40	155	26
	88HT721640	4528	4979	71.5	16	40	167	28
	88HT781640	4863	5349	77.5	16	40	178	30.5
	88HT841640	5203	5721	83.5	16	40	190	32.5
	88HT901640	5562	6119	89.5	16	40	202	35
	88HT961640	5946	6542	95.5	16	40	214	37.5
5 Hi Hutch, Hinged Back Painted Glass Doors 	88HT601640Z	4439	4885	59.75	16	40	144	23.5
	88HT661640Z	4830	5314	65.75	16	40	155	26
	88HT721640Z	5218	5741	71.5	16	40	167	28
	88HT781640Z	5611	6171	77.5	16	40	178	30.5
	88HT841640Z	5999	6600	83.5	16	40	190	32.5
	88HT901640Z	6399	7040	89.5	16	40	202	35
	88HT961640Z	6791	7468	95.5	16	40	214	37.5
5 Hi Hutch, Hinged Back Painted Glass Doors 	88HT601653	4258	4683	59.75	16	53	197	31
	88HT661653	4755	5231	65.75	16	53	211	34.5
	88HT721653	5250	5775	71.5	16	53	235	37.5
	88HT781653	5746	6321	77.5	16	53	251	40.5
	88HT841653	6243	6868	83.5	16	53	268	43.5
	88HT901653	6731	7402	89.5	16	53	285	46.5
	88HT961653	7227	7948	95.5	16	53	302	49.5
6 Hi Hutch, Hinged Back Painted Glass Doors 	88HT601653Z	4911	5399	59.75	16	53	197	31
	88HT661653Z	5483	6032	65.75	16	53	211	34.5
	88HT721653Z	6057	6662	71.5	16	53	235	37.5
	88HT781653Z	6629	7292	77.5	16	53	251	40.5
	88HT841653Z	7204	7924	83.5	16	53	268	43.5
	88HT901653Z	7785	8562	89.5	16	53	285	46.5
	88HT961653Z	8358	9191	95.5	16	53	302	49.5

**ORDERING NOTES:** All hutches include factory installed L.E.D. lights & mounting brackets. To specify a Voice/Power/Data module with any hutch, please add a "W" to the end of the model number and a **\$252 list** upcharge, e.g. 88HT601653W. Please see chart on page 58 for other tackboard price grades.

**DIMENSION KEY**

W - width  
D - depth  
H - height

**CODE DESCRIPTION**

Z - back-painted glass

**STANDARD FINISHES**

For a complete list of standard wood finishes, please see page 4.

**LOCKS**

Locks are available on hinged wood door overheads at an upcharge of **\$152 list** per set of (2) doors. Glass door overheads cannot be specified with locks.

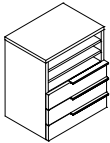
# ADESSO HUTCH TACKBOARD FABRIC UPGRADE, KEYBOARD & ACCESSORIES

Hutches include a tackboard, priced at Gr 1/COM. Use this chart to get the upcharges for tackboard fabrics graded 2-9, and add it to the list price of the hutch

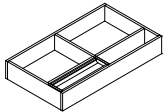
Fabric Grades

	2	3	4	5	6	7	8	9	Yardage
60" Tackboard	143	309	468	633	799	962	799	962	2
66" Tackboard	165	359	521	697	869	1021	869	1021	2
72" Tackboard	199	426	622	837	1036	1236	1036	1236	2.25
78" Tackboard	234	500	735	974	1206	1443	1206	1443	2.5
84" Tackboard	278	580	859	1136	1414	1690	1414	1690	2.5
90" Tackboard	287	601	894	1179	1467	1755	1467	1755	2.75
96" Tackboard	299	626	930	1228	1528	1827	1528	1827	3

Description	Model	Oak Cherry Maple	Anigre Walnut	W	D	H	Shipping Weight	Cubic Feet
Paper Manager with Drawers	88PM18122001	"1017	1119	18	12	19.75	50	3

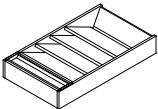


Drawer Organizer with Pencil Tray	88DO3215	415		32.25	15	4	12	1.5
--------------------------------------	----------	-----	--	-------	----	---	----	-----

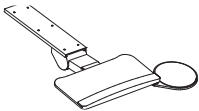


ORDERING NOTES:  
For use in 3" x 36" box drawers


Paper Sorter with Pencil Tray	88PS3215	464		32.25	15	4	16	1.5
----------------------------------	----------	-----	--	-------	----	---	----	-----



Articulating Keyboard with Palm Rest & Mouse Tray	88KBMT1912	481		27	-	7	20	2
---	------------	-----	--	----	---	---	----	---



Height Adjustable Table Programmable Display- 4 Position Memory	88HAPD	376		-	-	-	-	-
--	--------	-----	--	---	---	---	---	---



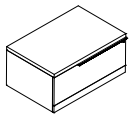
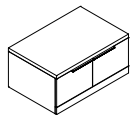
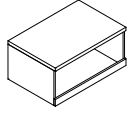
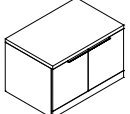
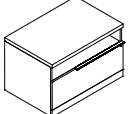
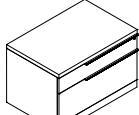
**ORDERING PROCEDURE**

To order, please specify the following:  
1) Krug product model number  
2) Wood species and finish

**STANDARD FINISHES**

For a complete list of standard wood finishes, please see page 4.

## ADESSO STORAGE

Description	Model	Oak		W	D	H	Shipping Weight	Cubic Feet
		Cherry Maple	Anigre Walnut					
1 Hi Storage Unit, Lateral File 	88ST30201701	1732	1907	29.75	20	17	110	7
	88ST30241701	1764	1940	29.75	24	17	120	8.25
	88ST36201701*	1792	1971	35.75	20	17	112	8.25
	88ST36241701	1822	2004	35.75	24	17	124	9.75
1 Hi Storage Unit, Closed Bookcase 	88ST30201711	1883	2070	29.75	20	17	62	7
	88ST30241711	1913	2105	29.75	24	17	72	8.25
	88ST36201711*	1944	2136	35.75	20	17	66	8.25
	88ST36241711	1974	2170	35.75	24	17	76	9.75
1 Hi Storage Unit, Open Bookcase 	88ST30201717	1808	1988	29.75	20	17	52	7
	88ST30241717	1837	2020	29.75	24	17	62	8.25
	88ST36201717*	1867	2055	35.75	20	17	56	8.25
	88ST36241717	1897	2087	35.75	24	17	66	9.75
1.5 Hi Storage Unit, Closed Bookcase 	88ST30202311	2348	2585	29.75	20	23	92	9.25
	88ST30242311	2381	2615	29.75	24	23	96	11
	88ST36202311*	2410	2650	35.75	20	23	94	11
	88ST36242311	2440	2683	35.75	24	23	98	13
1.5 Hi Storage Unit, Open/Lateral File 	88ST30202315	2229	2451	29.75	20	23	135	9.25
	88ST30242315	2257	2486	29.75	24	23	155	11
	88ST36202315*	2287	2518	35.75	20	23	137	11
	88ST36242315	2319	2552	35.75	24	23	149	13
1.5 Hi Storage Unit, Lateral Box/Lateral File 	88ST30202316	2155	2369	29.75	20	23	145	9.25
	88ST30242316	2185	2403	29.75	24	23	165	11
	88ST36202316*	2214	2434	35.75	20	23	147	11
	88ST36242316	2243	2466	35.75	24	23	159	13

**ORDERING NOTE:**

Box and pedestal file drawers are available with a soft-closing drawer option. Please add 'S' to the end of the model number and **add \$152**. e.g. 88ST36241316S.

**DIMENSION KEY**

W - width  
D - depth  
H - height

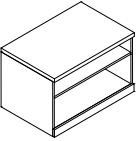
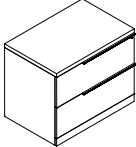
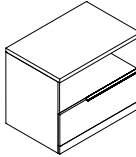
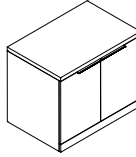
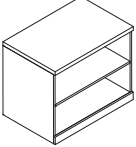

**CODE DESCRIPTION**

01 - lateral file  
11 - closed bookcase  
17 - open bookcase  
15 - open, lateral file  
16 - lateral box, lateral file

**STANDARD FINISHES**

For a complete list of standard wood finishes, please see page 4.

# ADESSO STORAGE

Description	Model	Oak		W	D	H	Shipping Weight	Cubic Feet
		Cherry Maple	Anigre Walnut					
1.5 Hi Storage Unit, Open Bookcase 	88ST30202317	2274	2503	29.75	20	23	82	9.25
	88ST30242317	2304	2535	29.75	24	23	86	11
	88ST36202317*	2334	2568	35.75	20	23	84	11
	88ST36242317	2364	2602	35.75	24	23	88	13
2 Hi Storage Unit, Lateral File 	88ST30203001	3410	3752	29.75	20	29.5	194	11.5
	88ST30243001	3455	3797	29.75	24	29.5	180	13.75
	88ST36203001*	3543	3898	35.75	20	29.5	198	13.75
	88ST36243001	3591	3952	35.75	24	29.5	184	16.25
2 Hi Storage Unit, Open/Lateral File 	88ST30203015	3630	3993	29.75	20	29.5	174	11.5
	88ST30243015	3672	4040	29.75	24	29.5	160	13.75
	88ST36203015*	3793	4173	35.75	20	29.5	178	13.75
	88ST36243015	3841	4223	35.75	24	29.5	164	16.25
2 Hi Storage Unit, Closed Bookcase 	88ST30203011	2609	2870	29.75	20	29.5	102	11.5
	88ST30243011	2646	2912	29.75	24	29.5	106	13.75
	88ST36203011*	2697	2966	35.75	20	29.5	104	13.75
	88ST36243011	2742	3015	35.75	24	29.5	108	16.25
2 Hi Storage Unit, Open Bookcase 	88ST30203017	1959	2155	29.75	20	29.5	xx	11.5
	88ST30243017	1998	2197	29.75	24	29.5	xx	13.75
	88ST36203017*	2040	2244	35.75	20	29.5	xx	13.75
	88ST36243017	2079	2285	35.75	24	29.5	xx	16.25
4 Hi Lateral File 	88ST36205501	5174	5692	35.75	20	55	176	25
	88ST36245501*	5329	5863	35.75	24	55	196	30

## ORDERING PROCEDURE

To order, please specify the following:

- 1) Krug product model number
- 2) Wood species and finish

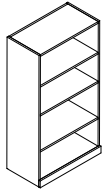
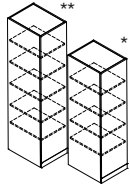
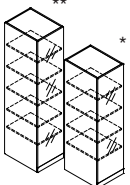
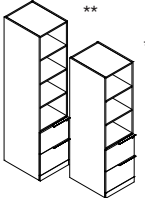
## CODE DESCRIPTION

- 01 - lateral file
- 15 - open, lateral file
- 17 - open bookcase
- 11 - closed bookcase

## STANDARD FINISHES

For a complete list of standard wood finishes, please see page 4.

## ADESSO STORAGE

Description	Model	Oak Cherry Maple	Anigre Sycamore Walnut	W	D	H	Shipping Weight	Cubic Feet
 Bookcase, Open Shelves	88BC301655	3885	4272	29.75	16	55	64	17.5
	88BC361655*	4049	4456	35.75	16	55	72	21
	88BC301669	4155	4571	29.75	16	69	100	22
	88BC361669	4321	4754	35.75	16	69	112	26
	88BC301683	4442	4887	29.75	16	83	136	26
	88BC361683	4608	5066	35.75	16	83	148	31
 5 & 6 - Hi Storage Unit Closed Bookcase	88ST19206911L	3324	3658	18.75	20	69	118	16.75
	88ST19206911R	3324	3658	18.75	20	69	118	16.75
	88ST19246911L	3404	3743	18.75	24	69	132	20
	88ST19246911R	3404	3743	18.75	24	69	132	20
	88ST19208311L	3881	4269	18.75	20	83	148	20
	88ST19208311R	3881	4269	18.75	20	83	148	20
	88ST19248311L	3931	4322	18.75	24	83	160	24
	88ST19248311R	3931	4322	18.75	24	83	160	24
 5&6 Hi Storage Unit, Closed Bookcase, Back-Painted Glass Doors	88ST19206911LZ	4381	4819	18.75	20	69	118	16.75
	88ST19206911RZ	4381	4819	18.75	20	69	118	16.75
	88ST19246911LZ	4457	4902	18.75	24	69	132	20
	88ST19246911RZ	4457	4902	18.75	24	69	132	20
	88ST19208311LZ	4846	5332	18.75	20	83	148	20
	88ST19208311RZ	4846	5332	18.75	20	83	148	20
	88ST19248311LZ	4923	5416	18.75	24	83	160	24
	88ST19248311RZ	4923	5416	18.75	24	83	160	24
 5 & 6 Hi Storage Unit, 2 File, Remainder Open	88ST19206990	2830	3113	18.75	20	69	174	18
	88ST19246990	2952	3246	18.75	24	69	186	20.5
	88ST19208390	3117	3429	18.75	20	83	197	18
	88ST19248390	3238	3562	18.75	24	83	213	20.5

**ORDERING NOTES:**

Box and pedestal file drawers are available with a soft-closing drawer option. Please add 'S' to the end of the model number and add **\$152**. e.g. 88ST19248390S.

**DIMENSION KEY**

W - width  
D - depth  
H - height

**CODE DESCRIPTION**

11 - closed bookcase  
L - hinged left  
R - hinged right  
90 - file/file, remainder open

**STANDARD FINISHES**

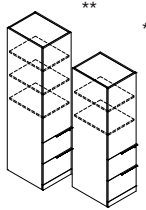
For a complete list of standard wood finishes, please see page 4.

**STORAGE BOOKCASES**

Shelves are adjustable in 1.25" increments.

# ADESSO STORAGE

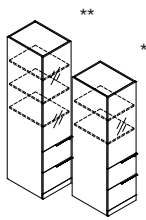
Description	Model	Oak		W	D	H	Shipping Weight	Cubic Feet
		Cherry Maple	Anigre Walnut					
5 & 6 Hi Storage Unit, 2 File, Remainder Closed	88ST19206991L	2878	3164	18.75	20	69	189	18
	88ST19206991R	2878	3164	18.75	20	69	189	18
	88ST19246991L	2996	3295	18.75	24	69	201	20.5
	88ST19246991R	2996	3295	18.75	24	69	201	20.5
	88ST19208391L	3162	3477	18.75	20	83	212	18
	88ST19208391R	3162	3477	18.75	20	83	212	18
	88ST19248391L	3283	3609	18.75	24	83	225	20.5
	88ST19248391R	3283	3609	18.75	24	83	225	20.5



**ORDERING NOTES:**

Box and pedestal file drawers are available with a soft-closing drawer option. Please add 'S' to the end of the model number and add **\$152**. e.g. 88ST19248391RS.

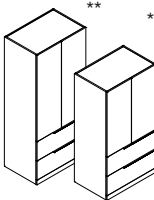
5 & 6 Hi Storage Unit, 2 File, Remainder Closed Back Painted Glass Doors	88ST19206991LZ	3479	3827	18.75	20	69	189	18
	88ST19206991RZ	3479	3827	18.75	20	69	189	18
	88ST19246991LZ	3599	3959	18.75	24	69	201	20.5
	88ST19246991RZ	3599	3959	18.75	24	69	201	20.5
	88ST19208391LZ	3763	4140	18.75	20	83	212	18
	88ST19208391RZ	3763	4140	18.75	20	83	212	18
	88ST19248391LZ	3885	4272	18.75	24	83	225	20.5
	88ST19248391RZ	3885	4272	18.75	24	83	225	20.5



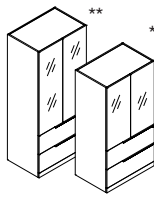
**ORDERING NOTES:**

Box and pedestal file drawers are available with a soft-closing drawer option. Please add 'S' to the end of the model number and add **\$152**. e.g. 88ST19248391RZS.

5 & 6 Hi Storage, 2 Lateral Files, Remainder Closed	88ST30206904	5012	5516	29.75	20	69	213	27
	88ST30246904	5106	5614	29.75	24	69	255	33
	88ST36206904	5223	5746	35.75	20	69	260	32
	88ST36246904	5316	5847	35.75	24	69	306	38
	88ST30208304	5691	6260	29.75	20	83	246	32.5
	88ST30248304	5811	6391	29.75	24	83	291	38.5
	88ST36208304	6007	6608	35.75	20	83	297	39
	88ST36248304	6127	6739	35.75	24	83	351	46



5 & 6 Hi Storage Unit, 2 Lateral Files, Remainder Closed Back Painted Glass Doors	88ST30206904Z	5917	6510	29.75	20	69	213	27
	88ST30246904Z	6007	6608	29.75	24	69	255	33
	88ST36206904Z	6127	6739	35.75	20	69	260	32
	88ST36246904Z	6218	6840	35.75	24	69	306	38
	88ST30208304Z	6595	7255	29.75	20	83	246	32.5
	88ST30248304Z	6714	7386	29.75	24	83	291	38.5
	88ST36208304Z	6911	7602	35.75	20	83	297	39
	88ST36248304Z	7031	7733	35.75	24	83	351	46



**ORDERING PROCEDURE**

To order, please specify the following:

- 1) Krug product model number
- 2) Wood species and finish

**CODE DESCRIPTION**

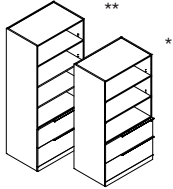
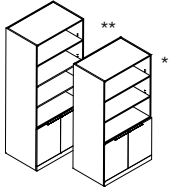
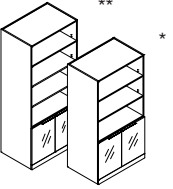
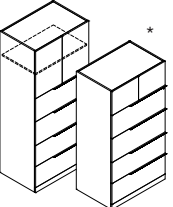
- 91 - file/file, remainder closed
- 04 - lateral file, remainder closed
- L - hinged left
- R - hinged right
- Z - back-painted glass

**STANDARD FINISHES**

For a complete list of standard wood finishes, please see page 4.



# ADESSO STORAGE

Description	Model	Oak		W	D	H	Shipping Weight	Cubic Feet
		Cherry Maple	Anigre Walnut					
 5 & 6 Hi Storage, 2 Lateral Files, Remainder Open	88ST30206903	4712	5185	29.75	20	69	190	27
	88ST30246903	4802	5284	29.75	24	69	202	33
	88ST36206903	4923	5416	35.75	20	69	207	32
	88ST36246903	5012	5516	35.75	24	69	219	38
	88ST30208303	5345	5881	29.75	20	83	240	32.5
	88ST30248303	5466	6012	29.75	24	83	252	38.5
	88ST36208303	5660	6227	35.75	20	83	257	39
	88ST36248303	5782	6359	35.75	24	83	269	46
 5 & 6 Hi Storage Unit, 2 Closed, Remainder Open	88ST30206913	4863	5349	29.75	20	69	180	27
	88ST30246913	4953	5448	29.75	24	69	192	33
	88ST36206913	5075	5582	35.75	20	69	197	32
	88ST36246913	5166	5681	35.75	24	69	209	38
	88ST30208313	5496	6045	29.75	20	83	230	32.5
	88ST30248313	5615	6731	29.75	24	83	242	38.5
	88ST36208313	5811	6391	35.75	20	83	247	39
	88ST36248313	5932	6524	35.75	24	83	269	46
 5 & 6 Hi Storage Unit, 2 Closed Back Painted Glass Doors, Remainder Open	88ST30206913Z	5166	5681	29.75	20	69	180	27
	88ST30246913Z	5256	5781	29.75	24	69	192	33
	88ST36206913Z	5373	5913	35.75	20	69	197	32
	88ST36246913Z	5527	6078	35.75	24	69	209	38
	88ST30208313Z	5796	6375	29.75	20	83	230	32.5
	88ST30248313Z	5917	6510	29.75	24	83	242	38.5
	88ST36208313Z	6112	6722	35.75	20	83	247	39
	88ST36248313Z	6232	6857	35.75	24	83	269	46
 5 & 6 Hi Storage Unit, 4 File, Remainder Closed	88ST30206907	4396	4837	29.75	20	69	220	27
	88ST30246907	4503	4952	29.75	24	69	230	33
	88ST36206907	4667	5135	35.75	20	69	230	32
	88ST36246907	4773	5250	35.75	24	69	240	38
	88ST30208307	4802	5284	29.75	20	83	235	32.5
	88ST30248307	4906	5397	29.75	24	83	245	38.5
	88ST36208307	5087	5598	35.75	20	83	245	39
	88ST36248307	5194	5715	35.75	24	83	255	46

**DIMENSION KEY**

W - width  
 D - depth  
 H - height

**CODE DESCRIPTION**

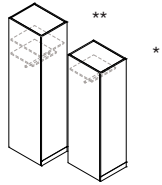
03 - lateral file, remainder open  
 13 - 2 closed bookcase, remainder open  
 Z - back-painted glass  
 07 - 4 lateral file, remainder closed

**STANDARD FINISHES**

For a complete list of standard wood finishes, please see page 4.

# ADESSO WARDROBES

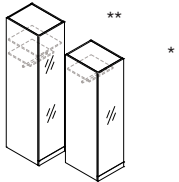
Description	Model	Oak		W	D	H	Shipping Weight	Cubic Feet
		Cherry Maple	Anigre Walnut					
5 & 6 - Hi Single Width Wardrobe	88WR19246902L	3432	3774	18.75	24	69	132	20.5
	88WR19246902R	3432	3774	18.75	24	69	132	20.5
	88WR19248302L	3630	3993	18.75	24	83	153	20.5
	88WR19248302R	3630	3993	18.75	24	83	153	20.5



**ORDERING NOTES:**

Locks are available on wood doors for an upcharge of **\$152 list** per lock. Adesso wardrobes require 2 locks.

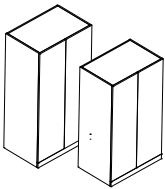
5 & 6 - Hi Single Width Wardrobe Back-Painted Glass doors	88WR19246902LZ	4352	4786	18.75	24	69	132	20.5
	88WR19246902RZ	4352	4786	18.75	24	69	132	20.5
	88WR19248302LZ	4622	5084	18.75	24	83	153	20.5
	88WR19248302RZ	4622	5084	18.75	24	83	153	20.5



**ORDERING NOTES:**

For optional door mounted mirror add "M" to the end of the item number and **\$229 list**.

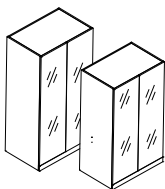
5 & 6 Hi Full Width Wardrobe	88WR36246902	5149	5662	35.75	24	69	198	38
	88WR36248302	5390	5929	35.75	24	83	218	46



**ORDERING NOTES:**

Locks are available on wood doors for an upcharge of **\$152 list** per lock. Adesso wardrobes require 2 locks.

5 & 6 Hi Full Width Wardrobe, Back Painted Glass Doors	88WR36246902Z	6308	6939	35.75	24	69	198	38
	88WR36248302Z	6549	7205"	35.75	24	83	218	46



**ORDERING PROCEDURE**

To order, please specify the following:

- 1) Krug product model number
- 2) Wood species and finish

**CODE DESCRIPTION**

- 02 - closed wardrobe
- L - hinged left
- R - hinged right
- Z - back-painted glass

**STANDARD FINISHES**

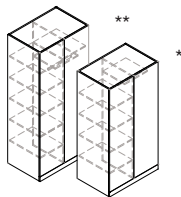
For a complete list of standard wood finishes, please see page 4.

**STORAGE BOOKCASES**

Shelves are adjustable in 1.25" increments.

# ADESSO WARDROBES

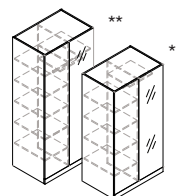
Description	Model	Oak		W	D	H	Shipping Weight	Cubic Feet
		Cherry Maple	Anigre Walnut					
5 & 6 Hi Wardrobe, Closed Shelves	88WR36246901	4299	4732	35.75	24	69	156	37.5
	88WR36246903	4299	4732	35.75	24	69	164	37.5
	88WR36248301	4506	4957	35.75	24	83	172	44.5
	88WR36248303	4506	4957	35.75	24	83	172	44.5



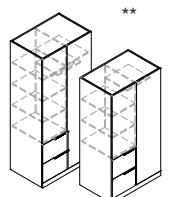
**ORDERING NOTES:**

Locks are available on wood doors for an upcharge of **\$152 list** per lock. Adesso wardrobes require 2 locks.

5 & 6 Hi Wardrobe, Closed Shelves, Back Painted Glass Doors	88WR36246901Z	4645	5110	35.75	24	69	156	37.5
	88WR36246903Z	4645	5110	35.75	24	69	164	37.5
	88WR36248301Z	4870	5361	35.75	24	83	172	44.5
	88WR36248303Z	4870	5361	35.75	24	83	172	44.5



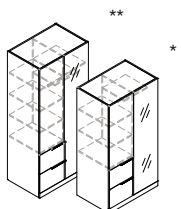
5 & 6 Hi Wardrobe, 2 File & Closed Shelves	88WR36246914	5679	6246	35.75	24	69	182	37.5
	88WR36246915	5679	6246	35.75	24	69	182	37.5
	88WR36248314	6187	6807	35.75	24	83	212	44.5
	88WR36248315	6187	6807	35.75	24	83	212	44.5



**ORDERING NOTES:**

Box and pedestal file drawers are available with a soft-closing drawer option. Please add 'S' to the end of the model number and add **\$152**. e.g. 88ST36241316S. Locks are available on wood doors for an upcharge of **\$152 list** per lock. Adesso wardrobes require 2 locks.

5 & 6 Hi Wardrobe, 2 File & Closed Shelves Back Painted Glass Doors	88WR36246914Z	6135	6745	35.75	24	69	182	37.5
	88WR36246915Z	6135	6745	35.75	24	69	182	37.5
	88WR36248314Z	6684	7350	35.75	24	83	212	44.5
	88WR36248315Z	6684	7350	35.75	24	83	212	44.5



**ORDERING NOTES:**

Box and pedestal file drawers are available with a soft-closing drawer option. Please add 'S' to the end of the model number and add **\$152**. e.g. 88ST36241316S.

**DIMENSION KEY**

W - width  
D - depth  
H - height

**CODE DESCRIPTION**

01 - shelves/ wardrobe  
03 - wardrobe/ shelves  
14 - closed left shelves, 2 file drawers closed right wardrobe.  
15 - closed left shelves, 2 file drawers closed right wardrobe.  
Z - back-painted glass

**STANDARD FINISHES**

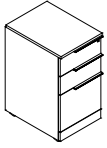
For a complete list of standard wood finishes, please see page 4.

**STORAGE BOOKCASES**

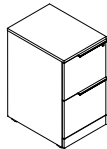
Shelves are adjustable in 1.25" increments.

# ADESSO MOBILE PEDESTALS & BENCHES

Description	Model	Oak		W	D	H	Shipping Weight	Cubic Feet
		Cherry Maple	Anigre Walnut					
Mobile Pedestal, Box/Box/File	88MP16204F	2322	2554	16	20	27.75	82	5.75



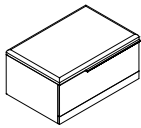
Mobile Pedestal, File/File	88MP16204D	2136	2352	16	20	27.75	86	5.75
----------------------------	------------	------	------	----	----	-------	----	------



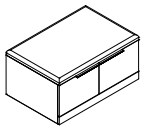
**ORDERING NOTES:**

Box and pedestal file drawers are available with a soft-closing drawer option. Please add 'S' to the end of the model number and add **\$152** e.g. 88MP16204FS.

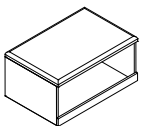
1 Hi Bench, Lateral File	88BN30201701	2381	2615	29.75	20	17	122	7
	88BN30241701	2410	2650	29.75	24	17	118	8.25
	88BN36201701*	2486	2735	35.75	30	17	134	8.25
	88BN36241701	2516	2767	35.75	24	17	132	9.75



1 Hi Bench, Closed Bookcase	88BN30201711	2530	2781	29.75	20	17	64	7
	88BN30241711	2560	2816	29.75	24	17	62	8.25
	88BN36201711*	2636	2899	35.75	20	17	76	8.25
	88BN36241711	2665	2933	35.75	24	17	84	9.75



1 Hi Bench, Open Bookcase	88BN30201717	2440	2683	29.75	20	17	54	7
	88BN30241717	2470	2716	29.75	24	17	62	8.25
	88BN36201717*	2516	2767	35.75	20	17	66	8.25
	88BN36241717	2545	2800	35.75	24	17	74	9.75



**ORDERING PROCEDURE**

To order, please specify the following:  
 1) Krug product model number  
 2) Wood species and finish

**CODE DESCRIPTION**

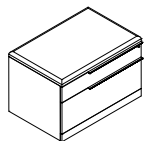
F - 2 box, 1 file drawer  
 D - 2 file drawers  
 01 - shelves/ wardrobe  
 11 - closed bookcase  
 17 - open bookcase

**STANDARD FINISHES**

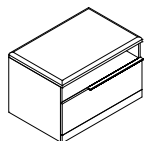
For a complete list of standard wood finishes, please see page 4.

# ADESSO BENCHES

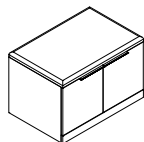
Description	Model	Oak Cherry Maple	Anigre Walnut	W	D	H	Shipping Weight	Cubic Feet
1.5 Hi Bench, Lateral Box/Lateral File	88BN30202316	2650	2916	29.75	20	23	147	9.25
	88BN30242316	2681	2948	29.75	24	23	153	11
	88BN36202316*	2741	3014	35.75	20	23	159	11
	88BN36242316	2787	3066	35.75	24	23	167	13



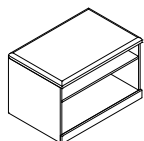
1.5 - Hi Bench Open/Lateral File	88BN30202315	2726	2998	29.75	20	23	137	9.25
	88BN30242315	2756	3031	29.75	24	23	143	11
	88BN36202315*	2802	3080	35.75	20	23	149	11
	88BN36242315	2891	3181	35.75	24	23	157	13



1.5 - Hi Bench Closed Bookcase	88BN30202311	2936	3232	29.75	20	23	92	9.25
	88BN30242311	2983	3279	29.75	24	23	96	11
	88BN36202311*	3040	3345	35.75	20	23	94	11
	88BN36242311	3088	3396	35.75	24	23	98	13



1.5 Hi Bench Open Bookcase	88BN30202317	2817	3097	29.75	20	23	82	9.25
	88BN30242317	2847	3132	29.75	24	23	86	11
	88BN36202317*	2921	3214	35.75	20	23	84	11
	88BN36242317	2966	3265	35.75	24	23	88	13



**UPHOLSTERED CUSHION UPCHARGES FOR BENCHES:**

COM and Grade 1 textiles can be specified at no upcharge. For Grade 2-9 textiles, use the chart below to find the upcharge and add it to the price of the bench. Box and pedestal file drawers are available with a self-closing drawer option. Please add "S" to the end of the model number and add **\$152 list** per pedestal. Lateral file drawers are not available with this option.

**Bench Fabric Grades upcharges**

	2	3	4	5	6	7	8	9
30" Bench	52	102	160	259	361	460	561	661
36" Bench	59	116	174	288	403	517	633	746

**DIMENSION KEY**

W - width  
D - depth  
H - height

**CODE DESCRIPTION**

11 - closed bookcase  
15 - open, lateral file  
16 - lateral box, lateral file  
17 - open bookcase

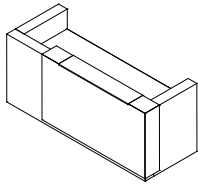
**STANDARD FINISHES**

For a complete list of standard wood finishes, please see page 4.

**STORAGE BOOKCASES**

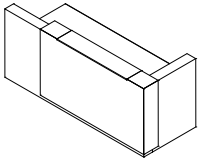
Shelves are adjustable in 1.25" increments.

# ADESSO RECEPTION & ADMINISTRATIVE WORKSTATIONS

Description	Model	Oak		W	D	H	Shipping Weight	Cubic Feet
		Cherry Maple	Anigre Walnut					
 Stand Alone Desk with Offset Transaction Counter	88GDS6036TCL	8971	9868	61.25	37.5	43.5	466	65.5
	88GDS6036TCR	8971	9868	61.25	37.5	43.5	466	65.5
	88GDS6636TCL	9363	10300	67.25	37.5	43.5	506	71.5
	88GDS6636TCR	9363	10300	67.25	37.5	43.5	506	71.5
	88GDS7236TCL	9710	10680	73	37.5	43.5	544	78
	88GDS7236TCR	9710	10680	73	37.5	43.5	544	78
	88GDS7836TCL	10221	11243	79	37.5	43.5	584	84
	88GDS7836TCR	10221	11243	79	37.5	43.5	584	84
	88GDS8436TCL	10480	11524	85	37.5	43.5	621	90
	88GDS8436TCR	10480	11524	85	37.5	43.5	621	90
	88GDS9636TCL	10929	12021	97	37.5	43.5	694	102.5
88GDS9636TCR*	10929	12021	97	37.5	43.5	694	102.5	

**ORDERING NOTES:**

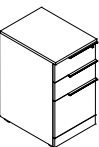
Please note that Transaction Counter comes standard in veneer. For a Transaction Counter with Palette finish add "P" to the end of the model number. e.g. 88GDS9636TCLP. Transaction Counters are available with a solid surface insert, to order this option please contact customer service for quote. Reception desk with Palette Transaction Counter and solid surface insert e.g. 88GDS9636TCLPS. Worksurfaces are 30" deep.

 Desk with Offset Transaction Counter for L&U Work Station Configurations	88GDR6036TCL	8250	9074	61.25	37.5	43.5	466	65.5
	88GDL6036TCR	8250	9074	61.25	37.5	43.5	466	65.5
	88GDR6636TCL	8537	9388	67.25	37.5	43.5	506	71.5
	88GDL6636TCR	8537	9388	67.25	37.5	43.5	506	71.5
	88GDR7236TCL	8852	9736	73	37.5	43.5	544	78
	88GDL7236TCR	8852	9736	73	37.5	43.5	544	78
	88GDR7836TCL	9168	10085	79	37.5	43.5	584	84
	88GDL7836TCR	9168	10085	79	37.5	43.5	584	84
	88GDR8436TCL	9499	10451	85	37.5	43.5	621	90
	88GDL8436TCR	9499	10451	85	37.5	43.5	621	90
	88GDR9636TCL	9831	10813	97	37.5	43.5	694	102.5
88GDL9636TCR*	9831	10813	97	37.5	43.5	694	102.5	

**ORDERING NOTES:**

Please note that Transaction Counter comes standard in veneer. For a Transaction Counter with Palette finish add "P" to the end of the model number. e.g. 88GDS9636TCLP. Transaction Counters are available with a solid surface insert, to order this option please contact customer service for quote. Reception desk with Palette Transaction Counter and solid surface insert e.g. 88GDS9636TCLPS. Worksurfaces are 30" deep.

Modular Pedestals for Administrative/ Reception Stations	88P16284F*	1854	2037	15.75	28	28	74	9
	88P16284D	1854	2037	15.75	28	28	74	9



**ORDERING NOTES:**

Box and pedestal file drawers are available with a soft-closing drawer option. Please add 'S' to the end of the model number and add \$152. e.g. 88MP16204FS.

**ORDERING PROCEDURE**

To order, please specify the following:  
 1) Krug product model number  
 2) Wood species and finish

**CODE DESCRIPTION**

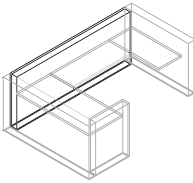
GD - gallery desk  
 TC - transaction counter  
 L - left handed position  
 R - right handed position  
 F - 2 box, 1 file  
 D - 2 file

**STANDARD FINISHES**

For a complete list of standard wood finishes, please see page 4.



# ADESSO RECEPTION & ADMINISTRATIVE WORKSTATIONS

Description	Model	Oak		W	D	H	Shipping Weight	Cubic Feet
		Cherry Maple	Anigre Walnut					
	88GLW72L	4155	4571	71.5	6	42	142	15
	88GLW72R	4155	4571					
	88GLW78L	4277	4705	77.5	6	42	134	17.5
	88GLW78R	4277	4705					
	88GLW84L	4396	4837	83.5	6	42	168	18.5
	88GLW78R	4396	4837					
	88GLW86L	4486	4933	85.3	6	42	169	19
	88GLW86R	4486	4933					
	88GLW90L	4592	5052	89.5	6	42	178	19.5
	88GLW90R	4592	5052					
	88GLW92L	4697	5168	91.5	6	42	182	20
	88GLW92R*	4697	5168					
	88GLW96L	4863	5349	95.5	6	42	189	21
	88GLW96R	4863	5349					
	88GLW98L	4968	5465	97.5	6	42	193	21.5
	88GLW98R	4968	5465					
	88GLW102L	5135	5647	101.5	6	42	201	22.5
88GLW102R	5135	5647						

L Work Station Configuration	Linking Wall Size	Desk Worksurface Depth	Return Length
	72"	30"	42"
	78"	30"	48"
	84"	30"	54"
	90"	30"	60"
	96"	30"	66"
	102"	30"	72"

U Work Station Configuration	Linking Wall Size	Desk Worksurface Depth	Linking top Length	Credenza Worksurface Depth
	86"	30"	36"	20"
	90"	30"	36"	24"
	92"	30"	42"	20"
	96"	30"	42"	24"
	98"	30"	48"	20"
	102"	30"	48"	24"

**DIMENSION KEY**

W - width  
D - depth  
H - height

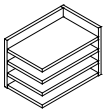
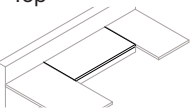
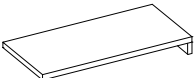
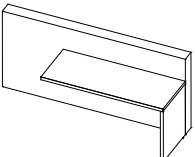
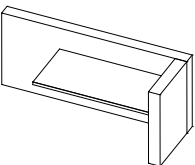
**CODE DESCRIPTION**

GLW- gallery linking wall  
L - left handed position  
R - right handed position

**STANDARD FINISHES**

For a complete list of standard wood finishes, please see page 4.

# ADESSO RECEPTION & ADMINISTRATIVE WORKSTATIONS

Description	Model	Oak		W	D	H	Shipping Weight	Cubic Feet
		Cherry Maple	Anigre Walnut					
Paper Manager Units	88PMG16111204L	994	1093	16	11	12	20	2
	88PMG16111204R*	994	1093	16	11	12	20	2
								
Reception Linking Top	88GLT3624	912	1003	35.75	24	-	33	2.5
	88GLT4224	981	1080	41.75	24	-	38	.5 3
	88GLT4824*	1046	1153	47.75	24	-	44	3.25
								
Reception Linking Runoffs for 3/4 Height Credenzas	88GLT60243L	1626	1789	56	24	-	60	4.5
	88GLT60243R	1626	1789	56	24	-	60	4.5
	88GLT66243L	1764	1940	62	24	-	66	5
	88GLT66243R	1764	1940	62	24	-	66	5
	88GLT72243L*	1897	2087	68	24	-	71	5.5
	88GLT72243R	1897	2087	68	24	-	71	5.5
								
Return	88GRH4226L	5660	6227	71.75	26	41.5	264	16.5
	88GRH4226R	5660	6227	71.75	26	41.5	264	16.5
	88GRH4230L	5811	6377	71.75	30	41.5	273	17
	88GRH4230R	5811	6377	71.75	30	41.5	273	17
	88GRH4826L	5766	6333	77.75	26	41.5	283	18
	88GRH4826R	5766	6333	77.75	26	41.5	283	18
	88GRH4830L	5917	6483	77.75	30	41.5	293	18.5
	88GRH4830R	5917	6483	77.75	30	41.5	293	18.5
	88GRH5426L	5870	6438	83.75	26	41.5	303	19.5
	88GRH5426R	5919	6438	83.75	26	41.5	303	19.5
	88GRH5430L	6021	6586	83.75	30	41.5	314	20.25
	88GRH5430R	6021	6586	83.75	30	41.5	314	20.25
	88GRH6026L	5977	6543	89.75	26	41.5	322	21.25
	88GRH6026R	5977	6543	89.75	26	41.5	322	21.25
	88GRH6030L	6127	6692	89.75	30	41.5	334	21.75
	88GRH6030R	6127	6692	89.75	30	41.5	334	21.75
	88GRH6626L	6081	6648	95.75	26	41.5	342	22.5
	88GRH6626R	6081	6648	95.75	26	41.5	342	22.5
	88GRH6630L	6232	6797	95.75	30	41.5	354	23.25
	88GRH6630R	6232	6797	95.75	30	41.5	354	23.25
88GRH7226L	6187	6754	101.75	26	41.5	361	24.25	
88GRH7226R	6187	6754	101.75	26	41.5	361	24.25	
88GRH7230L	6337	6905	101.75	30	41.5	376	25	
88GRH7230R*	6337	6905	101.75	30	41.5	376	25	
								
Return with Gables	88GRHG4230L	6549	7205	71.75	30	41.5	292	19.5
	88GRHG4230R	6549	7205	71.75	30	41.5	292	19.5
	88GRHG4830L	6835	7519	77.75	30	41.5	315	24
	88GRHG4830R	6835	7519	77.75	30	41.5	315	24
	88GRHG6030L	7091	7800	89.75	30	41.5	356	28
	88GRHG6030R	7091	7800	89.75	30	41.5	356	28
	88GRHG7230L	7512	8263	101.75	30	41.5	396	32.5
	88GRHG7230R*	7512	8263	101.75	30	41.5	396	32.5
								

**ORDERING PROCEDURE**

To order, please specify the following:  
 1) Krug product model number  
 2) Wood species and finish

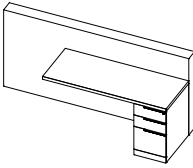
**CODE DESCRIPTION**

L - left handed position  
 R - right handed position

**STANDARD FINISHES**

For a complete list of standard wood finishes, please see page 4.

# ADESSO RECEPTION & ADMINISTRATIVE WORKSTATIONS

Description	Model	Oak	Anigre	W	D	H	Shipping	Cubic
		Cherry Maple	Walnut					
Single Pedestal	88GRH4226L4D	6911	7602	71.75	26	41.5	317	24
Return, continued	88GRH4226R4D	6911	7602	71.75	26	41.5	317	24
	88GRH4226L4F	6956	7651	71.75	26	41.5	317	24
	88GRH4226R4F	6956	7651	71.75	26	41.5	317	24
	88GRH4230L4D	7212	7933	71.75	30	41.5	328	25
	88GRH4230R4D	7212	7933	71.75	30	41.5	328	25
	88GRH4230L4F	7257	7982	71.75	30	41.5	328	25
	88GRH4230R4F	7257	7982	71.75	30	41.5	328	25
	88GRH4826L4D	7152	7866	77.75	26	41.5	337	26
	88GRH4826R4D	7152	7866	77.75	26	41.5	337	26
	88GRH4826L4F	7195	7915	77.75	26	41.5	337	26
	88GRH4826R4F	7195	7915	77.75	26	41.5	337	26
	88GRH4830L4D	7452	8197	77.75	30	41.5	349	28
	88GRH4830R4D	7452	8197	77.75	30	41.5	349	28
	88GRH4830L4F	7497	8248	77.75	30	41.5	349	28
	88GRH4830R4F	7497	8248	77.75	30	41.5	349	28
	88GRH5426L4D	7422	8164	83.75	26	41.5	356	27.25
	88GRH5426R4D	7422	8164	83.75	26	41.5	356	27.25
	88GRH5426L4F	7466	8213	83.75	26	41.5	356	27.25
	88GRH5426R4F	7466	8213	83.75	26	41.5	356	27.25
	88GRH5430L4D	7724	8496	83.75	30	41.5	369	29.25
	88GRH5430R4D	7724	8496	83.75	30	41.5	369	29.25
	88GRH5430L4F	7766	8544	83.75	30	41.5	369	29.25
	88GRH5430R4F	7766	8544	83.75	30	41.5	369	29.25
	88GRH6026L4D	7617	8380	89.75	26	41.5	376	30
	88GRH6026R4D	7617	8380	89.75	26	41.5	376	30
	88GRH6026L4F	7661	8430	89.75	26	41.5	376	30
	88GRH6026R4F	7661	8430	89.75	26	41.5	376	30
	88GRH6030L4D	7919	8709	89.75	30	41.5	389	32
	88GRH6030R4D	7919	8709	89.75	30	41.5	389	32
	88GRH6030L4F	7965	8760	89.75	30	41.5	389	32
	88GRH6030R4F	7965	8760	89.75	30	41.5	389	32
	88GRH6626L4D	7814	8594	95.75	26	41.5	396	32
	88GRH6626R4D	7814	8594	95.75	26	41.5	396	32
	88GRH6626L4F	7860	8644	95.75	26	41.5	396	32
	88GRH6626R4F	7860	8644	95.75	26	41.5	396	32
	88GRH6630L4D	8116	8925	95.75	30	41.5	410	34
	88GRH6630R4D	8116	8925	95.75	30	41.5	410	34
	88GRH6630L4F	8159	8975	95.75	30	41.5	410	34
	88GRH6630R4F	8159	8975	95.75	30	41.5	410	34
	88GRH7226L4D	8039	8843	101.75	26	41.5	414	33.5
	88GRH7226R4D	8039	8843	101.75	26	41.5	414	33.5
	88GRH7226L4F	8085	8893	101.75	26	41.5	414	33.5
	88GRH7226R4F*	8085	8893	101.75	26	41.5	414	33.5
	88GRH7230L4D	8340	9173	101.75	30	41.5	429	35.5
	88GRH7230R4D	8340	9173	101.75	30	41.5	429	35.5
	88GRH7230L4F	8386	9224	101.75	30	41.5	429	35.5
	88GRH7230R4F	8386	9224	101.75	30	41.5	429	35.5

## ORDERING NOTES:

Box and pedestal file drawers are available with a soft-closing drawer option. Please add 'S' to the end of the model number and add **\$152** e.g. 88MP16204FS.

### DIMENSION KEY

W - width  
D - depth  
H - height

### CODE DESCRIPTION

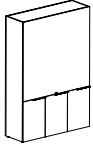
L - left handed position  
R - right handed position  
F - 2 box, 1 file  
D - 2 file

### STANDARD FINISHES

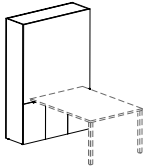
For a complete list of standard wood finishes, please see page 4.

# ADESSO MEDIA HUB 1 TV AREA

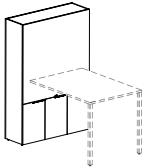
Description	Model	Oak		W	D	H	Shipping Weight	Cubic Feet
		Cherry Maple	Anigre Walnut					
Media Hub, 1 TV Area no Runoff	88MH54187211S1	6346	6981	53.75	17.75	72	359	57.75
	88MH54188011S1	6536	7189	53.75	17.75	80	399	63.75
	88MH60187211S1*	6665	7333	59.75	17.75	72	385	63.5
	88MH60188011S1	6867	7552	59.75	17.75	80	437	70.25



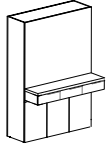
Media Hub, 1 TV Area, Desk Ht. Runoff	88MH54187211S14	6346	6981	53.75	17.75	72	359	57.75
	88MH54188011S14	6536	7189	53.75	17.75	80	399	63.75
	88MH60187211S14*	6665	7333	59.75	17.75	72	385	63.5
	88MH60188011S14	6867	7552	59.75	17.75	80	437	70.25



Media Hub, 1 TV Area, Bar Ht. Runoff	88MH54187211S16	6346	6981	53.75	17.75	72	359	57.75
	88MH54188011S16	6536	7189	53.75	17.75	80	399	63.75
	88MH60187211S16*	6665	7333	59.75	17.75	72	385	63.5
	88MH60188011S16	6867	7552	59.75	17.75	80	437	70.25



Media Hub, 1 TV Area, Drawers	88MH54187211S1B	8833	9716	53.75	17.75	72	359	57.75
	88MH54188011S1B	9022	9922	53.75	17.75	80	399	63.75
	88MH60187211S1B*	9231	10155	59.75	17.75	72	385	63.5
	88MH60188011S1B	9432	10375	59.75	17.75	80	437	70.25



**ORDERING NOTES:**

Please note that runoff tops and bases are sold separately, please see page 86 for item numbers and pricing.

**ORDERING PROCEDURE**

To order, please specify the following:  
 1) Krug product model number  
 2) Wood species and finish

**CODE DESCRIPTION**

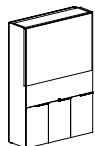
11 - closed bookcase  
 S1 - 1 TV area  
 4 - use with desk height runoff  
 6 - use with bar height runoff  
 B - drawer bank

**STANDARD FINISHES**

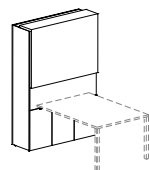
For a complete list of standard wood finishes, please see page 4.

## ADESSO MEDIA HUB 1 TV AREA, 1 HANG OVER PANEL

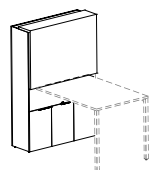
Description	Model	Oak		W	D	H	Shipping Weight	Cubic Feet
		Cherry Maple	Anigre Walnut					
Media Hub, 1 Hang-over Panel, 1 TV Area no Runoff	88MH54217211S1	8393	9231	53.75	20.75	72	442	65.25
	88MH54218011S1	8644	9508	53.75	20.75	80	493	72.25
	88MH60217211S1*	8919	9812	59.75	20.75	72	468	71.75
	88MH60218011S1	9187	10106	59.75	20.75	80	543	79.5



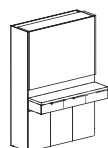
Media Hub, 1 Hang-over Panel, 1 TV Area, Desk Ht. Runoff	88MH54217211S14	8393	9231	53.75	20.75	72	442	65.25
	88MH54218011S14	8644	9508	53.75	20.75	80	493	72.25
	88MH60217211S14*	8919	9812	59.75	20.75	72	468	71.75
	88MH60218011S14	9187	10106	59.75	20.75	80	543	79.5



Media Hub, 1 Hang-over Panel, 1 TV Area, Bar Ht. Runoff	88MH54217211S16	8393	9231	53.75	20.75	72	442	65.25
	88MH54218011S16	8644	9508	53.75	20.75	80	493	72.25
	88MH60217211S16*	8919	9812	59.75	20.75	72	468	71.75
	88MH60218011S16	9187	10106	59.75	20.75	80	543	79.5



Media Hub, 1 Hang-over Panel, 1 TV Area, Drawers	88MH54211011S1B	10881	11967	53.75	20.75	72	442	65.25
	88MH54218011S1B	11130	12244	53.75	20.75	80	493	72.25
	88MH60217211S1B*	11484	12634	59.75	20.75	72	468	71.75
	88MH60218011S1B	11750	12926	59.75	20.75	80	543	79.5



**ORDERING NOTES:**

Please note that runoff tops and bases are sold separately, please see page 86 for item numbers and pricing. Hangover panel is available in veneer or palette. If not specified white palette is default.

**DIMENSION KEY**

W - width  
D - depth  
H - height

**CODE DESCRIPTION**

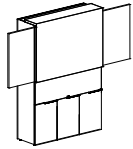
11 - closed bookcase  
S1 - 1 TV area  
4 - use with desk height runoff  
6 - use with bar height runoff  
B - drawer bank

**STANDARD FINISHES**

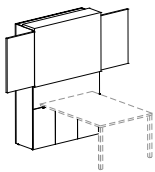
For a complete list of standard wood finishes, please see page 4.

# ADESSO MEDIA HUB 1 TV AREA, 1 HANG OVER PANEL, WHITE BOARD

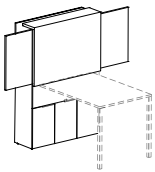
Description	Model	Oak		W	D	H	Shipping Weight	Cubic Feet
		Cherry Maple	Anigre Walnut					
Media Hub, 1 Hang-over Panel with White Board, 1 TV Area, no Runoff	88MH54217211S1WB	10179	11197	53.75	20.75	72	455	65.25
	88MH54218011S1WB	10486	11535	53.75	20.75	80	506	72.25
	88MH60217211S1WB*	11182	12300	59.75	20.75	72	481	71.75
	88MH60218011S1WB	11517	12669	59.75	20.75	80	556	79.5



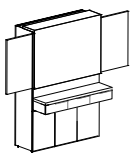
Media Hub, 1 Hang-over Panel with White Board, 1 TV Area, Desk Ht. Runoff	88MH54217211S1WB14	10179	11197	53.75	20.75	72	455	65.25
	88MH54218011S1WB14	10486	11535	53.75	20.75	80	506	72.25
	88MH60217211S1WB14*	11182	12300	59.75	20.75	72	481	71.75
	88MH60218011S1WB14	11517	12669	59.75	20.75	80	556	79.5



Media Hub, 1 Hang-over Panel with White Board, 1 TV Area, Bar Ht. Runoff	88MH54217211S1WB16	10179	11197	53.75	20.75	72	455	65.25
	88MH54218011S1WB16	10486	11535	53.75	20.75	80	506	72.25
	88MH60217211S1WB16*	11182	12300	59.75	20.75	72	481	71.75
	88MH60218011S1WB16	11517	12669	59.75	20.75	80	556	79.5



Media Hub, 1 Hang-over Panel with White Board, 1 TV Area, Drawers	88MH54221011S1WB1B	12667	13933	53.75	20.75	72	455	65.25
	88MH54218011S1WB1B	12972	14270	53.75	20.75	80	506	72.25
	88MH60217211S1WB1B*	13746	15121	59.75	20.75	72	481	71.75
	88MH60218011S1WB1B	14082	15489	59.75	20.75	80	556	79.5



**ORDERING NOTES:**

Please note that runoff tops and bases are sold separately, please see page 86 for item numbers and pricing. Hangover panel is available in veneer or palette. If not specified white palette is default.

**ORDERING PROCEDURE**

To order, please specify the following:  
 1) Krug product model number  
 2) Wood species and finish

**CODE DESCRIPTION**

11 - closed bookcase  
 S1 - 1 TV area  
 WB - white board  
 4 - use with desk height runoff  
 6 - use with bar height runoff  
 B - drawer bank

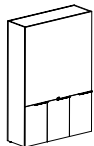
**STANDARD FINISHES**

For a complete list of standard wood finishes, please see page 4.

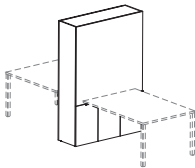


## ADESSO MEDIA HUB 1 TV AREA, 1 HANG OVER PANEL

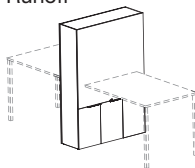
Description	Model	Oak Cherry Maple	Anigre Walnut	W	D	H	Shipping Weight	Cubic Feet
Media Hub, 2 TV	88MH54187211S2	6440	7084	53.75	17.75	72	359	57.75
Areas no	88MH54188011S2	6633	7296	53.75	17.75	80	399	63.75
Runoff	88MH60187211S2*	6766	7443	59.75	17.75	72	385	63.5
	88MH60188011S2	6970	7668	59.75	17.75	80	437	70.25



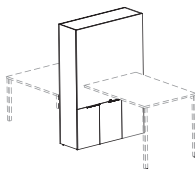
Media Hub, 2 TV	88MH54187211S244	6440	7084	53.75	17.75	72	359	57.75
Areas, Desk Ht.	88MH54188011S244	6633	7296	53.75	17.75	80	399	63.75
Runoff	88MH60187211S244*	6766	7443	59.75	17.75	72	385	63.5
	88MH60188011S244	6970	7668	59.75	17.75	80	437	70.25



Media Hub, 2 TV	88MH54187211S266	6440	7084	53.75	17.75	72	359	57.75
Areas, Bar Ht.	88MH54188011S266	6633	7296	53.75	17.75	80	399	63.75
Runoff	88MH60187211S266*	6766	7443	59.75	17.75	72	385	63.5
	88MH60188011S266	6970	7668	59.75	17.75	80	437	70.25



Media Hub, 2 TV	88MH54187211S246	6440	7084	53.75	17.75	72	359	57.75
Areas, 1 Desk & 1	88MH54188011S246	6633	7296	53.75	17.75	80	399	63.75
Bar Ht. Runoff	88MH60187211S246*	6766	7443	59.75	17.75	72	385	63.5
	88MH60188011S246	6970	7668	59.75	17.75	80	437	70.25



**ORDERING NOTES:**

Please note that runoff tops and bases are sold separately, please see page 86 for item numbers and pricing.

**DIMENSION KEY**

W - width  
D - depth  
H - height

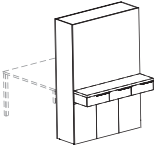
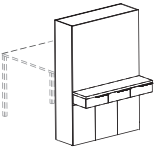
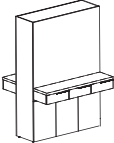
**CODE DESCRIPTION**

11 - closed bookcase  
S2 - 2 TV areas  
4 - use with desk height runoff  
6 - use with bar height runoff

**STANDARD FINISHES**

For a complete list of standard wood finishes, please see page 4.

# ADESSO MEDIA HUB 2 TV AREAS

Description	Model	Oak		W	D	H	Shipping Weight	Cubic Feet
		Cherry Maple	Anigre Walnut					
Media Hub, 2 TV Areas, Drawers/Desk Ht. Runoff 	88MH54187211S24B	8930	9820	53.75	17.75	72	359	57.75
	88MH54188011S24B	9120	10033	53.75	17.75	80	399	63.75
	88MH60187211S24B*	9333	10264	59.75	17.75	72	385	63.5
	88MH60188011S24B	9536	10488	59.75	17.75	80	437	70.25
Media Hub, 2 TV Areas, Drawers/Bar Ht. Runoff 	88MH54187211S26B	8930	9820	53.75	17.75	72	359	57.75
	88MH54188011S26B	9120	10033	53.75	17.75	80	399	63.75
	88MH60187211S26B*	9333	10264	59.75	17.75	72	385	63.5
	88MH60188011S26B	9536	10488	59.75	17.75	80	437	70.25
Media Hub, 2 TV Areas, 2 Drawers 	88MH54187211S2BB	11415	12556	53.75	17.75	72	359	57.75
	88MH54188011S2BB	11609	12771	53.75	17.75	80	399	63.75
	88MH60187211S2BB*	11896	13087	59.75	17.75	72	385	63.5
	88MH60188011S2BB	12098	13309	59.75	17.75	80	437	70.25

**ORDERING NOTES:**

Please note that runoff tops and bases are sold separately, please see page 86 for item numbers and pricing.

**ORDERING PROCEDURE**

To order, please specify the following:  
 1) Krug product model number  
 2) Wood species and finish

**CODE DESCRIPTION**

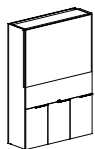
11 - closed bookcase  
 S2 - 2 TV areas  
 B - drawer bank  
 4 - use with desk height runoff  
 6 - use with bar height runoff

**STANDARD FINISHES**

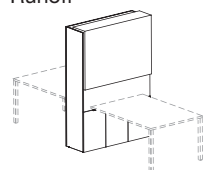
For a complete list of standard wood finishes, please see page 4.

## ADESSO MEDIA HUB 2 TV AREAS, 1 HANG OVER PANEL

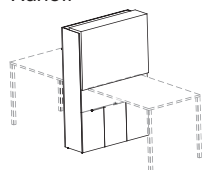
Description	Model	Oak Cherry Maple	Anigre Walnut	W	D	H	Shipping Weight	Cubic Feet
Media Hub, 1 Hangover Panel, 2 TV Areas no Runoff	88MH54217211S2	10534	11588	53.75	20.75	72	442	65.25
	88MH54218011S2	10851	11937	53.75	20.75	80	493	72.25
	88MH60217211S2*	11182	12300	59.75	20.75	72	468	71.75
	88MH60218011S2	11517	12669	59.75	20.75	80	543	79.5



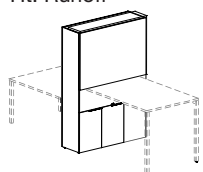
Media Hub, 1 Hang- over Panel, 2 TV Areas, Desk Ht. Runoff	88MH54217211S244	10534	11588	53.75	20.75	72	442	65.25
	88MH54218011S244	10851	11937	53.75	20.75	80	493	72.25
	88MH60217211S244*	11182	12300	59.75	20.75	72	468	71.75
	88MH60218011S244	11517	12669	59.75	20.75	80	543	79.5



Media Hub, 1 Hang- over Panel, 2 TV Areas, Bar Ht. Runoff	88MH54217211S266	10534	11588	53.75	20.75	72	442	65.25
	88MH54218011S266	10851	11937	53.75	20.75	80	493	72.25
	88MH60217211S266*	11182	12300	59.75	20.75	72	468	71.75
	88MH60218011S266	11517	12669	59.75	20.75	80	543	79.5



Media Hub, 1 Hang- over Panel, 2 TV Areas, Desk Ht./ Bar Ht. Runoff	88MH54217211S246	10534	11588	53.75	20.75	72	442	65.25
	88MH54218011S246	10851	11937	53.75	20.75	80	493	72.25
	88MH60217211S246*	11182	12300	59.75	20.75	72	468	71.75
	88MH60218011S246	11517	12669	59.75	20.75	80	543	79.5



**ORDERING NOTES:**

Please note that runoff tops and bases are sold separately, please see page 86 for item numbers and pricing. Hangover panel is available in veneer or palette. If not specified white palette is default.

**DIMENSION KEY**

W - width  
D - depth  
H - height

**CODE DESCRIPTION**

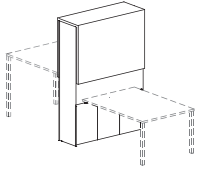
11 - closed bookcase  
S2 - 2 TV areas  
4 - use with desk height runoff  
6 - use with bar height runoff

**STANDARD FINISHES**

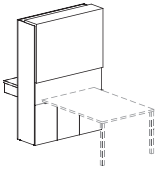
For a complete list of standard wood finishes, please see page 4.

# ADESSO MEDIA HUB 2 TV AREAS, 1 HANG OVER PANEL

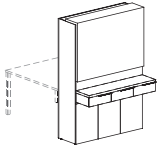
Description	Model	Oak		W	D	H	Shipping Weight	Cubic Feet
		Cherry Maple	Anigre Walnut					
Media Hub, 1 Hang-over Panel, 2 TV	88MH54217211S264	10534	11588	53.75	20.75	72	442	65.25
Areas, Bar Ht./ Desk	88MH54218011S264	10851	11107	53.75	20.75	80	493	72.25
Ht. Runoff	88MH60217211S264*	11182	12300	59.75	20.75	72	468	71.75
	88MH60218011S264	11517	12669	59.75	20.75	80	543	79.5



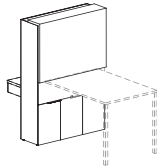
Media Hub, 1 Hang-over Panel, 2 TV	88MH54217211S2B4	13021	14323	53.75	20.75	72	442	65.25
Areas, Drawers/ Desk Ht. Runoff	88MH54218011S2B4	13340	14671	53.75	20.75	80	493	72.25
	88MH60217211S2B4*	13746	15121	59.75	20.75	72	468	71.75
	88MH60218011S2B4	14082	15489	59.75	20.75	80	543	79.5



Media Hub, 1 Hang-over Panel, 2 TV	88MH54217211S24B	13021	14323	53.75	20.75	72	442	65.25
Areas, Desk	88MH54218011S24B	13340	14671	53.75	20.75	80	493	72.25
Ht. Runoff/Drawers	88MH60217211S24B*	13746	15121	59.75	20.75	72	468	71.75
	88MH60218011S24B	14082	15489	59.75	20.75	80	543	79.5



Media Hub, 1 Hang-over Panel, 2 TV	88MH54217211S2B6	13021	14075	53.75	20.75	72	442	65.25
Areas, Drawers/ Bar	88MH54218011S2B6	13340	14424	53.75	20.75	80	493	72.25
Ht. Runoff	88MH60217211S2B6*	13746	14865	59.75	20.75	72	468	71.75
	88MH60218011S2B6	14082	15234	59.75	20.75	80	543	79.5



### ORDERING NOTES:

Please note that runoff tops and bases are sold separately, please see page 86 for item numbers and pricing. Hangover panel is available in veneer or palette. If not specified white palette is default.

### ORDERING PROCEDURE

To order, please specify the following:  
 1) Krug product model number  
 2) Wood species and finish

### CODE DESCRIPTION

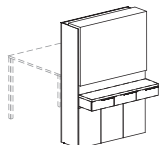
11 - closed bookcase  
 S2 - 2 TV areas  
 4 - use with desk height runoff  
 6 - use with bar height runoff  
 B - drawer bank

### STANDARD FINISHES

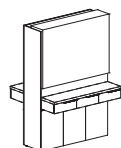
For a complete list of standard wood finishes, please see page 4.

## ADESSO MEDIA HUB 2 TV AREAS, 1 HANG OVER PANEL

Description	Model	Oak Cherry Maple	Anigre Walnut	W	D	H	Shipping Weight	Cubic Feet
Media Hub, 1 Hang- over Panel, 2 TV	88MH54217211S26B	13021	14075	53.75	20.75	72	442	65.25
	88MH54218011S26B	13340	14424	53.75	20.75	80	493	72.25
Areas, Bar Ht.	88MH60217211S26B*	13746	14865	59.75	20.75	72	468	71.75
Runoff/Drawers	88MH60218011S26B	14082	15234	59.75	20.75	80	543	79.5



Media Hub, 1 Hang- over Panel, 2 TV	88MH54217211S2BB	15509	17059	53.75	20.75	72	442	65.25
	88MH54218011S2BB	15825	17409	53.75	20.75	80	493	72.25
Areas, 2 Drawers	88MH60217211S2BB*	16312	17942	59.75	20.75	72	468	71.75
	88MH60218011S2BB	16647	18312	59.75	20.75	80	543	79.5



**ORDERING NOTES:**

Please note that runoff tops and bases are sold separately, please see page 86 for item numbers and pricing. Hangover panel is available in veneer or palette. If not specified white palette is default.

**DIMENSION KEY**

W - width  
D - depth  
H - height

**CODE DESCRIPTION**

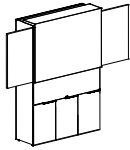
11 - closed bookcase  
S2 - 2 TV areas  
4 - use with desk height runoff  
6 - use with bar height runoff  
B - drawer bank

**STANDARD FINISHES**

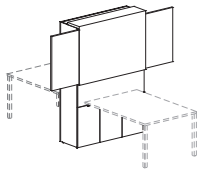
For a complete list of standard wood finishes, please see page 4.

# ADESSO MEDIA HUB 2 TV AREAS, 1 HANG OVER PANEL, WHITE BOARD

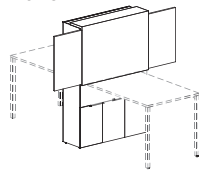
Description	Model	Oak		W	D	H	Shipping Weight	Cubic Feet
		Cherry Maple	Anigre Walnut					
Media Hub, 1 Hang-over Panel with White Board, 2 TV Areas no Runoff	88MH54217211S2WB	12322	13556	53.75	20.75	72	455	65.25
	88MH54218011S2WB	12693	13962	53.75	20.75	80	506	72.25
	88MH60217211S2WB*	12971	14269	59.75	20.75	72	481	71.75
	88MH60218011S2WB	13359	14696	59.75	20.75	80	556	79.5



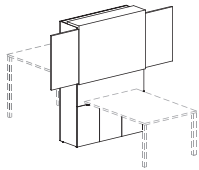
Media Hub, 1 Hang-over Panel with White Board, 2 TV Areas, Desk Ht. Runoff	88MH54217211S244WB	12322	13556	53.75	20.75	72	455	65.25
	88MH54218011S244WB	12693	13962	53.75	20.75	80	506	72.25
	88MH60217211S244WB*	12971	14269	59.75	20.75	72	481	71.75
	88MH60218011S244WB	13359	14696	59.75	20.75	80	556	79.5



Media Hub, 1 Hang-over Panel with White Board, 2 TV Areas, Bar Ht. Runoff	88MH54217211S266WB	12322	13556	53.75	20.75	72	455	65.25
	88MH54218011S266WB	12693	13962	53.75	20.75	80	506	72.25
	88MH60217211S266WB*	12971	14269	59.75	20.75	72	481	71.75
	88MH60218011S266WB	13359	14696	59.75	20.75	80	556	79.5



Media Hub, 1 Hang-over Panel with White Board, 2 TV Areas, Desk Ht./ Bar Ht. Runoff	88MH54217211S246WB	12322	13556	53.75	20.75	72	455	65.25
	88MH54218011S246WB	12693	13962	53.75	20.75	80	506	72.25
	88MH60217211S246WB*	12971	14269	59.75	20.75	72	481	71.75
	88MH60218011S246WB	13359	14696	59.75	20.75	80	556	79.5



**ORDERING NOTES:**

Please note that runoff tops and bases are sold separately, please see page 86 for item numbers and pricing. Hangover panel is available in veneer or palette. If not specified white palette is default.

**ORDERING PROCEDURE**

To order, please specify the following:  
 1) Krug product model number  
 2) Wood species and finish

**CODE DESCRIPTION**

11 - closed bookcase  
 S2 - 2 TV areas  
 4 - use with desk height runoff  
 6 - use with bar height runoff  
 WB - white board

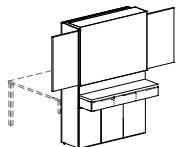
**STANDARD FINISHES**

For a complete list of standard wood finishes, please see page 4.

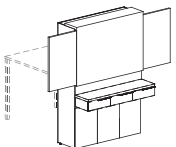


# ADESSO MEDIA HUB 2 TV AREAS, 1 HANG OVER PANEL, WHITE BOARD

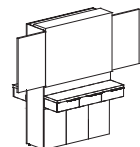
Description	Model	Oak Cherry Maple	Anigre Walnut	W	D	H	Shipping Weight	Cubic Feet
Media Hub, 1 Hang-over Panel with White Board, 2 TV Areas, Drawers/Desk Ht. Runoff	88MH54217211S24BWB	14812	16290	53.75	20.75	72	455	65.25
	88MH54218011S24BWB	15181	16697	53.75	20.75	80	506	72.25
	88MH60217211S24BWB*	15535	17089	59.75	20.75	72	481	71.75
	88MH60218011S24BWB	15925	17518	59.75	20.75	80	556	79.5



Media Hub, 1 Hang-over Panel with White Board, 2 TV Areas, Drawers/Bar Ht. Runoff	88MH54217211S26BWB	14812	16290	53.75	20.75	72	455	65.25
	88MH54218011S26BWB	15181	16697	53.75	20.75	80	506	72.25
	88MH60217211S26BWB*	15535	17089	59.75	20.75	72	481	71.75
	88MH60218011S26BWB	15925	17518	59.75	20.75	80	556	79.5



Media Hub, 1 Hang-over Panel with White Board, 2 TV Areas & 2 Drawers	88MH54217211S2BBWB	17297	19027	53.75	20.75	72	455	65.25
	88MH54218011S2BBWB	17667	19434	53.75	20.75	80	506	72.25
	88MH60217211S2BBWB*	18100	19912	59.75	20.75	72	481	71.75
	88MH60218011S2BBWB	18489	20338	59.75	20.75	80	556	79.5



**ORDERING NOTES:**

Please note that runoff tops and bases are sold separately, please see page 86 for item numbers and pricing. Hangover panel is available in veneer or palette. If not specified white palette is default.

**DIMENSION KEY**

W - width  
D - depth  
H - height

**CODE DESCRIPTION**

11 - closed bookcase  
S2 - 2 TV areas  
B - drawer bank  
4 - use with desk height runoff  
6 - use with bar height runoff  
WB - white board

**STANDARD FINISHES**

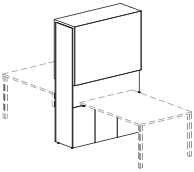
For a complete list of standard wood finishes, please see page 4.

# ADESSO MEDIA HUB 2 HANG OVER PANELS, 2 TV AREAS

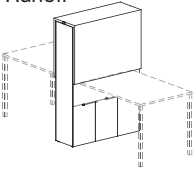
Description	Model	Oak Cherry Maple	Anigre Walnut	W	D	H	Shipping Weight	Cubic Feet
Media Hub, 2 Hang-over Panels, 2 TV Areas no Runoff	88MH54247211S2	10534	11588	53.75	23.75	72	532	72.75
	88MH54248011S2	10851	11937	53.75	23.75	80	594	80.75
	88MH60247211S2*	11182	12300	59.75	23.75	72	558	80.25
	88MH60248011S2	11517	12669	59.75	23.75	80	656	89



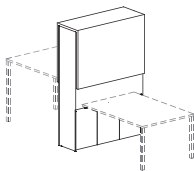
Media Hub, 2 Hang-over Panels, 2 TV Areas, Desk Ht. Runoff	88MH54247211S244	10534	11588	53.75	23.75	72	532	72.75
	88MH54248011S244	10851	11937	53.75	23.75	80	594	80.75
	88MH60247211S244*	11182	12300	59.75	23.75	72	558	80.25
	88MH60248011S244	11517	12669	59.75	23.75	80	656	89



Media Hub, 2 Hang-over Panels, 2 TV Areas, Bar Ht. Runoff	88MH54247211S266	10534	11588	53.75	23.75	72	532.7	2.75
	88MH54248011S266	10851	11937	53.75	23.75	80	594	80.75
	88MH60247211S266*	11182	12300	59.75	23.75	72	558	80.25
	88MH60248011S266	11517	12669	59.75	23.75	80	656	89



Media Hub, 2 Hang-over Panels, 2 TV Areas, Desk Ht. & Bar Ht. Runoff	88MH54247211S264	10534	11588	53.75	23.75	72	532	72.75
	88MH54248011S264	10851	11937	53.75	23.75	80	594	80.75
	88MH60247211S264*	11182	12300	59.75	23.75	72	558	80.25
	88MH60248011S264	11517	12669	59.75	23.75	80	656	89



**ORDERING NOTES:**

Please note that runoff tops and bases are sold separately, please see page 86 for item numbers and pricing. Hangover panel is available in veneer or palette. If not specified white palette is default.

**ORDERING PROCEDURE**

To order, please specify the following:  
 1) Krug product model number  
 2) Wood species and finish

**CODE DESCRIPTION**

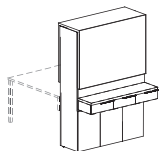
11 - closed bookcase  
 S2 - 2 TV areas  
 4 - use with desk height runoff  
 6 - use with bar height runoff  
 WB - white board

**STANDARD FINISHES**

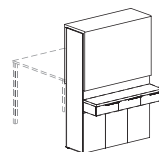
For a complete list of standard wood finishes, please see page 4.

## ADESSO MEDIA HUB 2 HANG OVER PANELS, 2 TV AREAS

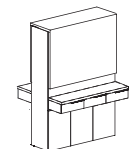
Description	Model	Oak Cherry Maple	Anigre Walnut	W	D	H	Shipping Weight	Cubic Feet
Media Hub, 2 Hang-over Panels, 2 TV Areas, Drawers/ Desk Ht. Runoff	88MH54247211S2B4	13021	14323	53.75	23.75	72	532	72.75
	88MH54248011S2B4	13340	14671	53.75	23.75	80	594	80.75
	88MH60247211S2B4*	13746	15121	59.75	23.75	72	558	80.25
	88MH60248011S2B4	14082	15489	59.75	23.75	80	656	89



Media Hub, 2 Hang-over Panels, 2 TV Areas, Drawers/ Bar Ht. Runoff	88MH54247211S2B6	13021	14323	53.75	23.75	72	532	72.75
	88MH54248011S2B6	13340	14671	53.75	23.75	80	594	80.75
	88MH60247211S2B6*	13746	15121	59.75	23.75	72	558	80.25
	88MH60248011S2B6	14082	15489	59.75	23.75	80	656	89



Media Hub, 2 Hang-over Panels, 2 TV Areas, 2 Drawers	88MH54247211S2BB	15509	17059	53.75	23.75	72	532	72.75
	88MH54248011S2BB	15825	17409	53.75	23.75	80	594	80.75
	88MH60247211S2BB*	16312	17942	59.75	23.75	72	558	80.25
	88MH60248011S2BB	16647	18312	59.75	23.75	80	656	89



### ORDERING NOTES:

Please note that runoff tops and bases are sold separately, please see page 86 for item numbers and pricing. Hangover panel is available in veneer or palette. If not specified white palette is default.

#### DIMENSION KEY

W - width  
D - depth  
H - height

#### CODE DESCRIPTION

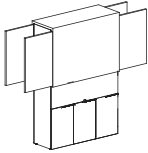
11 - closed bookcase  
S2 - 2 TV areas  
B - drawer bank  
4 - use with desk height runoff  
6 - use with bar height runoff  
WB - white board

#### STANDARD FINISHES

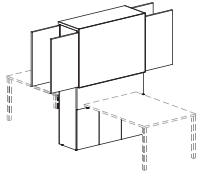
For a complete list of standard wood finishes, please see page 4.

# ADESSO MEDIA HUB 2 HANG OVER PANELS, WHITE BOARD

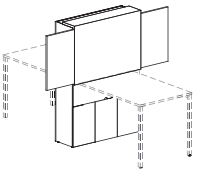
Description	Model	Oak Cherry Maple	Anigre Walnut	W	D	H	Shipping Weight	Cubic Feet
Media Hub, 2 Hang-over Panels with White Board, 2 TV Areas no Runoff	88MH54247211S2WB	12322	13556	53.75	23.75	72	559	72.75
	88MH54248011S2WB	12693	13962	53.75	23.75	80	621	80.75
	88MH60247211S2WB*	12971	14269	59.75	23.75	72	585	80.25
	88MH60248011S2WB	13359	14696	59.75	23.75	80	683	89



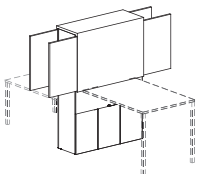
Media Hub, 2 Hang-over Panels with White Board, 2 TV Areas/ Desk Ht. Runoff	88MH54247211S244WB	12322	13556	53.75	23.75	72	559	72.75
	88MH54248011S244WB	12693	13962	53.75	23.75	80	621	80.75
	88MH60247211S244WB*	12971	14269	59.75	23.75	72	585	80.25
	88MH60248011S244WB	13359	14696	59.75	23.75	80	683	89



Media Hub, 2 Hang-over Panels with White Board, 2 TV Areas, Bar Ht. Runoff	88MH54247241S266WB	12322	12322	53.75	23.75	72	559	72.75
	88MH54248011S266WB	12693	12693	53.75	23.75	80	621	80.75
	88MH60247241S266WB*	12971	12971	59.75	23.75	72	585	80.25
	88MH60248011S266WB	13359	13359	59.75	23.75	80	683	89



Media Hub, 2 Hang-over Panels with White Board, 2 TV Areas, Desk Ht. & Bar Ht. Runoff	88MH54247241S246WB	12322	13556	53.75	23.75	72	559	72.75
	88MH54248011S246WB	12693	13962	53.75	23.75	80	621	80.75
	88MH60247211S246WB*	12971	14269	59.75	23.75	72	585	80.25
	88MH60248011S246WB	13359	14696	59.75	23.75	80	683	89



**ORDERING NOTES:**

Please note that runoff tops and bases are sold separately, please see page 86 for item numbers and pricing. Hangover panel is available in veneer or palette. If not specified white palette is default.

**ORDERING PROCEDURE**

To order, please specify the following:

- 1) Krug product model number
- 2) Wood species and finish

**CODE DESCRIPTION**

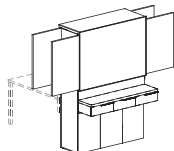
- 11 - closed bookcase
- S2 - 2 TV areas
- 4 - use with desk height runoff
- 6 - use with bar height runoff
- WB - white board

**STANDARD FINISHES**

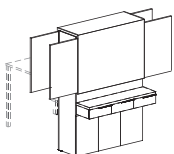
For a complete list of standard wood finishes, please see page 4.

## ADESSO MEDIA HUB 2 HANG OVER PANELS, WHITE BOARD

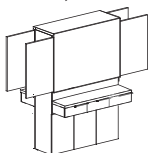
Description	Model	Oak Cherry Maple	Anigre Walnut	W	D	H	Shipping Weight	Cubic Feet
Media Hub, 2 Hang-over Panels with White Board, 2 TV Areas, Drawers/ Desk Ht. Runoff	88MH54247211S2B4WB	14812	16290	53.75	23.75	72	559	72.75
	88MH54248011S2B4WB	15181	16697	53.75	23.75	80	621	80.75
	88MH60247211S2B4WB*	15535	17089	59.75	23.75	72	585	80.25
	88MH60248011S2B4WB	15925	17518	59.75	23.75	80	683	89



Media Hub, 2 Hang-over Panels with White Board, 2 TV Areas, Drawers/ Bar Ht. Runoff	88MH54247211S2B6WB	14812	16290	53.75	23.75	72	559	72.75
	88MH54248011S2B6WB	15181	16697	53.75	23.75	80	621	80.75
	88MH60247211S2B6WB*	15535	17089	59.75	23.75	72	585	80.25
	88MH60248011S2B6WB	15925	17518	59.75	23.75	80	683	89



Media Hub, 2 Hang-over Panels with White Board, 2 TV Areas, 2 Drawers	88MH54247211S2BBWB	17297	19027	53.75	23.75	72	559	72.75
	88MH54248011S2BBWB	17667	19434	53.75	23.75	80	621	80.75
	88MH60247211S2BBWB*	18100	19912	59.75	23.75	72	585	80.25
	88MH60248011S2BBWB	18489	20338	59.75	23.75	80	683	89



### ORDERING NOTES:

Please note that runoff tops and bases are sold separately, please see page 86 for item numbers and pricing. Hangover panel is available in veneer or palette. If not specified white palette is default.

### DIMENSION KEY

W - width  
D - depth  
H - height

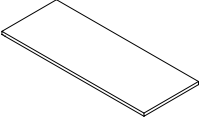
### CODE DESCRIPTION

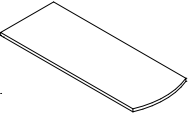
11 - closed bookcase  
S2 - 2 TV areas  
B - drawer bank  
4 - use with desk height runoff  
6 - use with bar height runoff  
WB - white board

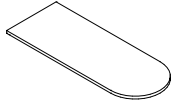
### STANDARD FINISHES

For a complete list of standard wood finishes, please see page 4.

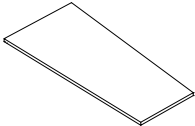
# ADESSO MEDIA HUB DESK HEIGHT RUNOFF TOPS

Description	Model	Oak			W	D	Shipping H	Cubic Weight	Feet	
		Cherry Maple	Anigre Walnut	Laminate						
	Desk Height, Rectangular Runoff Top	88MHR60364	1866	2054	1866	59.5	35.75	29.5	85	5
	88MHR60424	1981	2177	1981	59.5	41.75	29.5	98	6	
	88MHR66364	1920	2110	1920	65.5	35.75	29.5	93	5.5	
	88MHR66424	2035	2240	2035	65.5	41.75	29.5	106	6.5	
	88MHR72364	1970	2167	1970	71.5	35.75	29.5	100	6	
	88MHR72424	2089	2299	2089	71.5	41.75	29.5	115	7	
	88MHR78364	2161	2377	2161	77.5	35.75	29.5	108	6.5	
	88MHR78424	2291	2520	2291	77.5	41.75	29.5	118	7.5	
	88MHR84364	2212	2432	2212	83.5	35.75	29.5	115	7	
	88MHR84424	2670	2936	2670	83.5	41.75	29.5	135	8	
	88MHR96364	2641	2907	2641	95.5	35.75	29.5	140	7.5	
88MHR96424	2795	3076	2795	95.5	41.75	29.5	160	9		

	Desk Height, Arc Runoff Top	88MHAR60364	1976	2172	1976	59.5	35.75	29.5	85	5
	88MHAR60424	2087	2297	2087	59.5	41.75	29.5	98	6	
	88MHAR66364	2020	2221	2020	65.5	35.75	29.5	93	5.5	
	88MHAR66424	2134	2347	2134	65.5	41.75	29.5	106	6.5	
	88MHAR72364	2065	2273	2065	71.5	35.75	29.5	100	6	
	88MHAR72424	2185	2403	2185	71.5	41.75	29.5	115	7	
	88MHAR78364	2452	2697	2452	77.5	35.75	29.5	108	6.5	
	88MHAR78424	2559	2812	2559	77.5	41.75	29.5	118	7.5	
	88MHAR84364	2849	3135	2849	83.5	35.75	29.5	115	7	
	88MHAR84424	3008	3308	3008	83.5	41.75	29.5	135	8	
	88MHAR96364	3354	3688	3354	95.5	35.75	29.5	140	7.5	
88MHAR96424	3535	3890	3535	95.5	41.75	29.5	160	9		

	Desk Height, Bullet Runoff Top	88MHBR60364	1976	2172	1976	59.5	35.75	29.5	85	5
	88MHBR60424	2087	2297	2087	59.5	41.75	29.5	98	6	
	88MHBR66364	2020	2221	2020	65.5	35.75	29.5	93	5.5	
	88MHBR66424	2134	2347	2134	65.5	41.75	29.5	106	6.5	
	88MHBR72364	2065	2273	2065	71.5	35.75	29.5	100	6	
	88MHBR72424	2185	2403	2185	71.5	41.75	29.5	115	7	
	88MHBR78364	2452	2697	2452	77.5	35.75	29.5	108	6.5	
	88MHBR78424	2557	2812	2557	77.5	41.75	29.5	118	7.5	
	88MHBR84364	2849	3135	2849	83.5	35.75	29.5	115	7	
	88MHBR84424	3008	3308	3008	83.5	41.75	29.5	135	8	
	88MHBR96364	3354	3688	3354	95.5	35.75	29.5	140	7.5	
88MHBR96424	3535	3890	3535	95.5	41.75	29.5	160	9		

**ORDERING NOTES:** Please note that 2" Square Metal legs cannot be specified with the Bullet Runoff top.

	Desk Height, Visio Runoff Top	88MHVR6036-424	2117	2328	2117	59.5	35.75	29.5	98	6
	88MHVR6042-484	2236	2459	2236	59.5	41.75	29.5	110	6.5	
	88MHVR6636-424	2172	2390	2172	65.5	35.75	29.5	106	6.5	
	88MHVR6642-484	2295	2524	2295	65.5	41.75	29.5	120	7	
	88MHVR7236-424	2227	2448	2227	71.5	35.75	29.5	115	7	
	88MHVR7242-484	2353	2587	2353	71.5	41.75	29.5	130	7.5	
	88MHVR7836-424	2551	2805	2551	77.5	35.75	29.5	118	7.5	
	88MHVR7842-484	2659	2924	2659	77.5	41.75	29.5	145	8	
	88MHVR8436-424	2963	3260	2963	83.5	35.75	29.5	135	8	
	88MHVR8442-484	3129	3439	3129	83.5	41.75	29.5	155	9	
	88MHVR9636-424	3488	3836	3488	95.5	35.75	29.5	160	9	
88MHVR9642-484	3678	4042	3678	95.5	35.75	29.5	175	10		

**ORDERING PROCEDURE**

To order, please specify the following:  
 1) Krug product model number  
 2) Wood species and finish

**STANDARD FINISHES**

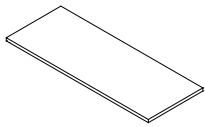
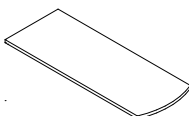
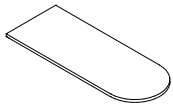
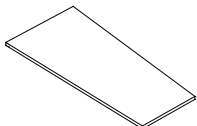
For a complete list of standard wood finishes, please see page 4.

**GROMMETS**

One wiring grommet in standard position is optional at no charge.



# ADESSO MEDIA HUB BAR HEIGHT RUNOFFS

Description	Model	Oak Cherry Maple	Anigre Walnut	Laminate	W	D	H	Shipping Weight	Cubic Feet
Bar Height, Rectangular Runoff  	88MHR60366	1866	2054	1866	59.5	35.75	29.5	85	5.25
	88MHR60426	1981	2177	1981	59.5	41.75	29.5	98	5.75
	88MHR66366	1920	2110	1920	65.5	35.75	29.5	93	5.5
	88MHR66426	2035	2240	2035	65.5	41.75	29.5	106	6.5
	88MHR72366	1970	2167	1970	71.5	35.75	29.5	100	6
	88MHR72426	2089	2299	2089	71.5	41.75	29.5	115	7
	88MHR78366	2161	2377	2161	77.5	35.75	29.5	108	6.5
	88MHR78426	2291	2520	2291	77.5	41.75	29.5	118	7.5
	88MHR84366	2212	2432	2212	83.5	35.75	29.5	115	7
	88MHR84426	2670	2936	2670	83.5	41.75	29.5	135	8
	88MHR96366	2641	2907	2641	95.5	35.75	29.5	140	8
88MHR96426	2795	3076	2795	95.5	41.75	29.5	160	9	
Bar Height, Arc Runoff  	88MHAR60366	1976	2172	1976	59.5	35.75	41.5	85	5.25
	88MHAR60426	2087	2297	2087	59.5	41.75	41.5	98	5.75
	88MHAR66366	2020	2221	2020	65.5	35.75	41.5	93	5.5
	88MHAR66426	2134	2347	2134	65.5	41.75	41.5	106	6.5
	88MHAR72366	2065	2273	2065	71.5	35.75	41.5	100	6
	88MHAR72426	2185	2403	2185	71.5	41.75	41.5	115	7
	88MHAR78366	2452	2697	2452	77.5	35.75	41.5	108	6.5
	88MHAR78426	2559	2812	2559	77.5	41.75	41.5	118	7.5
	88MHAR84366	2849	3135	2849	83.5	35.75	41.5	115	7
	88MHAR84426	3008	3308	3008	83.5	41.75	41.5	135	8
	88MHAR96366	3354	3688	3354	95.5	35.75	41.5	140	8
88MHAR96426	3535	3890	3535	95.5	41.75	41.5	160	9	
Bar Height, Bullet Runoff  	88MHBR60366	1976	2172	1976	59.5	35.75	41.5	85	5.25
	88MHBR60426	2087	2297	2087	59.5	41.75	41.5	98	5.75
	88MHBR66366	2020	2221	2020	65.5	35.75	41.5	93	5.5
	88MHBR66426	2134	2347	2134	65.5	41.75	41.5	106	6.5
	88MHBR72366	2065	2273	2065	71.5	35.75	41.5	100	6
	88MHBR72426	2185	2403	2185	71.5	41.75	41.5	115	7
	88MHBR78366	2452	2697	2452	77.5	35.75	41.5	108	6.5
	88MHBR78426	2557	2812	2557	77.5	41.75	41.5	118	7.5
	88MHBR84366	2849	3135	2849	83.5	35.75	41.5	115	7
	88MHBR84426	3008	3308	3008	83.5	41.75	41.5	135	8
	88MHBR96366	3354	3688	3354	95.5	35.75	41.5	140	8
88MHBR96426	3535	3890	3535	95.5	41.75	41.5	160	9	
<b>ORDERING NOTES:</b>									
Please note that 2" Square Metal legs cannot be specified with the Bullet Runoff top.									
Bar Height, Visio Runoff  	88MHVR6036-426	2117	2328	2117	59.5	35.75	41.5	98	6
	88MHVR6042-486	2236	2459	2236	59.5	41.75	41.5	110	6.5
	88MHVR6636-426	2172	2390	2172	65.5	35.75	41.5	106	6.5
	88MHVR6642-486	2295	2524	2295	65.5	41.75	41.5	120	7
	88MHVR7236-426	2227	2448	2227	71.5	35.75	41.5	115	7
	88MHVR7242-486	2353	2587	2353	71.5	41.75	41.5	130	7.5
	88MHVR7836-426	2551	2805	2551	77.5	35.75	41.5	118	7.5
	88MHVR7842-486	2659	2924	2659	77.5	41.75	41.5	145	8
	88MHVR8436-426	2963	3260	2963	83.5	35.75	41.5	135	8
	88MHVR8442-486	3129	3439	3129	83.5	41.75	41.5	155	9
	88MHVR9636-426	3488	3836	3488	95.5	35.75	41.5	160	9
88MHVR9662-486	3678	4042	3678	95.5	35.75	41.5	175	10	

**DIMENSION KEY**

W - width  
D - depth  
H - height

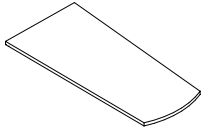
**STANDARD FINISHES**

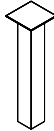
For a complete list of standard wood finishes, please see page 4.

**GROMMETS**


One wiring grommet in standard position is optional at no charge.

# ADESSO MEDIA HUB BAR HEIGHT RUNOFFS & BASES

Description	Model	Oak Cherry Maple	Anigre Walnut	Laminate	W	D	H	Shipping Weight	Cubic Feet	
	Bar Height, Visio Arc Runoff	88MHVAR6036-426	2155	2369	2155	59.5	41.75	41.5	98	6
		88MHVAR6042-486	2266	2492	2266	65.5	35.75	41.5	110	6.5
		88MHVAR6636-426	2201	2421	2201	65.5	41.75	41.5	106	6.5
		88MHVAR6642-486	2315	2545	2315	71.5	35.75	41.5	120	7
		88MHVAR7236-426	2250	2476	2250	71.5	41.75	41.5	115	7
		88MHVAR7242-486	2316	2549	2316	77.5	35.75	41.5	130	7.5
		88MHVAR7836-426	2518	2770	2518	77.5	41.75	41.5	118	7.5
		88MHVAR7842-486	2641	2907	2641	83.5	35.75	41.5	145	8
		88MHVAR8436-426	2917	3208	2917	83.5	41.75	41.5	135	8
		88MHVAR8442-486	3066	3371	3066	95.5	35.75	41.5	155	9
		88MHVAR9636-426	3423	3763	3423	95.5	35.75	41.5	160	9
		88MHVAR9642-486	3595	3955	3595	59.5	41.75	41.5	175	10

	4" Square Wood Leg	88LG429S1	556	611	4	4	28	-	1
		88LG442S1	516	568	4	4	41	-	1.5

**Legs required per runoff: 1**

	4" Diameter Metal Leg	88LG429D8	811		4	4	28	-	1
		88LG442D8	759		4	4	41	-	1.5

**Legs required per runoff: 1**

	Disc Base	88141828	644		18	18	28.5	30	8
		88141842	676"		18	18	41	35	8.5

**Legs required per runoff: 1**

	2" Square Metal Leg	88LG229M	465		2	2	28	19	3
		88LGX242M	706		2	2	41	-	4

**Legs required per runoff: 2**

**ORDERING NOTES:**

Please note that 2" Square Metal legs cannot be specified with the Bullet Runoff top

	T- Base	88LG2029TR5	480		3	20	28	-	1
		88LG2042TR5	537		3	20	41	-	1.5

**Legs required per runoff: 1**

**ORDERING PROCEDURE**

To order, please specify the following:

- 1) Krug product model number
- 2) Wood species and finish

**STANDARD FINISHES**

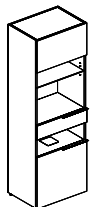
For a complete list of standard wood finishes, please see page 4.

**BASE**

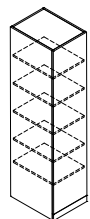
A 29" base is to be used to achieve a desk height runoff, 42" base is to be used for bar height runoff.

# ADESSO MEDIA HUB STORAGE

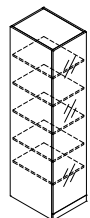
Description	Model	Oak		W	D	H	Shipping Weight	Cubic Feet
		Cherry Maple	Anigre Walnut					
Media Hub Storage & Waste/Recycling	88MHST241872103L	5117	5632	24	17.75	72	132	20
	88MHST241872103R	5117	5632	24	17.75	72	132	20
	88MHST241880103L*	5194	5715	24	17.75	80	156	22.5
	88MHST241880103R	5194	5715	24	17.75	80	156	22.5



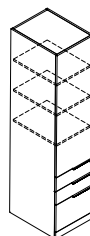
Media Hub Storage, 5 Closed	88MHST24187211L	4334	4765	24	17.75	72	160	20
	88MHST24187211R	4334	4765	24	17.75	72	160	20
	88MHST24188011L*	4398	4839	24	17.75	80	188	22.25
	88MHST24188011R	4398	4839	24	17.75	80	188	22.25



Media Hub Storage, 5 Closed Back Painted Glass Doors	88MHST24187211ZL	5881	6472	24	17.75	72	160	20
	88MHST24187211ZR	5881	6472	24	17.75	72	160	20
	88MHST24188011ZL*	6685	7354	24	17.75	80	188	22.25
	88MHST24188011ZR	6685	7354	24	17.75	80	188	22.25



Media Hub Storage, 2 Box/1File drawer/3 Closed	88MHST24187293L	4510	4709	24	17.75	72	118	20
	88MHST24187293R	4510	4709	24	17.75	72	118	20
	88MHST24188093L*	4580	4784	24	17.75	80	152	22.25
	88MHST24188093R	4580	4784	24	17.75	80	152	22.25



**DIMENSION KEY**

W - width  
D - depth  
H - height

**CODE DESCRIPTION**

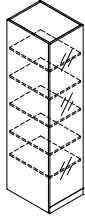
L - hinged left  
R - hinged right  
Z - glass

**STANDARD FINISHES**

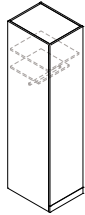
For a complete list of standard wood finishes, please see page 4.

# ADESSO MEDIA HUB STORAGE

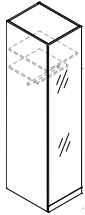
Description	Model	Oak		W	D	H	Shipping Weight	Cubic Feet
		Cherry Maple	Anigre Walnut					
Media Hub Storage, 2 Box/1File Drawer/	88MHST24187293ZL	5527	5742	24	17.75	72	118	20
3 Closed Back	88MHST24187293ZR	5527	5742	24	17.75	72	118	20
Painted Glass Doors	88MHST24188093ZL*	5889	6117	24	17.75	80	152	22.25
	88MHST24188093ZR	5889	6117	24	17.75	80	152	22.25



Media Hub Wardrobe, Coat Hooks & Shelf	88MHWR24187201L	3707	4074	24	17.75	72	148	20
	88MHWR24187201R	3707	4074	24	17.75	72	148	20
	88MHWR24188001L*	3761	4138	24	17.75	80	174	22.5
	88MHWR24188001R	3761	4138	24	17.75	80	174	22.5



Media Hub Wardrobe, Coat Hooks & Shelf	88MHWR24187201ZL	5619	6183	24	17.75	72	148	20
Back Painted Glass Doors	88MHWR24187201ZR	5619	6183	24	17.75	72	148	20
	88MHWR24188001ZL*	6024	6628	24	17.75	80	174	22.5
	88MHWR24188001ZR	6024	6628	24	17.75	80	174	22.5



HDMI Technology Bay, Graphite Gray	88HDMITB	9746		13.25	8	9.5	-	-
------------------------------------	----------	------	--	-------	---	-----	---	---



This module includes: 4 simplex receptacles, 4 HDMI show me cables, HDMI 4 position switchbox, 2 plate cutouts, 15' HDMI monitor cable, 108" power cord.

**NOTES:** This module is mounted in the runoff tops near the media hub cabinet. This module is large and knee clearance can be an issue on 36" deep tops if someone is seated next to it. Technology adaptors are available for use in the 2 plate cutouts.

HDMI to VGA Adaptor pack & Audio Support	88HDMI/ VGA	599		-	-	-	-	-
HDMI to Display Port & Adaptor Pack	88HDMI/DP	187		60	2.5	1	5	0.75
HDMI to Mini Display Port & Thunderbolt Adaptor Pack	88HDMI/ MDP	164		3.5	1.75	-	5.0	25

## ORDERING PROCEDURE

To order, please specify the following:  
 1) Krug product model number  
 2) Wood species and finish

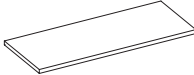
## CODE DESCRIPTION

L - hinged left  
 R - hinged right  
 Z - glass

## STANDARD FINISHES

For a complete list of standard wood finishes, please see page 4.

## ADESSO MODULAR TOPS

Description	Model	Oak Cherry Maple	Anigre Walnut	W	D	Shipping Weight	Cubic Feet
Work Surfaces	88TP3020	694	763	29.75	20	30	2
	88TP3024	723	795	29.75	24	35	2.25
	88TP3030	833	915	29.75	30	35	2
	88TP3036	1109	1222	29.75	36	38	2.75
	88TP3620	753	829	35.75	20	35	2.25
	88TP3624	830	913	35.75	24	40	2.5
	88TP3630	1109	1222	35.75	30	38	2.75
	88TP3636	1246	1372	35.75	36	38	2.75
	88TP4220	833	915	42	20	32	2.25
	88TP4224	971	1065	42	24	36	2.75
	88TP4230	1246	1372	42	30	43	3.25
	88TP4236	1526	1676	42	36	50	3.75
	88TP4820	919	1012	47.75	20	42	2.75
	88TP4824	1066	1171	47.75	24	45	3
	88TP4830	1386	1526	47.75	30	48	3.5
	88TP4836	1663	1828	47.75	36	56	4.25
	88TP5420	1039	1142	53.75	20	52	3.25
	88TP5424*	1068	1178	53.75	24	54	3.5
	88TP5430	1526	1676	53.75	30	53	4
	88TP5436	1940	2133	53.75	36	62	4.75
	88TP6020	1098	1210	59.75	20	56	3.5
	88TP6024	1131	1244	59.75	24	65	4
	88TP6030	1802	1982	59.75	30	58	4.5
	88TP6036	2079	2285	59.75	36	68	5.25
	88TP6620	1246	1372	66	20	45	3.5
	88TP6624	1526	1676	66	24	52	4
	88TP6630	1940	2133	66	20	63	4.75
	88TP6636	2355	2590	66	24	73	5.5
	88TP7220	1162	1276	71.5	20	67	4.25
	88TP7224	1192	1310	71.5	24	78	4.75
	88TP7230	2079	2285	71.5	20	68	5.25
	88TP7236	2493	2743	71.5	24	79	6
	88TP7820	1497	1645	78	20	32	5.25
	88TP7824	1880	2065	78	24	36	5.75
	88TP7830	2348	2585	78	30	43	6.25
	88TP7836	2819	3101	78	36	50	6.75
88TP8420	1251	1376	83.5	20	82	5	
88TP8424	1282	1409	83.5	24	89	5.5	
88TP8430	2493	2743	83.5	20	85	6	
88TP8436	2910	3202	83.5	24	99	7	
88TP9024	1356	1491	89.5	24	97	6	
88TP9030	2632	2894	89.5	24	90	6.5	
88TP9036	3186	3507	89.5	24	105	7.5	
88TP9624	1431	1573	95.5	24	102	6.25	
88TP9630	2770	3047	95.5	24	95	6.75	
88TP9636	3323	3656	95.5	24	111	8	
88TP10824	1536	1690	107.5	24	113	7	

**DIMENSION KEY**

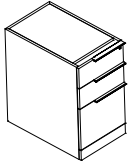
W - width  
D - depth  
H - height

**STANDARD FINISHES**

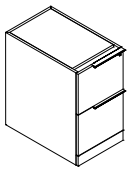
For a complete list of standard wood finishes, please see page 4.

# ADESSO MODULAR PEDESTALS WITH FINISHED BACKS

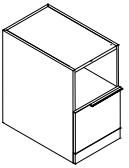
Description	Model	Oak Cherry Maple	Anigre Walnut	W	D	H	Shipping Weight	Cubic Feet
Pedestal, Finished	88PFB16204F	1676	1856	15.75	20	28	62	6.25
Back, Desk Height,	88PFB16244F*	1777	1955	15.75	24	28	66.7	25
2 Box, 1 File	88PFB16304F	1913	2105	15.75	30	28	74	9



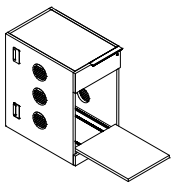
Pedestal, Finished	88PFB16204D	1642	1806	15.75	20	28	60	6.25
Back, Desk Height,	88PFB16244D*	1732	1907	15.75	24	28	66	7.25
2 File								



Pedestal, Finished	88PFB16202815	1897	2087	15.75	20	28	46	6.25
Back, Desk Height,	88PFB16242815*	1974	2170	15.75	24	28	52	7.75
Open, 1 File	88PFB16302815	2092	2303	15.75	30	28	61	9



Pedestal, Finished	88PFB CPU162428	2348	2585	15.75	24	28	65	7.25
Back, Desk Height, Equipment Pedestal with Pull Out Shelf								



### ORDERING NOTES:

Box and pedestal file drawers are available with a soft-closing drawer option. Please add 'S' to the end of the model number and **\$152 list**. e.g. 88MP16204FS.

### ORDERING PROCEDURE

To order, please specify the following:

- 1) Krug product model number
- 2) Wood species and finish

### CODE DESCRIPTION

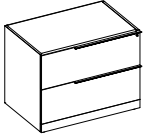
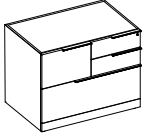
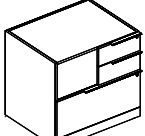
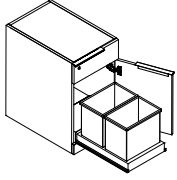
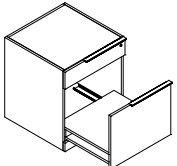
4 - desk height  
F - 2 box, 1 file drawer  
D - 2 file drawers  
15- open, 1 file

### STANDARD FINISHES

For a complete list of standard wood finishes, please see page 4.



# ADESSO MODULAR PEDESTALS WITH FINISHED BACKS

Description	Model	Oak		W	D	H	Shipping Weight	Cubic Feet
		Cherry Maple	Anigre Walnut					
 Pedestal, Finished Back, Desk Height, 2 Lateral File	88PFB30202801	2952	3246	29.75	20	28	164	11.25
	88PFB36202801	3088	3396	35.75	20	28	170	13.5
	88PFB30242801	3133	3445	29.75	24	28	168	13.25
	88PFB36242801*	3238	3562	35.75	24	28	174	16
 Pedestal, Finished Back, Desk Height, Combination	88PFB362042802	3661	4024	35.75	20	28	178	13.5
	88PFB362442802*	3793	4173	35.75	24	28	162	16
	88PFB362042804	3661	4024	35.75	20	28	178	13.5
	88PFB362442804	3793	4173	35.75	24	28	162	16
 Pedestal, Finished Back, Desk Height, Combination	88PFB302042815	3449	3793	29.75	20	28	175	11.25
	88PFB362042815	3582	3940	35.75	20	28	178	13.5
	88PFB302442815	3630	3993	29.75	24	28	160	13.25
	88PFB362442815*	3718	4090	35.75	24	28	162	16
 Pedestal, Finished Back, Desk Height, Recycle Center	88PFBRC16244L	3432	3774	15.75	24	28	80	7.25
	88PFBRC16244R*	3432	3774	15.75	24	28	80	7.25
 Pedestal, Finished Back, Desk Height, Printer Drawer	88PFBPP24244	3688	3828	23.75	24	28	65	9

## ORDERING NOTES:

Box and pedestal file drawers are available with a soft-closing drawer option. Please add 'S' to the end of the model number and **\$152 list**. e.g. 88MP16204FS.

## DIMENSION KEY

W - width  
D - depth  
H - height

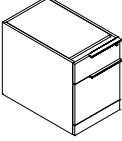
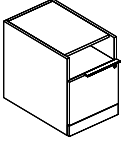
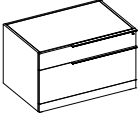
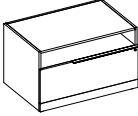
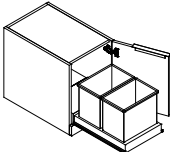
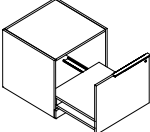
## CODE DESCRIPTION

4 - desk height  
F - 2 box, 1 file drawer  
01 - 2 lateral files  
02 - 2 box on right, file left, lateral file  
04 - file right, 2 box left, lateral file  
15 - 2 box on right, open left, lateral file  
L - hinged left  
R - hinged right

## STANDARD FINISHES

For a complete list of standard wood finishes, please see page 4.

# ADESSO 3/4 HEIGHT MODULAR PEDESTALS WITH FINISHED BACKS

Description	Model	Oak		W	D	H	Shipping Weight	Cubic Feet
		Cherry Maple	Anigre Walnut					
Pedestal, Finished Back, 3/4 Height, Box, File	88PFB16203F	1386	1534	15.75	20	23	50	5
	88PFB16243F*	1478	1619	15.75	24	23	54	5.75
								
Pedestal, Finished Back, 3/4 Height,	88PFB1620315	1431	1584	15.75	20	23	40	5
	88PFB1624315*	1522	1795	15.75	24	23	44	5.75
								
Pedestal, Finished Back, 3/4 Height, Box, Lateral Files	88PFB30202316	2726	3008	29.75	20	23	135	9
	88PFB30242316	2817	3099	29.75	24	23	137	10.75
	88PFB36202316*	2830	3122	35.75	20	23	155	10.5
	88PFB36242316	2921	3208	35.75	24	23	149	12.5
								
Pedestal, Finished Back, 3/4 Height, Open, Lateral File	88PFB30202315	2860	3158	29.75	20	23	125	9
	88PFB30242315	2952	3247	29.75	24	23	127	10.75
	88PFB36202315*	2966	3289	35.75	20	23	139	10.5
	88PFB36242315	3214	3529	35.75	24	23	145	12.5
								
Pedestal, Finished Back, 3/4 Height Recycle Center	88PFBRC16243L	3146	3461	15.75	24	23	55	7.25
	88PFBRC16243R*	3146	3461	15.75	24	23	55	7.25
								
Pedestal, Finished Back 3/4 Height Printer Drawer	88PFBPP242423	3208	3530	23.75	24	23	55	8.5
								

**ORDERING NOTES:**

Box and pedestal file drawers are available with a soft-closing drawer option. Please add 'S' to the end of the model number and **\$152 list**. e.g. 88MP16204FS.

**ORDERING PROCEDURE**

To order, please specify the following:  
 1) Krug product model number  
 2) Wood species and finish

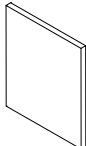
**CODE DESCRIPTION**


3 - 3/4 height  
 F - 2 box, 1 file drawer  
 01 - 2 lateral files  
 15 - open, 1 file  
 16 - box, lateral file  
 L - hinged left  
 R - hinged right


**STANDARD FINISHES**

For a complete list of standard wood finishes, please see page 4.

# ADESSO DESK HEIGHT MODULAR SUPPORTS

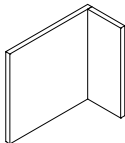
Description	Model	Oak		W	D	H	Shipping Weight	Cubic Feet
		Cherry Maple	Anigre Walnut					
	88GB2029L	542	597	20	1.5	28	24	1.5
	88GB2029R	542	597	20	1.5	28	24	1.5
	88GB2429L	589	647	24	1.5	28	28	1.75
	88GB2429R	589	647	24	1.5	28	28	1.75

Full Height Worksurface Support - Half Gable, Use with Modesty Panel 	88HG0729	391	431	7	1.5	28	8	1
	88HG1129	497	547	11	1.5	28	14	1.25

Full Height Worksurface Support - Half Gable, Use with no Modesty Panel 	88HG1029NMP	651	715	10	1.5	28	14	1.25
---	-------------	-----	-----	----	-----	----	----	------

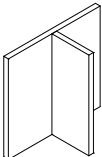
**ORDERING NOTES:**

Work surface support - Half Gable is used only when a modesty panel is not specified for an unsupported span greater than 60".

Full Height Work Surface Support - L Base 	88LB2029L	694	763	16	20	28	55	2.25
	88LB2029R	694	763	16	20	28	55	2.25
	88LB2429L	753	829	16	24	28	60	3
	88LB2429R*	753	829	16	24	28	60	3

**ORDERING NOTES:**

Work surface support - L Base is used only when a modesty panel is not specified for an unsupported span greater than 60".

Full Height Work Surface Support - T Base 	88TB120729*	934	1029	12	7	28	37	1.25
	88TB121129	1011	1110	12	11	28	45	1.5

**DIMENSION KEY**

W - width  
D - depth  
H - height

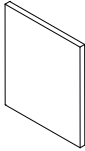
**CODE DESCRIPTION**

L - left handed position  
R - right handed position

**STANDARD FINISHES**

For a complete list of standard wood finishes, please see page 4.

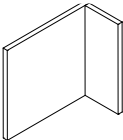
# ADESSO 3/4 HEIGHT MODULAR SUPPORTS

Description	Model	Oak Cherry Maple	Anigre Walnut	W	D	H	Shipping Weight	Cubic Feet
	88GB2023L	513	564	20	1.5	23	24	1.5
	88GB2023R	513	564	20	1.5	23	24	1.5
	88GB2423L*	559	615	24	1.5	23	28	1.75
	88GB2423R	559	615	24	1.5	23	28	1.75

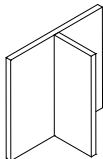
	88HG0723	333	365	7	1.5	23	8	1
	88HG1123*	437	481	11	1.5	23	14	1.25

**ORDERING NOTES:**

Work surface support - Half Gable is used only when a modesty panel is not specified for an unsupported span greater than 60".

	88LB2023L	633	696	16	20	23	43	2.25
	88LB2023R	633	696	16	20	23	43	2.25
	88LB2423L	694	763	16	24	23	48	3
	88LB2423R*	694	763	16	24	23	48	3

**NOTE:** Work surface support - L Base is used only when a modesty panel is not specified for an unsupported span greater than 60".

	88TB120723	873	960	12	7	23	28	1.25
	88TB121123*	952	1044	12	11	23	34	1.5

**NOTE:** Work surface support - T-Base is used only when a modesty panel is not specified for an unsupported span greater than 60".

**ORDERING PROCEDURE**

To order, please specify the following:

- 1) Krug product model number
- 2) Wood species and finish

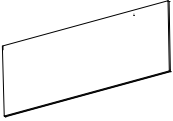
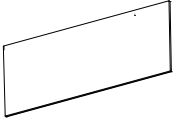
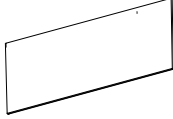
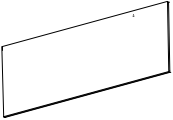
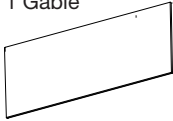
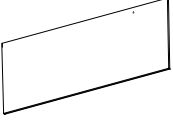
**CODE DESCRIPTION**

- L - left handed position
- R - right handed position

**STANDARD FINISHES**

For a complete list of standard wood finishes, please see page 4.

## ADESSO MODULAR MODESTY PANELS

Description	Model	Oak Cherry Maple	Anigre Walnut	W	D	H	Shipping Weight	Cubic Feet
	Full Height Modesty Panels for Modular Tops with 2-16" Pedestals	88MP6041	739	811	28	0.75	28	1.5
		88MP6641	812	895	34	0.75	28	2
		88MP7241	889	979	40	0.75	28	2.25
		88MP7841	994	1093	46	0.75	28	2.5
		88MP8441	1098	1210	52	0.75	28	2.75
		88MP9041	1282	1409	58	0.75	28	3.25
		88MP9641	1461	1609	64	0.75	28	3.5
		88MP10841	1732	1907	76	0.75	28	4
	Full Modesty Panels for Modular Tops with 1-16" Pedestal & 1 Gable	88MP6042	739	811	43	0.75	28	2.25
		88MP6642	812	895	49	0.75	28	2.5
		88MP7242	889	979	55	0.75	28	2.75
		88MP7842	994	1093	61	0.75	28	3.25
		88MP8442	1098	1210	67	0.75	28	3.5
		88MP9042	1282	1409	73	0.75	28	4
		88MP9642*	1461	1609	79	0.75	28	4.25
		88MP10842	1732	1907	91	0.75	28	5
	Full height modesty panels for modular tops with 2 gables	88MP6043	739	811	57	0.75	28	3
		88MP6643	812	895	63	0.75	28	3.5
		88MP7243	889	979	69	0.75	28	3.75
		88MP7843	994	1093	75	0.75	28	4
		88MP8443	1098	1210	81	0.75	28	4.5
		88MP9043	1282	1409	87	0.75	28	4.75
		88MP9643*	1461	1609	93	0.75	28	5
		88MP10843	1732	1907	105	0.75	28	5.5
	3/4 Height Modesty Panels for Modular Tops with 2- 16" Pedestals	88MP6031	648	714	28	0.75	23	1.5
		88MP6631	723	795	34	0.75	23	2
		88MP7231	799	879	40	0.75	23	2.25
		88MP7831	905	994	46	0.75	23	2.5
		88MP8431	1011	1110	52	0.75	23	2.75
		88MP9031	1192	1310	58	0.75	23	3.25
		88MP9631*	1372	1509	64	0.75	23	3.5
		88MP10831	1642	1806	76	0.75	23	4
	3/4 Height Modesty Panels for Modular Tops with 1- 16" Pedestal & 1 Gable	88MP6032	648	714	43	0.75	23	1.75
		88MP6632	723	795	49	0.75	23	2
		88MP7232	799	879	55	0.75	23	2.25
		88MP7832	905	994	61	0.75	23	2.75
		88MP8432	1011	1110	67	0.75	23	3
		88MP9032	1192	1310	73	0.75	23	3.5
		88MP9632*	1372	1509	79	0.75	23	3.75
		88MP10832	1642	1806	91	0.75	23	4.5
	3/4 Height Modesty Panels for Modular Tops with 2 Gables	88MP6033	648	714	57	0.75	23	2
		88MP6633	723	795	63	0.75	23	2.5
		88MP7233	799	879	69	0.75	23	2.75
		88MP7833	905	994	75	0.75	23	3
		88MP8433	1011	1110	81	0.75	23	3.5
		88MP9033	1192	1310	87	0.75	23	3.75
		88MP9633*	1372	1509	93	0.75	23	4
		88MP10833	1642	1806	105	0.75	23	4.5

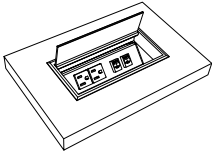
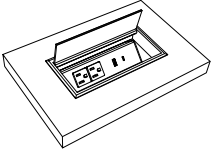
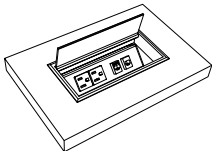
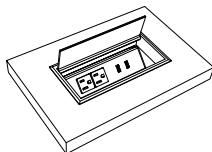

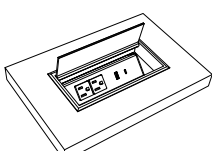
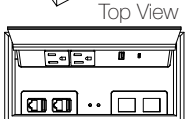
**DIMENSION KEY**

W - width  
D - depth  
H - height

**STANDARD FINISHES**

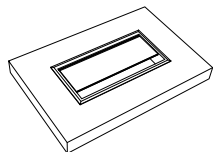
For a complete list of standard wood finishes, please see page 4.

# ADESSO POWERPORTS

Description	Model	Price	W	D	H	Shipping Weight	Cubic Feet
PowerPort 1 - 2 RJ45s (Category 5/6)	PORT1	278	8	4	-	-	-
	<p><b>Port Includes:</b> 2 accessible power outlets &amp; 1 side utility outlet powered by a 10' plug-in cord; 2 RJ45 (category 5/6) each with hard wired 10' data cords; 2 velcro wire managers and metal PowerPort shroud. PortPort lid is Silver Metallic.</p> <p><b>NOTE:</b> RJ45 jacks with hard wired data cords included here must be within 10' of building utilities source to be functional.</p>						
PowerPort 2 - USB-A & USB-C	PORT2	280	8	4	-	-	-
	<p><b>Port Includes:</b> 2 accessible power outlets &amp; 1 side utility outlet; 1 USB-A &amp; 1 USB-C charging ports all powered by a 10' plug-in cord; 2 velcro wire managers and metal PowerPort shroud. PortPort lid is Silver Metallic.</p>						
PowerPort 3 - RJ11 & RJ45	PORT3	270	8	4	-	-	-
	<p><b>Port Includes:</b> 2 accessible power outlets &amp; 1 side utility outlet; 1 RJ11 &amp; 1 RJ45 (Category 5/6); 2 Velcro wire managers &amp; PowerPort Shroud; 1 x 10 Foot Data Cords (T568A) &amp; 1 x 14 Foot RJ11 (Telecomm); powered by a 10' plug-in cord. PortPort lid is Silver Metallic.</p> <p><b>NOTE:</b> RJ45 &amp; RJ11 jacks with hard wired data cords included here must be within 10' of building utilities source to be functional.</p>						
PowerPort 4 - 2 USB-A	PORT4	287	8	4	-	-	-
	<p><b>Port Includes:</b> 2 accessible power outlets &amp; 1 side utility outlet; 2- USB-A charging ports all powered by a 10' plug-in cord; 2 velcro wire managers and metal PortPort shroud. PortPort lid is Silver Metallic.</p>						
PowerPort 5 - 4 Receptacles	PORT5	280	8	4	-	-	-
	<p><b>Port Includes:</b> 4 accessible power outlets &amp; 1 side utility outlet powered by a 10' plug-in cord; 2 velcro wire managers and metal power port shroud. PortPort lid is Silver Metallic.</p>						
PowerPort 6 - USB-A, USB-C & RJ45	PORT6	406	8	4	-	-	-
 	<p><b>Port Includes:</b> 2 accessible power outlets &amp; 1 side utility outlet 1 USB-A, 1 USB-C charging ports all powered by a 10' plug-in power cord. Includes 2 velcro wire managers and metal PortPort shroud with 2 data plate knock outs, 1 #M02 plate insert &amp; 2 #S01W RJ45 female input, punch down terminal output snap in jacks. 2nd data plate knock out is blank for future use. PortPort lid is Silver Metallic.</p>						

# ADESSO CABLE MANAGEMENT

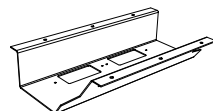
Description	Model	Price	W	D	H	Shipping Weight	Cubic Feet
Port - no Powerbar	Port0	137	8	4	-	-	-



**Port Includes:** Port lid & Shroud only.

**ORDERING NOTE:** Velcro wire managers not included, see below for pricing. Port lid is Silver Metallic.

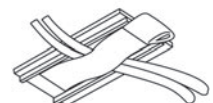
PowerPort Shroud with 2 Data Plate Knock-outs	SHROUD2KO	Must be requested - no upcharge	-	-	-	-	-
---	-----------	---------------------------------	---	---	---	---	---



Angled PowerPort Shroud Includes: shroud with 2 data plate knock-outs in the bottom.

**ORDERING NOTE:** Please refer to data plate, data and AV integration options on page 100.

Velcro Wire Manager (qty 1)	WM-4	26	2	4.5	0.5	-	-
-----------------------------	------	----	---	-----	-----	---	---



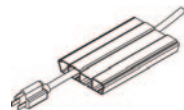
2 velcro wire managers are included with Ports 1-5.

Wire Management Trough	WM-72	182	72	3	1	-	-
------------------------	-------	-----	----	---	---	---	---



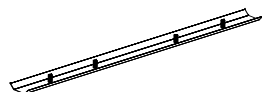
Wire Management Trough is standard in a 72" length & can be cut to specific length; double-sided tape installation.

4-Channel Wire Management	CM-72	231	72	3	1	-	-
---------------------------	-------	-----	----	---	---	---	---



4-Channel Wire Management is standard in a 72" length & can be cut to specific length; double-sided tape installation.

Silver Metallic Trough	88CT36	59	30	2	-	0.25	-
	88CT42	74	36	2	-	0.25	-
	88CT48	91	36	2	-	0.25	-
	88CT54	105	48	2	-	0.5	-
	88CT60	121	48	2	-	0.5	-
	88CT66	137	52	2	-	0.5	-
	88CT72	152	60	2	-	0.75	-
	88CT84	168	60	2	-	0.75	-



**ORDERING NOTES:** Used to manage cables to credenzas or floor monuments in desk runoffs, please

Height Adjustable Worksurface Cable Manager	88HACM1	89	4	3	21.5	5	0.25
---	---------	----	---	---	------	---	------





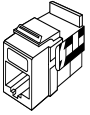
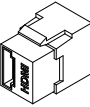
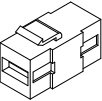
Round Grommet	Round Grommet - Silver Metallic	152	-	-	-	-	-
	Round Grommet - Black	152	-	-	-	-	-



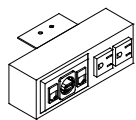
One 60mm Grommet in a standard position is available at no charge per table.



# ADESSO POWER/DATA

SNAP IN PORTS	Reference Code	Description	List Price
<b>ADAPTOR PLATES</b>			
	<b>M02</b>	<b>Adaptor Plate (2)</b> - accepts two snap in data ports	37
	<b>M04</b>	<b>Adaptor Plate (4)</b> - accepts four snap in data ports	37
	<b>M06</b>	<b>Adaptor Plate (6)</b> - accepts six snap in data ports	37
<b>ORDERING NOTES:</b> Blank covers are required when port is not in use,			
		<b>RJ-45</b> - Category 6 data connection. This connector is also downwards compatible with Category 5 cabling. Connector is a female input with a #110 punch-down terminal block output (back side of Console interface) for on-site hard wire connection.	45
	<b>S01W</b>	RJ45-CAT6 (White)	
	<b>S01B</b>	RJ45-CAT6 (Blue)	
	<b>S01R</b>	RJ45-CAT6 (Red)	
		<b>RJ11</b> - Telephone type connection. Connector is a female input with a #110 punch-down terminal block output (back side of Console interface) for on-site hard wire connection.	31
	<b>S02W</b>	RJ11 (White)	
	<b>S02B</b>	RJ11-B (Black)	
	<b>S02G</b>	RJ11-G (Green)	
	<b>S02R</b>	RJ11-R (Red)	
	<b>S02Y</b>	RJ11-Y (Yellow)	
	<b>S04</b>	<b>HDMI</b> - High Definition Multimedia Interface connection. Connector carries both HD audio and video data. Connector is a female-to-female pass through.	165
	<b>S08</b>	<b>USB-A</b> - Full size USB "A" style connection. Connector is a female-to-female pass through.	59

Description	Model	Price	W	D	H	Shipping Weight	Cubic Feet
Under Mount Power/Data Module	88PDM01	459	-	-	-	-	-

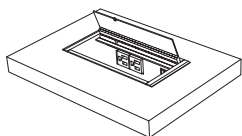


Under Mount Power Data includes: 2 Simplex receptacles, 1 RJ11, 1 RJ45 & 1 USB Type A/B

**ORDERING NOTES:**

Under mount power data unit can be used for charging with a USB patch cord connected to a transformer.

# ADESSO POWER & CABLE MANAGEMENT

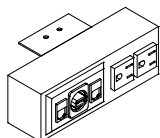


## POWERPORT

A PowerPort is a unique worksurface mounted module that can be specified to a location that best serves the user's needs. It includes a UL approved electrical, voice and data power bar, containing 115 - volt electrical simplex outlets which are accessible from the work surface, plus a utility outlet at the end for daisy chaining purposes. 6 data versions are available, please see page 98.

## PORT

A service module having no power bar will serve as a large grommet. A hinged lid easily enables the passage of several cables and devices.



## UNDER MOUNT POWER DATA MODULE

The Power Data Module is mounted under the worksurface to provide connectivity to the user. The unit contains 2 simplex receptacles, 1 RJ11, 1 RJ45 and 1 USB Type A/B port. This power data module can be used for charging with a USB patch cord connected to a transformer. This provides the user a simple and convenient way to charge their electronic devices. Patch cords and transformer are conveniently available at most local electronic stores.

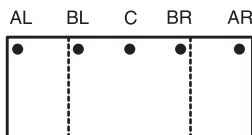


## Grommets - Round

The round grommet, available in a Sliver or Black finish, features an open and shut mouse hole to provide cable passage for areas not requiring a large opening. Grommets can be field installed with a power drill, 60 mm hole saw. All cases may be specified with one grommet in a standard position at no upcharge. A an upcharge will apply to additional grommets in standard positions and for grommets requested in non-standard positions of **\$152 list**. Please clearly specify location(s) of grommet when ordering.

## STANDARD GROMMET & POWERPORT POSITIONS

### Desks, Credenzas, Link Units & Returns



30" deep desks:

Position Code:

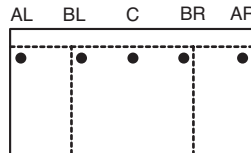
AL - left corner

BL - left end beside pedestal gable

C - center

BR - right end beside pedestal gable

AR - right corner



36" deep desks:

Position Code:

AL - left corner

BL - left end beside pedestal gable

C - center

BR - right end beside pedestal gable

AR - right corner

"BR" and "BL" are only available on tops 60" or longer.

### 3/4 height Credenzas for Mounted Runoffs with Power/Data Option



Position Code:

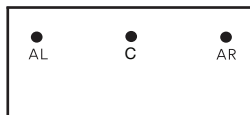
ML - Mounted Left

MC - Mounted Center ( applies to 90" and 96" tops only)

MR - Mounted Right

### Rectangular Runoff Top Grommet & PowerPort

Guest Side



Position code:

AL - left corner on right hand runoff

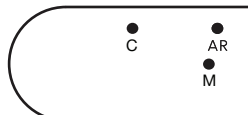
AR - right corner on left hand runoff

C - center

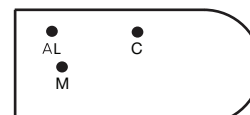
"AL" grommet and PowerPort locations apply to **rectangular runoffs**.

### Curvilinear Runoffs and desks

Grommet and PowerPort locations

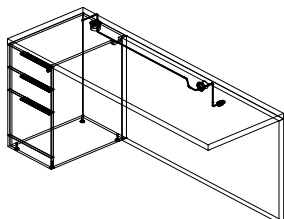


User Side



User Side

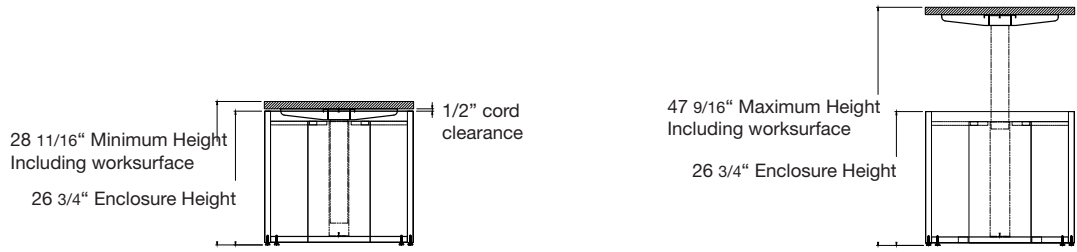
## PEDESTAL ACCESS CABLE MANAGEMENT



All Adesso casegood desks, returns and credenzas allow for wire management behind the pedestal drawers. Pedestal gables feature a standard cable management opening allowing access to the rear of the pedestal cavity. By specifying a wiring grommet in a standard AL or AR position (see grommet locations above) cable can be conveniently threaded behind the pedestal drawers and through the wire management access grommet.

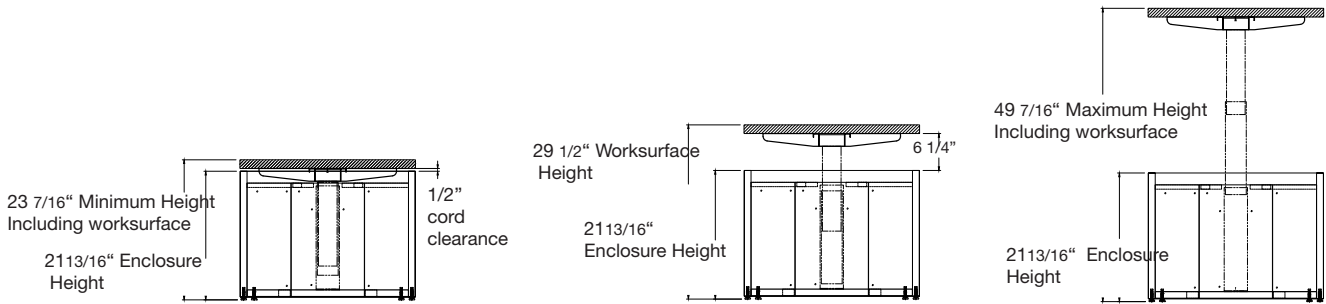
# ADESSO HEIGHT ADJUSTABLE WORKSURFACE WITH BASE ENCLOSURE

## Single Stage Mechanism With Base Enclosure



The Single Stage mechanism with Base Enclosure has an adjustable height range of 28 11/16 - 47 9/16 inches. When the worksurface is at the lowest stage - desk height, the space between underside of the worksurface and the top of the Base Enclosure is 1 1/2 inches.

## Dual Stage Mechanism With Base Enclosure



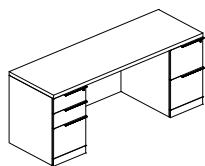
The Dual Stage mechanism with Base Enclosure has an adjustable height range of 23 7/16 - 49 7/16 inches. When the worksurface is at the standard desk height setting of 29 1/2", the space between underside of the worksurface and the top of the Base Enclosure is 6 1/4 inches. This allows for the full range of height adjustments.

Custom Base Enclosures for the Dual Stage are available decreasing the gap below the worksurface to 1 1/2" inches.

Caution: this eliminates the ability to use the lower stage settings.

Custom Base Enclosures to further lower the minimum worksurface height are also available, removing the inside enclosure floor completely and allowing a minimum desk height of 22 7/16". Contact customer service for a quote.

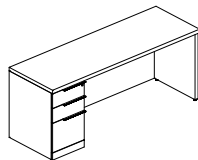
## ADESSO CREDENZAS & LINKING UNITS



### CREDENZAS - Desk Height

Adesso offers a wide variety of credenzas for use as stand alone storage pieces, part of a connected worksurface configuration, or behind a desk.

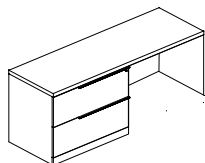
Choose from single or double pedestal options, with fixed or hinged modesty panel.



### MODESTY PANELS

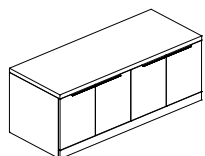
Credenzas with hinged modesty panels provide easy access to wall mounted electrical sources without wiring difficulties.

Credenzas with modesty panels have an added finished look, and all cases are available with a wiring grommet in a standard position for added cable management, please specify on your order. Wiring grommets can be specified above the pedestal location.



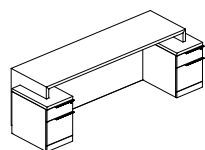
### PEDESTALS

Adesso credenzas are available with single, lateral file, combination pedestals or bookcase pedestals.



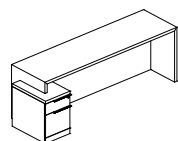
### FULL FACE CREDENZAS

Full face credenzas are available in a variety of lateral file/bookcase & open bookcase combinations in 3/4 and full height cases



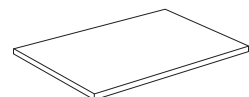
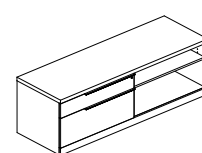
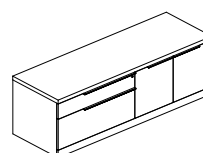
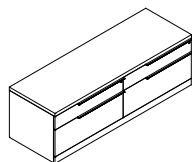
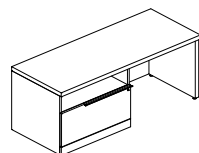
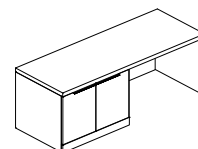
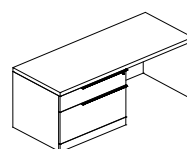
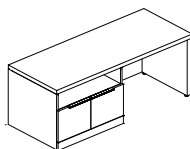
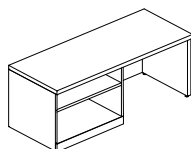
### EXTENDED PEDESTALS CREDENZAS

These are offered in both single & double pedestal options. Pedestals extend 6" beyond the end and front of the case.



### CREDENZAS - 3/4 HEIGHT

A large offering of Credenza sizes and configurations are available in single pedestal and full face versions



### LINKING UNITS

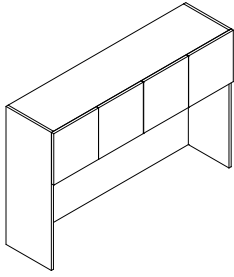
Adesso linking units are available in a range of sizes for ease of use in configuring a connected worksurface.

Linking Units are for use between desks and credenzas in creating a U-shaped configuration, and must be supported at both ends. They are available with or without modesty panels.

### Linking Units, Tops and Returns

It is important that the main units (desk, credenza) to which the linking unit or return is being attached be in their final position and leveled. Units are connected with mending plates under the worksurface from the modesty to the end panels. Attach the mending plates under the worksurface, ensure cases are level and if necessary adjust the glides to achieve flush and firm joints before completing installation of mending plates to the modesty and end panels.

# ADESSO HUTCHES, OVERHEADS, TACKBOARDS & WALL UNIT



## Hutches and Overheads

Adesso offers hutch and overhead options for use in a work area configuration. All hutches and overheads include L.E.D. tasklights that are factory installed and require no field adjustment. Tasklights are mounted beneath the cabinet.

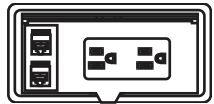
A variety of hutches are available with aluminum framed, back-painted white glass doors.

## Doors

Doors are equipped with fully adjustable European style hinges. Locks are optional and can be specified at time of order for an upcharge of **\$152** per set of (2) doors. If an uneven amount of doors require locks, the lock on the single door is also **\$152**. Locks are not available on glass doors.

## Hutch Power/ Data/ Voice Module

Access to power and data is made simple by using a hutch with a power/data/voice module built right into the tackboard. The module is fully installed at the factory but can be removed to connect data links on site. It features a flip door that retracts into the case of the unit when open.



## Tackboards

All hutches come standard with grade 1 tackboards. For other tackboard grade pricing, see chart on page 74, please note, not all fabrics are suitable for tackboard application. Tackboard fabric selections should be supplied with the order information.

Tackboards are not included with overheads, see page 58 for pricing. Overhead tackboards include wall mounting hardware and instructions.

Only hutches and overhead tackboards in Krug panel fabrics are available on KrugExpress.

## Wall Mounted Back-Painted Glass

Glass panels are 4mm clear finish tempered back-painted glass with aluminum frame. Magnetic backpainted glass is also available. Back-painted glass is available in nine colors; White, Giada, Silk, Mandarino, Rosso, Pearl, Caffè, Black.

## Piers

Piers are used in conjunction with overhead/hutches, glass wall panels & tackboards

## L.E.D. Tasklights

Tasklights are included with hutches and overheads. On hutches, the tasklight cord is threaded behind the hutch through a standard access grommet on the upper right hand side of the back panel. Tasklights are installed on the underside of overhead units. Cords run down the right hand side of the tasklight to the worksurface where they can be routed behind the worksurface top. The use of a wall mounted

## Overhead

tackboard, back-painted glass wall panel or wood wall panel conceals the cord from view.


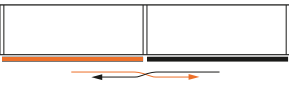
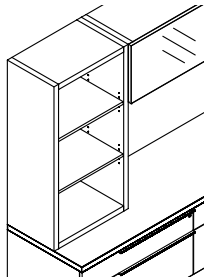
## Installation

Hutch and overhead installation instructions are included with every case. All mounting hardware required is included with the product.

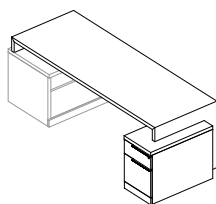
## Sliding door wall units

Sliding door wall units feature a Coplanar mechanism, meaning - when the doors are closed the faces are flush, when a door is opened it moves forward in front of the other door.

This feature is not available on overheads or hutches.



## ADESSO STORAGE DRAWERS CUSTOM& MEDIA HUB



Drawers will be offered for letter and legal size filing. All units are equipped with file bars that are fixed in place for shipping.

### DESK RUNOFFS & DESK PEDESTAL FILE DRAWERS

#### Filing Capacity

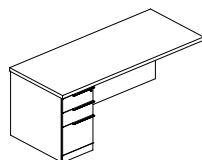
15" drawers:

21" of letter filing front to back or

12" of legal filing side to side

22" pedestal drawer depths allow only one row of side to side files.

Weight capacity of pedestal file drawers is 100 lbs.



### CREDENZA AND RETURN PEDESTAL FILE DRAWERS

#### Filing Capacity

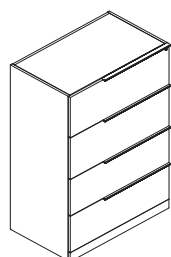
15" drawers:

15" of letter filing front to back or

12" of legal filing side to side

16" pedestal drawer depths allow only one row of side to side files.

Weight capacity of pedestal file drawers is 100 lbs.



### CREDENZA, RETURN OR STORAGE LATERAL FILE DRAWERS

#### Filing Capacity

30" wide drawers:

30" letter filing front to back, or

25" legal filing side to side

15" or legal filing front to back.

When filing front to back, 30" lateral file drawer widths allow two rows of letter filing, but only one row of legal file width.

#### Filing capacity

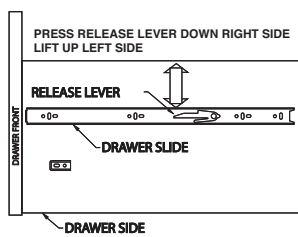
36" wide drawers:

30" letter filing front to back, or

36" legal filing side to side, or

30" legal filing front to back.

Weight capacity of lateral file drawers is 130 lbs.

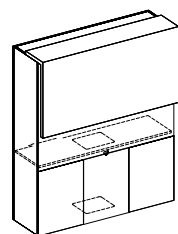


#### Drawer Removal

Pull drawer and slide out to the full extension position. With index finger, lift up the release lever on the left and press down the release lever on the right side of the drawer (as shown).

Pull out the drawer with the attached drawer channel from the cabinet member.

To re-assemble, insert the drawer through the guide.



#### Media Hub:

Bookcase storage comes with touch latch doors.

Wire management cutout in the base of center bookcase is 10-1/4" x 12-3/4".

Optional hangover panel comes standard in any of our palette finishes and can be specified with or without white boards.

Optional runoff tops and bases sold separately and available in both desk and bar heights.

Desk height runoff tops are mounted at 29.5" in height.

Bar height runoff tops are mounted at 42" in height.

Bank of drawers includes 3 box drawers.

Back of unit is finished.

## GENERAL INFORMATION

### Terms and Conditions

Net 30 days on approved credit. A late payment charge of 1% per month will be applied on overdue invoices. This charge will be pro-rated to the number of days past 30 days that the invoice is overdue. All applicable sales taxes are extra. Distribution of this price list does not in itself constitute an offer to sell. Orders can be received only from authorized Krug dealers. Acceptance of any order and terms of sale may be established at the discretion of Krug. Deposits are required on orders received from new accounts as well as on large or special orders. Krug reserves the right to discontinue designs, or to change designs, construction, prices, or materials without notice.

### Contact Information

Phone: 1.888.578.KRUG (5784) | Fax: 1.519.748.5177

Purchase Order Fax: 1.888.236.4783

Purchase Order E-mail: orders@krug.ca

Web: www.krug.ca E-mail: solutions@krug.ca

### Customer Service Hours

Please note customer service hours are:

8:30 am to 5:00 pm est

### Customer Satisfaction

It is the primary goal of Krug and our staff to ensure the complete satisfaction of our customers with our products and performance. If a problem arises with a Krug product after the expiration of the limited warranty period, Krug will exercise its best efforts to achieve the satisfaction of the customer in a manner that is fair to all concerned.

### Order Acknowledgments

Each order will be acknowledged via e-mail or fax. This acknowledgment is the final agreement between Krug and the customer, superseding all previous communications regarding the purchase order. Where there is a discrepancy on a purchase order between a product code and a description, Krug will make every effort to resolve the discrepancy, but will be ruled by the product code ordered. Please check all acknowledgments for accuracy, and advise Krug of any discrepancies with a purchase order.

### Order Cancellation

Krug reserves the right to not accept or allow cancellation of orders. All products are manufactured on a custom-made, make-to-order basis, and the purchasing, engineering and production of orders begins shortly after order placement - and the customer purchase order is a contract that authorizes Krug to manufacture the products. Acceptance of order cancellation (or partial cancellation) is solely at the discretion of Krug, and is dependent on the extent to which engineering, purchasing and manufacturing has been initiated by the time cancellation is requested. No order cancellations (partial or otherwise) are allowable more than 4 weeks from date of order placement (as order production is unable to be terminated by that point), and full payment of the acknowledged order value is required for any orders cancelled after 4 weeks. Cancellations may be allowable in less than 4 weeks after order placement, depending on the extent to which manufacturing has been initiated. An acceptance of order cancellation requires that the purchaser agrees to make payment for all costs incurred to the point of acceptance of cancellation. Cancellation charges include all costs for purchase of dedicated material and components, engineering costs for non-standard products, and all costs for manufacturing completed to that point, as well as a \$367 net charge for processing of the original order and for processing of cancellation invoicing.

### Pricing

Krug endeavors to ensure that all prices in this price list reflect accurately our current prices. However, errors do occur and will be rectified through notices to the field. Krug reserves the right to acknowledge pricing that may be different from the price list.

### Warranty

Krug warrants the construction and the finish of all our products to be free from defects in materials and workmanship for a period of 10 years from the date of purchase. This warranty is applicable to products in use by their original purchaser. This warranty does not apply to components not manufactured by Krug including textiles, which are subject to the specific warranties of those manufacturers,

if any. Textiles (fabric, leather, vinyl, or any other covering material) suppliers do not guarantee their products for durability and color fastness, and nor does Krug. Casters, mechanical and electrical components have a warranty of five years from the date of purchase. The Krug warranty does not apply to COM-specified materials, damage caused by a carrier other than Krug, or variation in wood finishes due to natural wood color variation. Krug cannot be held responsible for variations in fabric dye lots from order to order. All fabric is carefully inspected when it is received, but a degree of variation in color should be expected. Repairs or replacement of any defect covered under this warranty by Krug will be made, at our option and method, at no charge to the original purchaser during the warranty period. Krug's judgement is final and binding with respect to the nature or cause of defects or damage, and the necessity or manner of repair or replacement.

This warranty does not apply to defects or damage resulting from:

- normal wear and tear occurring with the use of the product
- negligence, misuse, excessive use, alteration, improper cleaning or repair
- substitution or use of incorrect or unauthorized components or material
- handling or installation that is incorrect, or that causes damage or defect
- damage incurred by a freight carrier other than Krug
- wearing of finishes and fabrics, and normal variations in materials (including dye lot variations)
- properties of natural materials, including wood and leather
- exposure to environments with uncontrolled temperature and humidity (products must be transported, stored and used in climate-controlled conditions)

Note, specific warranties for components and materials not manufactured by Krug:

### Height Adjustable Mechanism Warranty

Krug warrants to the original consumer purchaser its Height Adjustable Mechanism that it will be free from defects in material and workmanship. This limited warranty covers material and manufacturing defects, which cause a non-conformance in the function of a table base and is limited to the following products and warranty term determined from their dates of purchase:

- a) Electronic components such as control boxes, hand switches and motors – two (2) years
- b) Mechanical components such as crank drives, spindles – five (5) years
- c) Structural components such as J-channels, feet and top supports – ten (10) years.

The start of the warranty period is the documented date of your purchase of the product. The warranty herein is made to and for the benefit of the original consumer purchaser of the product and is non-transferable. If you discover a defect in material or workmanship during the warranty period, and Krug agrees that the defect exists, Krug will, at its option, repair or replace the Product at no charge to you, provided it is returned during the warranty period. In the unlikely event that your product should require repair or replacement during the warranty period, please contact Krug to obtain warranty service. The warranty period on replacement products is the remainder of the warranty on the original product or 30 days, whichever is longer.

### Testing

All Krug Conference products meet or exceed the testing requirements of ANSI/BIFMA X5.5-2014 or X5.9-2012.



### Dimensions

Dimensions are in inches and approximate, and subject to change without notice. Contact Customer Service if dimensions are critical.

### Installation Support

For assistance please contact Technical Support at 1-888-578-5784 x216 or e-mail installationhelp@krug.ca and you will be directed to the appropriate installation support person.



## GENERAL INFORMATION

### Storage Charges

Krug reserves the right to assess a nominal storage charge if a customer does not accept shipment of an order within a week of the ship date.

### Export Packaging

Krug is pleased to provide the option for export packaging on all our products, to provide additional protection from damage. For shipments overseas, a quote for export packaging can be provided, based on the products to be ordered and the delivery destination - please contact Customer Service or Bids & Specification Support for more information and a quotation. KRUG is not responsible for shipment damage occurring on overseas shipments

Export Packaging is STRONGLY RECOMMENDED for:

(A) all shipments outside of the lower 48 states and Canada

(B) all shipments that will be held in storage for an extended period prior to installation. Important: Please note that Krug will not be responsible for damage claims on product shipped or stored in the above conditions where export packaging has not been utilized.

Please contact Customer Service for specifications or any other assistance regarding export packaging.

### Freight Terms and Conditions

1. All product is shipped FOB the Krug factory. Freight is either pre-paid to the destination or not pre-paid, depending on established customer specific freight terms.

2. Docks at the selected delivery location must be equipped to handle a 53' trailer. If a dock is inadequate for delivery by Krug, Krug will re-deliver to another local location and any additional costs will be charged to the customer.

3. For all deliveries, it is understood that Krug or its agent is making a dock delivery only (equipped to handle a 53' trailer), and any further work of truck unloading, delivery beyond the dock, installation, and removal of packaging is not authorized or paid for by Krug.

4. Drop shipments to the installation site, and timed deliveries, are available on larger shipments (full truckloads or slightly less) at no additional charge. Drop shipments or timed deliveries for smaller shipments may not be available, or if available will require a surcharge. Deliveries on an after hours basis, or on weekends, or any other special requirements, may be subject to a surcharge. Location and contact information, and the requested time of delivery, is required at least one week prior to the acknowledged shipment date. If this information is not provided one week in advance, or if the location or time of the drop shipment is changed less than one week in advance, a surcharge may be applied, and/or the drop shipment may not be scheduled. For deliveries requested Monday to Thursday after 5:00 pm, please apply a surcharge of \$262/shipment. For deliveries requested Monday to Friday before 7:00 am, please apply a surcharge of \$262/shipment. For deliveries requested Friday (after 3:00 pm) or weekends, please apply a surcharge of \$525/shipment. ( local times).

5. For all deliveries - whether to the Customer location or drop shipment - any circumstances that result in the delay of our carrier (including unsuitable receiving facilities, or facilities not open or available), service charges will be applied at the rate of \$125/hour. Where re-delivery is necessary because of these circumstances, the full cost of re-delivery will be charged. If Less Than Truck Load is delivering, one hour is allocated to unload. Any additional time required to unload after the first hour is \$125/hour. If a Truck Load is delivering the order, three hours is allocated to unload. Any additional time required to unload is \$125/hour. Direct deliveries to site for large orders are possible, (must exceed \$60,000 net), and accommodate 48 - 53' trailers. Krug is responsible for delivery to the approved delivery address. If an address change is required, this must be authorized by Krug 5 business days prior to ship date. Any additional delivery costs incurred after this time will be charged to the customer

### Damaged Shipments

All Krug product is well engineered, carefully inspected, and expertly loaded onto our trucks at our Distribution Center. If you receive any damaged freight, we ask that you do not refuse the shipment. Krug is not responsible for damage to goods that occurs in transit or storage. It is the purchaser and/or receiver's responsibility to examine the goods upon receipt and to notify Krug of any damages, overages or shortages. Any discrepancies should be noted on the Bill of Lading. The delivering carrier will not accept responsibility for shortages or damages if signed "clear". Notification of concealed damage claims must be made to Krug Distribution within 5 days of delivery, along with digital pictures if available. All product and packaging must be available for inspection. Krug liability ceases after

5 business days and Krug will not be responsible for concealed damages if shipments are left unopened. Krug is not responsible for the condition of product that is stored or installed in an environment where temperature and humidity are not controlled.

### Field Product Report Authorization

Krug's written authorization, in the form of an FPR number, must be obtained prior to incurring charges of any kind if Krug is expected to pay these charges. This includes authorization for returns, field repairs and replacements, post field repairs, installation and delivery charges. Krug reserves the right to have its representative inspect product related to any request for such authorizations, prior to that authorization being provided. Deductions from invoices paid for any charges to Krug, without prior written authorization in the form of an FPR, will not be accepted. Digital photographs may be required to complete the FPR process.

### Care and Maintenance

**Wood Finishes** - Although Krug's extensive finishing process ensures a durable finish on all our products, there are several steps that can be taken to protect and prolong the life and beauty of the finish. Protect the top by placing felt pads on the bottom of any accessories and mechanical equipment. Rubber and oil will permanently mark surfaces. Use a desk pad to prevent possible damage and imprinting caused by writing instruments and sharp objects. Dust only with a clean, dry cloth, going with the grain. Clean any marks with a damp cloth, using a small quantity of mild soap or detergent. Do not use any wax-based polish, spray or silicone. Eventually, a film will build up and discolor the top. Do not place your furniture in a position of permanent exposure to direct sunlight.

**Plastic Laminates** - Clean plastic laminates with mild soap and warm water. Do not use steel wool, hot water, or any abrasive cleaning product.

### Custom Capabilities

Over 15% of our orders involve some type of custom work, and we invite our customers to make use of our extensive capabilities. These include:

- 1) Dimensional customization of standard size products
- 2) Custom wood finishes
- 3) For larger orders, completely custom-designed products, as well as non-standard wood species can be specified.

Custom orders may require additional production lead times.

Contact Customer Service for more information.

### Krug Panel Fabric Program

Tackboards can be upholstered in COM material supplied by the customer, and in a selection of stocked tackboard fabrics supplied by Momentum. The Momentum Panel fabrics are available on Krug Express. They are 100% polyester. For additional information and color selections, please refer to our Panel Fabrics card and Krug's website. [www.krug.ca](http://www.krug.ca) The Momentum panel fabrics pass ASTM-E84-87 Fire Codes. If memo samples are required please call Momentum at 1-800-366-6839.

### KrugExpress Program Details

*KrugExpress* orders are ready to ship by the date acknowledged. Delivery and shipping schedules may result in actual shipping of orders at a later date. Statutory holidays and scheduled factory vacations may add to acknowledged lead times of *KrugExpress* orders. Unless otherwise specified on the order, the customer's standard method of shipping Krug products will be utilized. Available factory capacity for *KrugExpress* is filled by orders received on a "first come, first serve" basis. If the normal *KrugExpress* lead time is not available for your order because available capacity has been filled, you will be immediately advised of the earliest available ready-to-ship date. Please consult your Customer Service representative in advance if you wish to confirm the specific lead time availability for a *KrugExpress* order. Orders must be received by midnight of a given day for that day to be considered the official day the order is received. Order lead times are acknowledged from the date the order is received, but not including the date the order is received. *KrugExpress* orders must be "clean" when received in order to be considered officially received on a given day, and lead times will be acknowledged from the date orders are determined to be "clean". Changes to *KrugExpress* orders are not allowed under any circumstances. Orders for product on *KrugExpress* must clearly state: "*KrugExpress*".

## CUSTOM PRICING METHODS

### CUSTOM PRICING METHODS

Custom widths: Apply the price that is one standard size larger than the desired case size (but same depth).

Example: The required custom dimension is 74" x 30". The first standard size above this is 78" x 30", so in this case you would apply the price of the 78" x 30" unit.

Custom depths: Apply the price of the same unit one size deeper (but same width).

Example: The required custom dimension is 72" x 26". The first standard size above this is 72" x 30", so in this case you would apply the price of the 72" x 30" unit.

Custom width & depth: Apply the price of the same unit both one size wider and one size deeper.

Example: The required custom dimension is 74" x 26". The first standard size above this is 84" x 30", so in this case you would apply the price of the 84" x 30" unit.

Custom height of desk height cases: Add 18% (31-32" hi)

Grommets in non-standard positions, add: \$152 list

To remove hutch or overhead doors, deduct: 4% list

Bookcase with optional vent in back (includes 2 vents and 1 grommet), add: \$302 list

2 lateral files and 3 or 4 closed shelves - convert to half open, half closed shelves, add: 15% list

2 lateral files and 3 or 4 closed shelves - convert to half open, half wardrobe, add: 15% list

To remove storage doors for open shelves, deduct: 4% list

### EXCEPTIONS TO THE PRICING METHODS ABOVE

Sizes larger than largest shown in Price List.

Glass door – any style.

Cases with curvilinear tops where the radius becomes non-standard.

**NOTE:** Cases with non-standard features do not apply to the rules above.

Please contact Krug Customer Service at 1.888.578.KRUG for assistance.

## KRUGEXPRESS CASEGOODS

*KrugExpress* orders are ready to ship by the date acknowledged. Delivery and shipping schedules may result in actual shipping of orders at a later date. Statutory holidays and scheduled factory vacations may add to acknowledged lead times of *KrugExpress* orders. Unless otherwise specified on the order, the customer's standard method of shipping Krug products will be utilized. Available factory capacity for *KrugExpress* is filled by orders received on a "first come, first serve" basis. If the normal *KrugExpress* lead time is not available for your order because available capacity has been filled, you will be immediately advised of the earliest available ready-to-ship date. Please consult your Customer Service representative in advance if you wish to confirm the specific lead time availability for a *KrugExpress* order. Orders must be received by midnight of a given day for that day to be considered the official day the order is received. Order lead times are acknowledged from the date the order is received, but not including the date the order is received. *KrugExpress* orders must be "clean" when received in order to be considered officially received on a given day, and lead times will be acknowledged from the date orders are determined to be "clean". Changes to *KrugExpress* orders are not allowed under any circumstances. Orders for product on *KrugExpress* must clearly state: "*KrugExpress*".

### CASEGOODS PROGRAM DETAILS\*

Orders for casegood products on the *KrugExpress* program may be subject to quantity maximums. Please contact Krug Customer Service for more information. Quantity maximums are dependent upon available capacity, in order to insure that we ship all orders on time. Only actual casegood pieces and conference tables tops and bases are considered "units". Items such as tasklights, tackboards, keyboard trays and drawers, electrical and wire management components, etc., are not considered under the quantity restrictions. For example, a typical office configuration that includes a desk, linking unit, credenza and hutch/overhead, equals a total of four units for the purposes of the quantity maximum. Only Krug In-stock panel fabric is available on the *KrugExpress* program. Only standard wood finishes are available for *KrugExpress* orders. Grommets can be specified in standard positions only. *KrugExpress* also includes all Krug seating and occasional tables as well as Krug conference products to complement this casegoods offering. Please note PALETTE finishes are not available on *KrugExpress*.

# TACKBOARD, C.O.M. & GRADED-IN UPHOLSTERY PROGRAMS

## KRUG PANEL FABRIC PROGRAM

Tackboards can be upholstered in COM material supplied by the customer, and in a selection of stocked tackboard fabrics supplied by Momentum. The in-stock Momentum fabrics are priced at Grade 1 and are available on Krug Express. They are 100% polyester. For additional information and color selections, please refer to our Panel Fabrics card and Krug's website. [www.krug.ca](http://www.krug.ca) If memo samples are required please call Momentum at 1-800-366-6839. The Momentum panel fabrics pass ASTM-E84-87 Fire Codes.

## CUSTOMER'S OWN MATERIAL - C.O.M.

### Customer's Own Material (COM)

**COM must be received three weeks prior to the acknowledged ship date. Orders with COM not received by the required deadline will be delayed.**

A description of the fabric, including supplier name, fabric name and color number must be included with the purchase order. When the COM fabric is received at Krug, it must be clearly identified with the fabric name and color, and tagged with name of the Krug customer and purchase order number. Krug will inspect all COM fabric when received to determine if it will be suitable for upholstery. Where Krug feels that the fabric or leather specified will compromise the quality or integrity of our products, customers will be contacted to direct these concerns. Further, Krug reserves the right to refuse to accept and use any COM fabrics or leathers that will compromise our products in any way that is unacceptable to Krug. Krug cannot assume responsibility for the durability or tailoring quality of customer's own material. Yardage specified in this price guide is approximate. In the case of multiple product orders, multiply the number of items by the COM yardage specified to determine fabric required, unless otherwise indicated. Additional yardage may be needed if the material is less than 54" wide, or patterned or striped and requires matching. As fabric is applied horizontally, non-directional fabrics are recommended. COM fabrics are applied as they come off the roll unless otherwise specified. All striped fabrics will be applied vertically unless otherwise stated by the customer and after approval by Krug. It is the customer's responsibility to advise Krug if the upholstery is to be applied otherwise, and to advise Krug of any special upholstery instructions. Special instructions should be sent to Krug Customer Service, including a sample (or photocopy) of the fabric. Krug is not responsible for instructions sent with the fabric rolls, or for the method of upholstery if no instructions have been provided. COM fabrics for tackboards may be specified in either Maharam or

Momentum panel fabrics. Krug is not responsible for determining if a fabric is not ideal for tackboard application.

Please contact Maharam at 1-800-645-3943 or Momentum at

### COM Shipping Procedures

**For tackboard COM fabrics, please send fabrics to:  
Krug Inc.**

**111 Ahrens Street  
Kitchener, Ontario  
Canada N2H 4C2**

**Attention: RECEIVER**

All packages must be clearly marked "For Customs Clearance by Willson International Custom Brokers". According to the North American Free Trade Agreement (NAFTA), goods shipped between the United States and Canada can qualify for exemption from all duties, or for a reduction in duties, if the goods can be proven to originate in either the United States, Canada or Mexico. Canada Customs requires that a NAFTA Certificate of Origin and a Commercial Invoice be completed and sent with the fabric shipment. The Commercial Invoice must clearly state the description of the fabric, the selling price, the make-up or content, and the purchaser. The absence of these two documents will delay the shipments at the U.S./Canada border, thereby potentially delaying the customer order. If the total value of the shipment is less than \$1200 U.S., Customs will accept a Low Value Statement of Origin in place of the NAFTA Certificate of Origin. The Low Value Statement must be signed by a representative of the exporting company. This statement may either be included on the commercial invoice or attached to the invoice. Krug is happy to answer any questions or concerns about COM shipping procedures and the required documents. Please contact our Customs Specialist at 1.888.578.5784.

## GRADED-IN UPHOLSTERY PROGRAMS

Krug has partnered with several textile brands to grade in their offerings, designed to provide a wide range of upholstery selections for our seating products.

Upholstery pricing and availability is subject to change without notice. We grade this upholstery according to the pricing of the fabric suppliers - when their pricing changes, the Krug grade may change. When placing an order, a Krug customer must specify the complete upholstery number, along with the appropriate Krug model number and finish. Krug will supply the complete product at the prices listed. Orders specifying graded-in upholstery cannot be cancelled once the upholstery has been ordered.

### Upholstery Grades

To determine the price of a product for graded-in upholstery, use the reference lists located on Krug's website under - Resources, to view the upholstery. Krug is not responsible for the discontinuation of this upholstery. Please contact Customer Service for information on upholstery not listed.

When two upholstery selections are specified for use on seating, the higher grade upholstery price will apply to the order.

High Performance upholstery; Polyurethane, Vinyl or Crypton, is

particularly suitable for healthcare and other intensive-use environments.

### Upholstery Samples

If you require additional samples or memos for presentation, please contact fabric supplier directly.

### Flammability Standards

- Tunnel Test Surface Ratings Class A rating
- Class 1 UFAC
- Passes State of California Technical Bulletin CAL 117-2013

Please contact fabric supplier directly for further flammability information pertaining to specific upholstery.

### Special Conditions

Acknowledgements will give the estimated delivery date of the finished product. Some upholstery is imported, and availability may affect estimated delivery time. For large projects, please contact fabric supplier directly for availability of yardage.





All products are air emissions certified and are available as FSC® certified

# krug

solutions@krug.ca | www.krug.ca | 1.888.578.KRUG