

CASEGOODS | USA

Price and Specification Guide

vizient™



Effective July 10, 2023

krug

... Advancing Design Through Innovation

Updated February 2024

CASEGOODS | TABLE OF CONTENTS

2	General Information
4	Krug Textiles
5	Graded-in Upholstery Program
5	Express Program
5	Tackboard Fabric
6	Laminates
7	Adesso

GENERAL INFORMATION

Terms and Conditions

Net 30 days on approved credit. A late payment charge of 1% per month will be applied on overdue invoices. This charge will be pro-rated to the number of days past 30 days that the invoice is overdue. All applicable sales taxes are extra. Distribution of this price list does not in itself constitute an offer to sell. Orders can be received only from authorized Krug dealers. Acceptance of any order and terms of sale may be established at the discretion of Krug. Deposits are required on orders received from new accounts as well as on large or special orders. Krug reserves the right to discontinue designs, or to change designs, construction, prices, or materials without notice.

Contact Information

Phone: 1.888.578.KRUG (5784) | Fax: 1.519.748.5177
Purchase Order Fax: 1.888.236.4783
Purchase Order E-mail: orders@krug.ca
Web: www.krug.ca E-mail: solutions@krug.ca

Customer Service Hours

Please note customer service hours are:
8:30 am to 5:00 pm est

Customer Satisfaction

It is the primary goal of Krug and our staff to ensure the complete satisfaction of our customers with our products and performance. If a problem arises with a Krug product after the expiration of the limited warranty period, Krug will exercise its best efforts to achieve the satisfaction of the customer in a manner that is fair to all concerned.

Order Acknowledgments

Each order will be acknowledged via e-mail or fax. This acknowledgment is the final agreement between Krug and the customer, superseding all previous communications regarding the purchase order. Where there is a discrepancy on a purchase order between a product code and a description, Krug will make every effort to resolve the discrepancy, but will be ruled by the product code ordered. Please check all acknowledgments for accuracy, and advise Krug of any discrepancies with a purchase order.

Order Cancellation

Krug reserves the right to not accept or allow cancellation of orders. All products are manufactured on a custom-made, make-to-order basis, and the purchasing, engineering and production of orders begins shortly after order placement - and the customer purchase order is a contract that authorizes Krug to manufacture the products. Acceptance of order cancellation (or partial cancellation) is solely at the discretion of Krug, and is dependent on the extent to which engineering, purchasing and manufacturing has been initiated by the time cancellation is requested. No order cancellations (partial or otherwise) are allowable more than 4 weeks from date of order placement (as order production is unable to be terminated by that point), and full payment of the acknowledged order value is required for any orders cancelled after 4 weeks. Cancellations may be allowable in less than 4 weeks after order placement, depending on the extent to which manufacturing has been initiated. An acceptance of order cancellation requires that the purchaser agrees to make payment for all costs incurred to the point of acceptance of cancellation. Cancellation charges include all costs for purchase of dedicated material and components, engineering costs for non-standard products, and all costs for manufacturing completed to that point, as well as a \$350 net charge for processing of the original order and for processing of cancellation invoicing.

Pricing

Krug endeavors to ensure that all prices in this price list reflect accurately our current prices. However, errors do occur and will be rectified through notices to the field. Krug reserves the right to acknowledge pricing that may be different from the price list.

Warranty

Krug warrants the construction and the finish of all our products to be free from defects in materials and workmanship for a period of 10 years from the date of purchase. This warranty is applicable to products in use by their original purchaser. This warranty does not apply to components not manufactured by Krug including textiles, which are subject to the specific warranties of those manufacturers,

if any. Textiles (fabric, leather, vinyl, or any other covering material) suppliers do not guarantee their products for durability and color fastness, and nor does Krug. Casters, mechanical and electrical components have a warranty of five years from the date of purchase. The Krug warranty does not apply to COM-specified materials, damage caused by a carrier other than Krug, or variation in wood finishes due to natural wood color variation. Krug cannot be held responsible for variations in fabric dye lots from order to order. All fabric is carefully inspected when it is received, but a degree of variation in color should be expected. Repairs or replacement of any defect covered under this warranty by Krug will be made, at our option and method, at no charge to the original purchaser during the warranty period. Krug's judgement is final and binding with respect to the nature or cause of defects or damage, and the necessity or manner of repair or replacement.

This warranty does not apply to defects or damage resulting from:

- normal wear and tear occurring with the use of the product
- negligence, misuse, excessive use, alteration, improper cleaning or repair
- substitution or use of incorrect or unauthorized components or material
- handling or installation that is incorrect, or that causes damage or defect
- damage incurred by a freight carrier other than Krug
- wearing of finishes and fabrics, and normal variations in material (including dye lot variations)
- properties of natural materials, including wood and leather
- exposure to environments with uncontrolled temperature and humidity (products must be transported, stored and used in climate-controlled conditions)

Note, specific warranties for components and materials not manufactured by Krug:

Height Adjustable Mechanism Warranty

Krug warrants to the original consumer purchaser its Height Adjustable Mechanism that it will be free from defects in material and workmanship. This limited warranty covers material and manufacturing defects, which cause a non-conformance in the function of a table base and is limited to the following products and warranty term determined from their dates of purchase:

- a) Electronic components such as control boxes, hand switches and motors – two (2) years
- b) Mechanical components such as crank drives, spindles – five (5) years
- c) Structural components such as J-channels, feet and top supports – ten (10) years

The start of the warranty period is the documented date of your purchase of the product. The warranty herein is made to and for the benefit of the original consumer purchaser of the product and is non-transferable. If you discover a defect in material or workmanship during the warranty period, and Krug agrees that the defect exists, Krug will, at its option, repair or replace the Product at no charge to you, provided it is returned during the warranty period. In the unlikely event that your product should require repair or replacement during the warranty period, please contact Krug to obtain warranty service. The warranty period on replacement products is the remainder of the warranty on the original product or 30 days, whichever is longer.

Testing

All Krug Conference products meet or exceed the testing requirements of ANSI/BIFMA X5.5-2014 or X5.9-2012.



Dimensions

Dimensions are in inches and approximate, and subject to change without notice. Contact Customer Service if dimensions are critical.

Installation Support

For assistance please contact Technical Support at 1-888-578-5784 x216 or e-mail installationhelp@krug.ca and you will be directed to the appropriate installation support person.

Storage Charges

Krug reserves the right to assess a nominal storage charge if a customer does not accept shipment of an order within a week of the ship date.

Export Packaging

Krug is pleased to provide the option for export packaging on all our products, to provide additional protection from damage. For shipments overseas, a quote for export packaging can be provided, based on the products to be ordered and the delivery destination - please contact Customer Service or Bids & Specification Support for more information and a quotation. KRUG is not responsible for shipment damage occurring on overseas shipments

Export Packaging is **STRONGLY RECOMMENDED** for:

- (A) all shipments outside of the lower 48 states and Canada
- (B) all shipments that will be held in storage for an extended period prior to installation. Important: Please note that Krug will not be responsible for damage claims on product shipped or stored in the above conditions where export packaging has not been utilized. Please contact Customer Service for specifications or any other assistance regarding export packaging.

Freight Terms and Conditions

1. All product is shipped FOB the Krug factory. Freight is either pre-paid to the destination or not pre-paid, depending on established customer specific freight terms.
2. Docks at the selected delivery location must be equipped to handle a 53' trailer. If a dock is inadequate for delivery by Krug, Krug will re-deliver to another local location and any additional costs will be charged to the customer.
3. For all deliveries, it is understood that Krug or its agent is making a dock delivery only (equipped to handle a 53' trailer), and any further work of truck unloading, delivery beyond the dock, installation, and removal of packaging is not authorized or paid for by Krug.
4. Drop shipments to the installation site, and timed deliveries, are available on larger shipments (full truckloads or slightly less) at no additional charge. Drop shipments or timed deliveries for smaller shipments may not be available, or if available will require a surcharge. Deliveries on an after hours basis, or on weekends, or any other special requirements, may be subject to a surcharge. Location and contact information, and the requested time of delivery, is required at least one week prior to the acknowledged shipment date. If this information is not provided one week in advance, or if the location or time of the drop shipment is changed less than one week in advance, a surcharge may be applied, and/or the drop shipment may not be scheduled.
5. For all deliveries - whether to the Customer location or drop shipment - any circumstances that result in the delay of our carrier (including unsuitable receiving facilities, or facilities not open or available), service charges will be applied at the rate of \$75/hour. Where re-delivery is necessary because of these circumstances, the full cost of re-delivery will be charged. If Less Than Truck Load is delivering, one hour is allocated to unload. Any additional time required to unload after the first hour is \$75/hour. If a Truck Load is delivering the order, three hours is allocated to unload. Any additional time required to unload is \$75/hour. Direct deliveries to site for net orders are possible, must exceed \$60,000 net, and accommodate 48-53' trailers. Krug is responsible for delivery to the approved delivery address. If an address change is required, this must be authorized by Krug 5 business days prior to ship date. Any additional delivery costs incurred after this time will be charged to the customer. Additional costs for partial shipment of orders are the responsibility of the customer, and will be added to invoices. This includes any part shipment costs due to delays from textile suppliers. Additional costs for partial order shipments will normally not be assessed if there is a delay caused by Krug.

Damaged Shipments

All Krug product is well engineered, carefully inspected, and expertly loaded onto our trucks at our Distribution Center. If you receive any damaged freight, we ask that you do not refuse the shipment. Krug is not responsible for damage to goods that occurs in transit or storage. It is the purchaser and/or receiver's responsibility to examine the goods upon receipt and to notify Krug of any damages, overages or shortages. Any discrepancies should be noted on the Bill of Lading. The delivering carrier will not accept responsibility for shortages or damages if signed "clear". Notification of damage claims must be made to Krug Distribution within 5 days of delivery, along with digital pictures if available. All product and

packaging must be available for inspection. Krug liability ceases after 5 business days and Krug will not be responsible for concealed damages if shipments are left unopened. Krug is not responsible for the condition of product that is stored or installed in an environment where temperature and humidity are not controlled.

Field Product Report Authorization

Krug's written authorization, in the form of an FPR number, must be obtained prior to incurring charges of any kind if Krug is expected to pay these charges. This includes authorization for returns, field repairs and replacements, post field repairs, installation and delivery charges. Krug reserves the right to have its representative inspect product related to any request for such authorizations, prior to that authorization being provided. Deductions from invoices paid for any charges to Krug, without prior written authorization in the form of an FPR, will not be accepted. Digital photographs may be required to complete the FPR process.

Care and Maintenance

Wood Finishes - Although Krug's extensive finishing process ensures a durable finish on all our products, there are several steps that can be taken to protect and prolong the life and beauty of the finish. Protect the top by placing felt pads on the bottom of any accessories and mechanical equipment. Rubber and oil will permanently mark surfaces. Use a desk pad to prevent possible damage and imprinting caused by writing instruments and sharp objects. Dust only with a clean, dry cloth, going with the grain. Clean any marks with a damp cloth, using a small quantity of mild soap or detergent. Do not use any wax-based polish, spray or silicone. Eventually, a film will build up and discolor the top. Do not place your furniture in a position of permanent exposure to direct sunlight.

Plastic Laminates - Clean plastic laminates with mild soap and warm water. Do not use steel wool, hot water, or any abrasive cleaning product.

Custom Capabilities

Over 15% of our orders involve some type of custom work, and we invite our customers to make use of our extensive capabilities. These include:

- 1) Dimensional customization of standard size products
- 2) Custom wood finishes
- 3) For larger orders, completely custom-designed products, as well as non-standard wood species can be specified. Custom orders may require additional production lead times. Contact Customer Service for more information.

Krug Panel Fabric Program

Tackboards can be upholstered in COM material supplied by the customer, and in a selection of stocked tackboard fabrics supplied by Momentum. The Momentum Panel fabrics are available on Krug Express. They are 100% polyester. For additional information and color selections, please refer to our Panel Fabrics card and Krug's website. www.krug.ca The Momentum panel fabrics pass ASTM-E84-87 Fire Codes. If memo samples are required please call Momentum at 1-800-366-6839.

Program Details

KrugExpress orders are ready to ship by the date acknowledged. Delivery and shipping schedules may result in actual shipping of orders at a later date. Statutory holidays and scheduled factory vacations may add to acknowledged lead times of *KrugExpress* orders. Unless otherwise specified on the order, the customer's standard method of shipping Krug products will be utilized. Available factory capacity for *KrugExpress* is filled by orders received on a "first come, first serve" basis. If the normal *KrugExpress* lead time is not available for your order because available capacity has been filled, you will be immediately advised of the earliest available ready-to-ship date. Please consult your Customer Service representative in advance if you wish to confirm the specific lead time availability for a *KrugExpress* order. Orders must be received by midnight of a given day for that day to be considered the official day the order is received. Order lead times are acknowledged from the date the order is received, but not including the date the order is received. *KrugExpress* orders must be "clean" when received in order to be considered officially received on a given day, and lead times will be acknowledged from the date orders are determined to be "clean". Changes to *KrugExpress* orders are not allowed under any circumstances. Orders for product on *KrugExpress* must clearly state: "*KrugExpress*".



Krug Textiles - Leather Program

Grade 8

Black	K13.1000	Graphite	K13.4000
Stone	K13.3000	Espresso	K13.8000
Sand	K13.5000	White	K13.9000

Please contact Customer Service for specific information on leathers, available colors and lead times.

Krug Textiles - Faux Leather Program

Grade 2

White	Taupe	Bisque	Wine	Sprig	Lagoon
Cream	Mocha	Chocolate	Garnet	Chinchilla	Pacific Blue
Parchment	Tan	Black	Rust	Steel	Navy
Sandstone	Chestnut	Earth	Citron	Grey	Plum
Vanilla		Brick			

GRADED-IN UPHOLSTERY PROGRAMS

Krug has partnered with several textile brands to grade in their offerings, designed to provide a wide range of upholstery selections for our seating products.

Upholstery pricing and availability is subject to change without notice. We grade this upholstery according to the pricing of the fabric suppliers - when their pricing changes, the Krug grade may change. When placing an order, a Krug customer must specify the complete upholstery number, along with the appropriate Krug model number and finish. Krug will supply the complete product at the prices listed. Orders specifying graded-in upholstery cannot be cancelled once the upholstery has been ordered.

Upholstery Grades

To determine the price of a product for graded-in upholstery, use the reference lists located on Krug’s website under - Products - Textiles, to view the upholstery grade (1-9). Krug is not responsible for the discontinuation of this upholstery. Please contact Customer Service for information on upholstery not listed.

When two upholstery selections are specified for use on seating, the higher grade upholstery price will apply to the order.

High Performance upholstery; Polyurethane, Vinyl or Crypton, is particularly suitable for healthcare and other intensive-use environments.

Upholstery Samples

If you require additional samples or memos for presentation, please contact fabric supplier directly.

Flammability Standards

- Tunnel Test Surface Ratings Class A rating
- Class 1 UFAC
- Passes State of California Technical Bulletin CAL 117-2013

Please contact fabric supplier directly for further flammability information pertaining to specific upholstery.

Special Conditions

Acknowledgements will give the estimated delivery date of the finished product. Some upholstery is imported, and availability may affect estimated delivery time. For large projects, please contact fabric supplier directly for availability of yardage.

TACKBOARD FABRICS

KRUG PANEL FABRIC PROGRAM

Tackboards can be upholstered in COM material supplied by the customer, and in a selection of stocked tackboard fabrics supplied by Momentum. The in-stock Momentum fabrics are priced at Grade 1 and are available on Krug Express. They are 100% polyester. For additional information and color selections, please refer to our Panel Fabrics card and Krug’s website. www.krug.ca If memo samples are required please call Momentum at 1-800-366-6839. The Momentum panel fabrics pass ASTM-E84-87 Fire Codes.

PROGRAM DETAILS

KrugExpress orders are ready to ship by the date acknowledged. Delivery and shipping schedules may result in actual shipping of orders at a later date. Statutory holidays and scheduled factory vacations may add to acknowledged lead times of KrugExpress orders. Unless otherwise specified on the order, the customer’s standard method of shipping Krug products will be utilized. Available factory capacity for KrugExpress is filled by orders received on a “first come, first serve” basis. If the normal KrugExpress lead time is not available for your order because available capacity has been filled, you will be immediately advised of the earliest available ready-to-ship date. Please consult your Customer Service representative in advance if you wish to confirm the specific lead time availability for a KrugExpress order. Orders must be received by midnight of a given day for that day to be considered the official day the order is received. Order lead times are acknowledged from the date the order is received, but not including the date the order is received. KrugExpress orders must be “clean” when received in order to be considered officially received on a given day, and lead times will be acknowledged from the date orders are determined to be “clean”. Changes to KrugExpress orders are not allowed under any

KRUGEXPRESS

circumstances. Orders for product on KrugExpress must clearly state: “KrugExpress”. *Some conditions apply. Please note PALETTE finishes are not available on KrugExpress.

CASEGOODS PROGRAM

Orders for casegood products on the KrugExpress program may be subject to quantity maximums. Please contact Krug Customer Service for more information. Quantity maximums are dependent upon available capacity, in order to insure that we ship all orders on time. Only actual casegood pieces and conference tables tops and bases are considered “units”. Items such as tasklights, tackboards, keyboard trays and drawers, electrical and wire management components, etc., are not considered under the quantity restrictions. For example, a typical office configuration that includes a desk, linking unit, credenza and hutch/overhead, equals a total of four units for the purposes of the quantity maximum. Only Krug In-stock panel fabric is available on the KrugExpress program. Only standard wood finishes are available for KrugExpress orders. Grommets can be specified in standard positions only. KrugExpress also includes all Krug seating and occasional tables as well as Krug conference products to complement this casegoods offering.

CUSTOMER’S OWN MATERIAL - C.O.M.

Customer’s Own Material (COM)

COM must be received three weeks prior to the acknowledged ship date. Orders with COM not received by the required deadline will be delayed.

A description of the fabric, including supplier name, fabric name and color number must be included with the purchase order. When the COM fabric is received at Krug, it must be clearly identified with the fabric name and color, and tagged with name of the Krug customer and purchase order number. Krug will inspect all COM fabric when received to determine if it will be suitable for upholstery. Where Krug feels that the fabric or leather specified will compromise the quality or integrity of our products, customers will be contacted to direct these concerns. Further, Krug reserves the right to refuse to accept and use any COM fabrics or leathers that will compromise our products in any way that is unacceptable to Krug. Krug cannot assume responsibility for the durability or tailoring quality of customer’s own material.

Yardage specified in this price guide is approximate. In the case of multiple product orders, multiply the number of items by the COM yardage specified to determine fabric required, unless otherwise indicated. Additional yardage may be needed if the material is less than 54” wide, or patterned or striped and requires matching. As fabric is applied horizontally, non-directional fabrics are recommended. COM fabrics are applied as they come off the roll unless otherwise specified. All striped fabrics will be applied vertically unless otherwise stated by the customer and after approval by Krug. It is the customer’s responsibility to advise Krug if the upholstery is to be applied otherwise, and to advise Krug of any special upholstery instructions. Special instructions should be sent to Krug Customer Service, including a sample (or photocopy) of the fabric. Krug is not responsible for instructions sent with the fabric rolls, or for the method of upholstery if no instructions have been provided. COM fabrics for tackboards may be specified in either Maharam or Momentum panel fabrics. Krug is not responsible for determining if a fabric is not ideal for tackboard application.

Please contact Maharam at 1-800-645-3943 or Momentum at

COM Shipping Procedures
For tackboard COM fabrics, please send fabrics to:

Krug Inc.
111 Ahrens Street
Kitchener, Ontario
Canada N2H 4C2
Attention: RECEIVER

All packages must be clearly marked “For Customs Clearance by Willson International Custom Brokers”. According to the North American Free Trade Agreement (NAFTA), goods shipped between the United States and Canada can qualify for exemption from all duties, or for a reduction in duties, if the goods can be proven to originate in either the United States, Canada or Mexico. Canada Customs requires that a NAFTA Certificate of Origin and Commercial Invoice be completed and sent with the fabric shipment. The Commercial Invoice must clearly state the description of the fabric, the selling price, the make-up or content, and the purchaser. The absence of these two documents will delay the shipments at the U.S./Canada border, thereby potentially delaying the customer order. If the total value of the shipment is less than \$1200 U.S., Customs will accept a Low Value Statement of Origin in place of the NAFTA Certificate of Origin. The Low Value Statement must be signed by a representative of the exporting company. This statement may either be included on the commercial invoice or attached to the invoice.

Krug is happy to answer any questions or concerns about COM shipping procedures and the required documents. Please contact our Customs Specialist at 1.888.578.5784.

LAMINATES

LAMINATES

Krug’s in-stock Laminates are available in 17 different laminate selections. Please note that 4 of the colors (Gingerbread, Portobello, Ash and Willow) have textured finishes and may not be appropriate for use in patient areas due to infection control concerns. Minimum order quantities and extended lead times may apply for exotic laminate colors, please check with customer service. Polymer Edge will be selected to match the worksurface. Krug’s previous laminate in-stock program will be phased out as in-stock supply depletes. Please contact customer service for availability.

IN-STOCK LAMINATES

Wood Grain Laminates	High Pressure Laminate Supplier	Textured Wood Grain Laminates	High Pressure Laminate Supplier
Champagne	Tafisa T492CR	Gingerbread	Tafisa T556UR
Hardrock Maple	Formica 86992-58	Portobello	Tafisa T557UR
Dune	Tafisa T491CR	Ash	Tafisa T535AT
Copper	Tafisa T521CR	Willow	Tafisa T543AT
Shiraz Cherry	Tafisa T472CR	Solid Laminates	
Park Avenue Walnut	Wilsonart 7984-38	Designer White	Wilsonart D354-60
Chocolate	Tafisa T498CR	Platinum	Tafisa T202CR
Nutmeg	Tafisa T477CR	Earth	Tafisa T767CR
Dark Walnut	Tafisa T469CR	Charcoal	Tafisa T228CR

PHASE OUT LAMINATES

Almond - Black- Shadows - Edgewood Sycamore - Gunstock Walnut
Non-Stocked Laminates

For specific lead time and application questions, please contact Krug Customer Service for your requirement. Upcharges will be applicable for non-stocked laminates, depending on their cost. Non-stock laminates may require a minimum order quantity, please contact customer service. Stocked polymer edges only can be specified for use with non-stocked laminates or tops will be self-edged.

ADESSO | TABLE OF CONTENTS

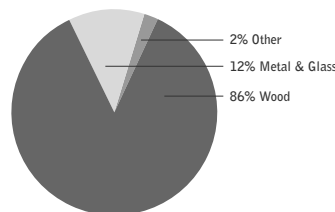
8	LEED CI Credit Summary
8	level® Certification, Air Emissions and FSC® Certification
9	Veneers, Finishes
9	Veneer Grain Direction
10	Guidelines and Pricing Methods
10	Edge Profile, Pulls & Lock
11	General Product Specification
12	Connectivity
12	Height Adjustable Worksurface with Base Enclosure
13	Cable Management
14	Credenza Specification
14	Linking Unit Specification
15	Hutches, Overheads & Tackboard Specificatio
16	Filing Configuration
16	Media Hub Specification
17	Sample Configuration
18	Desk Runoffs for Full Height Credenzas
22	Desk Runoffs for 3/4 Height Credenzas
27	Linking Runoff Tops
28	Desks with Extended 3/4 Pedestals
29	Height Adjustable Worksurfaces
37	Open Desks
41	Desks
43	Returns
45	Linking Tops
46	Desk Height Credenzas with Extended Pedestals
47	Desk Height Credenzas
51	3/4 Height Credenzas
60	Overheads
64	Wall Mounted Back-Painted Glass
65	Panel Walls
68	Piers
69	Hutches
71	Storage
76	Wardrobes
78	Mobile Pedestals
78	Benches
80	Reception & Administrative Workstations
84	Media Hub
98	Media Hub Runoff Tops
100	Media Hub Bases
101	Media Hub Storage
103	Modular Pedestals with Finished Backs
105	3/4 Height Modular Pedestals with Finished Backs
107	Modular Tops & Supports
110	Power/Data Connections & Cable Management

ADESSO | ENVIRONMENTAL SUMMARY

LEED CERTIFICATION



MATERIAL CONTENT:



PRE-CONSUMER RECYCLED CONTENT - 81%
POST-CONSUMER RECYCLED CONTENT - 3%

		CONTRIBUTES To
Credit 2.1 - 2.2	Construction Waste Management	1-
Credit 4.1	Recycled Content	1 point
Credit 4.2	Recycled Content	1 point
Credit 4.5	Low Emitting Materials, (MUST BE REQUESTED)	
	Composite Wood & Laminate Adhesives	1 point
Credit 5.1	Regional Materials*	1 point
Credit 7	Certified Wood (MUST BE REQUESTED)	1 point

*This credit is only applicable if in total 20% of the combined value of the procurement of construction materials and in the furniture are manufactured within a radius of 500 miles. This credit will apply if the installation of the finished product occurs within 500 miles of Kitchener, Ontario.



level® CERTIFICATION

BIFMA's e3 Furniture Sustainability Standard is a voluntary, multi-attribute standard that measures the degree of sustainability of furniture. This standard evaluates product and company environmental attributes and compliance systems in a wide range of elements which include Materials, Energy & Atmosphere, Human & Ecosystem Health and Social Responsibility. Adesso products have earned level®, BIFMA's sustainability certification program for furniture, certification through third-party verification against the e3 standard. All Adesso products can be supplied with level® certification. In order to accomplish this, the product must also be ordered with the air-emissions-certification option. Contact customer service for information and upcharges.



FSC
www.fsc.org
FSC® C021699

the mark of responsible forest

AIR-EMISSIONS

All Adesso products can be supplied with air-emissions-certified materials. Contact customer service for information and upcharges.

FSC®

In 2005, Krug received Forest Stewardship Council® (FSC®) Chain-of-Custody certification for our manufacturing facilities. The FSC® Chain-of-Custody tracks certified wood from seedling to final sale. It signifies that the growth, harvesting and production of goods are entirely achieved through responsible forestry, which guarantees a healthy supply of forest resources for generations to come. Adesso and other Krug products can be specified with one of two types of FSC® Certification: (a) FSC®-certified (which includes FSC®-certified lumbe , veneer and substrate material)

(b)FSC®-mix certified (which includes substrate material onl , and is a lower cost option certification
Contact customer service for further information, pricing and lead times.



In addition, architects, designers, and building professionals can specify FSC®-certified products in order to achieve a point from the U.S. Green Building Council's Leadership in Energy and Environmental Design (LEED) Rating System.

ADESSO | VENEERS & FINISHES

WOOD FINISHES

Standard wood finishes are:

SPECIES	FINISH
OAK	Light Oak SilverGrey on Oak Espresso Oak Harvest Oak Mahogany Oak Medium Cherry on Oak Mellow Oak Walnut on Oak
CHERRY	American Cherry Appalachian Cherry Light Cherry Sable Cherry
MAPLE	Clear Maple Wheat Maple
WALNUT	Natural Walnut SilverGrey on Walnut Regular Walnut Dark Walnut Cordovan Walnut
ANIGRE	Clear Anigre Medium Anigre
PALETTE FINISHES	Black White Sand Soft Green Steel Blue Slate

WOOD FINISHES TO MATCH STANDARD LAMINATES

Willow on Rift Oak
Dune on Rift Oak
Portobello on Rift Oak
Ash on Rift Oak
Copper on Cherry
Shiraz Cherry
Park Avenue Walnut
Chocolate on Walnut
Nutmeg on Walnut
Dark Walnut
Hardrock Maple

VENEERS

Adesso veneers are quarter cut, except for White Oak, which is rift cut - both quarter cut and rift cut veneers provide a straight grain appearance. The grain direction of the veneers on vertical faces is horizontal.

NON-STANDARD VENEER SPECIES

In addition to range of standard wood species, Adesso can be made with virtually any commercially available veneers. To specify Sycamore, Mozambique or Zebrano add 5% List to Walnut list price. Mozambique, Zebrano & Sycamore are available in clear finish only. Other veneers are also available on Adesso, please contact customer service for more information and pricing on additional wood species not included in Adesso's standard offering.

NATURAL CHARACTERISTICS OF WOOD

Wood is a natural product with inherent color variations that will never be fully mitigated by the finishing process. Please anticipate variation in colors within a single unit, from piece to piece, and from Krug wood finish samples. If a very close match is required, a sample must be provided with the order and an upcharge will apply. Exact color matches are not possible.

CUSTOM WOOD FINISHES

Add 10% list to your order for special finishes, minimum upcharge is **\$511 list** per finish per order. (For example, on all orders up to \$5115 list, an **upcharge of \$511** will apply, on orders \$5115 and up add 10% list to your order.) For orders with special finishes, a sample that is a minimum 3" by 3" must be received with the order. Special finishes may add a additional lead time to production schedules. Since wood is a natural product, some variations in grain, color and stain acceptance will occur. In our finishing processes, we try to minimize variations, but some variation between samples and finished goods should be anticipated.

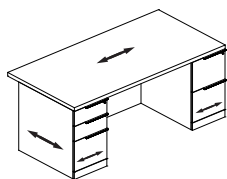
FINISH

Adesso Casegoods feature Krug's finish, a proprietary catalyzed varnish formulation, that has repeatedly shown through independent laboratory testing to be the industry leader in durability and abrasion resistance. The Krug finish looks better longer than competitors and is uniquely suited to the demands of high traffic environments.

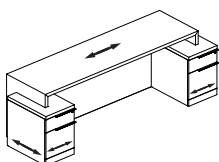
ADESSO | VENEER GRAIN DIRECTION

Adesso grain direction runs left to right on all cases. Providing a consistent wood grain direction is important in maintaining consistent color on adjacent worksurface. The arrows on the illustrations below show the grain direction on typical worksurfaces and case fronts.

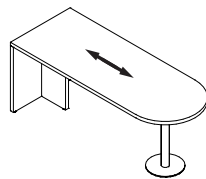
Desks



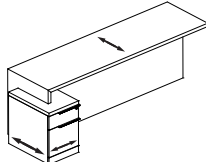
Credenza



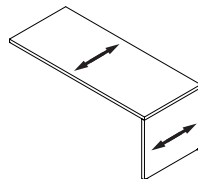
Curvilinear Desks



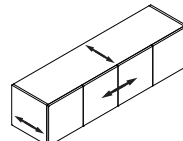
Returns & Linking Units



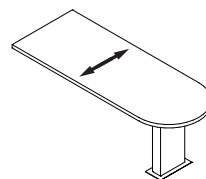
Rectangular Runoffs



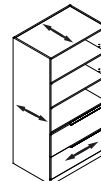
Hutches and Overheads



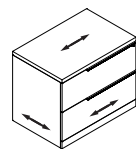
Curvilinear Runoffs



Storage



Drawer and Door Fronts



ADESSO | GUIDELINES AND PRICING METHODS

PRICING METHODS

Custom widths: Apply the price that is one standard size larger than the desired case size (but same depth).

Example: The required custom dimension is 74" x 30". The first standard size above this is 78" x 30", so in this case you would apply the price of the 78" x 30" unit.

Custom depths: Apply the price of the same unit one size deeper (but same width).

Example: The required custom dimension is 72" x 26". The first standard size above this is 72" x 30", so in this case you would apply the price of the 72" x 30" unit.

Custom width & depth: Apply the price of the same unit both one size wider and one size deeper.

Example: The required custom dimension is 74" x 26". The first standard size above this is 84" x 30", so in this case you would apply the price of the 84" x 30" unit.

OTHER PRICING METHODS

Custom height of desk height cases: Add 18% (31-32" hi)

Grommets in non-standard positions, **add: \$142 list**

To remove hutch or overhead doors, deduct: 4% list

Bookcase with optional vent in back (includes 2 vents and 1 grommet), **add: \$281 list**

2 lateral files and 3 or 4 closed shelves - convert to half open, half closed shelves, add: 15% list

2 lateral files and 3 or 4 closed shelves - convert to half open, half wardrobe, add: 15% list

To remove storage doors for open shelves, deduct: 4% list

EXCEPTIONS TO THE PRICING METHODS ABOVE

Sizes larger than largest shown in Price List.

Glass door – any style.

Cases with curvilinear tops where the radius becomes non-standard.

Please contact Krug Customer Service at 1.888.578.KRUG if you require assistance.

PLEASE NOTE: Cases with non-standard features do not apply to the rules above.

Contact Krug Customer Service if you require assistance.

ADESSO | EDGE PROFILE & PULLS

ADESSO EDGE PROFILE

Desks, Credenzas, Curvilinear Desks, Returns, Linking Units, Bookcases have profiles on all edges



ADESSO PULL STYLE

Pulls are available in Clear Satin Anodized Aluminum. Adesso pulls are located on the top right corner of each drawer front and cover 2/3rds of the drawer front. Pulls on storage doors are placed in the top corner opposite the door hinges. Pulls are not available on storage doors above the worksurface. These cases will feature a touch latch operation.



ADESSO | GENERAL PRODUCT SPECIFICATIONS

WORK SURFACES

Tops are 1 1/2" thick veneered particle board & MDF core with face and back veneer.

MODESTY PANELS

Modesty panels are standard on all desks, and optional on shaped tops, returns, linking units and credenzas. Modesty panels are 3/4" thick, with the exception of linking unit modesty panels which are 1 1/8" thick.

VENEER

Adesso veneers are quarter cut, except for White Oak, which is rift cut - both quarter cut and rift cut veneers provide a straight grain appearance. The grain direction of the veneers on vertical faces is horizontal.

FINISH

A five step catalyzed varnish finish that when dry has a sheen value of 32°, is applied to all finished cases. A lower sheen topcoat, 20°, can also be specified at standard pricing. All purchase orders must clearly note "lower sheen finish" in order to receive the optional selection.

LOCKS

Locks are provided as standard features on all pedestals, except bookcase pedestals, including those in desks, credenzas, and lateral file storage units. Satin Aluminum lock plugs are located on the fronts of all cases.

Locks are available on the bookcase doors at an **upcharge of \$142 list per set** of (2) doors, please specify at time of order. If a hutch or overhead has an uneven amount of doors the single lock required is **also \$142**. Locks for bookcase doors are generally located on the top inside corner of the door front. Locks for hutch and overhead doors are generally located on the lower inside corners. Suites can be keyed alike at no upcharge, please specify on purchase order.

LATCHES

All hutch, overhead and bookcase hinged doors (above the worksurface height), are equipped with touch latches mounted inside the top edge of the door.

DRAWERS

Desk box drawers have fully progressive full extension slides and are load rated at 100 lbs. per drawer.

Desk file drawers have a load bearing capacity of 130 lbs per drawer.

All other pedestal file drawers have fully progressive, full extension slides and are load rated at 100 lbs. per drawer.

All file drawers are equipped for letter and legal filing.

All box and pedestal file drawer slides have an optional soft-closing feature. Lateral file drawers do not have this option.

All drawer interiors are veneer on plywood, constructed with finger dovetail joints.

All box/box/file pedestals in desks are supplied with one molded black pencil tray.

GLIDES

Adjustable glides are 1 1/4" long and allow for a range of adjustment of 1". Glide inserts are installed at factory, glides need to be field installed.

METAL LEGS

The metal legs in Adesso have a Brushed Stainless finish.

HINGES

Hinges on all hutch, overhead and bookcase doors are European style with 110 degree opening. All hinges are fully adjustable.

PULLS

Pulls are Clear Satin Anodized Aluminum. Pulls are supplied on all drawers, and doors below desk height.

TESTING INFORMATION

Adesso meets or exceeds the testing requirements of ANSI/BIFMA X5.5-2014 and/or X5.9 - 2012.



ADESSO | CONNECTIVITY



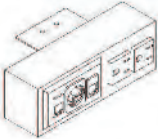
POWERPORT

A PowerPort is a unique worksurface mounted module that can be specified to a location that best serves the user's needs. It includes a UL approved electrical, voice and data power bar, containing two 115 - volt electrical simplex outlets which are accessible from the work surface, plus a utility outlet at the end for daisy chaining purposes. 3 data versions are available, please see page 110 for options.



PORT

A service module having no power bar will serve as a large grommet. A hinged lid easily enables the passage of several cables and devices.



UNDER MOUNT POWER DATA MODULE

The Power Data Module is mounted under the worksurface to provide connectivity to the user. The unit contains 2 simplex receptacles, 1 RJ11, 1 RJ45 and 1 USB Type A/B port. This power data module can be used for charging with a USB patch cord connected to a transformer. This provides the user a simple and convenient way to charge their electronic devices. Patch cords and transformer are conveniently available at most local electronic stores.



GROMMETS - Optional (Top Only)

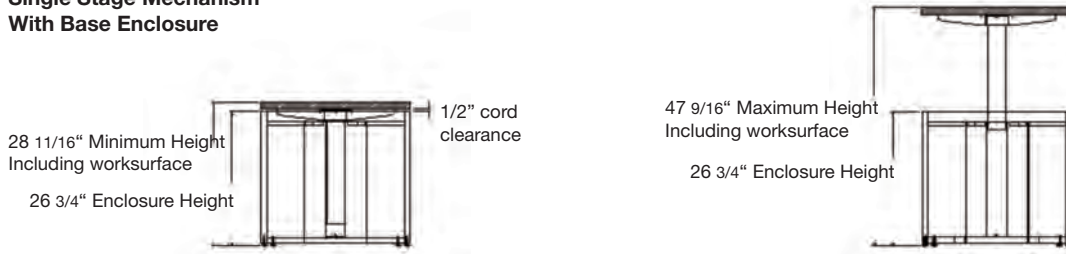
All cases may be specified with one grommet in a standard position at no upcharge. A **\$142 list upcharge** will apply to additional grommets in standard positions and for grommets requested in non-standard positions a **\$142 list upcharge** will apply. The grommet position must be indicated for each case on the order. Please specify location of grommet when ordering.

Grommets - Round

The round grommet in an aluminum finish with an open and shut mouse hole serves to provide cable passage for areas not requiring a large opening. The grommet position must be indicated for each case on the order. Grommets can be field installed with a power drill, 60 mm hole saw. Please keep in mind the location of the grommets when specifying pier hutches for use with worksurfaces. For example, a paper manager on the left-hand side may be used with a "C", "BR" or "AR" grommet.

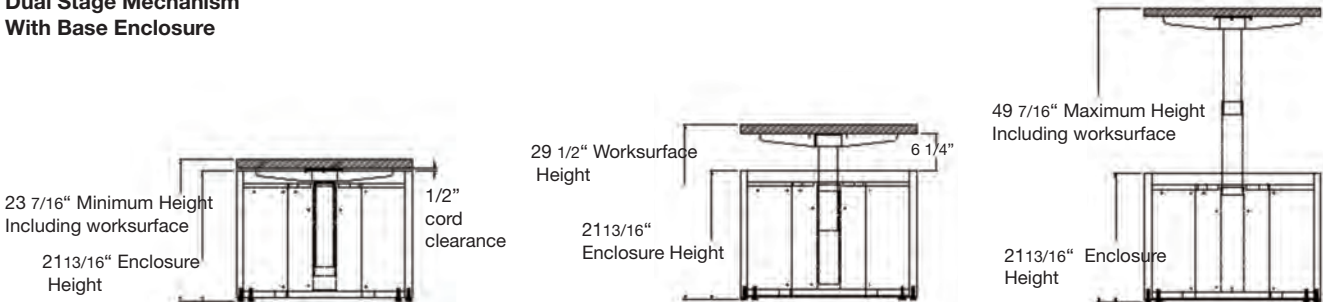
ADESSO | HEIGHT ADJUSTABLE WORKSURFACE WITH BASE ENCLOSURE

Single Stage Mechanism With Base Enclosure



The Single Stage mechanism with Base Enclosure has an adjustable height range of 28 11/16 - 47 9/16 inches. When the worksurface is at the lowest stage - desk height, the space between underside of the worksurface and the top of the Base Enclosure is 1/2 inch.

Dual Stage Mechanism With Base Enclosure



The Dual Stage mechanism with Base Enclosure has an adjustable height range of 23 7/16 - 49 7/16 inches. When the worksurface is at the standard desk height setting of 29 1/2", the space between underside of the worksurface and the top of the Base Enclosure is 6 1/4 inches. This allows for the full range of height adjustments.

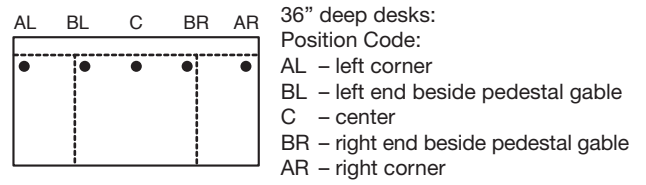
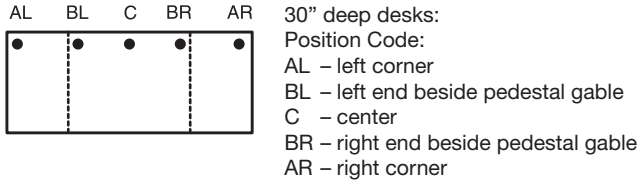
Custom Base Enclosures for the Dual Stage are available decreasing the gap below the worksurface to 1/2 inch.

Caution: this eliminates the ability to use the lower stage settings.

Custom Base Enclosures to further lower the minimum worksurface height are also available, removing the inside enclosure floor completely and allowing a minimum desk height of 22 7/16". Contact customer service for a quote.

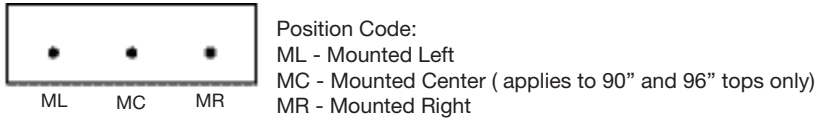
STANDARD GROMMET & POWERPORT POSITIONS

Desks, Credenzas, Link Units & Returns



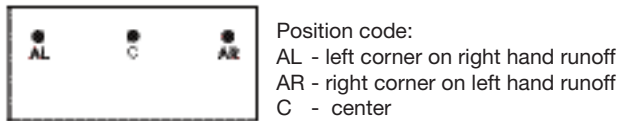
"BR" and "BL" are only available on tops 60" or longer.

3/4 height Credenzas for Mounted Runoffs with Power/Data Option



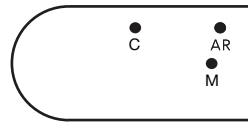
Rectangular Runoff Top Grommet & PowerPort

Guest Side

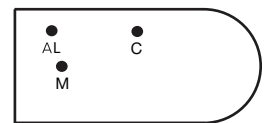


"AL" grommet and PowerPort locations apply to **rectangular runoffs**.

Curvilinear Runoffs and desks Grommet and PowerPort locations



User Side

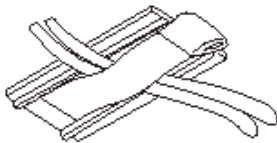


User Side

PEDESTAL ACCESS CABLE MANAGEMENT



All Adesso casegood desks, returns and credenzas allow for wire management behind the pedestal drawers. Pedestal gables feature a standard cable management opening allowing access to the rear of the pedestal cavity. By specifying a wiring grommet in a standard AL or AR position (see grommet locations above) cable can be conveniently threaded behind the pedestal drawers and through the wire management access grommet.



Velcro Cable Manager
A velcro wire management strip is available to assist in containing the cables



Cable Management PVC Trough
PVC Cable manager is used in credenzas, L and U workstations.

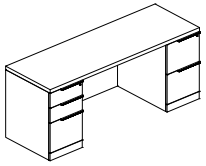


Cable Management for Runoffs
The Silver Metallic Trough is used to route cables from desk runoffs to credenza and out to the source.



Cable Management with Runoff and Wood Base
This represents cables running from desk runoffs through the Silver Metallic Trough and into the wood/metal base to a floor monument source.

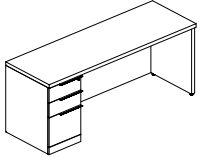
ADESSO | CREDENZAS & LINKING UNITS



CREDENZAS - Desk Height

Adecco offers a wide variety of credenzas for use as stand alone storage pieces, part of a connected worksurface configuration, or behind a desk.

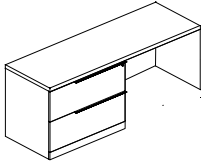
Choose from single or double pedestal options, with fixed or hinged modesty panel.



MODESTY PANELS

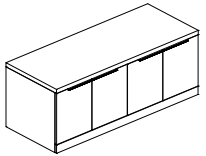
Credenzas with hinged modesty panels provide easy access to wall mounted electrical sources without wiring difficulties.

Credenzas with modesty panels have an added finished look, and all cases are available with a wiring grommet in a standard position for added cable management, please specify on your order. Wiring grommets can be specified above the pedestal location.



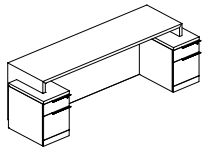
PEDESTALS

Adecco credenzas are available with single, lateral file, combination pedestals or bookcase pedestals.



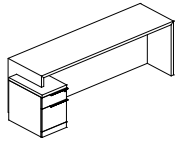
FULL FACE CREDENZAS

Full face credenzas are available in a variety of lateral file/bookcase & open bookcase combinations in 3/4 and full height cases



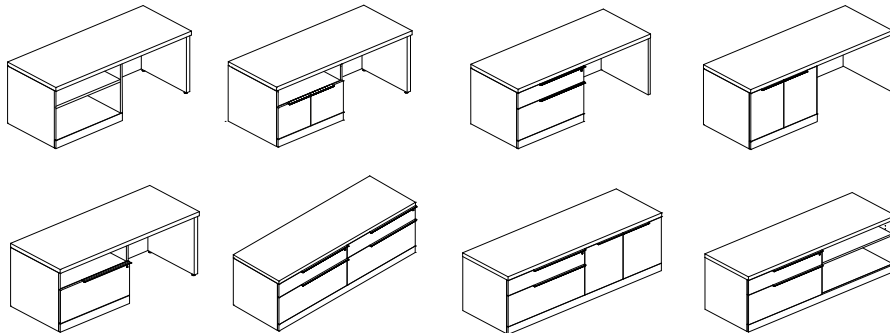
EXTENDED PEDESTALS CREDENZAS

These are offered in both single & double pedestal options. Pedestals extend 6" beyond the end and front of the case.



CREDENZAS - 3/4 HEIGHT

A large offering of Credenza sizes and configurations are available in single pedestal and full face versions.



LINKING UNITS

Adecco linking units are available in a range of sizes for ease of use in configuring a connected worksurface.

Linking Units are for use between desks and credenzas in creating a U-shaped configuration, and must be supported at both ends. They are available with or without modesty panels.

Linking Units, Tops and Returns

It is important that the main units (desk, credenza) to which the linking unit or return is being attached be in their final position and leveled. Units are connected with mending plates under the worksurface from the modesty to the end panels. Attach the mending plates under the worksurface, ensure cases are level and if necessary adjust the glides to achieve flush and firm joints before completing installation of mending plates to the modesty and end panels.

ADESSO | HUTCHES, OVERHEADS, TACKBOARDS & WALL UNIT



Hutches and Overheads

Adecco offers hutch and overhead options for use in a work area configuration.

All hutches and overheads include L.E.D. tasklights that are factory installed and require no field adjustment. Tasklights are mounted beneath the cabinet.

A variety of hutches are available with aluminum framed, back-painted white glass doors.

Doors

Doors are equipped with fully adjustable European style hinges. Locks are optional and can be specified at time of order for an **upcharge of \$142 per set** of (2) doors. If an uneven amount of doors require locks, the lock on the single door is **also \$142**. Locks are not available on glass doors.

Hutch Power/ Data/ Voice Module

Access to power and data is made simple by using a hutch with a power/data/voice module built right into the tackboard. The module is fully installed at the factory but can be removed to connect data links on site. It features a flip door that retracts into the case of the unit when open.



Tackboards

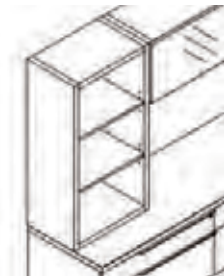
All hutches come standard with grade 1 tackboards. For other tackboard grade pricing, see chart on page 70, please note, not all fabrics are suitable for tackboard application. Tackboard fabric selections should be supplied with the order information.

Tackboards are not included with overheads, see page 63 for pricing. Overhead tackboards include wall mounting hardware and instructions.

Only hutches and overhead tackboards in Krug panel fabrics are available on KrugExpress.

Wall Mounted Back-Painted Glass

Glass panels are 4mm clear finish tempered back-painted glass with aluminum frame. Magnetic backpainted glass is also available. Back-painted glass is available in nine colors; White, Giada, Silk, Mandarino, Rosso, Pearl, Caffè, Black.



Piers

Piers are used in conjunction with overhead/hutches, glass wall panels & tackboards

L.E.D. Tasklights

Tasklights are included with hutches and overheads. On hutches, the tasklight cord is threaded behind the hutch through a standard access grommet on the upper right hand side of the back panel. Tasklights are installed on the underside of overhead units. Cords run down the right hand side of the tasklight to the worksurface where they can be routed behind the worksurface top. The use of a wall mounted

Overhead

tackboard, back-painted glass wall panel or wood wall panel conceals the cord from view.

Installation

Hutch and overhead installation instructions are included with every case. All mounting hardware required is included with the product.

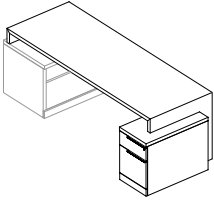


Sliding door wall units

Sliding door wall units on page 68 of the price guide feature a Coplanar mechanism, meaning - when the doors are closed the faces are flush, when a door is opened it moves forward in front of the other door. This feature is not available on overheads or hutches.



ADESSO | FILING CONFIGURATIONS & MEDIA HUB SPECIFICATIONS



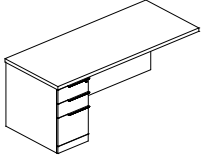
Drawers will be offered for letter and legal size filing. All units are equipped with file bars that are fixed in place for shipping.

DESK RUNOFFS & DESK PEDESTAL FILE DRAWERS

Filing Capacity

15" drawers:
21" of letter filing front to back or
12" of legal filling side to side
22" pedestal drawer depths allow only one row of side to side files.

Weight capacity of pedestal file drawers is 100 lbs.

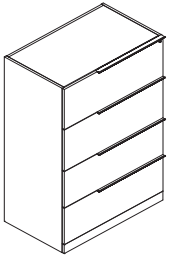


CREDENZA AND RETURN PEDESTAL FILE DRAWERS

Filing Capacity

15" drawers:
15" of letter filing front to back or
12" of legal filling side to side
16" pedestal drawer depths allow only one row of side to side files.

Weight capacity of pedestal file drawers is 100 lbs.



CREDENZA, RETURN OR STORAGE LATERAL FILE DRAWERS

Filing Capacity

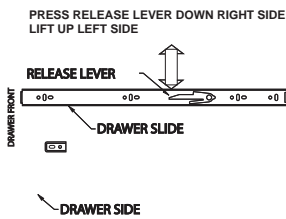
30" wide drawers:
30" letter filing front to back, or
25" legal filing side to side
15" or legal filing front to back.

When filing front to back, 30" lateral file drawer widths allow two rows of letter filing, but only one row of legal file width.

Filing capacity

36" wide drawers:
30" letter filing front to back, or
36" legal filing side to side, or
30" legal filing front to back.

Weight capacity of lateral file drawers is 130 lbs.

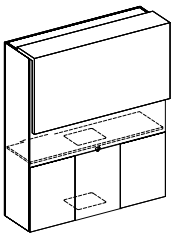


Drawer Removal

Pull drawer and slide out to the full extension position. With index finger, lift up the release lever on the left and press down the release lever on the right side of the drawer (as shown).

Pull out the drawer with the attached drawer channel from the cabinet member.

To re-assemble, insert the drawer through the guide.



Media Hub:

Bookcase storage comes with touch latch doors.

Wire management cutout in the base of center bookcase is 10-1/4" x 12-3/4".

Optional hangover panel comes standard in any of our palette finishes and can be specified with or without white boards.

Optional runoff tops and bases sold separately and available in both desk and bar heights.

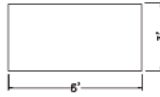
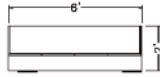
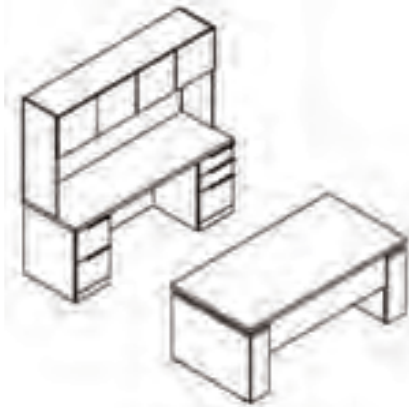
Desk height runoff tops are mounted at 29.5" in height.

Bar height runoff tops are mounted at 42" in height.

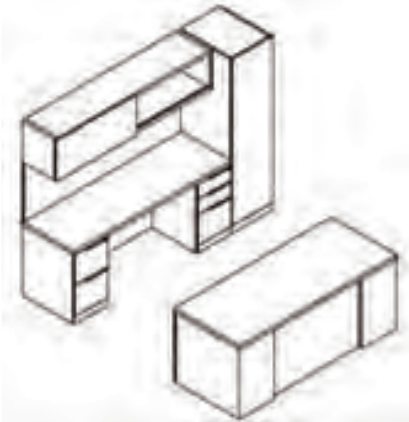
Bank of drawers includes 3 box drawers.

Back of unit is finished.

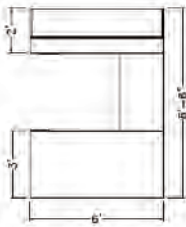
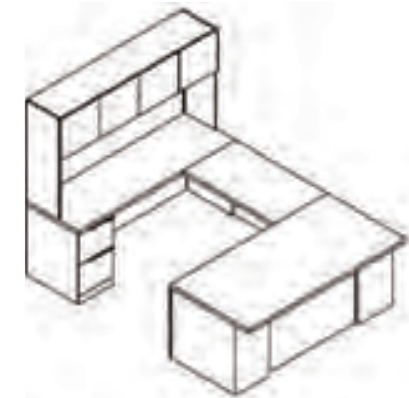
ADESSO | SAMPLE CONFIGURATIONS



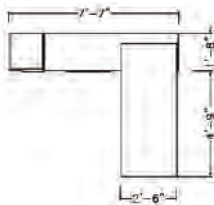
	Model	Cherry Maple Oak	Anigre Walnut
Height Adj. Desk	88HA7236ETSGV21	7275	8001
Hutch	88HT721640	3891	4279
Credenza	88C72244LDRF	4636	4895
TOTAL		15,802	17,175



	Model	Cherry Maple Oak	Anigre Walnut
Desk	88D72304LORF	4451	4894
Overhead	88OSW721616Z	2861	3147
Tackboard	88TBOHW7224	484	484
Credenza	88C72244LDRF	4452	4895
Storage	88ST19246911R	2925	3217
TOTAL		15,173	16,637





	Model	Cherry Maple Oak	Anigre Walnut
Desk	88D72364LORF	4484	4933
Link Unit	88LU4224HX41	1546	1701
Hutch	88HT721640	3891	4279
Credenza	88C72244LDR0	4025	4428
TOTAL		13,946	15,339



	Model	Cherry Maple Oak	Anigre Walnut
Height Adj. Desk	88HA7230ETSO16V21	4414	4854
Storage	88ST19206990	2432	2675
Credenza	88CY72203L3616R0	4228	4651
TOTAL		11,074	12,180

ADESSO | DESK RUNOFFS FOR FULL HEIGHT CREDENZAS

Description	Model	Oak		W	D	H	KW	Shipping Weight	Cubic Feet
		Cherry Maple	Anigre Walnut						
 Rectangular Desk Runoff with Aluminum Leg	88DR60304LLG	2447	2690	59.75	30	29.5	57.5	112	6
	88DR60304RLG	2447	2690	59.75	30	29.5	57.5	112	6
	88DR66304LLG	2488	2736	65.75	30	29.5	63.5	121	6.5
	88DR66304RLG	2488	2736	65.75	30	29.5	63.5	121	6.5
	88DR66364LLG	2587	2844	65.75	36	29.5	63.5	140	7.25
	88DR66364RLG	2587	2844	65.75	36	29.5	63.5	140	7.25
	88DR72304LLG	2600	2859	71.5	30	29.5	69	130	6.75
	88DR72304RLG	2600	2859	71.5	30	29.5	69	130	6.75
	88DR72364LLG	2627	2888	71.5	36	29.5	69	151	7.75
	88DR72364RLG*	2627	2888	71.5	36	29.5	69	151	7.75
	88DR78304LLG	2725	3000	77.5	30	29.5	75	139	7.25
	88DR78304RLG	2725	3000	77.5	30	29.5	75	139	7.25
	88DR78364LLG	2837	3121	77.5	36	29.5	75	161	8.5
	88DR78364RLG	2837	3121	77.5	36	29.5	75	161	8.5
	88DR84304LLG	2950	3243	83.5	30	29.5	81	147	7.75
	88DR84304RLG	2950	3243	83.5	30	29.5	81	147	7.75
	88DR84364LLG	3088	3398	83.5	36	29.5	81	172	9
	88DR84364RLG	3088	3398	83.5	36	29.5	81	172	9

 Rectangular Desk Runoffs with Disc Base	88DR60304LDB	2502	2751	59.75	30	29.5	43.5	124	12
	88DR60304RDB	2502	2751	59.75	30	29.5	43.5	124	12
	88DR66304LDB	2600	2859	65.75	30	29.5	49.5	133	12.5
	88DR66304RDB	2600	2859	65.75	30	29.5	49.5	133	12.5
	88DR66364LDB	2740	3012	65.75	36	29.5	46.5	152	13.25
	88DR66364RDB	2740	3012	65.75	36	29.5	46.5	152	13.25
	88DR72304LDB	2752	3030	71.5	30	29.5	55	141	12.75
	88DR72304RDB	2752	3030	71.5	30	29.5	55	141	12.75
	88DR72364LDB	2781	3058	71.5	36	29.5	52	162	13.75
	88DR72364RDB*	2781	3058	71.5	36	29.5	52	162	13.75
	88DR78304LDB	2879	3166	77.5	30	29.5	61	150	13.25
	88DR78304RDB	2879	3166	77.5	30	29.5	61	150	13.25
	88DR78364LDB	2989	3288	77.5	36	29.5	58	173	14.5
	88DR78364RDB	2989	3288	77.5	36	29.5	58	173	14.5
	88DR84304LDB	3144	3458	83.5	30	29.5	67	159	13.75
	88DR84304RDB	3144	3458	83.5	30	29.5	67	159	13.75
	88DR84364LDB	3241	3567	83.5	36	29.5	64	183	15
	88DR84364RDB	3241	3567	83.5	36	29.5	64	183	15

ORDERING NOTES:

All desk runoffs are available with three floating modesty panel options: wood, acrylic and back-painted glass. For floating modesty panel upcharges, please see page 40. To order, add the floating modesty panel reference number to the end of the runoff model number.

ORDERING PROCEDURE

To order, please specify the following:

- 1) Krug product model number
- 2) Wood species and finish
- 3) Grommet location and style if applicable

* Indicates model illustrated by line drawing

CODE DESCRIPTION

- 4 - over full height credenza
- L - left-handed position
- R - right-handed position
- LG - aluminum legs
- DB - disc base
- V21 - floating wood modesty panel
- V29 - floating acrylic modesty panel
- V24 - floating back-painted glass modesty panel


STANDARD FINISHES

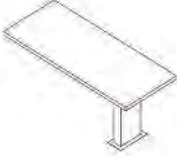
For a complete list of standard wood finishes please see page 9. Disc bases and metal legs are available in a Brushed Stainless finish.

GROMMETS

One wiring grommet in standard position is optional at no charge. See page 12 for more information.

ADESSO | DESK RUNOFFS FOR FULL HEIGHT CREDENZAS

Description	Model	Oak		W	D	H	KW	Shipping Weight	Cubic Feet
		Cherry Maple	Anigre Walnut						
 Rectangular Desk Runoffs with Gable Base	88DR60304LGB	2865	3151	59.75	30	29.5	58	120	39
	88DR60304RGB	2865	3151	59.75	30	29.5	58	120	39
	88DR66304LGB	2907	3196	65.75	30	29.5	64	129	43
	88DR66304RGB	2907	3196	65.75	30	29.5	64	129	43
	88DR66364LGB	3005	3306	65.75	36	29.5	64	148	50.5
	88DR66364RGB	3005	3306	65.75	36	29.5	64	148	50.5
	88DR72304LGB	3017	3320	71.5	30	29.5	70	138	46.5
	88DR72304RGB	3017	3320	71.5	30	29.5	70	138	46.5
	88DR72364LGB	3047	3350	71.5	36	29.5	70	159	54.5
	88DR72364RGB*	3047	3350	71.5	36	29.5	70	159	54.5
	88DR78304LGB	3144	3458	77.5	30	29.5	76	147	50
	88DR78304RGB	3144	3458	77.5	30	29.5	76	147	50
	88DR78364LGB	3283	3613	77.5	36	29.5	76	169	59
	88DR78364RGB	3283	3613	77.5	36	29.5	76	169	59
	88DR84304LGB	3369	3705	83.5	30	29.5	82	155	54
	88DR84304RGB	3369	3705	83.5	30	29.5	82	155	54
	88DR84364LGB	3508	3858	83.5	36	29.5	82	180	63.5
	88DR84364RGB	3508	3858	83.5	36	29.5	82	180	63.5

 Rectangular Desk Runoff with Wood/Aluminum Base	88DR60304LWB	3005	3306	59.75	30	29.5	43	127	7.5
	88DR60304RWB	3005	3306	59.75	30	29.5	43	127	7.5
	88DR66304LWB	3047	3350	65.75	30	29.5	49	136	8
	88DR66304RWB	3047	3350	65.75	30	29.5	49	136	8
	88DR66364LWB	3144	3458	65.75	36	29.5	45	155	8.75
	88DR66364RWB	3144	3458	65.75	36	29.5	45	155	8.75
	88DR72304LWB	3158	3473	71.5	30	29.5	55	145	8.25
	88DR72304RWB	3158	3473	71.5	30	29.5	55	145	8.25
	88DR72364LWB	3185	3502	71.5	36	29.5	51	166	9.25
	88DR72364RWB*	3185	3502	71.5	36	29.5	51	166	9.25
	88DR78304LWB	3283	3613	77.5	30	29.5	61	154	8.75
	88DR78304RWB	3283	3613	77.5	30	29.5	61	154	8.75
	88DR78364LWB	3397	3734	77.5	36	29.5	57	176	10
	88DR78364RWB	3397	3734	77.5	36	29.5	57	176	10
	88DR84304LWB	3508	3858	83.5	30	29.5	67	162	9.25
	88DR84304RWB	3508	3858	83.5	30	29.5	67	162	9.25
	88DR84364LWB	3648	4011	83.5	36	29.5	63	187	10.5
	88DR84364RWB	3648	4011	83.5	36	29.5	63	187	10.5

ORDERING NOTES:

All desk runoffs are available with three floating modesty panel options: wood, acrylic and back-painted glass. For floating modesty panel upcharges, please see page 40. To order, add the floating modesty panel reference number to the end of the runoff model number.

DIMENSION KEY

W — width
D — depth
H — height of worksurface
KW — knee-hole width

Dimensions are in inches and approximate. Contact Customer Service if dimensions are critical.

CODE DESCRIPTION

4 - over full height credenza
L - left-handed position
R - right-handed position
GB - gable base
WB - wood/aluminum base
V21 - floating wood modesty panel
V29 - floating acrylic modesty panel
V24 - floating back-painted glass modesty panel

STANDARD FINISHES

For a complete list of standard wood finishes please see page 9. Disc bases and metal legs are available in a Brushed Stainless finish.

GROMMETS

One wiring grommet in standard position is optional at no charge. See page 12 for more information.

ADESSO | DESK RUNOFFS FOR FULL HEIGHT CREDENZA

Description	Model	Oak Cherry Maple	Anigre Walnut	W	D	H	KW	Shipping Weight	Cubic Feet
Arc Desk Runoffs with Disc Base	88DRA60304LDB	2502	2751	59.75	30	29.5	43.5	124	12
	88DRA60304RDB	2502	2751	59.75	30	29.5	43.5	124	12
	88DRA66304LDB	2600	2859	65.75	30	29.5	49.5	133	12.5
	88DRA66304RDB	2600	2859	65.75	30	29.5	49.5	133	12.5
	88DRA66364LDB	2740	3012	65.75	36	29.5	46.5	152	13.25
	88DRA66364RDB	2740	3012	65.75	36	29.5	46.5	152	13.25
	88DRA72304LDB	2752	3030	71.5	30	29.5	55	141	12.75
	88DRA72304RDB	2752	3030	71.5	30	29.5	55	141	12.75
	88DRA72364LDB	2781	3058	71.5	36	29.5	52	162	13.75
	88DRA72364RDB*	2781	3058	71.5	36	29.5	52	162	13.75
	88DRA78304LDB	2879	3166	77.5	30	29.5	61	150	13.25
	88DRA78304RDB	2879	3166	77.5	30	29.5	61	150	13.25
	88DRA78364LDB	2989	3288	77.5	36	29.5	58	173	14.5
	88DRA78364RDB	2989	3288	77.5	36	29.5	58	173	14.5
	88DRA84304LDB	3144	3458	83.5	30	29.5	67	159	13.75
	88DRA84304RDB	3144	3458	83.5	30	29.5	67	159	13.75
	88DRA84364LDB	3241	3567	83.5	36	29.5	64	183	15
	88DRA84364RDB	3241	3567	83.5	36	29.5	64	183	15
Arc Desk Runoff with Wood/Aluminum Base	88DRA60304LWB	3005	3306	59.75	30	29.5	43	127	7.5
	88DRA60304RWB	3005	3306	59.75	30	29.5	43	127	7.5
	88DRA66304LWB	3047	3350	65.75	30	29.5	49	136	8
	88DRA66304RWB	3047	3350	65.75	30	29.5	49	136	8
	88DRA66364LWB	3144	3458	65.75	36	29.5	45	155	8.75
	88DRA66364RWB	3144	3458	65.75	36	29.5	45	155	8.75
	88DRA72304LWB	3158	3473	71.5	30	29.5	55	145	8.25
	88DRA72304RWB	3158	3473	71.5	30	29.5	55	145	8.25
	88DRA72364LWB	3185	3502	71.5	36	29.5	51	166	9.25
	88DRA72364RWB*	3185	3502	71.5	36	29.5	51	166	9.25
	88DRA78304LWB	3283	3613	77.5	30	29.5	61	154	8.75
	88DRA78304RWB	3283	3613	77.5	30	29.5	61	154	8.75
	88DRA78364LWB	3397	3734	77.5	36	29.5	57	176	10
	88DRA78364RWB	3397	3734	77.5	36	29.5	57	176	10
	88DRA84304LWB	3508	3858	83.5	30	29.5	67	162	9.25
	88DRA84304RWB	3508	3858	83.5	30	29.5	67	162	9.25
	88DRA84364LWB	3648	4011	83.5	36	29.5	63	187	10.5
	88DRA84364RWB	3648	4011	83.5	36	29.5	63	187	10.5

ORDERING NOTES:

All desk runoffs are available with three floating modesty panel options: wood, acrylic and back-painted glass. For floating modesty panel upcharges, please see page 40. To order, add the floating modesty panel reference number to the end of the runoff model number.

ORDERING PROCEDURE

To order, please specify the following:

- 1) Krug product model number
- 2) Wood species and finish
- 3) Grommet location and style if applicable.

* Indicates model illustrated by line drawing

CODE DESCRIPTION

- 4 - over full height credenza
- L - left-handed position
- R - right-handed position
- DB - disc base
- WB - wood/aluminum base
- V21 - floating wood modesty panel
- V29 - floating acrylic modesty panel
- V24 - floating back-painted glass modesty panel



STANDARD FINISHES

For a complete list of standard wood finishes please see page 9. Disc bases and metal legs are available in a Brushed Stainless finish.

GROMMETS

One wiring grommet in standard position is optional at no charge. See page 12 for more information.

ADESSO | DESK RUNOFFS FOR FULL HEIGHT CREDENZA

Description	Model	Oak		W	D	H	KW	Shipping Weight	Cubic Feet
		Cherry Maple	Anigre Walnut						
Bullet Desk Runoff with Disc Base 	88DRB60304LDB	2502	2751	59.75	30	29.5	43.5	124	12
	88DRB60304RDB	2502	2751	59.75	30	29.5	43.5	124	12
	88DRB66304LDB	2600	2859	65.75	30	29.5	49.5	133	12.5
	88DRB66304RDB	2600	2859	65.75	30	29.5	49.5	133	12.5
	88DRB66364LDB	2740	3012	65.75	36	29.5	46.5	152	13.25
	88DRB66364RDB	2740	3012	65.75	36	29.5	46.5	152	13.25
	88DRB72304LDB	2752	3030	71.5	30	29.5	55	141	12.75
	88DRB72304RDB	2752	3030	71.5	30	29.5	55	141	12.75
	88DRB72364LDB	2781	3058	71.5	36	29.5	52	162	13.75
	88DRB72364RDB*	2781	3058	71.5	36	29.5	52	162	13.75
	88DRB78304LDB	2879	3166	77.5	30	29.5	61	150	13.25
	88DRB78304RDB	2879	3166	77.5	30	29.5	61	150	13.25
	88DRB78364LDB	2989	3288	77.5	36	29.5	58	173	14.5
	88DRB78364RDB	2989	3288	77.5	36	29.5	58	173	14.5
	88DRB84304LDB	3144	3458	83.5	30	29.5	67	159	13.75
	88DRB84304RDB	3144	3458	83.5	30	29.5	67	159	13.75
	88DRB84364LDB	3241	3567	83.5	36	29.5	64	183	15
	88DRB84364RDB	3241	3567	83.5	36	29.5	64	183	15
Bullet Desk Runoff with Wood/Aluminum Base 	88DRB60304LWB	3005	3306	59.75	30	29.5	43	127	7.5
	88DRB60304RWB	3005	3306	59.75	30	29.5	43	127	7.5
	88DRB66304LWB	3047	3350	65.75	30	29.5	49	136	8
	88DRB66304RWB	3047	3350	65.75	30	29.5	49	136	8
	88DRB66364LWB	3144	3458	65.75	36	29.5	45	155	8.75
	88DRB66364RWB	3144	3458	65.75	36	29.5	45	155	8.75
	88DRB72304LWB	3158	3473	71.5	30	29.5	55	145	8.25
	88DRB72304RWB	3158	3473	71.5	30	29.5	55	145	8.25
	88DRB72364LWB	3185	3502	71.5	36	29.5	51	166	9.25
	88DRB72364RWB*	3185	3502	71.5	36	29.5	51	166	9.25
	88DRB78304LWB	3283	3613	77.5	30	29.5	61	154	8.75
	88DRB78304RWB	3283	3613	77.5	30	29.5	61	154	8.75
	88DRB78364LWB	3397	3734	77.5	36	29.5	57	176	10
	88DRB78364RWB	3397	3734	77.5	36	29.5	57	176	10
	88DRB84304LWB	3508	3858	83.5	30	29.5	67	162	9.25
	88DRB84304RWB	3508	3858	83.5	30	29.5	67	162	9.25
	88DRB84364LWB	3648	4011	83.5	36	29.5	63	187	10.5
	88DRB84364RWB	3648	4011	83.5	36	29.5	63	187	10.5

ORDERING NOTES:

All desk runoffs are available with three floating modesty panel options: wood, acrylic and back-painted glass. For floating modesty panel upcharges, please see page 40. To order, add the floating modesty panel reference number to the end of the runoff model number.

DIMENSION KEY

W — width
 D — depth
 H — height of worksurface
 KW— kneehole width

Dimensions are in inches and approximate. Contact Customer Service if dimensions are critical.

CODE DESCRIPTION

4 - over full height credenza
 L - left-handed position
 R - right-handed position
 DB - disc base
 WB - wood/aluminum base
 V21 - floating wood modesty panel
 V29 - floating acrylic modesty panel
 V24 - floating back-painted glass modesty panel


STANDARD FINISHES


For a complete list of standard wood finishes, please see page 9.
 Disc bases and metal legs are available in an Brushed Stainless finish.

GROMMETS

One grommet in a standard position is optional at no charge. See page 12 for more information.

ADESSO | DESK RUNOFFS FOR 3/4 HEIGHT CREDENZAS

Description	Model	Oak	Anigre	W	D	H	KW	Shipping Weight	Cubic Feet
		Cherry	Walnut						
Rectangular Desk	88DR60303LLG	2654	2920	59.75	30	29.5	36	120	16
	88DR60303RLG	2654	2920	59.75	30	29.5	36	120	16
Runoff with Aluminum Legs	88DR66303LLG	2698	2966	65.75	30	29.5	42	131	17.5
	88DR66303RLG	2698	2966	65.75	30	29.5	42	131	17.5
	88DR66363LLG	2794	3075	65.75	36	29.5	42	151	20
	88DR66363RLG	2794	3075	65.75	36	29.5	42	151	20
	88DR72303LLG	2810	3089	71.5	30	29.5	48	138	18.5
	88DR72303RLG	2810	3089	71.5	30	29.5	48	138	18.5
	88DR72363LLG*	2837	3121	71.5	36	29.5	48	160	21.5
	88DR72363RLG	2837	3121	71.5	36	29.5	48	160	21.5
	88DR78303LLG	2934	3227	77.5	30	29.5	54	147	20
	88DR78303RLG	2934	3227	77.5	30	29.5	54	147	20
	88DR78363LLG	3047	3350	77.5	36	29.5	54	170	23.5
	88DR78363RLG	3047	3350	77.5	36	29.5	54	170	23.5
	88DR84303LLG	3158	3473	83.5	30	29.5	60	155	21.5
	88DR84303RLG	3158	3473	83.5	30	29.5	60	155	21.5
	88DR84363LLG	3298	3627	83.5	36	29.5	60	181	25
	88DR84363RLG	3298	3627	83.5	36	29.5	60	181	25

Rectangular Desk	88DR66303LDB	2710	2983	65.75	30	29.5	27.5	141	23.5
Runoffs with Disc Base	88DR66303RDB	2710	2983	65.75	30	29.5	27.5	141	23.5
	88DR66363LDB	2810	3089	65.75	36	29.5	24.5	161	26
	88DR66363RDB	2810	3089	65.75	36	29.5	24.5	161	26
	88DR72303LDB	2950	3243	71.5	30	29.5	33	149	24.5
	88DR72303RDB	2950	3243	71.5	30	29.5	33	149	24.5
	88DR72363LDB*	2962	3259	71.5	36	29.5	30	171	27.5
	88DR72363RDB	2962	3259	71.5	36	29.5	30	171	27.5
	88DR78303LDB	2989	3288	77.5	30	29.5	39	158	26
	88DR78303RDB	2989	3288	77.5	30	29.5	39	158	26
	88DR78363LDB	3088	3398	77.5	36	29.5	36	182	29.5
	88DR78363RDB	3088	3398	77.5	36	29.5	36	182	29.5
	88DR84303LDB	3200	3519	83.5	30	29.5	45	167	27.5
	88DR84303RDB	3200	3519	83.5	30	29.5	45	167	27.5
	88DR84363LDB	3353	3688	83.5	36	29.5	42	192	31
	88DR84363RDB	3353	3688	83.5	36	29.5	42	192	31

ORDERING NOTES:

All desk runoffs are available with three floating modesty panel options: wood, acrylic and back-painted glass. For floating modesty panel upcharges, please see page 40. To order, add the floating modesty panel reference number to the end of the runoff model number. To replace a standard wood riser with a metal riser for 3/4 height desk runoffs add suffix M to the end of the model # and **\$142 list** to the price e.g. 88DR84363LLGM

ORDERING PROCEDURE

- To order, please specify the following:
- 1) Krug product model number
 - 2) Wood species and finish
 - 3) Grommet location and style if applicable.

* Indicates model illustrated by line drawing

CODE DESCRIPTION

- 3 - over 3/4 height credenza
- L - left-handed position
- R - right-handed position
- LG - aluminum legs
- DB - disc base
- V21 - floating wood modesty panel
- V29 - floating acrylic modesty panel
- V24 - floating back-painted glass modesty panel
- M - metal riser


STANDARD FINISHES


For a complete list of standard wood finishes please see page 9. Disc bases and metal legs are available in a Brushed Stainless finish.

GROMMETS

One wiring grommet in standard position is optional at no charge. See page 12 for more information.

ADESSO | DESK RUNOFFS FOR 3/4 HEIGHT CREDENZAS

Description	Model	Oak		W	D	H	KW	Shipping Weight	Cubic Feet
		Cherry Maple	Anigre Walnut						
 Rectangular Desk Runoffs with Gable Base	88DR60303LGB	3075	3381	59.75	30	29.5	36.4	152	39
	88DR60303RGB	3075	3381	59.75	30	29.5	36.4	152	39
	88DR66303LGB	3116	3428	65.75	30	29.5	42.4	162	43
	88DR66303RGB	3116	3428	65.75	30	29.5	42.4	162	43
	88DR66363LGB	3213	3537	65.75	36	29.5	42.4	188	50.5
	88DR66363RGB	3213	3537	65.75	36	29.5	42.4	188	50.5
	88DR72303LGB	3229	3551	71.5	30	29.5	48.1	171	46.5
	88DR72303RGB	3229	3551	71.5	30	29.5	48.1	171	46.5
	88DR72363LGB*	3256	3581	71.5	36	29.5	48.1	199	54.5
	88DR72363RGB	3256	3581	71.5	36	29.5	48.1	199	54.5
	88DR78303LGB	3353	3688	77.5	30	29.5	54.1	181	50
	88DR78303RGB	3353	3688	77.5	30	29.5	54.1	181	50
	88DR78363LGB	3492	3842	77.5	36	29.5	54.1	210	59
	88DR78363RGB	3492	3842	77.5	36	29.5	54.1	210	59
	88DR84303LGB	3577	3934	83.5	30	29.5	60.1	191	54
	88DR84303RGB	3577	3934	83.5	30	29.5	60.1	191	54
88DR84363LGB	3717	4087	83.5	36	29.5	60.1	222	63.5	
88DR84363RGB	3717	4087	83.5	36	29.5	60.1	222	63.5	

 Rectangular Desk Runoff with Wood/Aluminum Base	88DR60303LWB	3185	3502	59.75	30	29.5	21	135	17.5
	88DR60303RWB	3185	3502	59.75	30	29.5	21	135	17.5
	88DR66303LWB	3269	3597	65.75	30	29.5	27	146	19
	88DR66303RWB	3269	3597	65.75	30	29.5	27	146	19
	88DR66363LWB	3369	3705	65.75	36	29.5	24	166	21.5
	88DR66363RWB	3369	3705	65.75	36	29.5	24	166	21.5
	88DR72303LWB	3439	3779	71.5	30	29.5	33	153	20
	88DR72303RWB	3439	3779	71.5	30	29.5	33	153	20
	88DR72363LWB*	3520	3873	71.5	36	29.5	30	175	23
	88DR72363RWB	3520	3873	71.5	36	29.5	30	175	23
	88DR78303LWB	3605	3965	77.5	30	29.5	39	162	21.5
	88DR78303RWB	3605	3965	77.5	30	29.5	39	162	21.5
	88DR78363LWB	3703	4074	77.5	36	29.5	36	185	25
	88DR78363RWB	3703	4074	77.5	36	29.5	36	185	25
	88DR84303LWB	3800	4181	83.5	30	29.5	45	170	23
	88DR84303RWB	3800	4181	83.5	30	29.5	45	170	23
88DR84363LWB	3900	4287	83.5	36	29.5	42	196	26.5	
88DR84363RWB	3900	4287	83.5	36	29.5	42	196	26.5	



ORDERING NOTES:

All desk runoffs are available with three floating modesty panel options: wood, acrylic and back-painted glass. For floating modesty panel upcharges, please see page 40. To order, add the floating modesty panel reference number to the end of the runoff model number. To replace a standard wood riser with a metal riser for 3/4 height desk runoffs add suffix M to the end of the model # and **\$142 list** to the price e.g. 88DR84363LLGM

DIMENSION KEY

W — width
D — depth
H — height of worksurface
KW— kneehole width

Dimensions are in inches and approximate. Contact Customer Service if dimensions are critical.

CODE DESCRIPTION

3 - over 3/4 height credenza
L - left-handed position
R - right-handed position
GB - gable base
WB - wood/aluminum base
V21 - floating wood modesty panel
V29 - floating acrylic modesty panel
V24 - floating back-painted glass modesty panel
M - metal riser


STANDARD FINISHES


For a complete list of standard wood finishes please see page 9. Disc bases and metal legs are available in a Brushed Stainless finish.

GROMMETS

One wiring grommet in standard position is optional at no charge. See page 12 for more information.

ADESSO | DESK RUNOFFS FOR 3/4 HEIGHT CREDENZAS

Description	Model	Oak		W	D	H	KW	Shipping Weight	Cubic Feet
		Cherry Maple	Anigre Walnut						
	88DRPM60303L3F	3172	3489	36	65.75	29.5	29	257	51
	88DRPM60303R3F	3172	3489	36	65.75	29.5	29	257	51
	88DRPM66303L3F	3269	3597	36	71.75	29.5	35	269	55.5
	88DRPM66303R3F	3269	3597	36	71.75	29.5	35	269	55.5
	88DRPM66363L3F	3369	3705	42	71.75	29.5	35	308	64
	88DRPM66363R3F	3369	3705	42	71.75	29.5	35	308	64
	88DRPM72303L3F	3439	3779	36	77.5	29.5	40.5	281	60
	88DRPM72303R3F	3439	3779	36	77.5	29.5	40.5	281	60
	88DRPM72363L3F	3520	3873	42	77.5	29.5	40.5	321	69
	88DRPM72363R3F*	3520	3873	42	77.5	29.5	40.5	321	69
	88DRPM78303L3F	3605	3965	36	83.5	29.5	46.5	293	64
	88DRPM78303R3F	3605	3965	36	83.5	29.5	46.5	293	64
	88DRPM78363L3F	3703	4074	42	83.5	29.5	46.5	336	74
	88DRPM78363R3F	3703	4074	42	83.5	29.5	46.5	336	74
	88DRPM84303L3F	3800	4181	36	89.5	29.5	52.5	305	68.5
	88DRPM84303R3F	3800	4181	36	89.5	29.5	52.5	305	68.5
	88DRPM84363L3F	3900	4287	42	89.5	29.5	52.5	350	78.5
	88DRPM84363R3F	3900	4287	42	89.5	29.5	52.5	350	78.5

	88DR60303L4F	3633	3997	59.75	30	29.5	29	269	39
	88DR60303R4F	3633	3997	59.75	30	29.5	29	269	39
	88DR60303L4D	3675	4041	59.75	30	29.5	29	269	39
	88DR60303R4D	3675	4041	59.75	30	29.5	29	269	39
	88DR66303L4F	3688	4056	65.75	30	29.5	35	281	43
	88DR66303R4F	3688	4056	65.75	30	29.5	35	281	43
	88DR66303L4D	3731	4104	65.75	30	29.5	35	281	43
	88DR66303R4D	3731	4104	65.75	30	29.5	35	281	43
	88DR66363L4F	3745	4117	65.75	36	29.5	35	296	50.5
	88DR66363R4F	3745	4117	65.75	36	29.5	35	296	50.5
	88DR66363L4D	3787	4165	65.75	36	29.5	35	296	50.5
	88DR66363R4D	3787	4165	65.75	36	29.5	35	296	50.5
	88DR72303L4F*	3800	4181	71.5	30	29.5	40.5	293	46.5
	88DR72303R4F	3800	4181	71.5	30	29.5	40.5	293	46.5
	88DR72303L4D	3843	4229	71.5	30	29.5	40.5	293	46.5
	88DR72303R4D	3843	4229	71.5	30	29.5	40.5	293	46.5

ORDERING NOTES:

All desk runoffs are available with three floating modesty panel options: wood, acrylic and back-painted glass. For floating modesty panel upcharges, please see page 40. To order, add the floating modesty panel reference number to the end of the runoff model number.

Pedestals are available with a soft-closing drawer option, add "S" to the model # and **\$142 list** per pedestal. e.g. 88DR84363L4FS.

To specify an Extended Pedestal in Palette finish, add the suffix "P" to the end of the model number. e.g. 88DRPM72303L3FP. To replace a standard wood riser with a metal riser for 3/4 height desk runoffs add suffix M to the end of the model # and **\$142 list** to the price. e.g. 88DR84363LLGM

ORDERING PROCEDURE

To order, please specify the following:

- 1) Krug product model number
- 2) Wood species and finish
- 3) Grommet location and style if applicable.

* Indicates model illustrated by line drawing

CODE DESCRIPTION

- 3 - over 3/4 height credenza
- L - left-handed position
- R - right-handed position
- 3F - 1 box, 1 file drawer
- 4F - box, box, file drawer
- 4D - file, file drawer
- V21 - floating wood modesty panel
- V29 - floating acrylic modesty panel
- V24 - floating back-painted glass modesty panel
- M - metal riser


STANDARD FINISHES


For a complete list of standard wood finishes please see page 9. Disc bases and metal legs are available in a Brushed Stainless finish.

GROMMETS

One wiring grommet in standard position is optional at no charge. See page 12 for more information.

ADESSO | DESK RUNOFFS FOR 3/4 HEIGHT CREDENZAS

Description	Model	Oak	Anigre	W	D	H	KW	Shipping Weight	Cubic Feet
		Cherry Maple	Walnut						
 Single Pedestal Desk Runoff, continued	88DR72363L4F*	3856	4242	71.5	36	29.5	40.5	333	54.5
	88DR72363R4F	3856	4242	71.5	36	29.5	40.5	333	54.5
	88DR72363L4D	3900	4287	71.5	36	29.5	40.5	333	54.5
	88DR72363R4D	3900	4287	71.5	36	29.5	40.5	333	54.5
	88DR78303L4F	3911	4303	77.75	30	29.5	46.5	305	50
	88DR78303R4F	3911	4303	77.75	30	29.5	46.5	305	50
	88DR78303L4D	3954	4348	77.75	30	29.5	46.5	305	50
	88DR78303R4D	3954	4348	77.75	30	29.5	46.5	305	50
	88DR78363L4F	3969	4366	77.75	36	29.5	46.5	348	59
	88DR78363R4F	3969	4366	77.75	36	29.5	46.5	348	59
	88DR78363L4D	4010	4412	77.75	36	29.5	46.5	348	59
	88DR78363R4D	4010	4412	77.75	36	29.5	46.5	348	59
	88DR84303L4F	4024	4425	83.5	30	29.5	52.5	317	61
	88DR84303R4F	4024	4425	83.5	30	29.5	52.5	317	61
	88DR84303L4D	4066	4472	83.5	30	29.5	52.5	317	61
	88DR84303R4D	4066	4472	83.5	30	29.5	52.5	317	61
	88DR84363L4F	4079	4488	83.5	36	29.5	52.5	362	63.5
	88DR84363R4F	4079	4488	83.5	36	29.5	52.5	362	63.5
	88DR84363L4D	4122	4535	83.5	36	29.5	52.5	362	63.5
	88DR84363R4D	4122	4535	83.5	36	29.5	52.5	362	63.5

Description	Model	Oak	Anigre	W	D	H	KW	Shipping Weight	Cubic Feet
		Cherry Maple	Walnut						
 Arc Desk Runoffs with Disc Base	88DRA66303LDB	2710	2983	65.75	30	29.5	27.5	141	23.5
	88DRA66303RDB	2710	2983	65.75	30	29.5	27.5	141	23.5
	88DRA66363LDB	2810	3089	65.75	36	29.5	24.5	161	26
	88DRA66363RDB	2810	3089	65.75	36	29.5	24.5	161	26
	88DRA72303LDB	2950	3243	71.5	30	29.5	33	149	24.5
	88DRA72303RDB	2950	3243	71.5	30	29.5	33	149	24.5
	88DRA72363LDB*	2962	3259	71.5	36	29.5	30	171	27.5
	88DRA72363RDB	2962	3259	71.5	36	29.5	30	171	27.5
	88DRA78303LDB	2989	3288	77.75	30	29.5	39	158	26
	88DRA78303RDB	2989	3288	77.75	30	29.5	39	158	26
	88DRA78363LDB	3088	3398	77.75	36	29.5	36	182	29.5
	88DRA78363RDB	3088	3398	77.75	36	29.5	36	182	29.5
	88DRA84303LDB	3200	3519	83.5	30	29.5	45	167	27.5
	88DRA84303RDB	3200	3519	83.5	30	29.5	45	167	27.5
	88DRA84363LDB	3353	3688	83.5	36	29.5	42	192	31
	88DRA84363RDB	3353	3688	83.5	36	29.5	42	192	31

ORDERING NOTES:

All desk runoffs are available with three floating modesty panel options: wood, acrylic and back-painted glass. For floating modesty panel upcharges, please see page 40. To order, add the floating modesty panel reference number to the end of the runoff model number. Pedestals are available with a soft-closing drawer option, add "S" to the model # and **\$142 list** per pedestal. e.g. 88DR84363L4F**S**. To replace a standard wood riser with a metal riser for 3/4 height desk runoffs add suffix M to the end of the model # and **\$142 list** to the price. e.g. 88DR84363LL**GM**

DIMENSION KEY

W — width
D — depth
H — height of worksurface
KW — kneehole width

Dimensions are in inches and approximate. Contact Customer Service if dimensions are critical.

CODE DESCRIPTION

3 - over 3/4 height credenza
L - left-handed position
R - right-handed position
4 - full height pedestal
F - box, box, file drawer
D - file, file drawer
DB - disc base
V21 - floating wood modesty panel
V29 - floating acrylic modesty panel
V24 - floating back-painted glass modesty panel

STANDARD FINISHES

For a complete list of standard wood finishes please see page 9. Disc bases and metal legs are available in a Brushed Stainless finish.

One wiring grommet in standard position is optional at no charge. See page 12 for more information.

ADESSO | DESK RUNOFFS FOR 3/4 HEIGHT CREDENZAS

Description	Model	Oak Cherry Maple	Anigre Walnut	W	D	H	KW	Shipping Weight	Cubic Feet
Arc Desk Runoffs with Wood/Alu- minum Base	88DRA60303LWB	3213	3537	59.75	30	29.5	36.5	152	39
	88DRA60303RWB	3213	3537	59.75	30	29.5	36.5	152	39
	88DRA66303LWB	3256	3581	65.75	30	29.5	42.5	162	43
	88DRA66303RWB	3256	3581	65.75	30	29.5	42.5	162	43
	88DRA66363LWB	3353	3688	65.75	36	29.5	42.5	188	50.5
	88DRA66363RWB	3353	3688	65.75	36	29.5	42.5	188	50.5
	88DRA72303LWB	3369	3705	71.5	30	29.5	48	171	46.5
	88DRA72303RWB	3369	3705	71.5	30	29.5	48	171	46.5
	88DRA72363LWB*	3397	3734	71.5	36	29.5	48	199	54.5
	88DRA72363RWB	3397	3734	71.5	36	29.5	48	199	54.5
	88DRA78303LWB	3492	3842	77.5	30	29.5	54	181	50
	88DRA78303RWB	3492	3842	77.5	30	29.5	54	181	50
	88DRA78363LWB	3605	3965	77.5	36	29.5	54	210	59
	88DRA78363RWB	3605	3965	77.5	36	29.5	54	210	59
	88DRA84303LWB	3717	4087	83.5	30	29.5	60	191	54
	88DRA84303RWB	3717	4087	83.5	30	29.5	60	191	54
	88DRA84363LWB	3856	4242	83.5	36	29.5	60	222	63.5
88DRA84363RWB	3856	4242	83.5	36	29.5	60	222	63.5	



Bullet Desk Runoffs with Disc Base	88DRB66303LDB	2710	2983	65.75	30	29.5	27.5	141	23.5
	88DRB66303RDB	2710	2983	65.75	30	29.5	27.5	141	23.5
	88DRB66363LDB	2810	3089	65.75	36	29.5	24.5	161	26
	88DRB66363RDB	2810	3089	65.75	36	29.5	24.5	161	26
	88DRB72303LDB	2950	3243	71.5	30	29.5	33.5	149	24.5
	88DRB72303RDB	2950	3243	71.5	30	29.5	33.5	149	24.5
	88DRB72363LDB*	2962	3259	71.5	36	29.5	30	171	27.5
	88DRB72363RDB	2962	3259	71.5	36	29.5	30	171	27.5
	88DRB78303LDB	2989	3288	77.5	30	29.5	39	158	26
	88DRB78303RDB	2989	3288	77.5	30	29.5	39	158	26
	88DRB78363LDB	3088	3398	77.5	36	29.5	36	182	29.5
	88DRB78363RDB	3088	3398	77.5	36	29.5	36	182	29.5
	88DRB84303LDB	3200	3519	83.5	30	29.5	45	167	27.5
	88DRB84303RDB	3200	3519	83.5	30	29.5	45	167	27.5
	88DRB84363LDB	3353	3688	83.5	36	29.5	42	192	31
	88DRB84363RDB	3353	3688	83.5	36	29.5	42	192	31



ORDERING NOTES:

All desk runoffs are available with three floating modesty panel options: wood, acrylic and back-painted glass. For floating modesty panel upcharges, please see page 40. To order, add the floating modesty panel reference number to the end of the runoff model number. To replace a standard wood riser with a metal riser for 3/4 height desk runoffs add suffix M to the end of the model # and **\$142 list** to the price. e.g. 88DR84363LLGM

ORDERING PROCEDURE

To order, please specify the following:

- 1) Krug product model number
- 2) Wood species and finish
- 3) Grommet location and style if applicable.

* Indicates model illustrated by line drawing

CODE DESCRIPTION

3 - over 3/4 height credenza
 L - left-handed position
 R - right-handed position
 WB - wood/aluminum base
 DB - disc base
 V21- floating wood modesty panel
 V29- floating acrylic modesty panel
 V24- floating back-painted glass modesty panel


STANDARD FINISHES

For a complete list of standard wood finishes please see page 9. Disc bases and metal legs are available in a Brushed Stainless fin-ish.

GROMMETS


One wiring grommet in standard position is optional at no charge. See page 12 for more information.


ADESSO | DESK RUNOFFS FOR 3/4 HEIGHT CREDENZAS & LINKING RUNOFF TOPS

Description	Model	Oak	Anigre	W	D	H	KW	Shipping Weight	Cubic Feet
		Cherry Maple	Walnut						
 Bullet Desk Runoffs with Wood/Aluminum Base	88DRB60303LWB	3213	3537	59.75	30	29.5	36.5	152	39
	88DRB60303RWB	3213	3537	59.75	30	29.5	36.5	152	39
	88DRB66303LWB	3256	3581	65.75	30	29.5	42.5	162	43
	88DRB66303RWB	3256	3581	65.75	30	29.5	42.5	162	43
	88DRB66363LWB	3353	3688	65.75	36	29.5	42.5	188	50.5
	88DRB66363RWB	3353	3688	65.75	36	29.5	42.5	188	50.5
	88DRB72303LWB	3369	3705	71.5	30	29.5	48	171	46.5
	88DRB72303RWB	3369	3705	71.5	30	29.5	48	171	46.5
	88DRB72363LWB*	3397	3734	71.5	36	29.5	48	199	54.5
	88DRB72363RWB	3397	3734	71.5	36	29.5	48	199	54.5
	88DRB78303LWB	3492	3842	77.5	30	29.5	54	181	50
	88DRB78303RWB	3492	3842	77.5	30	29.5	54	181	50
	88DRB78363LWB	3605	3965	77.5	36	29.5	54	210	59
	88DRB78363RWB	3605	3965	77.5	36	29.5	54	210	59
	88DRB84303LWB	3717	4087	83.5	30	29.5	60	191	54
	88DRB84303RWB	3717	4087	83.5	30	29.5	60	191	54
	88DRB84363LWB	3856	4242	83.5	36	29.5	60	222	63.5
	88DRB84363RWB	3856	4242	83.5	36	29.5	60	222	63.5

ORDERING NOTES:

All desk runoffs are available with three floating modesty panel options: wood, acrylic and back-painted glass. For floating modesty panel upcharges, please see page 40. To order, add the floating modesty panel reference number to the end of the runoff model number. To replace a standard wood riser with a metal riser for 3/4 height desk runoffs add suffix M to the end of the model # and **\$142 list** to the price. e.g. 88DR84363LLGM

 Linking Runoff Tops	Model	Oak	Anigre	W	D	H	KW	Shipping Weight	Cubic Feet
	88LU6024H3L	1089	1199	56	24	-	-	36	4
	88LU6024H3R	1089	1199	56	24	-	-	36	4
	88LU6624H3L	1162	1277	62	24	-	-	42	4.5
	88LU6624H3R	1162	1277	62	24	-	-	42	4.5
	88LU7224H3L	1246	1370	68	24	-	-	48	5
88LU7224H3R*	1246	1370	68	24	-	-	48	5	

 Linking Runoff with Fixed modesty Panel For 20" & 24" deep Credenzas	Model	Oak	Anigre	W	D	H	KW	Shipping Weight	Cubic Feet
	88LU6024H3LX41-20	2292	2520	56	24	29.5	-	92	6
	88LU6024H3RX41-20	2292	2520	56	24	29.5	-	92	6
	88LU6624H3LX41-20	2404	2644	62	24	29.5	-	100	6.5
	88LU6624H3RX41-20	2404	2644	62	24	29.5	-	100	6.5
	88LU7224H3LX41-20*	2502	2751	68	24	29.5	-	108	7
	88LU7224H3RX41-20	2502	2751	68	24	29.5	-	108	7
	88LU6024H3LX41-24	2292	2520	56	24	29.5	-	92	6
	88LU6024H3RX41-24	2292	2520	56	24	29.5	-	92	6
	88LU6624H3LX41-24	2404	2644	62	24	29.5	-	100	6.5
	88LU6624H3RX41-24	2404	2644	62	24	29.5	-	100	6.5
	88LU7224H3LX41-24*	2502	2751	68	24	29.5	-	108	7
88LU7224H3RX41-24	2502	2751	68	24	29.5	-	108	7	

ORDERING NOTES:

Half gables are required for additional support on all link runoff tops 60" and greater, please see page 109 for model number and list price. To replace the standard wood riser with a metal riser for 3/4 height desk runoffs add suffix "M" to the end of the model # and **\$142 list** to the price. e.g. 88LU7224H3LM.

DIMENSION KEY

W — width
 D — depth
 H — height of worksurface
 KW — kneehole width

Dimensions are in inches and approximate. Contact Customer Service if dimensions are critical.

CODE DESCRIPTION

3 - over 3/4 height credenza
 L - left-handed position
 R - right-handed position
 WB - wood/aluminum base
 X41 - full height fixed wood modesty
 V21 - floating wood modesty panel
 V29 - floating acrylic modesty panel
 V24 - back-painted glass modesty panel

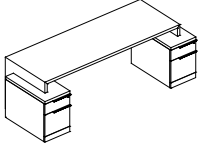
STANDARD FINISHES

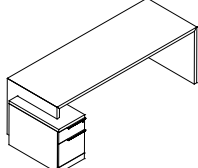
For a complete list of standard wood finishes please see page 9.

GROMMETS

One wiring grommet in standard position is optional at no charge. See page 12 for more information.

ADESSO | DESKS WITH EXTENDED 3/4 PEDESTALS

Description	Model	Oak		W	D	H	KW	Shipping Weight	Cubic Feet
		Cherry Maple	Anigre Walnut						
 Rectangular Desk with 3/4 Height Extended Double Pedestals	88DP60303LFRF	7109	7822	71.75	36	29.5	40.5	334	39
	88DP66303LFRF	7148	7863	77.75	36	29.5	46.5	346	43
	88DP66363LFRF	7175	7893	77.75	42	29.5	46.5	365	50.5
	88DP72303LFRF	7210	7932	83.5	36	29.5	52	358	46.5
	88DP72363LFRF*	7253	7976	83.5	42	29.5	52	379	54.5
	88DP78303LFRF	7289	8019	89.5	36	29.5	58	369	50
	88DP78363LFRF	7325	8057	89.5	42	29.5	58	392	59
	88DP84363LFRF	7399	8140	95.5	42	29.5	64	406	63.5

 Rectangular Desk with 3/4 Height Extended Single Pedestal	88DP60303LFR0	5113	5625	65.75	36	29.5	48.5	272	39
	88DP60303LORF	5113	5625	65.75	36	29.5	48.5	272	39
	88DP66303LFR0	5152	5667	71.75	36	29.5	54.5	284	43
	88DP66303LORF	5152	5667	71.75	36	29.5	54.5	284	43
	88DP66363LFR0	5186	5707	71.75	42	29.5	54.5	304	50.5
	88DP66363LORF	5186	5707	71.75	42	29.5	54.5	304	50.5
	88DP72303LFR0*	5226	5747	77.5	36	29.5	60	296	46.5
	88DP72303LORF	5226	5747	77.5	36	29.5	60	296	46.5
	88DP72363LFR0	5262	5790	77.5	42	29.5	60	317	54.5
	88DP72363LORF	5262	5790	77.5	42	29.5	60	317	54.5
	88DP78303LFR0	5318	5850	83.5	36	29.5	66	308	50
	88DP78303LORF	5318	5850	83.5	36	29.5	66	308	50
	88DP78363LFR0	5343	5878	83.5	42	29.5	66	330	59
	88DP78363LORF	5343	5878	83.5	42	29.5	66	330	59
	88DP84363LFR0	5395	5933	89.5	42	29.5	72	344	63.5
88DP84363LORF	5395	5933	89.5	42	29.5	72	344	63.5	

ORDERING NOTES:

All desk runoffs are available with three floating modesty panel options: wood, acrylic and back-painted glass. For floating modesty panel upcharges, please see page 40. To order, add the floating modesty panel reference number to the end of the runoff model number. Pedestals are available with a soft-closing drawer option, add "S" to the model # and **\$142 list** per pedestal. e.g. 88DR84363L4FS. To specify an Extended Pedestal in Palette finish, add the suffix "P" to the end of the model number. e.g. 88DRPM72303L3FP. To replace a standard wood riser with a metal riser for 3/4 height desk runoffs add suffix M to the end of the model # and **\$142 list** to the price. e.g. 88DR84363LLGM

ORDERING PROCEDURE

To order, please specify the following:
 1) Krug product model number
 2) Wood species and finish
 3) Grommet location and style if applicable.

* Indicates model illustrated by line drawing

CODE DESCRIPTION

P - Pedestal Mount
 3 - 3/4 height pedestal
 L - left-handed pedestal position
 R - right-handed pedestal position
 F - 1 box, 1 file drawer
 0 - no pedestal
 V21 - floating wood modesty panel
 V29 - floating acrylic modesty panel
 V24 - floating back-painted glass modesty panel


STANDARD FINISHES

For a complete list of standard wood finishes please see page 9. Disc bases and metal legs are available in a Brushed Stainless finish.

GROMMETS

One wiring grommet in standard position is optional at no charge. See page 12 for more information.

ADESSO | HEIGHT ADJUSTABLE DESK WORKSURFACES

Description	Model	Oak		W	D	H	KW	Shipping Weight	Cubic Feet	
		Cherry Maple	Anigre Walnut							
	Electronic Height Adjustable Worksurface	88HA3024ETS	2814	3098	29.75	24	-	17	108.5	11.5
	88HA3624ETS	2916	3209	35.75	24	-	23	109	14	
	88HA4224ETS	3020	3322	41.75	24	-	29	109	16.5	
	88HA4824ETS	3069	3375	47.75	24	-	35	109.5	19	
	88HA5424ETS	3184	3501	53.5	24	-	41	110	21.5	
	88HA6024ETS	3243	3569	59.75	24	-	47	111	24	
	88HA6624ETS	3555	3911	65.75	24	-	53	114	26.5	
	88HA7224ETS	3768	4145	71.75	24	-	59	119.5	29	
	88HA7824ETS	3878	4264	77.75	24	-	65	122.5	31.5	
	88HA8424ETS	4119	4533	83.75	24	-	71	127	34	
	88HA3030ETS	2876	3164	29.75	30	-	17	121.5	36.75	
	88HA3630ETS	3163	3477	35.75	30	-	23	122	14.25	
	88HA4230ETS	3301	3629	41.75	30	-	29	122	17.5	
	88HA4830ETS	3445	3790	47.75	30	-	35	122.5	20.5	
	88HA5430ETS	3572	3931	53.5	30	-	41	123	23.5	
	88HA6030ETS	3819	4203	59.75	30	-	47	124	26.5	
	88HA6630ETS	3957	4354	65.75	30	-	53	131	29.75	
	88HA7230ETS	4080	4489	71.75	30	-	59	132.5	32.75	
	88HA7830ETS*	4327	4758	77.75	30	-	65	142.5	35.75	
	88HA8430ETS	4462	4906	83.75	30	-	71	143.5	38.75	
	88HA3036ETS	2946	3239	29.75	36	-	17	121.5	42	
	88HA3636ETS	3283	3613	35.75	36	-	23	122	45.5	
	88HA4236ETS	3544	3900	41.75	36	-	29	122	17.25	
	88HA4836ETS	3690	4057	47.75	36	-	35	122.5	20.75	
	88HA5436ETS	3939	4333	53.5	36	-	41	123	24.5	
	88HA6036ETS	4065	4471	59.75	36	-	47	124	28.25	
	88HA6636ETS	4327	4758	65.75	36	-	53	134	32	
	88HA7236ETS	4448	4893	71.75	36	-	59	151.5	35.5	
88HA7836ETS	4741	5213	77.75	36	-	65	158.5	39.25		
88HA8436ETS	4828	5309	83.75	36	-	71	159.5	43		

ORDERING NOTES:

To order a height adjustable return worksurface in place of a return or linking unit insert RH into the model number before the ETS. e.g. 88HA6024RHETS.

To order a height adjustable worksurface with a top overhang of 16" at one end add O16 to the end of the model number. e.g. 88HA6024ETSO16. Please note that this option is not available on electronic height adjustable worksurfaces that are 42" or less in length. This option is not available on dual stage electronic height adjustable worksurfaces.

To order a dual stage height adjustable base add **\$626 list** and replace ETS with ETD. eg. 88HA6030ETD.

Lifts come standard with an up/down button. Standard colors are Silver Metallic & Black, please contact customer service for other available colors. A 4 position programmable display is available, please see page 70 for price and model number.

Standard base is a T-base. A C base can be specified at the same price. To order a C-base on worksurfaces, up to 30" deep only, replace "T" with "C" e.g. 88HA8430ECS

Single stage height adjustable range: 26" - 45.5"

Dual stage height adjustable range: 21" - 47"

Power cord is 10 feet long.

DIMENSION KEY

W — width
D — depth
H — height of worksurface
KW — kneehole width

Dimensions are in inches and approximate. Contact Customer Service if dimensions are critical.

CODE DESCRIPTION

HA - height adjustable
E - electric
T - T- base
C - C- base
S - single stage
D - dual stage
RH - top with cross grain
V21- half height floating wood modesty panel
V22- half height floating palette modesty panel
V26- half height floating laminate modesty panel


STANDARD FINISHES

For a complete list of standard wood finishes please see page 10. Disc bases and metal legs are available in a Brushed Stainless finish.

GROMMETS

One wiring grommet in standard position is optional at no charge. See page 13 for more information.

ADESSO | HEIGHT ADJUSTABLE DESK WORKSURFACES

Description	Model	Oak	Anigre	W	D	H	KW	Shipping Weight	Cubic Feet
		Cherry Maple	Walnut						
Electronic Height Adjustable Worksurface	88HA3024ETSV21	3308	3639	29.75	24	-	17	114.5	11.5
	88HA3624ETSV21	3437	3778	35.75	24	-	23	117	14
	88HA4224ETSV21	3566	3920	41.75	24	-	29	118	16.5
with Floating Wood Modesty Panel	88HA4824ETSV21	3639	4005	47.75	24	-	35	119.5	19
	88HA5424ETSV21	3784	4161	53.5	24	-	41	122	21.5
	88HA6024ETSV21	3873	4260	59.75	24	-	47	124	24
	88HA6624ETSV21	4213	4636	65.75	24	-	53	128	26.5
	88HA7224ETSV21	4453	4900	71.75	24	-	59	134.5	29
	88HA7824ETSV21	4590	5049	77.75	24	-	65	139.5	31.5
	88HA8424ETSV21	4861	5346	83.75	24	-	71	145	34
	88HA3030ETSV21	3370	3706	29.75	30	-	17	127.5	36.75
	88HA3630ETSV21	3680	4050	35.75	30	-	23	130	14.25
	88HA4230ETSV21	3844	4230	41.75	30	-	29	131	17.5
	88HA4830ETSV21	4015	4417	47.75	30	-	35	132.5	20.5
	88HA5430ETSV21	4172	4589	53.5	30	-	41	135	23.5
	88HA6030ETSV21	4449	4894	59.75	30	-	47	137	26.5
	88HA6630ETSV21	4615	5077	65.75	30	-	53	145	29.75
	88HA7230ETSV21*	4767	5241	71.75	30	-	59	147.5	32.75
	88HA7830ETSV21	5038	5542	77.75	30	-	65	159.5	35.75
	88HA8430ETSV21	5201	5720	83.75	30	-	71	161.5	38.75
	88HA3036ETSV21	3441	3785	29.75	36	-	17	127.5	42
	88HA3636ETSV21	3803	4183	35.75	36	-	23	130	45.5
	88HA4236ETSV21	4088	4497	41.75	36	-	29	131	17.25
	88HA4836ETSV21	4260	4686	47.75	36	-	35	132.5	20.75
	88HA5436ETSV21	4539	4993	53.5	36	-	41	135	24.5
	88HA6036ETSV21	4695	5163	59.75	36	-	47	137	28.25
	88HA6636ETSV21	4982	5481	65.75	36	-	53	148	32
	88HA7236ETSV21	5133	5645	71.75	36	-	59	166.5	35.5
	88HA7836ETSV21	5453	5999	77.75	36	-	65	175.5	39.25
	88HA8436ETSV21	5568	6126	83.75	36	-	71	177.5	43

ORDERING NOTES:

To order a height adjustable return worksurface in place of a return or linking unit insert RH into the model number before the ETS. e.g. 88HA6024RHETS

To order a height adjustable worksurface with a top overhang of 16" at one end add O16 to the end of the model number. e.g. 88HA6024ETSO16. Please note that this option is not available on electronic height adjustable worksurfaces that are 42" or less in length. This option is not available on dual stage electronic height adjustable worksurfaces.

To order a dual stage height adjustable base add **\$626** to the list price and replace ETS with ETD. eg. 88HA6030ETD.

Lifts come standard with an up/down button. Standard colors are Silver Metallic & Black, please contact customer service for other available colors. A 4 position programmable display is available, please see page 70 for price and model number.

Standard base is a T-base. A C base can be specified at the same price. To order a C-base on worksurfaces, up to 30" deep only, replace "T" with "C" e.g. 88HA8430ECS

Single stage height adjustable range: 26" - 45.5"

Dual stage height adjustable range: 21" - 47"

Power cord is 10 feet long.

ORDERING PROCEDURE

To order, please specify the following:

- 1) Krug product model number
- 2) Wood species and finish
- 3) Grommet location and style if applicable.

* Indicates model illustrated by line drawing

CODE DESCRIPTION

HA - height adjustable
 E - electric
 T - T- base
 C - C- base
 S - single stage
 D - dual stage
 RH - top with cross grain
 V21- half height floating wood modesty panel
 V22- half height floating palette modesty panel
 V26- half height floating laminate modesty panel


STANDARD FINISHES

For a complete list of standard wood finishes please see page 10. Disc bases and metal legs are available in a Brushed Stainless finish.

GROMMETS

One wiring grommet in standard position is optional at no charge. See page 13 for more information.

ADESSO | HEIGHT ADJUSTABLE DESK WORKSURFACES

Description	Model	Oak		W	D	H	KW	Shipping Weight	Cubic Feet	
		Cherry	Anigre							
		Maple	Walnut							
	Electronic Height Adjustable Worksurface with Base Enclosures	88HA4224ETSG	5113	5625	41.75	24	-	24	154	16.5
		88HA4824ETSG	5162	5678	47.75	24	-	30	154.5	19
		88HA5424ETSG	5278	5806	53.5	24	-	36	155	21.5
		88HA6024ETSG	5339	5872	59.75	24	-	42	156	24
		88HA6624ETSG	5650	6215	65.75	24	-	48	159	26.5
		88HA7224ETSG	5862	6447	71.75	24	-	54	164.5	29
		88HA7824ETSG	5972	6568	77.75	24	-	60	167.5	31.5
		88HA8424ETSG	6211	6834	83.75	24	-	66	172	34
		88HA4230ETSG	5642	6206	41.75	30	-	24	177	17.5
		88HA4830ETSG	5788	6367	47.75	30	-	30	177.5	20.5
		88HA5430ETSG	5914	6508	53.5	30	-	36	178	23.5
		88HA6030ETSG	6162	6778	59.75	30	-	42	179	26.5
		88HA6630ETSG	6301	6930	65.75	30	-	48	186	29.75
		88HA7230ETSG	6424	7066	71.75	30	-	54	187.5	32.75
		88HA7830ETSG*	6667	7335	77.75	30	-	60	197.5	35.75
		88HA8430ETSG	6802	7482	83.75	30	-	66	198.5	38.75
		88HA4236ETSG	6128	6741	41.75	36	-	24	187	17.25
		88HA4836ETSG	6274	6901	47.75	36	-	30	187.5	20.75
		88HA5436ETSG	6523	7175	53.5	36	-	36	188	24.5
		88HA6036ETSG	6647	7313	59.75	36	-	42	189	28.25
	88HA6636ETSG	6909	7599	65.75	36	-	48	199	32	
	88HA7236ETSG	7032	7735	71.75	36	-	54	216.5	35.5	
	88HA7836ETSG	7324	8057	77.75	36	-	60	223.5	39.25	
	88HA8436ETSG	7410	8152	83.75	36	-	66	224.5	3	

ORDERING NOTES:

To order a height adjustable return worksurface in place of a return or linking unit insert RH into the model number before the ETS. e.g. 88HA6024RHETS.

To order a height adjustable worksurface with a top overhang of 16" at one end add O16 to the end of the model number. e.g. 88HA6024ETSO16. Please note that this option is not available on electronic height adjustable worksurfaces that are 42" or less in length. This option is not available on dual stage electronic height adjustable worksurfaces.

To order a dual stage height adjustable base add **\$626** to the list price and replace ETS with ETD. eg. 88HA6030ETD.

Lifts come standard with an up/down button. Standard colors are Silver Metallic & Black, please contact customer service for other available colors. A 4 position programmable display is available, please see page 70 for price and model number.

Standard base is a T-base. A C base can be specified at the same price. To order a C-base on worksurfaces, up to 30" deep only, replace "T" with "C" e.g. 88HA8430ECS

Single stage height adjustable range: 26" - 45.5"

Dual stage height adjustable range: 21" - 47"

Power cord is 10 feet long.

DIMENSION KEY

W — width
D — depth
H — height of worksurface
KW — kneehole width

Dimensions are in inches and approximate. Contact Customer Service if dimensions are critical.

CODE DESCRIPTION

HA - height adjustable
E - electric
T - T- base
C - C- base
S - single stage
D - dual stage
RH - top with cross grain
V21 - half height floating wood modesty panel
V22 - half height floating palette modesty panel
V26 - half height floating laminate modesty panel

STANDARD FINISHES

For a complete list of standard wood finishes please see page 10. Disc bases and metal legs are available in a Brushed Stainless finish.

GROMMETS

One wiring grommet in standard position is optional at no charge. See page 13 for more information.

ADESSO | HEIGHT ADJUSTABLE DESK WORKSURFACES

Description	Model	Oak Cherry Maple	Anigre Walnut	W	D	H	KW	Shipping Weight	Cubic Feet
Electronic Height Adjustable Work Surface with Base Enclosures and Floating Wood Modesty Panel	88HA4224ETSGV21	5500	6050	41.75	24	-	24	163	16.5
	88HA4824ETSGV21	5632	6196	47.75	24	-	30	164.5	19
	88HA5424ETSGV21	5766	6342	53.5	24	-	36	167	21.5
	88HA6024ETSGV21	5846	6433	59.75	24	-	42	169	24
	88HA6624ETSGV21	6031	6635	65.75	24	-	48	173	26.5
	88HA7224ETSGV21	6162	6778	71.75	24	-	54	179.5	29
	88HA7824ETSGV21	6571	7229	77.75	24	-	60	184.5	31.5
	88HA8424ETSGV21	6881	7570	83.75	24	-	66	190	34
	88HA4230ETSGV21	6234	6859	41.75	30	-	24	186	17.5
	88HA4830ETSGV21	6410	7049	47.75	30	-	30	187.5	20.5
	88HA5430ETSGV21	6567	7225	53.5	30	-	36	190	23.5
	88HA6030ETSGV21	6847	7533	59.75	30	-	42	192	26.5
	88HA6630ETSGV21	7055	7761	65.75	30	-	48	200	29.75
	88HA7230ETSGV21	7247	7973	71.75	30	-	54	202.5	32.75
	88HA7830ETSGV21*	7590	8349	77.75	30	-	60	214.5	35.75
	88HA8430ETSGV21	7823	8605	83.75	30	-	66	216.5	38.75
	88HA4236ETSGV21	6720	7392	41.75	36	-	24	196	17.25
	88HA4836ETSGV21	6895	7583	47.75	36	-	30	197.5	20.75
	88HA5436ETSGV21	7175	7892	53.5	36	-	36	200	24.5
	88HA6036ETSGV21	7333	8067	59.75	36	-	42	202	28.25
	88HA6636ETSGV21	7663	8429	65.75	36	-	48	213	32
	88HA7236ETSGV21	7856	8641	71.75	36	-	54	231.5	35.5
	88HA7836ETSGV21	8246	9069	77.75	36	-	60	240.5	39.25
	88HA8436ETSGV21	8431	9273	83.75	36	-	66	242.5	43



ORDERING NOTES:

To order a height adjustable return worksurface to use in place of a return or linking unit insert RH into the model number before the ETS. e.g. 88HA6024RHETSGV21.

To order a height adjustable worksurface with a top overhang of 16" at one end insert O16 into the model number after ETS. e.g. 88HA6024ETSO16GV21. Please note that this option is not available on height adjustable work surfaces that have base enclosures and are 48" or less in length. This option is not available on dual stage elec-tronic height adjustable .worksurfaces.

To order a dual stage height adjustable base add \$626 to the list price and replace ETS with ETD. eg. 88HA6030ETDGV21. Lifts come standard with an up/down button. Standard colors are Silver Metallic & Black, please contact customer service for other available colors. A 4 position programmable display is available, please see page 70 for price and model number.

Modesty panels are available in low pressure laminate, please replace V21 with V26 for this option. e.g. 88HA6030ETSGV26.

Modesty panels are also available in palette, please replace V21 with V22 for this option. e.g. 88HA6030ETSGV22.

Single stage height adjustable range: 26" - 45.5"

Dual stage height adjustable range: 21" - 47"

Power cord is 10 feet long.

ORDERING PROCEDURE

To order, please specify the following:

- 1) Krug product model number
- 2) Wood species and finish
- 3) Grommet location and style if applicable.

* Indicates model illustrated by line drawing

CODE DESCRIPTION

HA - height adjustable
 E - electric
 T - T- base
 C - C- base
 S - single stage
 D - dual stage
 RH - top with cross grain
 V21- half height floating wood modesty panel
 V22- half height floating palette modesty panel
 V26- half height floating laminate modesty panel


STANDARD FINISHES

For a complete list of standard wood finishes please see page 10. Disc bases and metal legs are available in a Brushed Stainless finish.

GROMMETS

One wiring grommet in standard position is optional at no charge. See page 13 for more information.

ADESSO | HEIGHT ADJUSTABLE RETURN WORKSURFACES

Description	Model	Oak		W	D	H	KW	Shipping Weight	Cubic Feet
		Cherry Maple	Anigre Walnut						
	88HA4824RHETS	3069	3375	47.75	24	-	35	109.5	19
	88HA5424RHETS	3184	3501	53.5	24	-	41	110	21.5
	88HA6024RHETS	3243	3569	59.75	24	-	47	111	24
	88HA6624RHETS	3555	3911	65.75	24	-	53	114	26.5
	88HA7224RHETS	3768	4145	71.75	24	-	59	119.5	29
	88HA7824RHETS	3878	4264	77.75	24	-	65	122.5	31.5
	88HA8424RHETS	4119	4533	83.75	24	-	71	127	34
	88HA4830RHETS	3445	3790	47.75	30	-	35	122.5	20.5
	88HA5430RHETS	3572	3931	53.5	30	-	41	123	23.5
	88HA6030RHETS	3819	4203	59.75	30	-	47	124	26.5
88HA6630RHETS	3957	4354	65.75	30	-	53	131	29.75	
88HA7230RHETS	4080	4489	71.75	30	-	59	132.5	32.75	
88HA7830RHETS*	4327	4758	77.75	30	-	65	142.5	35.75	
88HA8430RHETS	4462	4906	83.75	30	-	71	143.5	38.75	
88HA4836RHETS	3690	4057	47.75	36	-	35	122.5	20.75	
88HA5436RHETS	3939	4333	53.5	36	-	41	123	24.5	
88HA6036RHETS	4065	4471	59.75	36	-	47	124	28.25	
88HA6636RHETS	4327	4758	65.75	36	-	53	134	32	
88HA7236RHETS	4448	4893	71.75	36	-	59	151.5	35.5	
88HA7836RHETS	4741	5213	77.75	36	-	65	158.5	39.25	
88HA8436RHETS	4828	5309	83.75	36	-	71	159.5	43	

ORDERING NOTES:

To order a height adjustable return work surface in place of a return or linking unit insert RH into the model number before the ETS. e.g. 88HA6024RHETS.

To order a height adjustable work surface with a top overhang of 16" at one end add O16 to the end of the model number. e.g. 88HA6024ETSO16. Please note that this option is not available on electronic height adjustable work surfaces that are 42" or less in length. This option is not available on dual stage electronic height adjustable work surfaces.

To order a dual stage height adjustable base add **\$626** to the list price and replace ETS with ETD. eg. 88HA6030ETD.

Lifts come standard with an up/down button. Standard colors are Silver Metallic & Black, please contact customer service for other available colors. A 4 position programmable display is available, please see page 70 for price and model number.

Standard base is a T-base. A C base can be specified at the same price. To order a C-base on work surfaces, up to 30" deep only, replace "T" with "C" e.g. 88HA8430ECS

Single stage height adjustable range: 26" - 45.5"

Dual stage height adjustable range: 21" - 47"

Power cord is 10 feet long.

DIMENSION KEY

W — width
D — depth
H — height of work surface
KW — kneehole width

Dimensions are in inches and approximate. Contact Customer Service if dimensions are critical.

CODE DESCRIPTION

HA - height adjustable
RH - Return (cross grain)
E - electric
T - T- base
C - C- base
S - single stage
D - dual stage


STANDARD FINISHES

For a complete list of standard wood finishes please see page 9.

GROMMETS

One wiring grommet in standard position is optional at no charge. See page 12 for more information.

ADESSO | HEIGHT ADJUSTABLE RETURN WORKSURFACES

Description	Model	Oak Cherry Maple	Anigre Walnut	W	D	H	KW	Shipping Weight	Cubic Feet
Electronic Height Adjustable Return Worksurface	88HA4824RHETSV21	3639	4005	47.75	24	-	35	119.5	19
with Floating Wood Modesty Panel	88HA5424RHETSV21	3784	4161	53.5	24	-	41	122	21.5
	88HA6024RHETSV21	3873	4260	59.75	24	-	47	124	24
	88HA6624RHETSV21	4213	4636	65.75	24	-	53	128	26.5
	88HA7224RHETSV21	4453	4900	71.75	24	-	59	134.5	29
	88HA7824RHETSV21	4590	5049	77.75	24	-	65	139.5	31.5
	88HA8424RHETSV21	4861	5346	83.75	24	-	71	145	34
	88HA4830RHETSV21	4015	4417	47.75	30	-	35	132.5	20.5
	88HA5430RHETSV21	4172	4589	53.5	30	-	41	135	23.5
	88HA6030RHETSV21	4449	4894	59.75	30	-	47	137	26.5
	88HA6630RHETSV21	4615	5077	65.75	30	-	53	145	29.75
	88HA7230RHETSV21*	4767	5241	71.75	30	-	59	147.5	32.75
	88HA7830RHETSV21	5038	5542	77.75	30	-	65	159.5	35.75
	88HA8430RHETSV21	5201	5720	83.75	30	-	71	161.5	38.75
	88HA4836RHETSV21	4260	4686	47.75	36	-	35	132.5	20.75
	88HA5436RHETSV21	4539	4993	53.5	36	-	41	135	24.5
	88HA6036RHETSV21	4695	5163	59.75	36	-	47	137	28.25
	88HA6636RHETSV21	4982	5481	65.75	36	-	53	148	32
	88HA7236RHETSV21	5133	5645	71.75	36	-	59	166.5	35.5
	88HA7836RHETSV21	5453	5999	77.75	36	-	65	175.5	39.25
	88HA8436RHETSV21	5568	6126	83.75	36	-	71	177.5	43

ORDERING NOTES:

To order a height adjustable return worksurface in place of a return or linking unit insert RH into the model number before the ETS. e.g. 88HA6024RHETS

To order a height adjustable worksurface with a top overhang of 16" at one end add O16 to the end of the model number. e.g. 88HA6024ETSO16. Please note that this option is not available on electronic height adjustable worksurfaces that are 42" or less in length. This option is not available on dual stage electronic height adjustable worksurfaces.

To order a dual stage height adjustable base **add \$626** to the list price and replace ETS with ETD. eg. 88HA6030ETD.

Lifts come standard with an up/down button. Standard colors are Silver Metallic & Black, please contact customer service for other available colors. A 4 position programmable display is available, please see page 70 for price and model number.

Standard base is a T-base. A C base can be specified at the same price. To order a C-base on worksurfaces, up to 30" deep only, replace "T" with "C" e.g. 88HA8430ECS

Single stage height adjustable range: 26" - 45.5"

Dual stage height adjustable range: 21" - 47"

Power cord is 10 feet long.

ORDERING PROCEDURE

To order, please specify the following:

- 1) Krug product model number
- 2) Wood species and finish
- 3) Grommet location and style if applicable.

* Indicates model illustrated by line drawing

CODE DESCRIPTION

HA - height adjustable
 RH - Return (cross grain)
 E - electric
 T - T- base
 C - C- base
 S - single stage
 D - dual stage
 V21 - 1/2 height floating wood modesty panel


STANDARD FINISHES

For a complete list of standard wood finishes please see page 9. Disc bases and metal legs are available in a Brushed Stainless finish.

GROMMETS

One wiring grommet in standard position is optional at no charge. See page 12 for more information.

ADESSO | HEIGHT ADJUSTABLE RETURN WORKSURFACES

Description	Model	Oak		W	D	H	KW	Shipping Weight	Cubic Feet
		Cherry Maple	Anigre Walnut						
 Electronic Height Adjustable Return Worksurface with Base Enclosures	88HA4824RHETSG	5162	5678	47.75	24	-	30	154.5	19
	88HA5424RHETSG	5278	5806	53.5	24	-	36	155	21.5
	88HA6024RHETSG	5339	5872	59.75	24	-	42	156	24
	88HA6624RHETSG	5650	6215	65.75	24	-	48	159	26.5
	88HA7224RHETSG	5862	6447	71.75	24	-	54	164.5	29
	88HA7824RHETSG	5972	6568	77.75	24	-	60	167.5	31.5
	88HA8424RHETSG	6211	6834	83.75	24	-	66	172	34
	88HA4830RHETSG	5788	6367	47.75	30	-	30	177.5	20.5
	88HA5430RHETSG	5914	6508	53.5	30	-	36	178	23.5
	88HA6030RHETSG	6162	6778	59.75	30	-	42	179	26.5
88HA6630RHETSG	6301	6930	65.75	30	-	48	186	29.75	
88HA7230RHETSG	6424	7066	71.75	30	-	54	187.5	32.75	
88HA7830RHETSG*	6667	7335	77.75	30	-	60	197.5	35.75	
88HA8430RHETSG	6802	7482	83.75	30	-	66	198.5	38.75	
88HA4836RHETSG	6274	6901	47.75	36	-	30	187.5	20.75	
88HA5436RHETSG	6523	7175	53.5	36	-	36	188	24.5	
88HA6036RHETSG	6647	7313	59.75	36	-	42	189	28.25	
88HA6636RHETSG	6909	7599	65.75	36	-	48	199	32	
88HA7236RHETSG	7032	7735	71.75	36	-	54	216.5	35.5	
88HA7836RHETSG	7324	8057	77.75	36	-	60	223.5	39.25	
88HA8436RHETSG	7410	8152	83.75	36	-	66	224.5	3	

ORDERING NOTES:

To order a height adjustable return work surface in place of a return or linking unit insert RH into the model number before the ETS. e.g. 88HA6024RHETS.

To order a height adjustable work surface with a top overhang of 16" at one end add O16 to the end of the model number. e.g. 88HA6024ETSO16. Please note that this option is not available on electronic height adjustable work surfaces that are 42" or less in length. This option is not available on dual stage electronic height adjustable work surfaces.

To order a dual stage height adjustable base **add \$626** to the list price and replace ETS with ETD. eg. 88HA6030ETD.

Lifts come standard with an up/down button. Standard colors are Silver Metallic & Black, please contact customer service for other available colors. A 4 position programmable display is available, please see page 70 for price and model number.

Standard base is a T-base. A C base can be specified at the same price. To order a C-base on work surfaces, up to 30" deep only, replace "T" with "C" e.g. 88HA8430ECS

Single stage height adjustable range: 26" - 45.5"

Dual stage height adjustable range: 21" - 47"

Power cord is 10 feet long.

DIMENSION KEY

W — width
D — depth
H — height of work surface
KW — kneehole width

Dimensions are in inches and approximate.
Contact Customer Service if dimensions are critical.

CODE DESCRIPTION

HA - height adjustable
RH - Return (cross grain)
E - electric
T - T- base
C - C- base
S - single stage
D - dual stage


STANDARD FINISHES

For a complete list of standard wood finishes please see page 9. Disc bases and metal legs are available in a Brushed Stainless finish.

GROMMETS

One wiring grommet in standard position is optional at no charge. See page 12 for more information.

ADESSO | HEIGHT ADJUSTABLE RETURN WORKSURFACES

Description	Model	Oak		W	D	H	KW	Shipping Weight	Cubic Feet
		Cherry	Anigre Walnut						
Electronic Height Adjustable Return	88HA4824RHETSGV21	5632	6196	47.75	24	-	30	164.5	19
Worksurface with Base Enclosures and Floating Wood Modesty Panel	88HA5424RHETSGV21	5766	6342	53.5	24	-	36	167	21.5
	88HA6024RHETSGV21	5846	6433	59.75	24	-	42	169	24
	88HA6624RHETSGV21	6031	6635	65.75	24	-	48	173	26.5
	88HA7224RHETSGV21	6162	6778	71.75	24	-	54	179.5	29
	88HA7824RHETSGV21	6571	7229	77.75	24	-	60	184.5	31.5
	88HA8424RHETSGV21	6881	7570	83.75	24	-	66	190	34
	88HA4830RHETSGV21	6410	7049	47.75	30	-	30	187.5	20.5
	88HA5430RHETSGV21	6567	7225	53.5	30	-	36	190	23.5
	88HA6030RHETSGV21	6847	7533	59.75	30	-	42	192	26.5
	88HA6630RHETSGV21	7055	7761	65.75	30	-	48	200	29.75
	88HA7230RHETSGV21	7247	7973	71.75	30	-	54	202.5	32.75
	88HA7830RHETSGV21*	7590	8349	77.75	30	-	60	214.5	35.75
88HA8430RHETSGV21	7823	8605	83.75	30	-	66	216.5	38.75	
88HA4836RHETSGV21	6895	7583	47.75	36	-	30	197.5	20.75	
88HA5436RHETSGV21	7175	7892	53.5	36	-	36	200	24.5	
88HA6036RHETSGV21	7333	8067	59.75	36	-	42	202	28.25	
88HA6636RHETSGV21	7663	8429	65.75	36	-	48	213	32	
88HA7236RHETSGV21	7856	8641	71.75	36	-	54	231.5	35.5	
88HA7836RHETSGV21	8246	9069	77.75	36	-	60	240.5	39.25	
88HA8436RHETSGV21	8431	9273	83.75	36	-	66	242.5	43	

ORDERING NOTES:

To order a height adjustable return work surface to use in place of a return or linking unit insert RH into the model number before the ETS. e.g. 88HA6024RHETSGV21.

To order a height adjustable work surface with a top overhang of 16" at one end insert O16 into the model number after ETS. e.g. 88HA6024ETSO16GV21. Please note that this option is not available on height adjustable work surfaces that have base enclosures and are 48" or less in length. This option is not available on dual stage elec-tronic height adjustable .worksurfaces.

To order a dual stage height adjustable base add \$626 to the list price and replace ETS with ETD. eg. 88HA6030ETDGV21. Lifts come standard with an up/down button. Standard colors are Silver Metallic & Black, please contact customer service for other available colors. A 4 position programmable display is available, please see page 70 for price and model number.

Modesty panels are available in low pressure laminate, please replace V21 with V26 for this option. e.g. 88HA6030ETSGV26.

Modesty panels are also available in palette, please replace V21 with V22 for this option. e.g. 88HA6030ETSGV22.

Single stage height adjustable range: 26" - 45.5"

Dual stage height adjustable range: 21" - 47"

Power cord is 10 feet long.

ORDERING PROCEDURE

To order, please specify the following:

- 1) Krug product model number
- 2) Wood species and finish
- 3) Grommet location and style if applicable.

* Indicates model illustrated by line drawing

CODE DESCRIPTION


HA - height adjustable
 RH - Return (cross grain)
 E - electric
 T - T- base
 C - C- base
 S - single stage
 D - dual stage
 V21 - 1/2 height floating wood modesty panel


STANDARD FINISHES

For a complete list of standard wood finishes please see page 9. Disc bases and metal legs are available in a Brushed Stainless finish.

GROMMETS

One wiring grommet in standard position is optional at no charge. See page 12 for more information.

Description	Model	Oak		W	D	H	KW	Shipping Weight	Cubic Feet
		Cherry Maple	Anigre Walnut						
 Rectangular Desk with Aluminum Leg	88DQ60304LLG	3565	3919	59.75	30	29.5	53	152	39
	88DQ60304RLG	3565	3919	59.75	30	29.5	53	152	39
	88DQ66304LLG	3591	3951	65.75	30	29.5	59	161	43
	88DQ66304RLG	3591	3951	65.75	30	29.5	59	161	43
	88DQ66364LLG	3633	3997	65.75	36	29.5	59	186	50.5
	88DQ66364RLG	3633	3997	65.75	36	29.5	59	186	50.5
	88DQ72304LLG	3717	4087	71.5	30	29.5	65	170	46.5
	88DQ72304RLG	3717	4087	71.5	30	29.5	65	170	46.5
	88DQ72364LLG	3745	4117	71.5	36	29.5	65	196	54.5
	88DQ72364RLG*	3745	4117	71.5	36	29.5	65	196	54.5
	88DQ78304LLG	3815	4198	77.5	30	29.5	71	178	50
	88DQ78304RLG	3815	4198	77.5	30	29.5	71	178	50
	88DQ78364LLG	3900	4287	77.5	36	29.5	71	207	59
	88DQ78364RLG	3900	4287	77.5	36	29.5	71	207	59
	88DQ84304LLG	3982	4380	83.5	30	29.5	77	187	54
	88DQ84304RLG	3982	4380	83.5	30	29.5	77	187	54
	88DQ84364LLG	4108	4518	83.5	36	29.5	77	217	63.5
	88DQ84364RLG	4108	4518	83.5	36	29.5	77	217	63.5

 Rectangular Desk with Disc Base	88DQ60304LDB	3703	4074	59.75	30	29.5	42	164	39
	88DQ60304RDB	3703	4074	59.75	30	29.5	42	164	39
	88DQ66304LDB	3731	4104	65.75	30	29.5	48	173	43
	88DQ66304RDB	3731	4104	65.75	30	29.5	48	173	43
	88DQ66364LDB	3772	4150	65.75	36	29.5	45	198	50.5
	88DQ66364RDB	3772	4150	65.75	36	29.5	45	198	50.5
	88DQ72304LDB	3856	4242	71.5	30	29.5	54	181	46.5
	88DQ72304RDB	3856	4242	71.5	30	29.5	54	181	46.5
	88DQ72364LDB	3884	4273	71.5	36	29.5	50.5	208	54.5
	88DQ72364RDB*	3884	4273	71.5	36	29.5	50.5	208	54.5
	88DQ78304LDB	3954	4348	77.5	30	29.5	60	190	50
	88DQ78304RDB	3954	4348	77.5	30	29.5	60	190	50
	88DQ78364LDB	4038	4441	77.5	36	29.5	57	218	59
	88DQ78364RDB	4038	4441	77.5	36	29.5	57	218	59
	88DQ84304LDB	4122	4535	83.5	30	29.5	66	199	54
	88DQ84304RDB	4122	4535	83.5	30	29.5	66	199	54
	88DQ84364LDB	4247	4672	83.5	36	29.5	62.5	229	63.5
	88DQ84364RDB	4247	4672	83.5	36	29.5	62.5	229	63.5

ORDERING NOTES:

All desk runoffs are available with three floating modesty panel options: wood, acrylic and back-painted glass. For floating modesty panel upcharges, please see page 40. To order, add the floating modesty panel reference number to the end of the runoff model number.

DIMENSION KEY

W — width
 D — depth
 H — height of worksurface
 KW— kneehole width

Dimensions are in inches and approximate. Contact Customer Service if dimensions are critical.

CODE DESCRIPTION

4 - desk height
 L - left-handed position
 R - right-handed position
 LG - aluminum legs
 DB - disc base
 V21- floating wood modesty panel
 V29- floating acrylic modesty panel
 V24- back-painted glass modesty panel


STANDARD FINISHES


For a complete list of standard wood finishes, please see page 9.
 Disc bases and metal legs are available in an Brushed Stainless finish.

GROMMETS

One grommet in a standard position is optional at no charge. See page 12 for more information.

ADESSO | OPEN DESKS

Description	Model	Oak		W	D	H	KW	Shipping Weight	Cubic Feet
		Cherry Maple	Anigre Walnut						
 Rectangular Desk with Wood/Aluminum Base	88DQ60304LWB	4122	4535	59.75	30	29.5	41.5	167	39
	88DQ60304RWB	4122	4535	59.75	30	29.5	41.5	167	39
	88DQ66304LWB	4150	4565	65.75	30	29.5	47.5	176	43
	88DQ66304RWB	4150	4565	65.75	30	29.5	47.5	176	43
	88DQ66364LWB	4190	4610	65.75	36	29.5	44.5	201	50.5
	88DQ66364RWB	4190	4610	65.75	36	29.5	44.5	201	50.5
	88DQ72304LWB	4276	4701	71.5	30	29.5	53.5	185	46.5
	88DQ72304RWB	4276	4701	71.5	30	29.5	53.5	185	46.5
	88DQ72364LWB	4303	4732	71.5	36	29.5	50.5	211	54.5
	88DQ72364RWB*	4303	4732	71.5	36	29.5	50.5	211	54.5
	88DQ78304LWB	4387	4827	77.5	30	29.5	59.5	193	50
	88DQ78304RWB	4387	4827	77.5	30	29.5	59.5	193	50
	88DQ78364LWB	4457	4904	77.5	36	29.5	56.5	222	59
	88DQ78364RWB	4457	4904	77.5	36	29.5	56.5	222	59
	88DQ84304LWB	4541	4996	83.5	30	29.5	65	202	54
	88DQ84304RWB	4541	4996	83.5	30	29.5	65	202	54
	88DQ84364LWB	4667	5133	83.5	36	29.5	62	232	63.5
	88DQ84364RWB	4667	5133	83.5	36	29.5	62	232	63.5

 Arc Desk with Disc Base	88DA60304LDB	3745	4117	59.75	30	29.5	41.5	164	39
	88DA60304RDB	3745	4117	59.75	30	29.5	41.5	164	39
	88DA66304LDB	3772	4150	65.75	30	29.5	47.5	173	43
	88DA66304RDB	3772	4150	65.75	30	29.5	47.5	173	43
	88DA66364LDB	3815	4198	65.75	36	29.5	44.5	198	50.5
	88DA66364RDB	3815	4198	65.75	36	29.5	44.5	198	50.5
	88DA72304LDB	3900	4287	71.5	30	29.5	53.5	181	46.5
	88DA72304RDB	3900	4287	71.5	30	29.5	53.5	181	46.5
	88DA72364LDB	3928	4319	71.5	36	29.5	50.5	208	54.5
	88DA72364RDB*	3928	4319	71.5	36	29.5	50.5	208	54.5
	88DA78304LDB	4024	4425	77.5	30	29.5	59.5	190	50
	88DA78304RDB	4024	4425	77.5	30	29.5	59.5	190	50
	88DA78364LDB	4079	4488	77.5	36	29.5	56.5	218	59
	88DA78364RDB	4079	4488	77.5	36	29.5	56.5	218	59
	88DA84304LDB	4150	4565	83.5	30	29.5	65.5	199	54
	88DA84304RDB	4150	4565	83.5	30	29.5	65.5	199	54
	88DA84364LDB	4289	4718	83.5	36	29.5	62.5	229	63.5
	88DA84364RDB	4289	4718	83.5	36	29.5	62.5	229	63.5

ORDERING NOTES:

All desks are available with three floating modesty panel options: wood, acrylic and back-painted glass. For floating modesty panel upcharges, please see page 40. To order, add the floating modesty panel reference number to the end of the runoff model number.

ORDERING PROCEDURE

To order, please specify the following:

- 1) Krug product model number
- 2) Wood species and finish
- 3) Grommet location and style if applicable.

* Indicates model illustrated by line drawing

CODE DESCRIPTION


- 4 - desk height
- L - left-handed position
- R - right-handed position
- WB - wood/aluminum base
- DB - disc base
- V21 - floating wood modesty panel
- V29 - floating acrylic modesty panel
- V24 - back-painted glass modesty panel


STANDARD FINISHES

For a complete list of standard wood finishes, please see page 9.

GROMMETS

One grommet in a standard position is optional at no charge. See page 12 for more information.

Description	Model	Oak		W	D	H	KW	Shipping Weight	Cubic Feet
		Cherry Maple	Anigre Walnut						
 Arc Desk with Wood/Aluminum Base	88DA60304LWB	4163	4578	59.75	30	29.5	41.5	167	39
	88DA60304RWB	4163	4578	59.75	30	29.5	41.5	167	39
	88DA66304LWB	4190	4610	65.75	30	29.5	47.5	176	43
	88DA66304RWB	4190	4610	65.75	30	29.5	47.5	176	43
	88DA66364LWB	4234	4656	65.75	36	29.5	44.5	201	50.5
	88DA66364RWB	4234	4656	65.75	36	29.5	44.5	201	50.5
	88DA72304LWB	4318	4747	71.5	30	29.5	53.5	185	46.5
	88DA72304RWB	4318	4747	71.5	30	29.5	53.5	185	46.5
	88DA72364LWB	4345	4781	71.5	36	29.5	50.5	211	54.5
	88DA72364RWB*	4345	4781	71.5	36	29.5	50.5	211	54.5
	88DA78304LWB	4442	4885	77.5	30	29.5	59.5	193	50
	88DA78304RWB	4442	4885	77.5	30	29.5	59.5	193	50
	88DA78364LWB	4498	4949	77.5	36	29.5	56.5	222	59
	88DA78364RWB	4498	4949	77.5	36	29.5	56.5	222	59
	88DA84304LWB	4583	5039	83.5	30	29.5	65	202	54
	88DA84304RWB	4583	5039	83.5	30	29.5	65	202	54
88DA84364LWB	4709	5180	83.5	36	29.5	62	232	63.5	
88DA84364RWB	4709	5180	83.5	36	29.5	62	232	63.5	

 Bullet Desk with Disc Base	88DB60304LDB	3800	4181	59.75	30	29.5	41.5	152	39
	88DB60304RDB	3800	4181	59.75	30	29.5	41.5	152	39
	88DB66304LDB	3830	4210	65.75	30	29.5	47.5	161	43
	88DB66304RDB	3830	4210	65.75	30	29.5	47.5	161	43
	88DB66364LDB	3871	4257	65.75	36	29.5	44.5	186	50.5
	88DB66364RDB	3871	4257	65.75	36	29.5	44.5	186	50.5
	88DB72304LDB	3954	4348	71.5	30	29.5	53.5	170	46.5
	88DB72304RDB	3954	4348	71.5	30	29.5	53.5	170	46.5
	88DB72364LDB	3982	4380	71.5	36	29.5	50.5	196	54.5
	88DB72364RDB*	3982	4380	71.5	36	29.5	50.5	196	54.5
	88DB78304LDB	4066	4472	77.5	30	29.5	59.5	178	50
	88DB78304RDB	4066	4472	77.5	30	29.5	59.5	178	50
	88DB78364LDB	4135	4549	77.5	36	29.5	56.5	207	59
	88DB78364RDB	4135	4549	77.5	36	29.5	56.5	207	59
	88DB84304LDB	4206	4627	83.5	30	29.5	65.5	187	54
	88DB84304RDB	4206	4627	83.5	30	29.5	65.5	187	54
88DB84364LDB	4345	4781	83.5	36	29.5	62.5	217	63.5	
88DB84364RDB	4345	4781	83.5	36	29.5	62.5	217	63.5	

ORDERING NOTES:

All desks are available with three floating modesty panel options: wood, acrylic and back-painted glass. For floating modesty panel upcharges, please see page 40. To order, add the floating modesty panel reference number to the end of the runoff model number.

DIMENSION KEY

W — width
 D — depth
 H — height of worksurface
 KW— kneehole width

Dimensions are in inches and approximate. Contact Customer Service if dimensions are critical.

CODE DESCRIPTION

4 - desk height
 L - left-handed position
 R - right-handed position
 WB- wood/aluminum base
 DB - disc base


STANDARD FINISHES

For a complete list of standard wood finishes, please see page 9.
 Disc bases and metal legs are available in an Brushed Stainless finish.

GROMMETS

One grommet in a standard position is optional at no charge. See page 12 for more information.

ADESSO | OPEN DESKS

Description	Model	Oak		W	D	H	KW	Shipping Weight	Cubic Feet
		Cherry Maple	Anigre Walnut						
 Bullet Desk with Wood/ Aluminum Base	88DB60304LWB	4218	4642	59.75	30	29.5	41.5	167	39
	88DB60304RWB	4218	4642	59.75	30	29.5	41.5	167	39
	88DB66304LWB	4247	4672	65.75	30	29.5	47.5	196	43
	88DB66304RWB	4247	4672	65.75	30	29.5	47.5	196	43
	88DB66364LWB	4289	4718	65.75	36	29.5	44.5	201	50.5
	88DB66364RWB	4289	4718	65.75	36	29.5	44.5	201	50.5
	88DB72304LWB	4373	4812	71.5	30	29.5	53.5	185	46.5
	88DB72304RWB	4373	4812	71.5	30	29.5	53.5	185	46.5
	88DB72364LWB	4442	4885	71.5	36	29.5	50.5	211	54.5
	88DB72364RWB*	4442	4885	71.5	36	29.5	50.5	211	54.5
	88DB78304LWB	4513	4964	77.5	30	29.5	59.5	193	50
	88DB78304RWB	4513	4964	77.5	30	29.5	59.5	193	50
	88DB78364LWB	4568	5027	77.5	36	29.5	56.25	222	59
	88DB78364RWB	4568	5027	77.5	36	29.5	56.25	222	59
	88DB84304LWB	4638	5102	83.5	30	29.5	65	202	54
	88DB84304RWB	4638	5102	83.5	30	29.5	65	202	54
88DB84364LWB	4766	5240	83.5	36	29.5	62	232	63.5	
88DB84364RWB	4766	5240	83.5	36	29.5	62	232	63.5	

1/2 Height Floating Wood modesty Panels	V21-60	630	693	-	0.75	12		11	-
	V21-66*	657	724	-	0.75	12		12	-
	V21-72	686	753	-	0.75	12		14	-
	V21-78	714	785	-	0.75	12		15	-
	V21-84	741	817	-	0.75	12		16	-

1/2 Height Floating Back-Painted Glass modesty Panels	V24-60	992		-	0.75	12		15	-
	V24-66*	1036		-	0.75	12		16	-
	V24-72	1079		-	0.75	12		18	-
	V24-78	1119		-	0.75	12		19	-
	V24-84	1175		-	0.75	12		20	-

1/2 Height Floating Acrylic modesty Panels	V29-60	588		-	0.75	12		9	-
	V29-66*	616		-	0.75	12		10	-
	V29-72	644		-	0.75	12		12	-
	V29-78	672		-	0.75	12		13	-
	V29-84	714		-	0.75	12		14	-

ORDERING PROCEDURE

To order, please specify the following:

- 1) Krug product model number
- 2) Wood species and finish
- 3) Grommet location and style if applicable.

* Indicates model illustrated by line drawing

CODE DESCRIPTION

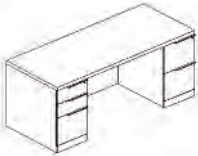
- 4 - desk height
- L - left-handed position
- R - right-handed position
- WB- wood/aluminum base
- V21- floating wood modesty panel
- V29- floating acrylic modesty panel
- V24- back-painted glass modesty panel


STANDARD FINISHES

For a complete list of standard wood finishes, please see page 9. Disc bases and metal legs are available in a Brushed Stainless finish.

GROMMETS

One grommet in a standard position is optional at no charge. See page 12 for more information.

Description	Model	Oak		W	D	H	KW	Shipping Weight	Cubic Feet
		Cherry Maple	Anigre Walnut						
 Rectangular Desk with Full Height Double Pedestals	88D60304LDRF	6274	6900	59.75	30	29.5	28.5	334	39
	88D60304LFRD	6274	6900	59.75	30	29.5	28.5	334	39
	88D60304LFRF	6274	6900	59.75	30	29.5	28.5	334	39
	88D66304LDRF	6308	6942	65.75	30	29.5	34.5	346	43
	88D66304LFRD	6308	6942	65.75	30	29.5	34.5	346	43
	88D66304LFRF	6308	6942	65.75	30	29.5	34.5	346	43
	88D66364LDRF	6337	6971	65.75	36	29.5	34.5	365	50.5
	88D66364LFRD	6337	6971	65.75	36	29.5	34.5	365	50.5
	88D66364LFRF	6337	6971	65.75	36	29.5	34.5	365	50.5
	88D72304LDRF	6373	7009	71.5	30	29.5	40.5	358	46.5
	88D72304LFRD	6373	7009	71.5	30	29.5	40.5	358	46.5
	88D72304LFRF	6373	7009	71.5	30	29.5	40.5	358	46.5
	88D72364LDRF	6414	7055	71.5	36	29.5	40.5	379	54.5
	88D72364LFRD*	6414	7055	71.5	36	29.5	40.5	379	54.5
	88D72364LFRF	6414	7055	71.5	36	29.5	40.5	379	54.5
	88D78304LDRF	6452	7096	77.5	30	29.5	46.5	369	50
	88D78304LFRD	6452	7096	77.5	30	29.5	46.5	369	50
	88D78304LFRF	6452	7096	77.5	30	29.5	46.5	369	50
	88D78364LDRF	6487	7134	77.5	36	29.5	46.5	392	59
	88D78364LFRD	6487	7134	77.5	36	29.5	46.5	392	59
88D78364LFRF	6487	7134	77.5	36	29.5	46.5	392	59	
88D84364LDRF	6562	7220	83.5	36	29.5	52.5	406	63.5	
88D84364LFRD	6562	7220	83.5	36	29.5	52.5	406	63.5	
88D84364LFRF	6562	7220	83.5	36	29.5	52.5	406	63.5	

 Rectangular Desk with Full Height, Single Pedestal	88D60304LFR0	4696	5165	59.75	30	29.5	42.5	272	39
	88D60304LORF	4696	5165	59.75	30	29.5	42.5	272	39
	88D66304LFR0	4732	5207	65.75	30	29.5	48.5	284	43
	88D66304LORF	4732	5207	65.75	30	29.5	48.5	284	43
	88D66364LFR0	4769	5244	65.75	36	29.5	48.5	304	50.5
	88D66364LORF	4769	5244	65.75	36	29.5	48.5	304	50.5
	88D72304LFR0	4807	5284	71.5	30	29.5	54.5	296	46.5
	88D72304LORF	4807	5284	71.5	30	29.5	54.5	296	46.5
	88D72364LFR0*	4842	5327	71.5	36	29.5	54.5	317	54.5
	88D72364LORF	4842	5327	71.5	36	29.5	54.5	317	54.5
	88D78304LFR0	4900	5391	77.5	30	29.5	60.5	308	50
	88D78304LORF	4900	5391	77.5	30	29.5	60.5	308	50
	88D78364LFR0	4925	5417	77.5	36	29.5	60.5	330	59
	88D78364LORF	4925	5417	77.5	36	29.5	60.5	330	59
	88D84364LFR0	4976	5473	83.5	36	29.5	66.5	344	63.5
	88D84364LORF	4976	5473	83.5	36	29.5	66.5	344	63.5

ORDERING NOTES:

Pedestals are available with a soft closing drawer option. Please add "S" to the model # and **\$142 list** per pedestal. e.g. 88D84364LDRFS

DIMENSION KEY

W — width
 D — depth
 H — height of worksurface
 KW— kneehole width

Dimensions are in inches and approximate. Contact Customer Service if dimensions are critical.

CODE DESCRIPTION

4 - full height pedestal
 L - left-handed pedestal position
 R - right-handed pedestal position
 D - 2 file drawers
 F - 2 box, 1 file drawer
 0 - no pedestal

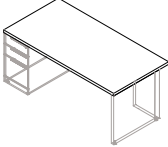
STANDARD FINISHES

For a complete list of standard wood finishes, please see page 9. Disc bases and metal legs are available in a Brushed Stainless finish.


GROMMETS

One grommet in a standard position is optional at no charge. See page 12 for more information.

ADESSO | DESK TOP OPTIONS

Description	Model	Oak	Anigre	W	D	H	Shipping Weight	Cubic Feet
		Cherry Maple	Walnut					
	OT88D6036	212	233	-	36	-	84	-
	OT88D6636	225	248	-	36	-	92	-
	OT88D6642	240	263	-	42	-	106	-
	OT88D7236	252	278	-	36	-	99	-
	OT88D7242	267	294	-	42	-	114	-
	OT88D7836*	281	309	-	36	-	107	-
	OT88D7842	295	324	-	42	-	123	-
	OT88D8442	309	339	-	42	-	132	-

ORDERING NOTES: Add OT before any standard size desk model number and apply upcharge. Add 15 lbs. to standard desk weight for over hang top option.

	Single Pedestal	88RHP3620L3FX41	3649	4012	42.75	26	29.5	27	132	17.5
	Return with 3/4	88RHP3620R3FX41	3649	4012	42.75	26	29.5	27	132	17.5
	Height Extended Pedestal	88RHP3624L3FX41	3663	4028	42.75	30	29.5	27	147	20.5
		88RHP3624R3FX41	3663	4028	42.75	30	29.5	27	147	20.5
	88RHP4220L3FX41	3697	4066	47.75	26	29.5	32	138	20	
	88RHP4220R3FX41	3697	4066	47.75	26	29.5	32	138	20	
	88RHP4224L3FX41	3747	4121	47.75	30	29.5	32	154	23.5	
	88RHP4224R3FX41	3747	4121	47.75	30	29.5	32	154	23.5	
	88RHP4820L3FX41	3770	4148	53.75	26	29.5	38	144	22.5	
	88RHP4820R3FX41	3770	4148	53.75	26	29.5	38	144	22.5	
	88RHP4824L3FX41	3792	4172	53.75	30	29.5	38	161	26.5	
	88RHP4824R3FX41	3792	4172	53.75	30	29.5	38	161	26.5	
	88RHP6024L3FX41	3989	4391	65.75	30	29.5	50	175	32.5	
	88RHP6024R3FX41	3989	4391	65.75	30	29.5	50	175	32.5	
	88RHP6624L3FX41	4208	4629	71.75	30	29.5	56	182	35.5	
	88RHP6624R3FX41	4208	4629	71.75	30	29.5	56	182	35.5	
	88RHP7224L3FX41	4338	4772	77.5	30	29.5	62	189	38.5	
	88RHP7224R3FX41*	4338	4772	77.5	30	29.5	62	189	38.5	
	88RHP8424L3FX41	4578	5037	89.5	30	29.5	74	203	44.5	
	88RHP8424R3FX41	4578	5037	89.5	30	29.5	74	203	44.5	

ORDERING PROCEDURE

To order, please specify the following:

- 1) Krug product model number
- 2) Wood species and finish
- 3) Grommet location and style if applicable.

* Indicates model illustrated by line drawing

CODE DESCRIPTION


OT - over hang top

STANDARD FINISHES

For a complete list of standard wood finishes, please see page 9. Disc bases and metal legs are available in a Brushed Stainless fin-ish.

GROMMETS

One grommet in a standard position is optional at no charge. See page 12 for more information.

Description	Model	Oak		W	D	H	KW	Shipping Weight	Cubic Feet
		Cherry Maple	Anigre Walnut						
	88RH3620L4DX41	3231	3552	35.75	20	29.5	20.5	132	17.5
	88RH3620L4FX41	3231	3552	35.75	20	29.5	20.5	132	17.5
	88RH3620R4DX41	3231	3552	35.75	20	29.5	20.5	132	17.5
	88RH3620R4FX41	3231	3552	35.75	20	29.5	20.5	132	17.5
	88RH3624L4DX41	3242	3568	35.75	24	29.5	20.5	147	20.5
	88RH3624L4FX41	3242	3568	35.75	24	29.5	20.5	147	20.5
	88RH3624R4DX41	3242	3568	35.75	24	29.5	20.5	147	20.5
	88RH3624R4FX41	3242	3568	35.75	24	29.5	20.5	147	20.5
	88RH4220L4DX41	3278	3606	41.75	20	29.5	26.5	138	20
	88RH4220L4FX41	3278	3606	41.75	20	29.5	26.5	138	20
	88RH4220R4DX41	3278	3606	41.75	20	29.5	26.5	138	20
	88RH4220R4FX41	3278	3606	41.75	20	29.5	26.5	138	20
	88RH4224L4DX41	3329	3662	41.75	24	29.5	26.5	154	23.5
	88RH4224L4FX41*	3329	3662	41.75	24	29.5	26.5	154	23.5
	88RH4224R4DX41	3329	3662	41.75	24	29.5	26.5	154	23.5
	88RH4224R4FX41	3329	3662	41.75	24	29.5	26.5	154	23.5
	88RH4820L4DX41	3350	3685	47.75	20	29.5	32.5	144	22.5
	88RH4820L4FX41	3350	3685	47.75	20	29.5	32.5	144	22.5
	88RH4820R4DX41	3350	3685	47.75	20	29.5	32.5	144	22.5
	88RH4820R4FX41	3350	3685	47.75	20	29.5	32.5	144	22.5
	88RH4824L4DX41	3373	3709	47.75	24	29.5	32.5	161	26.5
	88RH4824L4FX41	3373	3709	47.75	24	29.5	32.5	161	26.5
	88RH4824R4DX41	3373	3709	47.75	24	29.5	32.5	161	26.5
	88RH4824R4FX41	3373	3709	47.75	24	29.5	32.5	161	26.5
	88RH6024L4DX41	3572	3931	59.75	24	29.5	44.5	175	32.5
	88RH6024L4FX41	3572	3931	59.75	24	29.5	44.5	175	32.5
	88RH6024R4DX41	3572	3931	59.75	24	29.5	44.5	175	32.5
	88RH6024R4FX41	3572	3931	59.75	24	29.5	44.5	175	32.5
	88RH6624L4DX41	3790	4168	65.75	24	29.5	50.5	182	35.5
	88RH6624L4FX41	3790	4168	65.75	24	29.5	50.5	182	35.5
88RH6624R4DX41	3790	4168	65.75	24	29.5	50.5	182	35.5	
88RH6624R4FX41	3790	4168	65.75	24	29.5	50.5	182	35.5	
88RH7224L4DX41	3918	4310	71.5	24	29.5	56	189	38.5	
88RH7224L4FX41*	3918	4310	71.5	24	29.5	56	189	38.5	
88RH7224R4DX41	3918	4310	71.5	24	29.5	56	189	38.5	
88RH7224R4FX41	3918	4310	71.5	24	29.5	56	189	38.5	
88RH8424L4DX41	4161	4576	83.5	24	29.5	68	203	44.5	
88RH8424L4FX41	4161	4576	83.5	24	29.5	68	203	44.5	
88RH8424R4DX41	4161	4576	83.5	24	29.5	68	203	44.5	
88RH8424R4FX41	4161	4576	83.5	24	29.5	68	203	44.5	

ORDERING NOTES:

For the hinged modesty panel option add Y after RH and add a 10% upcharge. e.g. 88RHY6024L4DX41. Optional grommets are available in modesty panels for cable management. Half gables are required for additional support for unsupported spans greater than 60", please see page 107 for model number and list price. Pedestals are available with a soft-closing drawer option. Please add "S" to the model number and **\$142 list** per pedestal. e.g.88RH6024L4DX41S.

DIMENSION KEY

W — width
 D — depth
 H — height of worksurface
 KW— kneehole width

Dimensions are in inches and approximate.
 Contact Customer Service if dimensions are critical.

CODE DESCRIPTION

L - left-handed position
 R - right-handed position
 3 - 3/4 heightpedestal
 4 - desk height pedestal
 D - 2 file drawers
 F - 2 box, 1 file drawer
 X41- full height modesty panel
 Y - hinged modesty panel





STANDARD FINISHES

For a complete list of standard wood finishes, please see page 9.

GROMMETS

One grommet in a standard position is optional at no charge. See page 12 for more information.

ADESSO | RETURNS

Description	Model	Oak Cherry Maple	Anigre Walnut	W	D	H	KW	Shipping Weight	Cubic Feet
Single Pedestal	88RH5424L3001X41*	4057	4466	53.75	24	29.5	24	235	29.5
Return, Lateral File	88RH5424R3001X41	4057	4466	53.75	24	29.5	24	235	29.5
or Combination	88RH5424L3601X41	4096	4505	53.75	24	29.5	18	252	29.5
Pedestals	88RH5424R3601X41	4096	4505	53.75	24	29.5	18	252	29.5
01 	88RH5424L3602X41***	4190	4610	53.75	24	29.5	18	263	29.5
	88RH5424R3604X41	4190	4610	53.75	24	29.5	18	263	29.5
	88RH5424L3015X41**	4199	4618	53.75	24	29.5	24	218	29.5
	88RH5424R3015X41	4199	4618	53.75	24	29.5	24	218	29.5
	88RH5424L3615X41	4234	4656	53.75	24	29.5	18	233	29.5
	88RH5424R3615X41	4234	4656	53.75	24	29.5	18	233	29.5
02 	88RH6024L3001X41	4141	4558	59.75	24	29.5	30	245	32.5
	88RH6024R3001X41	4141	4558	59.75	24	29.5	30	245	32.5
	88RH6024L3601X41	4178	4596	59.75	24	29.5	24	262	32.5
	88RH6024R3601X41	4178	4596	59.75	24	29.5	24	262	32.5
	88RH6024L3602X41	4276	4701	59.75	24	29.5	24	273	32.5
	88RH6024R3604X41	4276	4701	59.75	24	29.5	24	273	32.5
04 	88RH6024L3015X41	4282	4711	59.75	24	29.5	30	228	32.5
	88RH6024R3015X41	4282	4711	59.75	24	29.5	30	228	32.5
	88RH6024L3615X41	4318	4747	59.75	24	29.5	24	243	32.5
	88RH6024R3615X41	4318	4747	59.75	24	29.5	24	243	32.5
	88RH7224L3001X41*	4338	4772	71.5	24	29.5	42	266	38.5
	88RH7224R3001X41	4338	4772	71.5	24	29.5	42	266	38.5
15 	88RH7224L3601X41	4373	4812	71.5	24	29.5	36	283	38.5
	88RH7224R3601X41	4373	4812	71.5	24	29.5	36	283	38.5
	88RH7224L3602X41***	4470	4917	71.5	24	29.5	36	293	38.5
	88RH7224R3604X41	4470	4917	71.5	24	29.5	36	293	38.5
	88RH7224L3015X41**	4476	4926	71.5	24	29.5	42	248	38.5
	88RH7224R3015X41	4476	4926	71.5	24	29.5	42	248	38.5
	38RH7224L3615X41	4513	4964	71.5	24	29.5	36	263	38.5
	38RH7224R3615X41	4513	4964	71.5	24	29.5	36	263	38.5
	38RH8424L3001X41	4616	5079	83.5	24	29.5	54	286	44.5
	38RH8424R3001X41	4616	5079	83.5	24	29.5	54	286	44.5
	38RH8424L3601X41	4651	5119	83.5	24	29.5	48	303	44.5
	38RH8424R3601X41	4651	5119	83.5	24	29.5	48	303	44.5
	38RH8424L3602X41	4748	5226	83.5	24	29.5	48	314	44.5
	38RH8424R3604X41	4748	5226	83.5	24	29.5	48	314	44.5
	88RH8424L3015X41	4755	5232	83.5	24	29.5	54	269	44.5
	88RH8424R3015X41	4755	5232	83.5	24	29.5	54	269	44.5
88RH8424L3615X41	4793	5272	83.5	24	29.5	48	284	44.5	
88RH8424R3615X41	4793	5272	83.5	24	29.5	48	284	44.5	

ORDERING NOTES:

For the hinged modesty panel option add Y after RH and add a 10% upcharge. e.g. 88RHY6024L4DX41. Optional grommets are available in modesty panels for cable management. Half gables are required for additional support for unsupported spans greater than 60", please see page 107 for model number and list price. Pedestals with box and file drawers are available with a soft-closing drawer option. Please add "S" to the model # and **\$142 list** per pedestal. e.g.88RH6024L4DX41S. Lateral file drawers are not available with the soft closing drawer option.

ORDERING PROCEDURE

To order, please specify the following:

- 1) Krug product model number
- 2) Wood species and finish
- 3) Grommet location and style if applicable.

* Indicates model illustrated by line drawing

CODE DESCRIPTION


L - left handed pedestal position
 R - right handed pedestal position
 30 - 30" wide pedestal
 36 - 36" wide pedestal
 01 - lateral file
 02 - box, box on right, file on left, lateral file
 04 - file on right, box, box on left, lateral file
 15 - top open, lateral file
 Y - hinged modesty panel


STANDARD FINISHES


For a complete list of standard wood finishes, please see page 9.

GROMMETS

One grommet in a standard position is optional at no charge. See page 12 for more information.

Description	Model	Oak		W	D	H	Shipping Weight	Cubic Feet
		Cherry Maple	Anigre Walnut					
	88LU3024H	741	817	29.75	24	-	35	2.25
	88LU3620H	758	834	35.75	20	-	35	2.25
	88LU3624H	776	852	35.75	24	-	40	2.5
	88LU4220H	804	884	41.75	20	-	39	2.5
	88LU4224H	819	903	41.75	24	-	45	3
	88LU4820H	836	918	47.75	20	-	43	2.75
	88LU4824H*	857	942	47.75	24	-	50	3.25
	88LU5424H	875	962	54.75	24	-	55	3.75
	88LU6024H	894	985	59.75	24	-	60	4
	88LU6624H	939	1031	65.75	24	-	65	4.5
88LU7224H	1019	1124	71.5	24	-	65	4.5	

	Linking Unit with Modesty Panel	88LU3024HX41	1429	1572	29.75	24	-	51.3	25
	88LU3620HX41	1525	1677	35.75	20	-	54	3.75	
	88LU3624HX41	1591	1750	35.75	24	-	59	3.75	
	88LU4220HX41	1644	1809	41.75	20	-	61	4.25	
	88LU4224HX41	1669	1837	41.75	24	-	67	4.25	
	88LU4820HX41	1718	1888	47.75	20	-	69	4.75	
	88LU4824HX41*	1752	1928	47.75	24	-	75	4.75	
	88LU5424HX41	1832	2014	54.75	24	-	83	5.5	
	88LU6024HX41	1804	1983	59.75	24	-	92	6	
	88LU6624HX41	1859	2046	65.75	24	-	100	6.5	
88LU7224HX41	1915	2107	71.5	24	-	108	7		

	Linking Unit with Hinged Modesty Panel	88LUY3024HX41	1623	1786	29.75	24	-	51	3
	88LUY3620HX41	1677	1845	35.75	20	-	54	3.5	
	88LUY3624HX41	1724	1896	35.75	24	-	59	3.5	
	88LUY4220HX41	1772	1948	41.75	20	-	61	4	
	88LUY4224HX41	1819	2003	41.75	24	-	67	4	
	88LUY4820HX41	1867	2055	47.75	20	-	69	4.75	
	88LUY4824HX41*	1915	2107	47.75	24	-	75	4.75	
	88LUY5424HX41	1951	2146	54.75	24	-	83	5.25	
	88LUY6024HX41	1984	2184	59.75	24	-	92	5.75	
	88LUY6624HX41	2055	2259	65.75	24	-	100	6.25	
88LUY7224HX41	2123	2337	71.5	24	-	108	6.75		

ORDERING NOTES:

Half gables are required for additional support for unsupported spans greater than 60", please see page 107 for model number and list price.

DIMENSION KEY

W — width
 D — depth
 H — height of worksurface
 KW — knee-hole width

CODE DESCRIPTION

H - Desk Height
 X41- full height modesty
 Y - hinged modesty panel

STANDARD FINISHES

For a complete list of standard wood finishes, please see page 9.

Dimensions are in inches and approximate. Contact Customer Service if dimensions are critical.

ADESSO | DESK HEIGHT CREDENZAS WITH EXTENDED PEDESTALS

Description	Model	Oak Cherry Maple	Anigre Walnut	W	D	H	KW	Shipping Weight	Cubic Feet
Double Pedestal	88CP60203LFRF	4949	5443	65.75	26	29.5	34.5	242	27.5
Credenza with 3/4 Height Extended Pedestals	88CP60243LFRF	5018	5519	65.75	30	29.5	34.5	269	32.5
	88CP66203LFRF	5052	5560	71.5	26	29.5	40	247	30.25
	88CP66243LFRF	5122	5635	71.5	30	29.5	40	276	35.5
	88CP72203LFRF	5157	5671	77.5	26	29.5	46.5	253	33
	88CP72243LFRF	5227	5748	77.5	26	29.5	46.5	253	33
	88CP78203LFRF	5260	5788	83.5	26	29.5	52	259	35.5
	88CP78243LFRF	5331	5864	83.5	30	29.5	52	290	41.5
	88CP84203LFRF	5365	5901	95.5	26	29.5	58	265	38
	88CP84243LFRF*	5437	5978	95.5	30	29.5	58	297	44.5
	88CP96203LFRF	5574	6132	101.5	26	29.5	70	277	43
	88CP96243LFRF	5644	6208	101.5	30	29.5	70	311	50.5
Single Pedestal Credenza with Extended Pedestal	88CP60203LFR0	4633	5097	65.75	26	29.5	48.5	198	27.5
	88CP60203LORF	4633	5097	65.75	26	29.5	48.5	198	27.5
	88CP60243LFR0	4665	5132	65.75	30	29.5	48.5	221	32.5
	88CP60243LORF	4665	5132	65.75	30	29.5	48.5	221	32.5
	88CP66203LFR0	4680	5148	71.5	26	29.5	54.5	207	30.25
	88CP66203LORF	4680	5148	71.5	26	29.5	54.5	207	30.25
	88CP66243LFR0	4716	5186	71.5	30	29.5	54.5	231	35.5
	88CP66243LORF	4716	5186	71.5	30	29.5	54.5	231	35.5
	88CP72203LFR0	4732	5207	77.5	26	29.5	60.5	216	33
	88CP72203LORF	4732	5207	77.5	26	29.5	60.5	216	33
	88CP72243LFR0	4767	5241	77.5	30	29.5	60.5	241	38.5
	88CP72243LORF	4767	5241	77.5	30	29.5	60.5	241	38.5
	88CP78203LFR0	4783	5260	83.5	26	29.5	66.5	225	35.5
	88CP78203LORF	4783	5260	83.5	26	29.5	66.5	225	35.5
	88CP78243LFR0	4816	5299	83.5	30	29.5	66.5	252	41.5
	88CP78243LORF	4816	5299	83.5	30	29.5	66.5	252	41.5
	88CP84203LFR0	4834	5317	89.5	26	29.5	72.5	234	38
	88CP84203LORF	4834	5317	89.5	26	29.5	72.5	234	38
	88CP84243LFR0	4867	5352	89.5	30	29.5	72.5	262	44.5
	88CP84243LORF*	4867	5352	89.5	30	29.5	72.5	262	44.5
	88CP96203LFR0	4944	5438	101.5	26	29.5	84.5	252	43
	88CP96203LORF	4944	5438	101.5	26	29.5	84.5	252	43
	88CP96243LFR0	4993	5491	101.5	30	29.5	84.5	283	50.5
	88CP96243LORF	4993	5491	101.5	30	29.5	84.5	283	50.5

ORDERING NOTES:

Optional grommets are available in modesty panels for cable management. Half gables are required for additional support for unsupported spans greater than 60", please see page 107 for model number and list price. To specify an Extended Pedestal in Palette finish, add the suffix "P" to the end of the model number. e.g. 88DRPM72303L3FP. Pedestals are available with a soft-closing drawer option. Please add "S" to the model # and **\$142 list** per pedestal. e.g. 88C6024LDRFS.

ORDERING PROCEDURE

To order, please specify the following:

- 1) Krug product model number
- 2) Wood species and finish
- 3) Grommet location and style if applicable.

* Indicates model illustrated by line drawing

CODE DESCRIPTION

- L - left-handed position
- R - right-handed position
- F - 2 file pedestal
- 0 - no pedestal


STANDARD FINISHES

For a complete list of standard wood finishes, please see page 9.

GROMMETS

One grommet in a standard position is optional at no charge. See page 12 for more information.

ADESSO | DESK HEIGHT CREDENZAS

Description	Model	Oak Cherry Maple	Anigre Walnut	W	D	H	KW	Shipping Weight	Cubic Feet
Double Pedestal Credenza	88C60204LDRF	4530	4980	59.75	20	29.5	28.5	242	27.5
	88C60204LFRD	4530	4980	59.75	20	29.5	28.5	242	27.5
	88C60204LDRD	4530	4980	59.75	20	29.5	28.5	242	27.5
	88C60204LFRF	4530	4980	59.75	20	29.5	28.5	242	27.5
	88C60244LDRF	4600	5059	59.75	24	29.5	28.5	269	32.5
	88C60244LFRD	4600	5059	59.75	24	29.5	28.5	269	32.5
	88C60244LDRD	4600	5059	59.75	24	29.5	28.5	269	32.5
	88C60244LFRF	4600	5059	59.75	24	29.5	28.5	269	32.5
	88C66204LDRF	4635	5099	65.75	20	29.5	34	248	30.25
	88C66204LFRD	4635	5099	65.75	20	29.5	34	248	30.25
	88C66204LDRD	4635	5099	65.75	20	29.5	34	248	30.25
	88C66204LFRF	4635	5099	65.75	20	29.5	34	248	30.25
	88C66244LDRF	4703	5175	65.75	24	29.5	34	276	35.5
	88C66244LFRD	4703	5175	65.75	24	29.5	34	276	35.5
	88C66244LDRD	4703	5175	65.75	24	29.5	34	276	35.5
	88C66244LFRF	4703	5175	65.75	24	29.5	34	276	35.5
	88C72204LDRF	4739	5211	71.5	20	29.5	40.5	253	33
	88C72204LFRD	4739	5211	71.5	20	29.5	40.5	253	33
	88C72204LDRD	4739	5211	71.5	20	29.5	40.5	253	33
	88C72204LFRF	4739	5211	71.5	20	29.5	40.5	253	33
	88C72244LDRF	4808	5285	71.5	24	29.5	40.5	283	38.5
	88C72244LFRD*	4808	5285	71.5	24	29.5	40.5	283	38.5
	88C72244LDRD	4808	5285	71.5	24	29.5	40.5	283	38.5
	88C72244LFRF	4808	5285	71.5	24	29.5	40.5	283	38.5
	88C78204LDRF	4841	5326	77.5	20	29.5	46	260	35.5
	88C78204LFRD	4841	5326	77.5	20	29.5	46	260	35.5
	88C78204LDRD	4841	5326	77.5	20	29.5	46	260	35.5
	88C78204LFRF	4841	5326	77.5	20	29.5	46	260	35.5
	88C78244LDRF	4911	5404	77.5	24	29.5	46	290	41.5
	88C78244LFRD	4911	5404	77.5	24	29.5	46	290	41.5
88C78244LDRD	4911	5404	77.5	24	29.5	46	290	41.5	
88C78244LFRF	4911	5404	77.5	24	29.5	46	290	41.5	
88C84204LDRF	4946	5441	83.5	20	29.5	52.5	265	38	
88C84204LFRD	4946	5441	83.5	20	29.5	52.5	265	38	
88C84204LDRD	4946	5441	83.5	20	29.5	52.5	265	38	
88C84204LFRF	4946	5441	83.5	20	29.5	52.5	265	38	
88C84244LDRF	5017	5518	83.5	24	29.5	52.5	297	44.5	
88C84244LFRD	5017	5518	83.5	24	29.5	52.5	297	44.5	
88C84244LDRD	5017	5518	83.5	24	29.5	52.5	297	44.5	
88C84244LFRF	5017	5518	83.5	24	29.5	52.5	297	44.5	
88C96204LDRF	5155	5670	95.5	20	29.5	64.5	277	43	
88C96204LFRD	5155	5670	95.5	20	29.5	64.5	277	43	
88C96204LDRD	5155	5670	95.5	20	29.5	64.5	277	43	
88C96204LFRF	5155	5670	95.5	20	29.5	64.5	277	43	
88C96244LDRF	5227	5748	95.5	24	29.5	64.5	311	50.5	
88C96244LFRD	5227	5748	95.5	24	29.5	64.5	311	50.5	
88C96244LDRD	5227	5748	95.5	24	29.5	64.5	311	50.5	
88C96244LFRF	5227	5748	95.5	24	29.5	64.5	311	50.5	

DIMENSION KEY

W — width
D — depth
H — height of worksurface
KW— kneehole width

Dimensions are in inches and approximate.
Contact Customer Service if dimensions
are critical.

CODE DESCRIPTION

L - left-handed position
R - right-handed position
D - 2 file pedestal
F - 2 box, file pedestal

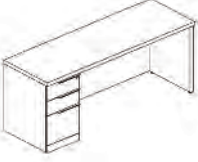
STANDARD FINISHES

For a complete list of standard wood
finishes, please see page 9.

GROMMETS

One grommet in a standard position is
optional at no charge. See page 12 for more
information.

ADESSO | DESK HEIGHT CREDENZAS

Description	Model	Oak		W	D	H	KW	Shipping Weight	Cubic Feet
		Cherry Maple	Anigre Walnut						
Single Pedestal Credenza	88C60204LDR0	4212	4635	59.5	20	29.5	42.5	172	27.5
	88C60204LFR0	4212	4635	59.5	20	29.5	42.5	172	27.5
	88C60204LORD	4212	4635	59.5	20	29.5	42.5	172	27.5
	88C60204LORF	4212	4635	59.5	20	29.5	42.5	172	27.5
	88C60244LDR0	4245	4671	59.5	24	29.5	42.5	192	32.5
	88C60244LFR0	4245	4671	59.5	24	29.5	42.5	192	32.5
	88C60244LORD	4245	4671	59.5	24	29.5	42.5	192	32.5
	88C60244LORF	4245	4671	59.5	24	29.5	42.5	192	32.5
	88C66204LDR0	4264	4690	65.5	20	29.5	48.5	180	30
	88C66204LFR0	4264	4690	65.5	20	29.5	48.5	180	30
	88C66204LORD	4264	4690	65.5	20	29.5	48.5	180	30
	88C66204LORF	4264	4690	65.5	20	29.5	48.5	180	30
	88C66244LDR0	4297	4726	65.5	24	29.5	48.5	200	35
	88C66244LFR0	4297	4726	65.5	24	29.5	48.5	200	35
	88C66244LORD	4297	4726	65.5	24	29.5	48.5	200	35
	88C66244LORF	4297	4726	65.5	24	29.5	48.5	200	35
	88C72204LDR0	4313	4744	71.5	20	29.5	54.5	187	33
	88C72204LFR0	4313	4744	71.5	20	29.5	54.5	187	33
	88C72204LORD	4313	4744	71.5	20	29.5	54.5	187	33
	88C72204LORF	4313	4744	71.5	20	29.5	54.5	187	33
	88C72244LDR0	4346	4782	71.5	24	29.5	54.5	209	38.5
	88C72244LFR0*	4346	4782	71.5	24	29.5	54.5	209	38.5
	88C72244LORD	4346	4782	71.5	24	29.5	54.5	209	38.5
	88C72244LORF	4346	4782	71.5	24	29.5	54.5	209	38.5
	88C78204LDR0	4366	4800	77.5	20	29.5	60.5	195	35.5
	88C78204LFR0	4366	4800	77.5	20	29.5	60.5	195	35.5
	88C78204LORD	4366	4800	77.5	20	29.5	60.5	195	35.5
	88C78204LORF	4366	4800	77.5	20	29.5	60.5	195	35.5
	88C78244LDR0	4397	4838	77.5	24	29.5	60.5	217	41.25
	88C78244LFR0	4397	4838	77.5	24	29.5	60.5	217	41.25
88C78244LORD	4397	4838	77.5	24	29.5	60.5	217	41.25	
88C78244LORF	4397	4838	77.5	24	29.5	60.5	217	41.25	
88C84204LDR0	4415	4856	83.5	20	29.5	66.5	202	38	
88C84204LFR0	4415	4856	83.5	20	29.5	66.5	202	38	
88C84204LORD	4415	4856	83.5	20	29.5	66.5	202	38	
88C84204LORF	4415	4856	83.5	20	29.5	66.5	202	38	
88C84244LDR0	4448	4893	83.5	24	29.5	66.5	226	44.5	
88C84244LFR0	4448	4893	83.5	24	29.5	66.5	226	44.5	
88C84244LORD	4448	4893	83.5	24	29.5	66.5	226	44.5	
88C84244LORF	4448	4893	83.5	24	29.5	66.5	226	44.5	
88C96204LDR0	4522	4976	95.5	20	29.5	78.5	217	43	
88C96204LFR0*	4522	4976	95.5	20	29.5	78.5	217	43	
88C96204LORD	4522	4976	95.5	20	29.5	78.5	217	43	
88C96204LORF	4522	4976	95.5	20	29.5	78.5	217	43	
88C96244LDR0	4573	5030	95.5	24	29.5	78.5	243	50.5	
88C96244LFR0	4573	5030	95.5	24	29.5	78.5	243	50.5	
88C96244LORD	4573	5030	95.5	24	29.5	78.5	243	50.5	
88C96244LORF	4573	5030	95.5	24	29.5	78.5	243	50.5	

ORDERING NOTES:

For the hinged modesty panel option add Y after C and add a 10% upcharge. e.g. 88CY6024LORD. Optional grommets are available in modesty panels for cable management. Half gables are required for additional support for unsupported spans greater than 60", please see page 107 for model number and list price. Pedestals with box and file drawers are available with a soft-closing drawer option. Please add "S" to the model # and **\$142 list** per pedestal. e.g.88C6024LDRFS. Lateral file drawers are not available with this option.

ORDERING PROCEDURE

To order, please specify the following:

- 1) Krug product model number
- 2) Wood species and finish
- 3) Grommet location and style if applicable.

* Indicates model illustrated by line drawing

CODE DESCRIPTION

- 4 - full height pedestal
- L - left-handed pedestal position
- R - right-handed pedestal position
- D - 2 file drawers
- F - 2 box, 1 file drawer
- Y - hinged modesty

STANDARD FINISHES

For a complete list of standard wood finishes, please see page 9.

GROMMETS

One grommet in a standard position is optional at no charge. See page 12 for more information.

ADESSO | DESK HEIGHT CREDENZAS

Description	Model	Oak		W	D	H	KW	Shipping Weight	Cubic Feet
		Cherry Maple	Anigre Walnut						
Single Pedestal	88C60204L3001R0	3830	4210	59.75	20	29.5	28	197	28
Credenza Lateral	88C60204L0R3001	3830	4210	59.75	20	29.5	28	197	28
File or Bookcase	88C60204L0R3011	3900	4287	59.75	20	29.5	28	197	28
with Modesty Panel	88C60204L3011R0	3900	4287	59.75	20	29.5	28	197	28
	88C60244L3001R0	3871	4257	59.75	24	29.5	28	217	32
	38C60244L0R3001	3871	4257	59.75	24	29.5	28	217	32
	38C60244L3011R0	3939	4333	59.75	24	29.5	28	217	32
	38C60244L0R3011	3939	4333	59.75	24	29.5	28	217	32
	38C66204L3601R0	3905	4297	65.75	20	29.5	28	205	30
	38C66204L0R3601	3905	4297	65.75	20	29.5	28	205	30
	38C66204L3611R0	3975	4372	67.75	20	29.5	28	205	30
	38C66204L0R3611	3975	4372	65.75	20	29.5	28	205	30
	38C66244L3601R0	3946	4342	65.75	24	29.5	28	225	35
	88C66244L0R3601	3946	4342	65.75	24	29.5	28	225	35
	88C66244L3611R0	4010	4412	67.75	24	29.5	28	225	35
	88C66244L0R3611	4010	4412	65.75	24	29.5	28	225	35
	88C72204L3601R0*	3982	4380	71.5	20	29.5	36	212	32.75
	88C72204L0R3601	3982	4380	71.5	20	29.5	36	212	32.75
	88C72204L3611R0	4052	4456	71.5	20	29.5	36	212	32.75
	88C72204L0R3611	4052	4456	71.5	20	29.5	36	212	32.75
	88C72244L3601R0	4024	4425	71.5	24	29.5	36	234	38.25
	88C72244L0R3601	4024	4425	71.5	24	29.5	36	234	38.25
	88C72244L3611R0	4096	4505	71.5	24	29.5	36	234	38.25
	88C72244L0R3611	4096	4505	71.5	24	29.5	36	234	38.25
	88C78204L3601R0	4066	4472	77.5	20	29.5	40	227	35.5
	88C78204L0R3601	4066	4472	77.5	20	29.5	40	227	35.5
	88C78204L3611R0	4135	4549	77.5	20	29.5	40	227	35.5
	88C78204L0R3611	4135	4549	77.5	20	29.5	40	227	35.5
	88C78244L3601R0	4108	4518	77.5	24	29.5	40	251	41.25
	88C78244L0R3601	4108	4518	77.5	24	29.5	40	251	41.25
	88C78244L3611R0	4190	4610	77.5	24	29.5	40	251	41.25
	88C78244L0R3611	4190	4610	77.5	24	29.5	40	251	41.25
	88C84204L3601R0	4150	4565	83.5	20	29.5	46	242	38
	88C84204L0R3601	4150	4565	83.5	20	29.5	46	242	38
	88C84204L3611R0	4234	4656	83.5	20	29.5	46	242	38
	88C84204L0R3611	4234	4656	83.5	20	29.5	46	242	38
	88C84244L3601R0	4199	4618	83.5	24	29.5	46	268	44.25
	88C84244L0R3601	4199	4618	83.5	24	29.5	46	268	44.25
	88C84244L3611R0	4282	4711	83.5	24	29.5	46	268	44.25
	88C84244L0R3611	4282	4711	83.5	24	29.5	46	268	44.25



ORDERING NOTES:

For the hinged modesty panel option add Y after C and add a 10% upcharge. e.g. 88CY6024L0RD. Optional grommets are available in modesty panels for cable management. Half gables are required for additional support for unsupported spans greater than 60", please see page 107 for model number and list price. Add the suffix "P" to the end of the model number if Palette pedestals are required e.g.

88CP60243LFRFP. Pedestals are available with a soft-closing drawer option. Please add "S" to the model # and **\$142 list** per pedestal. e.g. 88C6024LDRFS.

DIMENSION KEY

W — width
D — depth
H — height of worksurface
KW — kneehole width

Dimensions are in inches and approximate. Contact Customer Service if dimensions are critical.

CODE DESCRIPTION

4 - full height pedestal
L - left-handed pedestal position
R - right-handed pedestal position
30 - 30" wide pedestal
36 - 36" wide pedestal
01 - lateral file
11 - closed storage
0 - no pedestal
Y - hinged modesty

STANDARD FINISHES

For a complete list of standard wood finishes, please see page 9.

GROMMETS

One grommet in a standard position is optional at no charge. See page 12 for more information.

ADESSO | DESK HEIGHT CREDENZAS

Description	Model	Oak Cherry Maple	Anigre Walnut	W	D	H	KW	Shipping Weight	Cubic Feet
Single Pedestal	88C90204L3601R0	4247	4672	89.5	20	29.5	52	257	41
Credenza Lateral	88C90204LOR3601	4247	4672	89.5	20	29.5	52	257	41
File or Bookcase	88C90204L3611R0	4289	4718	89.5	20	29.5	52	257	41
with Modesty Panel,	88C90204LOR3611	4289	4718	89.5	20	29.5	52	257	41
continued	88C90244L3601R0	4303	4732	89.5	24	29.5	52	285	48
	88C90244LOR3601	4303	4732	89.5	24	29.5	52	285	48
	88C90244L3611R0	4345	4781	89.5	24	29.5	52	285	48
	88C90244LOR3611	4345	4781	89.5	24	29.5	52	285	48
	88C96204L3601R0*	4331	4766	95.5	20	29.5	58	272	43.5
	88C96204LOR3601	4331	4766	95.5	20	29.5	58	272	43.5
	88C96204L3611R0	4387	4827	95.5	20	29.5	58	272	43.5
	88C96204LOR3611	4387	4827	95.5	20	29.5	58	272	43.5
	88C96244L3601R0	4401	4841	95.5	24	29.5	58	302	51
	88C96244LOR3601	4401	4841	95.5	24	29.5	58	302	51
	88C96244L3611R0	4457	4904	95.5	24	29.5	58	302	51
	88C96244LOR3611	4457	4904	95.5	24	29.5	58	302	51
Single 36"	88C66204L3602R0	3982	4380	65.5	20	29.5	30	205	30
Combination	88C66204LOR3604	3982	4380	65.5	20	29.5	30	205	30
Ped Credenza with	88C66244L3602R0	4150	4565	65.5	24	29.5	30	225	35
Modesty Panel	88C66244LOR3604	4150	4565	65.5	24	29.5	30	225	35
	88C72204L3602R0	4163	4578	71.75	20	29.5	30	212	32.75
	88C72204LOR3604	4163	4578	71.75	24	29.5	30	234	38.25
	88C72244L3602R0	4318	4747	71.75	24	29.5	30	234	38.25
	88C72244LOR3604	4318	4747	71.75	24	29.5	30	234	38.25
	88C78204L3602R0	4526	4978	77.5	20	29.5	40	227	35.5
	88C78204LOR3604	4526	4978	77.5	20	29.5	40	227	35.5
	88C78244L3602R0	4651	5119	77.5	24	29.5	40	251	41.25
	88C78244LOR3604*	4651	5119	77.5	24	29.5	40	251	41.25
	88C84204L3602R0	4738	5210	83.5	20	29.5	46	242	38
	88C84204LOR3604	4738	5210	83.5	20	29.5	46	242	38
	88C84244L3602R0	4863	5347	83.5	24	29.5	46	268	44.25
	88C84244LOR3604	4863	5347	83.5	24	29.5	46	268	44.25
Full Face Desk	88C60204L3001R3001	5226	5747	59.75	20	29.5		288	28
Height Credenza	88C60204L3001R3011	5407	5947	59.75	20	29.5		257	28
	88C60204L3011R3001	5407	5947	59.75	20	29.5		257	28
	88C60204L3011R3011	5631	6194	59.75	20	29.5		226	28
	88C60244L3001R3001	5338	5869	59.75	24	29.5		312	32
	88C60244L3001R3011*	5518	6071	59.75	24	29.5		281	32
	88C60244L3011R3001	5518	6071	59.75	24	29.5		281	32
	88C60244L3011R3011	5881	6469	59.75	24	29.5		250	32
	88C72204L3601R3601	5561	6116	71.5	20	29.5		309	32.75
	88C72204L3601R3611	5742	6317	71.5	20	29.5		278	32.75
	88C72204L3611R3601	5742	6317	71.5	20	29.5		278	32.75
	88C72204L3611R3611	6106	6715	71.5	20	29.5		309	32.75
	88C72244L3601R3601	5699	6270	71.5	24	29.5		338	38.25
	88C72244L3601R3611	5881	6469	71.5	24	29.5		307	38.25
	88C72244L3611R3601	5881	6469	71.5	24	29.5		307	38.25
	88C72244L3611R3611	6246	6869	71.5	24	29.5		271	38.25

ORDERING PROCEDURE

To order, please specify the following:

- 1) Krug product model number
- 2) Wood species and finish
- 3) Grommet location and style if applicable.

* Indicates model illustrated by line drawing

CODE DESCRIPTION

- 4 - full height pedestal
- L - left-handed pedestal position
- R - right-handed pedestal position
- 30 - 30" wide pedestal
- 36 - 36" wide pedestal
- 01 - lateral file
- 11 - closed storage
- 0 - no pedestal


STANDARD FINISHES

For a complete list of standard wood finishes, please see page 9.





GROMMETS

One grommet in a standard position is optional at no charge. See page 12 for more information.

ADESSO | 3/4 HEIGHT CREDENZAS

Description	Model	Oak Cherry Maple	Anigre Walnut	W	D	H	KW	Shipping Weight	Cubic Feet
 Credenza with Height Adjustable Electric Lift (Single Stage)	88C6024LBRHAES	6352	6957	59.75	24	29.5	-	176	28
	88C6024LHAESRB*	6352	6957	59.75	24	29.5	-	192	28
	88C6024LFRHAES	6943	7604	59.75	24	29.5	-	192	28
	88C6024LHAESRF	6943	7604	59.75	24	29.5	-	248	28
	88C7224LBRHAES	7268	7959	71.75	24	29.5	-	192	33
	88C7224LHAESRB	7268	7959	71.75	24	29.5	-	210	33
	88C7224LFRHAES	7616	8342	71.75	24	29.5	-	210	33
	88C7224LHAESRF	7616	8342	71.75	24	29.5	-	230	33

ORDERING NOTE: Height range of electric lift is 29.5" to 46.5".

3/4 Height Single Pedestal Credenza	88C60203L3011R0*	4122	4535	59.75	20	23	28	153	21
	88C60203L0R3011	4122	4535	59.75	20	23	28	153	21
	88C60203L3015R0	4024	4425	59.75	20	23	28	167	21
	88C60203L0R3015	4024	4425	59.75	20	23	28	167	21
	88C60203L3016R0****	3871	4257	59.75	20	23	28	171	21
	88C60203L0R3016	3871	4257	59.75	20	23	28	171	21
	88C60203L3017R0***	3982	4380	59.75	20	23	28	143	21
	88C60203L0R3017	3982	4380	59.75	20	23	28	143	21
	88C60203L3018R0**	4178	4596	59.75	20	23	28	150	21
	88C60203L0R3018	4178	4596	59.75	20	23	28	150	21
	88C60243L3011R0	4261	4688	59.75	24	23	28	175	25
	88C60243L0R3011	4261	4688	59.75	24	23	28	175	25
	88C60243L3015R0	4163	4578	59.75	24	23	28	186	25
	88C60243L0R3015	4163	4578	59.75	24	23	28	186	25
	88C60243L3016R0	4010	4412	59.75	24	23	28	188	25
	88C60243L0R3016	4010	4412	59.75	24	23	28	188	25
	88C60243L3017R0	4122	4535	59.75	24	23	28	165	25
	88C60243L0R3017	4122	4535	59.75	24	23	28	165	25
	88C60243L3018R0	4318	4747	59.75	24	23	28	172	25
	88C60243L0R3018	4318	4747	59.75	24	23	28	172	25
	88C66203L3011R0	4261	4688	65.5	20	23	34	153	21
	88C66203L0R3011	4261	4688	65.5	20	23	34	153	21
	88C66203L3015R0	4163	4578	65.5	20	23	34	167	21
	88C66203L0R3015	4163	4578	65.5	20	23	34	167	21
	88C66203L3016R0	4010	4412	65.5	20	23	34	171	21
	88C66203L0R3016	4010	4412	65.5	20	23	34	171	21
	88C66203L3017R0	4122	4535	65.5	20	23	34	143	21
	88C66203L0R3017	4122	4535	65.5	20	23	34	143	21
	88C66203L3018R0	4318	4747	65.5	20	23	34	150	21
	88C66203L0R3018	4318	4747	65.5	20	23	34	150	21
	88C66243L3011R0	4401	4841	65.5	24	23	34	175	25
	88C66243L0R3011	4401	4841	65.5	24	23	34	175	25
	88C66243L3015R0	4303	4732	65.5	24	23	34	186	25
	88C66243L0R3015	4303	4732	65.5	24	23	34	186	25
88C66243L3016R0	4150	4565	65.5	24	23	34	188	25	
88C66243L0R3016	4150	4565	65.5	24	23	34	188	25	

ORDERING NOTES: For the hinged modesty panel option add Y after C and add a 10% upcharge. e.g. 88CY60243L0R3011. If a runoff with power/data option is to be mounted onto a 3/4 height credenza please specify location ML -Mounted Left or MR-Mounted Right. This will ensure that access grommets will be drilled in the credenza top and back. Pedestals with box and file drawers are available with a soft-closing drawer option. Please add "S" to the model # and **\$142 list** per pedestal. e.g. 88C6024LDRFS. Lateral file drawers are not available with this option.

DIMENSION KEY

W — width
D — depth
H — height of worksurface
KW— kneehole width

Dimensions are in inches and approximate. Contact Customer Service if dimensions are critical.

CODE DESCRIPTION

3 - 3/4 height pedestal
L - left-handed pedestal position
R - right-handed pedestal position
B - bookcase
30 - 30" wide pedestal
36 - 36" wide pedestal
11 - closed storage
15 - open, lateral file
16 - box, lateral file
17 - bookcase
18 - open, closed bookcase





STANDARD FINISHES

For a complete list of standard wood finishes, please see page 9.

GROMMETS

One grommet in a standard position is optional at no charge. See page 12 for more information.

ADESSO | 3/4 HEIGHT CREDENZAS

Description	Model	Oak		W	D	H	KW	Shipping Weight	Cubic Feet
		Cherry Maple	Anigre Walnut						
3/4 Height Single Pedestal Credenza	88C66243L3017R0	4261	4688	65.5	24	23	34	165	25
cont.	88C66243L0R3017	4261	4688	65.5	24	23	34	165	25
	88C66243L3018R0	4457	4904	65.5	24	23	34	172	25
	* 88C66243L0R3018	4457	4904	65.5	24	23	34	172	25
	88C72203L3611R0*	4401	4841	71.5	20	23	34	176	25.5
	88C72203L0R3611	4401	4841	71.5	20	23	34	176	25.5
	88C72203L3615R0****	4303	4732	71.5	20	23	34	191	25.5
	88C72203L0R3615	4303	4732	71.5	20	23	34	191	25.5
	88C72203L3616R0***	4150	4565	71.5	20	23	34	195	25.5
	88C72203L0R3616	4150	4565	71.5	20	23	34	195	25.5
	** 88C72203L3617R0	4261	4688	71.5	20	23	34	164	25.5
	88C72203L0R3617	4261	4688	71.5	20	23	34	164	25.5
	88C72203L3618R0**	4457	4904	71.5	20	23	34	172	25.5
	88C72203L0R3618	4457	4904	71.5	20	23	34	172	25.5
	88C72243L3611R0	4541	4996	71.5	24	23	34	202	30
	88C72243L0R3611	4541	4996	71.5	24	23	34	202	30
	88C72243L3615R0	4442	4885	71.5	24	23	34	211	30
	88C72243L0R3615	4442	4885	71.5	24	23	34	211	30
	*** 88C72243L3616R0	4289	4718	71.5	24	23	34	215	30
	88C72243L0R3616	4289	4718	71.5	24	23	34	215	30
	88C72243L3617R0	4401	4841	71.5	24	23	34	189	30
	88C72243L0R3617	4401	4841	71.5	24	23	34	189	30
	88C72243L3618R0	4597	5055	71.5	24	23	34	199	30
	88C72243L0R3618	4597	5055	71.5	24	23	34	199	30
	88C78203L3611R0	4541	4996	77.5	20	23	40	185	27.5
	**** 88C78203L0R3611	4541	4996	77.5	20	23	40	185	27.5
	88C78203L3615R0	4442	4885	77.5	20	23	40	199	27.5
	88C78203L0R3615	4442	4885	77.5	20	23	40	199	27.5
	88C78203L3616R0	4289	4718	77.5	20	23	40	203	27.5
	88C78203L0R3616	4289	4718	77.5	20	23	40	203	27.5
	88C78203L3617R0	4401	4841	77.5	20	23	40	172	27.5
	88C78203L0R3617	4401	4841	77.5	20	23	40	172	27.5
	88C78203L3618R0	4597	5055	77.5	20	23	40	180	27.5
	88C78203L0R3618	4597	5055	77.5	20	23	40	180	27.5
	88C78243L3611R0	4680	5148	77.5	24	23	40	211	32.5
	88C78243L0R3611	4680	5148	77.5	24	23	40	211	32.5
	88C78243L3615R0	4583	5039	77.5	24	23	40	220	32.5
	88C78243L0R3615	4583	5039	77.5	24	23	40	220	32.5
	88C78243L3616R0	4429	4871	77.5	24	23	40	225	32.5
	88C78243L0R3616	4429	4871	77.5	24	23	40	225	32.5
	88C78243L3617R0	4541	4996	77.5	24	23	40	198	32.5
	88C78243L0R3617	4541	4996	77.5	24	23	40	198	32.5
	88C78243L3618R0	4738	5210	77.5	24	23	40	209	32.5
	88C78243L0R3618	4738	5210	77.5	24	23	40	209	32.5
	88C84203L3611R0*	4680	5148	83.5	20	23	46	193	29.5
	88C84203L0R3611	4680	5148	83.5	20	23	46	193	29.5
	88C84203L3615R0	4583	5039	83.5	20	23	46	208	29.5
	88C84203L0R3615	4583	5039	83.5	20	23	46	208	29.5

ORDERING NOTES: For the hinged modesty panel option add Y after C and add a 10% upcharge. e.g. 88CY60243L0R3011. If a runoff with power/data option is to be mounted onto a 3/4 height credenza please specify location ML -Mounted Left or MR-Mounted Right. This will ensure that access grommets will be drilled in the credenza top and back. Pedestals with box and file drawers are available with a soft-closing drawer option. Please add "S" to the model # and **\$142 list** per pedestal. e.g. 88C6024LDRFS. Lateral file drawers are not available with this option.

ORDERING PROCEDURE

To order, please specify the following:

- 1) Krug product model number
- 2) Wood species and finish
- 3) Grommet location and style if applicable.

* Indicates model illustrated by line drawing

CODE DESCRIPTION

- 3 - 3/4 height pedestal
- L - left-handed pedestal position
- R - right-handed pedestal position
- 30 - 30" wide pedestal
- 36 - 36" wide pedestal
- 11 - closed storage
- 15 - open, lateral file
- 16 - box, lateral file
- 17 - bookcase
- 18 - open, closed bookcase

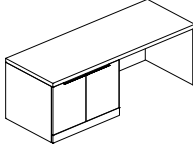
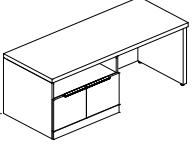
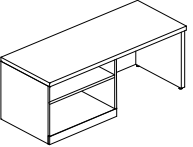
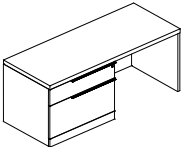
STANDARD FINISHES

For a complete list of standard wood finishes, please see page 9.

GROMMETS

One grommet in a standard position is optional at no charge. See page 12 for more information.

ADESSO | 3/4 HEIGHT CREDENZAS

Description	Model	Oak		W	D	H	KW	Shipping Weight	Cubic Feet
		Cherry Maple	Anigre Walnut						
3/4 Height Single Pedestal Credenza	88C84203L3616R0****	4429	4871	83.5	20	23	46	212	29.5
	88C84203L0R3616	4429	4871	83.5	20	23	46	212	29.5
	88C84203L3617R0***	4541	4996	83.5	20	23	46	180	29.5
	88C84203L0R3617	4541	4996	83.5	20	23	46	180	29.5
	88C84203L3618R0**	4738	5210	83.5	20	23	46	189	29.5
	88C84203L0R3618	4738	5210	83.5	20	23	46	189	29.5
	88C84243L3611R0	4820	5303	83.5	24	23	46	221	35
	88C84243L0R3611	4820	5303	83.5	24	23	46	221	35
	88C84243L3615R0	4721	5195	83.5	24	23	46	230	35
	88C84243L0R3615	4721	5195	83.5	24	23	46	230	35
	88C84243L3616R0	4568	5027	83.5	24	23	46	235	35
	88C84243L0R3616	4568	5027	83.5	24	23	46	235	35
	88C84243L3617R0	4680	5148	83.5	24	23	46	208	35
	88C84243L0R3617	4680	5148	83.5	24	23	46	208	35
	88C84243L3618R0	4877	5364	83.5	24	23	46	218	35
	88C84243L0R3618	4877	5364	83.5	24	23	46	218	35
	88C90203L3611R0	4960	5457	89.5	20	23	52	201	31.5
	88C90203L0R3611	4960	5457	89.5	20	23	52	201	31.5
	88C90203L3615R0	4863	5347	89.5	20	23	52	216	31.5
	88C90203L0R3615	4863	5347	89.5	20	23	52	216	31.5
	88C90203L3616R0	4709	5180	89.5	20	23	52	221	31.5
	88C90203L0R3616	4709	5180	89.5	20	23	52	221	31.5
	88C90203L3617R0	4820	5303	89.5	20	23	52	189	31.5
	88C90203L0R3617	4820	5303	89.5	20	23	52	189	31.5
	88C90203L3618R0	5016	5517	89.5	20	23	52	197	31.5
	88C90203L0R3618	5016	5517	89.5	20	23	52	197	31.5
	88C90243L3611R0	5100	5610	89.5	24	23	52	230	37
	88C90243L0R3611	5100	5610	89.5	24	23	52	230	37
	88C90243L3615R0	5002	5502	89.5	24	23	52	239	37
	88C90243L0R3615	5002	5502	89.5	24	23	52	239	37
	88C90243L3616R0	4847	5332	89.5	24	23	52	244	37
	88C90243L0R3616	4847	5332	89.5	24	23	52	244	37
	88C90243L3617R0	4960	5457	89.5	24	23	52	217	37
	88C90243L0R3617	4960	5457	89.5	24	23	52	217	37
	88C90243L3618R0	5155	5670	89.5	24	23	52	227	37
	88C90243L0R3618	5155	5670	89.5	24	23	52	227	37

ORDERING NOTES: For the hinged modesty panel option add Y after C and add a 10% upcharge. e.g. 88CY60243L0R3011. If a runoff with power/data option is to be mounted onto a 3/4 height credenza please specify location ML -Mounted Left or MR-Mounted Right. This will ensure that access grommets will be drilled in the credenza top and back. Pedestals with box and file drawers are available with a soft-closing drawer option. Please add "S" to the model # and **\$142 list** per pedestal. e.g. 88C6024LDRFS. Lateral file drawers are not available with this option.

Height Adjustable - To specify with Height Adjustable Desk as a Runoff add "H" after the designated pedestal position and **\$243 list**. Example: 88C90243L0RH3618

DIMENSION KEY

W — width
D — depth
H — height of worksurface
KW — kneehole width

Dimensions are in inches and approximate. Contact Customer Service if dimensions are critical.

CODE DESCRIPTION

3 - 3/4 height credenza
L - left-handed position
R - right-handed position
30 - 30" wide pedestal
36 - 36" wide pedestal
11 - closed bookcase
15 - top open, lateral file
16 - box, lateral file
17 - bookcase
18 - top open, closed bookcase



STANDARD FINISHES

For a complete list of standard wood finishes, please see page 9.

GROMMETS

One grommet in a standard position is optional at no charge. See page 12 for more information.

ADESSO | 3/4 HEIGHT CREDENZAS

Description	Model	Oak Cherry Maple	Anigre Walnut	W	D	H	KW	Shipping Weight	Cubic Feet	
	3/4 Height Single Pedestal Credenza	88C96203L3611R0*	5239	5764	95.5	20	23	58	210	36.5
		88C96203L0R3611	5239	5764	95.5	20	23	58	210	36.5
		88C96203L3615R0****	5140	5654	95.5	20	23	58	224	36.5
		88C96203L0R3615	5140	5654	95.5	20	23	58	224	36.5
		88C96203L3616R0***	4987	5487	95.5	20	23	58	229	36.5
		88C96203L0R3616	4987	5487	95.5	20	23	58	229	36.5
		88C96203L3617R0	5100	5610	95.5	20	23	58	197	36.5
		88C96203L0R3617	5100	5610	95.5	20	23	58	197	36.5
		88C96203L3618R0**	5296	5825	95.5	20	23	58	206	36.5
		88C96203L0R3618	5296	5825	95.5	20	23	58	206	36.5
		88C96243L3611R0	5378	5916	95.5	24	23	58	240	40
		88C96243L0R3611	5378	5916	95.5	24	23	58	240	40
		88C96243L3615R0	5280	5809	95.5	24	23	58	249	40
		88C96243L0R3615	5280	5809	95.5	24	23	58	249	40
		88C96243L3616R0	5129	5640	95.5	24	23	58	254	40
		88C96243L0R3616	5129	5640	95.5	24	23	58	254	40
		88C96243L3617R0	5239	5764	95.5	24	23	58	227	40
		88C96243L0R3617	5239	5764	95.5	24	23	58	227	40
		88C96243L3618R0	5436	5977	95.5	24	23	58	237	40
		88C96243L0R3618	5436	5977	95.5	24	23	58	237	40
	Full Face 3/4 Height Credenza	88C60203L3011R3011	5574	6132	59.75	20	23	186	21.5	
		88C60203L3011R3015	5378	5916	59.75	20	23	196	21.5	
		88C60203L3011R3016*	5378	5916	59.75	20	23	196	21.5	
		88C60203L3011R3017	5253	5778	59.75	20	23	171	21.5	
		88C60203L3011R3018	5574	6132	59.75	20	23	186	21.5	
		88C60203L3015R3011	5378	5916	59.75	20	23	196	21.5	
		88C60203L3016R3011	5378	5916	59.75	20	23	196	21.5	
		88C60203L3017R3011	5253	5778	59.75	20	23	171	21.5	
		88C60203L3018R3011	5574	6132	59.75	20	23	186	21.5	
		88C60203L3016R3016	5057	5563	59.75	20	23	207	21.5	
		88C60203L3016R3015	5057	5563	59.75	20	23	207	21.5	
		88C60203L3016R3017	5239	5764	59.75	20	23	179	21.5	
		88C60203L3016R3018	5378	5916	59.75	20	23	196	21.5	
		88C60203L3015R3016	5057	5563	59.75	20	23	207	21.5	
		88C60203L3017R3016	5239	5764	59.75	20	23	179	21.5	
		88C60203L3018R3016	5378	5916	59.75	20	23	196	21.5	
		88C60203L3017R3017	4932	5425	59.75	20	23	156	21.5	
		88C60203L3017R3015	5239	5764	59.75	20	23	179	21.5	
		88C60203L3017R3018	5253	5778	59.75	20	23	171	21.5	
		88C60203L3015R3017	5239	5764	59.75	20	23	179	21.5	
	88C60203L3018R3017	5253	5778	59.75	20	23	171	21.5		
	88C60203L3018R3015	5378	5916	59.75	20	23	196	21.5		
	88C60203L3015R3018	5378	5916	59.75	20	23	196	21.5		
	88C60243L3011R3011	5714	6284	59.75	24	23	193	25		
	88C60243L3011R3015	5518	6071	59.75	24	23	204	25		
	88C60243L3011R3016	5518	6071	59.75	24	23	204	25		
	88C60243L3011R3017	5393	5931	59.75	24	23	178	25		
	88C60243L3011R3018	5714	6284	59.75	24	23	193	25		

ORDERING NOTES: The -15 open/file module can be used in place of the -16 box/file module at the same price. The -18 open/closed module can be used in place of the -11 closed module at the same price. Please contact customer service for other available combinations. Pedestals with box and file drawers are available with a soft-closing drawer option. Please add "S" to the model # and **\$142 list** per pedestal. e.g.88C6024LDRFS. Lateral file drawers are not available with this option.

ORDERING PROCEDURE

To order, please specify the following:

- 1) Krug product model number
- 2) Wood species and finish
- 3) Grommet location and style if applicable.

* Indicates model illustrated by line drawing

CODE DESCRIPTION

- 3 - 3/4 height credenza
- L - left-handed position
- R - right-handed position
- 30 - 30" wide pedestal
- 36 - 36" wide pedestal
- 11 - closed bookcase
- 15 - open, lateral file
- 16 - box, lateral file
- 17 - bookcase
- 18 - open, closed bookcase


STANDARD FINISHES

For a complete list of standard wood finishes, please see page 9.

GROMMETS

One grommet in a standard position is optional at no charge. See page 12 for more information.

ADESSO | 3/4 HEIGHT CREDENZAS

Description	Model	Oak	Anigre	W	D	H	Shipping Weight	Cubic Feet
		Cherry Maple	Walnut					
	88C60243L3015R3011	5518	6071	59.75	24	23	204	25
	88C60243L3015R3016	5198	5717	59.75	24	23	214	25
	88C60243L3015R3017	5378	5916	59.75	24	23	186	25
	38C60243L3015R3018	5518	6071	59.75	24	23	204	25
	38C60243L3016R3011	5518	6071	59.75	24	23	204	25
	38C60243L3016R3016	5198	5717	59.75	24	23	214	25
	38C60243L3016R3015	5198	5717	59.75	24	23	214	25
	38C60243L3016R3017	5378	5916	59.75	24	23	186	25
	38C60243L3016R3018	5518	6071	59.75	24	23	204	25
	38C60243L3017R3011	5393	5931	59.75	24	23	178	25
	38C60243L3017R3015	5378	5916	59.75	24	23	186	25
	88C60243L3017R3016*	5378	5916	59.75	24	23	186	25
	88C60243L3017R3017	5073	5579	59.75	24	23	163	25
	88C60243L3017R3018	5393	5931	59.75	24	23	178	25
	88C60243L3018R3011	5714	6284	59.75	24	23	193	25
	88C60243L3018R3017	5393	5931	59.75	24	23	178	25
	88C60243L3018R3015	5518	6071	59.75	24	23	204	25
	88C60243L3018R3016	5518	6071	59.75	24	23	204	25
	88C72203L3611R3611	5853	6439	71.5	24	23	197	25.5
	88C72203L3611R3615	5659	6224	71.5	20	23	208	25.5
	88C72203L3611R3616	5659	6224	71.5	20	23	208	25.5
	88C72203L3611R3617	5533	6084	71.5	20	23	182	25.5
	88C72203L3611R3618	5853	6439	71.5	20	23	197	25.5
	88C72203L3615R3611	5659	6224	71.5	20	23	208	25.5
	88C72203L3616R3611	5659	6224	71.5	20	23	208	25.5
	88C72203L3617R3611	5533	6084	71.5	20	23	182	25.5
	88C72203L3618R3611	5853	6439	71.5	20	23	197	25.5
	88C72203L3616R3615	5338	5869	71.5	20	23	197	25.5
	88C72203L3616R3616	5338	5869	71.5	20	23	220	25.5
	88C72203L3616R3617	5518	6071	71.5	20	23	190	25.5
	88C72203L3616R3618	5659	6224	71.5	20	23	208	25.5
	88C72203L3617R3616	5518	6071	71.5	20	23	190	25.5
	88C72203L3618R3616	5659	6224	71.5	20	23	208	25.5
	88C72203L3617R3617	5211	5734	71.5	20	23	167	25.5
	88C72203L3617R3615	5518	6071	71.5	20	23	190	25.5
	88C72203L3617R3618	5533	6084	71.5	20	23	182	25.5
	88C72203L3615R3617	5518	6071	71.5	20	23	190	25.5
	88C72203L3618R3617	5533	6084	71.5	20	23	182	25.5
	88C72203L3618R3615	5659	6224	71.5	20	23	208	25.5
	88C72203L3615R3618	5659	6224	71.5	20	23	208	25.5
	88C72243L3611R3611	5995	6593	71.5	24	23	200	30
	88C72243L3611R3615	5797	6377	71.5	24	23	216	30
	88C72243L3611R3616	5797	6377	71.5	24	23	216	30
	88C72243L3611R3617	5671	6238	71.5	24	23	185	30
	88C72243L3611R3618	5995	6593	71.5	24	23	200	30
	88C72243L3615R3611	5797	6377	71.5	24	23	216	30
	88C72243L3616R3611	5797	6377	71.5	24	23	216	30
	88C72243L3617R3611	5671	6238	71.5	24	23	185	30
	88C72243L3618R3611	5671	6238	71.5	24	23	185	30
	88C72243L3618R3615	5995	6593	71.5	24	23	200	30

ORDERING NOTES: The -15 open/file module can be used in place of the -16 box/file module at the same price. The -18 open/closed module can be used in place of the -11 closed module at the same price. Please contact customer service for other available combinations. Pedestals with box and file drawers are available with a soft-closing drawer option. Please add "S" to the model # and **\$142 list** per pedestal. e.g.88C6024LDRFS. Lateral file drawers are not available with this option.

DIMENSION KEY

W — width
 D — depth
 H — height of worksurface
 KW— kneehole width

Dimensions are in inches and approximate. Contact Customer Service if dimensions are critical.

CODE DESCRIPTION

3 - 3/4 height credenza
 L - left-handed position
 R - right-handed position
 30 - 30" wide pedestal
 36 - 36" wide pedestal
 11 - closed bookcase
 15 - top open, lateral file
 16 - box, lateral file
 17 - bookcase
 18 - top open, closed bookcase


STANDARD FINISHES

For a complete list of standard wood finishes, please see page 9.

GROMMETS

One grommet in a standard position is optional at no charge. See page 12 for more information.

ADESSO | 3/4 HEIGHT CREDENZAS

Description	Model	Oak Cherry Maple	Anigre Walnut	W	D	H	Shipping Weight	Cubic Feet
Full Face 3/4 Height Credenza, Continued	88C72243L3616R3616	5477	6025	71.5	24	23	227	30
	88C72243L3616R3615	5477	6025	71.5	24	23	227	30
	88C72243L3616R3617	5659	6224	71.5	24	23	197	30
	88C72243L3616R3618	5797	6377	71.5	24	23	216	30
	88C72243L3615R3616	5477	6025	71.5	24	23	227	30
	88C72243L3617R3616	5659	6224	71.5	24	23	197	30
	88C72243L3618R3616	5797	6377	71.5	24	23	216	30
	88C72243L3617R3617	5351	5886	71.5	24	23	170	30
	88C72243L3617R3615	5659	6224	71.5	24	23	197	30
	88C72243L3617R3618	5671	6238	71.5	24	23	185	30
	88C72243L3615R3617	5659	6224	71.5	24	23	197	30
	88C72243L3618R3617	5671	6238	71.5	24	23	185	30
	88C72243L3618R3615	5797	6377	71.5	24	23	216	30
	88C72243L3615R3618	5797	6377	71.5	24	23	216	30
	88C84203L2411C3015R3016	6258	6883	83.5	20	23	293	29.5
	88C84203L2411C3016R3011	6510	7159	83.5	20	23	276	29.5
	88C84203L2411C3016R3015	6258	6883	83.5	20	23	293	29.5
	88C84203L2411C3016R3016	6258	6883	83.5	20	23	293	29.5
	88C84203L2411C3016R3017*	6385	7023	83.5	20	23	266	29.5
	88C84203L2411C3017R3011	6637	7300	83.5	20	23	269	29.5
	88C84203L2411C3017R3016	6385	7023	83.5	20	23	269	29.5
	88C84203L3011C3016R2411	6510	7159	83.5	20	23	276	29.5
88C84203L3011C3017R2411	6637	7300	83.5	20	23	269	29.5	
88C84203L3011C3018R2411	6637	7300	83.5	20	23	284	29.5	
88C84203L3015C3016R2411	6258	6883	83.5	20	23	293	29.5	
88C84203L3016C3015R2411	6258	6883	83.5	20	23	293	29.5	
88C84203L3016C3016R2411	6258	6883	83.5	20	23	293	29.5	
88C84203L3016C3017R2411	6385	7023	83.5	20	23	266	29.5	
88C84203L3017C3016R2411	6385	7023	83.5	20	23	266	29.5	
88C84243L2411C3015R3016	6398	7038	83.5	24	23	328	35	
88C84243L2411C3016R3011	6648	7314	83.5	24	23	315	35	
88C84243L2411C3016R3015	6398	7038	83.5	24	23	328	35	
88C84243L2411C3016R3016	6398	7038	83.5	24	23	328	35	
88C84243L2411C3016R3017	6525	7176	83.5	24	23	305	35	
88C84243L2411C3017R3011	6776	7453	83.5	24	23	269	35	
88C84243L2411C3017R3016	6525	7176	83.5	24	23	305	35	
88C84243L3011C3016R2411	6648	7314	83.5	24	23	315	35	
88C84243L3011C3017R2411	6776	7453	83.5	24	23	269	35	
88C84243L3011C3018R2411	6776	7453	83.5	24	23	284	35	
88C84243L3015C3016R2411*	6398	7038	83.5	24	23	328	35	
88C84243L3016C3015R2411	6398	7038	83.5	24	23	328	35	
88C84243L3016C3016R2411	6398	7038	83.5	24	23	328	35	
88C84243L3016C3017R2411	6525	7176	83.5	24	23	305	35	
88C84243L3017C3016R2411	6525	7176	83.5	24	23	305	35	
88C90203L3011C3015R3017	7153	7867	89.5	20	23	271	32	
88C90203L3011C3016R3017	7153	7867	89.5	20	23	271	32	
88C90203L3011C3017R3015	7153	7867	89.5	20	23	271	32	
88C90203L3011C3017R3016	7153	7867	89.5	20	23	271	32	

ORDERING NOTES:

The -15 open/file module can be used in place of the -16 box/file module at the same price.

The -18 open/closed module can be used in place of the -11 closed module at the same price.

Please contact customer service for other available combinations. Pedestals with box and file drawers are available with a soft-closing drawer option. Please add "S" to the model # and **\$142 list** per pedestal. e.g.88C6024LDRFS. Lateral file drawers are not available with this option.

ORDERING PROCEDURE

To order, please specify the following:

- 1) Krug product model number
- 2) Wood species and finish
- 3) Grommet location and style if applicable.

* Indicates model illustrated by line drawing

CODE DESCRIPTION

- 3 - 3/4 height credenza
- L - left-handed position
- R - right-handed position
- 30 - 30" wide pedestal
- 36 - 36" wide pedestal
- 11 - closed bookcase
- 15 - top open, lateral file
- 16 - box, lateral file
- 17 - bookcase
- 18 - top open, closed bookcase

STANDARD FINISHES

For a complete list of standard wood finishes, please see page 9.

GROMMETS

One grommet in a standard position is optional at no charge. See page 12 for more information.

ADESSO | 3/4 HEIGHT CREDENZAS

Description	Model	Oak Cherry Maple	Anigre Walnut	W	D	H	Shipping Weight	Cubic Feet
Full Face 3/4 Height Credenza, Continued	88C90203L3011C3018R3011	7433	8175	89.5	20	23	274	32
	88C90203L3011C3018R3015	7278	8005	89.5	20	23	274	32
	88C90203L3011C3018R3016	7278	8005	89.5	20	23	271	32
	88C90203L3011C3018R3017	7306	8037	89.5	20	23	274	32
	88C90203L3011C3018R3018	7433	8175	89.5	20	23	274	32
	88C90203L3015C3011R3011	7278	8005	89.5	20	23	286	32
	88C90203L3015C3011R3015	7126	7837	89.5	20	23	318	32
	88C90203L3015C3011R3016	7126	7837	89.5	20	23	318	32
	88C90203L3015C3011R3017	7153	7867	89.5	20	23	271	32
	88C90203L3015C3011R3018	7278	8005	89.5	20	23	271	32
	88C90203L3015C3015R3011	7126	7837	89.5	20	23	318	32
	88C90203L3015C3015R3016	6860	7545	89.5	20	23	311	32
	88C90203L3015C3015R3017	6999	7698	89.5	20	23	300	32
	88C90203L3015C3015R3018	7126	7837	89.5	20	23	318	32
	88C90203L3015C3016R3011*	7126	7837	89.5	20	23	318	32
	88C90203L3015C3016R3015	6860	7545	89.5	20	23	311	32
	88C90203L3015C3017R3015	6916	7608	89.5	20	23	300	32
	88C90203L3015C3017R3016	6916	7608	89.5	20	23	300	32
	88C90203L3015C3018R3015	7126	7837	89.5	20	23	318	32
	88C90203L3016C3016R3016	6860	7545	89.5	20	23	311	32
	88C90203L3016C3017R3011	7153	7867	89.5	20	23	271	32
	88C90203L3016C3017R3016	6999	7698	89.5	20	23	300	32
	88C90203L3016C3017R3018	7153	7867	89.5	20	23	271	32
	88C90203L3017C3016R3011	7153	7867	89.5	20	23	271	32
	88C90203L3018C3011R3018	7433	8175	89.5	20	23	274	32
	88C90203L3018C3015R3018	7278	8005	89.5	20	23	274	32
	88C90203L3018C3017R3015	7153	7867	89.5	20	23	271	32
	88C90203L3018C3017R3016	7153	7867	89.5	20	23	271	32
	88C90203L3018C3017R3018	7306	8037	89.5	20	23	264	32
	88C90203L3018C3018R3011	7433	8175	89.5	20	23	264	32
	88C90243L3011C3015R3017	7207	7929	89.5	24	23	282	37
	88C90243L3011C3016R3017	7207	7929	89.5	24	23	282	37
	88C90243L3011C3017R3015	7207	7929	89.5	24	23	282	37
	88C90243L3011C3017R3016	7207	7929	89.5	24	23	282	37
	88C90243L3011C3018R3011	7488	8236	89.5	24	23	271	37
	88C90243L3011C3018R3015	7391	8128	89.5	24	23	292	37
	88C90243L3011C3018R3016	7391	8128	89.5	24	23	300	37
	88C90243L3011C3018R3017	7363	8099	89.5	24	23	260	37
	88C90243L3011C3018R3018	7488	8236	89.5	24	23	271	37
	88C90243L3015C3011R3011	7391	8128	89.5	24	23	292	37
88C90243L3015C3011R3015	7224	7945	89.5	24	23	304	37	
88C90243L3015C3011R3016	7224	7945	89.5	24	23	314	37	
88C90243L3015C3011R3017	7207	7929	89.5	24	23	282	37	
88C90243L3015C3011R3018	7391	8128	89.5	24	23	292	37	
88C90243L3015C3015R3011	7224	7945	89.5	24	23	304	37	
88C90243L3015C3015R3016	7026	7730	89.5	24	23	312	37	
88C90243L3015C3015R3017	7126	7837	89.5	24	23	293	37	
88C90243L3015C3015R3018	7224	7945	89.5	24	23	304	37	

ORDERING NOTES:

The -15 open/file module can be used in place of the -16 box/file module at the same price.

The -18 open/closed module can be used in place of the -11 closed module at the same price.

Please contact customer service for other available combinations. Pedestals with box and file drawers are available with a soft-closing drawer option. Please add "S" to the model # and **\$142 list** per pedestal. e.g.88C6024LDRFS. Lateral file drawers are not available with this option.

DIMENSION KEY

W — width
D — depth
H — height of worksurface
KW— kneehole width

Dimensions are in inches and approximate.
Contact Customer Service if dimensions are critical.

CODE DESCRIPTION

3 - 3/4 height credenza
L - left-handed position
R - right-handed position
30 - 30" wide pedestal
36 - 36" wide pedestal
11 - closed bookcase
15 - top open, lateral file
16 - box, lateral file
17 - bookcase
18 - top open, closed bookcase

STANDARD FINISHES

For a complete list of standard wood finishes, please see page 9.

GROMMETS

One grommet in a standard position is optional at no charge. See page 12 for more information.

ADESSO | 3/4 HEIGHT CREDENZAS

Description	Model	Oak		W	D	H	Shipping Weight	Cubic Feet
		Cherry Maple	Anigre Walnut					
Full Face 3/4 Height Credenza, Continued	88C90243L3015C3016R3011	7224	7945	89.5	24	23	318	37
	88C90243L3015C3016R3015	7026	7730	89.5	24	23	312	37
	88C90243L3015C3017R3015	7096	7806	89.5	24	23	293	37
	88C90243L3015C3017R3016	7096	7806	89.5	24	23	293	37
	88C90243L3015C3018R3015	7224	7945	89.5	24	23	304	37
	88C90243L3016C3016R3016	7026	7730	89.5	24	23	312	37
	88C90243L3016C3017R3011	7207	7929	89.5	24	23	282	37
	88C90243L3016C3017R3016	7096	7806	89.5	24	23	293	37
	88C90243L3016C3017R3018	7207	7929	89.5	24	23	282	37
	88C90243L3017C3016R3011	7207	7929	89.5	24	23	282	37
	88C90243L3018C3011R3018	7488	8236	89.5	24	23	271	37
	88C90243L3018C3015R3018	7335	8068	89.5	24	23	292	37
	88C90243L3018C3017R3015	7207	7929	89.5	24	23	282	37
	88C90243L3018C3017R3016	7207	7929	89.5	24	23	282	37
	88C90243L3018C3017R3018	7363	8099	89.5	24	23	260	37
	88C90243L3018C3018R3011	7488	8236	89.5	24	23	271	37
	88C96203L2411C3615R3616	7669	8435	95.5	20	23	326	36.5
	88C96203L2411C3616R3611	7922	8711	95.5	20	23	307	36.5
	88C96203L2411C3616R3615	7669	8435	95.5	20	23	326	36.5
	88C96203L2411C3616R3616	7669	8435	95.5	20	23	326	36.5
	88C96203L2411C3616R3617	7794	8573	95.5	20	23	294	36.5
	88C96203L2411C3617R3611	7948	8742	95.5	20	23	262	36.5
	88C96203L2411C3617R3616	7794	8573	95.5	20	23	294	36.5
	88C96203L2411C3618R3611	8073	8882	95.5	20	23	278	36.5
	88C96203L3611C3616R2411	7922	8711	95.5	20	23	307	36.5
	88C96203L3611C3617R2411	7948	8742	95.5	20	23	262	36.5
	88C96203L3611C3618R2411	8073	8882	95.5	20	23	278	36.5
	88C96203L3615C3616R2411	7669	8435	95.5	20	23	326	36.5
	88C96203L3616C3615R2411	7669	8435	95.5	20	23	326	36.5
	88C96203L3616C3616R2411	7669	8435	95.5	20	23	326	36.5
	88C96203L3616C3617R2411	7794	8573	95.5	20	23	304	36.5
	88C96203L3617C3616R2411	7794	8573	95.5	20	23	304	36.5
	88C96203L3011C3016R3617	7794	8573	95.5	20	23	304	36.5
	88C96203L3011C3617R3016	7794	8573	95.5	20	23	304	36.5
	88C96203L3011C3618R3011*	8073	8882	95.5	20	23	290	36.5
	88C96203L3015C3611R3015	7809	8591	95.5	20	23	310	36.5
	88C96203L3015C3616R3015	7599	8359	95.5	24	23	348	40
	88C96203L3015C3617R3015	7683	8453	95.5	24	23	336	40
	88C96203L3015C3617R3016	7683	8453	95.5	24	23	336	40
	88C96203L3015C3618R3015	7809	8591	95.5	24	23	332	40
88C96203L3016C3615R3016	7599	8359	95.5	24	23	348	40	
88C96203L3016C3616R3016	7599	8359	95.5	24	23	348	40	
88C96203L3016C3616R3017	7683	8453	95.5	24	23	304	40	
88C96203L3016C3617R3011	7794	8573	95.5	24	23	304	40	
88C96203L3016C3617R3015	7683	8453	95.5	24	23	304	40	
88C96203L3016C3617R3016	7683	8453	95.5	24	23	336	40	
88C96203L3016C3617R3018	7794	8573	95.5	24	23	304	40	
88C96203L3617C3016R3016	7683	8453	95.5	24	23	336	40	



ORDERING NOTES:

The -15 open/file module can be used in place of the -16 box/file module at the same price.

The -18 open/closed module can be used in place of the -11 closed module at the same price.

Please contact customer service for other available combinations. Pedestals with box and file drawers are available with a soft-closing drawer option. Please add "S" to the model # and **\$142 list** per pedestal. e.g. 88C6024LDRFS. Lateral file drawers are not available with this option.

ORDERING PROCEDURE

To order, please specify the following:

- 1) Krug product model number
- 2) Wood species and finish
- 3) Grommet location and style if applicable.

* Indicates model illustrated by line drawing

CODE DESCRIPTION

- 3 - 3/4 height credenza
- L - left-handed position
- R - right-handed position
- 30 - 30" wide pedestal
- 36 - 36" wide pedestal
- 11 - closed bookcase
- 15 - top open, lateral file
- 16 - box, lateral file
- 17 - bookcase
- 18 - top open, closed bookcase


STANDARD FINISHES

For a complete list of standard wood finishes, please see page 9.

GROMMETS

One grommet in a standard position is optional at no charge. See page 12 for more information.

ADESSO | 3/4 HEIGHT CREDENZAS

Description	Model	Oak		W	D	H	Shipping Weight	Cubic Feet
		Cherry Maple	Anigre Walnut					
	88C96203L3617C3016R3011	7794	8573	95.5	24	23	304	40
	88C96203L3018C3611R3018	7809	8591	95.5	24	23	290	40
	88C96203L3018C3615R3018	7922	8711	95.5	24	23	332	40
	88C96203L3018C3617R3016	7794	8573	95.5	24	23	304	40
	88C96243L2411C3615R3616	7809	8591	95.5	20	23	334	36.5
	88C96243L2411C3616R3611	8089	8898	95.5	20	23	320	36.5
	88C96243L2411C3616R3615	7809	8591	95.5	20	23	334	36.5
	88C96243L2411C3616R3616	7809	8591	95.5	20	23	334	36.5
	88C96243L2411C3616R3617	7934	8729	95.5	20	23	320	36.5
	88C96243L2411C3617R3611	8089	8898	95.5	20	23	288	36.5
	88C96243L2411C3617R3616	7934	8729	95.5	20	23	320	36.5
	88C96243L2411C3618R3611	8214	9035	95.5	20	23	304	36.5
	88C96243L3611C3616R2411	8089	8898	95.5	20	23	320	36.5
	88C96243L3611C3617R2411	8089	8898	95.5	20	23	288	36.5
	88C96243L3611C3618R2411	8214	9035	95.5	20	23	304	36.5
	88C96243L3615C3616R2411	7809	8591	95.5	20	23	334	36.5
	88C96243L3616C3615R2411	7809	8591	95.5	20	23	334	36.5
	88C96243L3616C3616R2411	7809	8591	95.5	20	23	334	36.5
	88C96243L3616C3617R2411	7934	8729	95.5	20	23	320	36.5
	88C96243L3617C3616R2411	7934	8729	95.5	20	23	320	36.5
	88C96243L3011C3016R3617	7934	8729	95.5	20	23	316	36.5
	88C96243L3011C3617R3016	7934	8729	95.5	20	23	316	36.5
	88C96243L3011C3618R3011*	8214	9035	95.5	20	23	202	36.5
	88C96243L3015C3611R3015	7948	8742	95.5	20	23	222	36.5
	88C96243L3015C3616R3015	7599	8359	95.5	24	23	360	40
	88C96243L3015C3617R3015	7823	8605	95.5	24	23	328	40
	88C96243L3015C3617R3016	7823	8605	95.5	24	23	328	40
	88C96243L3015C3618R3015	7948	8742	95.5	24	23	324	40
	88C96243L3016C3615R3016	7738	8512	95.5	24	23	360	40
	88C96243L3016C3616R3016	7738	8512	95.5	24	23	360	40
	88C96243L3016C3616R3017	7823	8605	95.5	24	23	328	40
	88C96243L3016C3617R3011	7934	8729	95.5	24	23	316	40
	88C96243L3016C3617R3015	7823	8605	95.5	24	23	328	40
	88C96243L3016C3617R3016	7823	8605	95.5	24	23	328	40
	88C96243L3016C3617R3018	7934	8729	95.5	24	23	316	40
	88C96243L3617C3016R3016	7823	8605	95.5	24	23	328	40
	88C96243L3617C3016R3011	7934	8729	95.5	24	23	316	40
	88C96243L3018C3611R3018	8214	9035	95.5	24	23	290	40
	88C96243L3018C3615R3018	7948	8742	95.5	24	23	324	40
	88C96243L3018C3617R3016	7934	8729	95.5	24	23	316	40

ORDERING NOTES:

The -15 open/file module can be used in place of the -16 box/file module at the same price.

The -18 open/closed module can be used in place of the -11 closed module at the same price.

Please contact customer service for other available combinations.

Pedestals with box and file drawers are available with a soft-closing drawer option. Please add "S" to the model # and **\$142 list** per pedestal. e.g.88C6024LDRFS. Lateral file drawers are not available with this option.

DIMENSION KEY

W — width
D — depth
H — height of worksurface
KW— kneehole width

Dimensions are in inches and approximate. Contact Customer Service if dimensions are critical.

CODE DESCRIPTION

3 - 3/4 height credenza
L - left-handed position
R - right-handed position
30 - 30" wide pedestal
36 - 36" wide pedestal
11 - closed bookcase
15 - top open, lateral file
16 - box, lateral file
17 - bookcase
18 - top open, closed bookcase

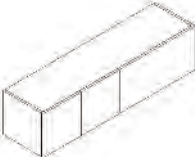
STANDARD FINISHES

For a complete list of standard wood finishes, please see page 9.

GROMMETS


One grommet in a standard position is optional at no charge. See page 12 for more information.

ADESSO | OVERHEADS

Description	Model	Oak Cherry Maple	Anigre Walnut	W	D	H	Doors	Shipping Weight	Cubic Feet
1 Hi Wall Mounted Overhead, Wood Doors 	88OHW361616	1826	2010	35.75	16	16	2	64	7.5
	88OHW421616	2005	2203	41.75	16	16	2	71	8.5
	88OHW481616	2180	2398	47.75	16	16	3	82	10
	88OHW541616	2264	2491	53.75	16	16	4	89	11
	88OHW601616	2353	2590	59.75	16	16	4	96	12
	88OHW661616	2447	2690	65.75	16	16	4	102	13
	88OHW721616	2531	2783	71.5	16	16	4	109	14.5
	88OHW781616	2683	2952	77.5	16	16	4	117	15.5
	88OHW841616	2837	3121	83.5	16	16	4	125	16.5
	88OHW901616	2989	3288	89.5	16	16	6	134	17.5
88OHW961616	3144	3458	95.5	16	16	6	146	19	


ORDERING NOTES:

All overheads include factory installed L.E.D. lights & mounting brackets. Add "P" to the end of the model number if Palette doors are required. See page 4 for tackboard fabric options and grading information.

1 Hi Wall Mounted Overhead, Back Painted Glass Doors 	88OHW361616Z	2106	2317	35.75	16	16	2	64	7.5
	88OHW421616Z	2283	2511	41.75	16	16	2	71	8.5
	88OHW481616Z	2459	2706	47.75	16	16	3	82	10
	88OHW541616Z	2544	2797	53.75	16	16	4	89	11
	88OHW601616Z	2634	2897	59.75	16	16	4	96	12
	88OHW661616Z	2725	3000	65.75	16	16	4	102	13
	88OHW721616Z	2811	3090	71.5	16	16	4	109	14.5
	88OHW781616Z	2962	3259	77.5	16	16	4	117	15.5
	88OHW841616Z	3116	3428	83.5	16	16	4	125	16.5
	88OHW901616Z	3269	3597	89.5	16	16	6	134	17.5
88OHW961616Z	3422	3766	95.5	16	16	6	146	19	

ORDERING NOTES:

All overheads include factory installed L.E.D. lights & mounting brackets. See page 4 for tackboard fabric options and grading information.

1 Hi Wall Mounted Overhead, Sliding Wood Doors 	88OSW481616	2459	2706	47.75	16	16	1	95	10
	88OSW601616	2634	2897	59.75	16	16	1	112	12
	88OSW661616	2725	3000	65.75	16	16	1	121	13
	88OSW721616	2811	3090	71.5	16	16	1	129	14.5
	88OSW781616	2962	3259	77.5	16	16	2	148	15.5
	88OSW841616	3116	3428	83.5	16	16	2	157	16.5
	88OSW901616	3269	3597	89.5	16	16	2	166	17.5
	88OSW961616	3422	3766	95.5	16	16	2	174	19

ORDERING NOTES:

All overheads include factory installed L.E.D. lights & mounting brackets. Add "P" to the end of the model number if Palette doors are required. See page 4 for tackboard fabric options and grading information.

ORDERING PROCEDURE

To order, please specify the following:

- 1) Krug product model number
- 2) Wood species and finish
- 3) Grommet location and style if applicable.

* Indicates model illustrated by line drawing

CODE DESCRIPTION

- OSW - overhead with sliding doors
 OHW - overhead with hinged doors
 Z - back-painted glass doors

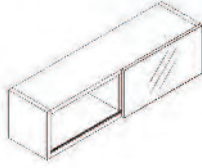
STANDARD FINISHES

For a complete list of standard wood finishes, please see page 9.

GROMMETS

One grommet in a standard position is optional at no charge. See page 12 for more information.

Description	Model	Oak		W	D	H	Doors	Shipping Weight	Cubic Feet
		Cherry Maple	Anigre Walnut						
1 Hi Wall Mounted Overhead, Sliding	88OSW481616Z	2741	3012	47.75	16	16	1	99	10
Back Painted Glass Doors	88OSW601616Z	2912	3206	59.75	16	16	1	117	12
	88OSW661616Z	3005	3306	65.75	16	16	1	126	13
	88OSW721616Z	3089	3399	71.5	16	16	1	134	14.5
	88OSW781616Z	3241	3567	77.5	16	16	2	156	15.5
	88OSW841616Z	3397	3734	83.5	16	16	2	165	16.5
	88OSW901616Z	3508	3858	89.5	16	16	2	174	17.5
	88OSW961616Z	3703	4074	95.5	16	16	2	183	19



ORDERING NOTES:

All overheads include factory installed L.E.D. lights & mounting brackets. See page 4 for tackboard fabric options and grading information.

2 Hi Wall Mounted Overhead, Hinged Wood Doors	88OHW361630	2921	3213	35.75	16	30	2	100	13
	88OHW421630	3205	3522	41.75	16	30	2	112	15
	88OHW481630	3488	3836	47.75	16	30	3	130	17
	88OHW541630	3622	3983	53.75	16	30	4	148	18.5
	88OHW601630	3767	4145	59.75	16	30	4	166	20.5
	88OHW661630	3911	4303	65.75	16	30	4	184	22.5
	88OHW721630	4049	4451	71.5	16	30	4	202	24.5
	88OHW781630	4293	4720	77.5	16	30	4	220	26.5
	88OHW841630	4538	4992	83.5	16	30	4	238	28.5
	88OHW901630	4783	5260	89.5	16	30	6	256	30.5
	88OHW961630	5030	5533	95.5	16	30	6	274	32.5



ORDERING NOTES:

All overheads include factory installed L.E.D. lights & mounting brackets. Add "P" to the end of the model number if Palette doors are required. See page 4 for tackboard fabric options and grading information.

2 Hi Wall Mounted Overhead, Back Painted Glass Doors	88OHW361630Z	3370	3706	35.75	16	30	2	100	13
	88OHW421630Z	3650	4013	41.75	16	30	2	112	15
	88OHW481630Z	3934	4329	47.75	16	30	3	130	17
	88OHW541630Z	4070	4475	53.75	16	30	4	148	18.5
	88OHW601630Z	4213	4636	59.75	16	30	4	166	20.5
	88OHW661630Z	4359	4795	65.75	16	30	4	184	22.5
	88OHW721630Z	4495	4945	71.5	16	30	4	202	24.5
	88OHW781630Z	4740	5212	77.5	16	30	4	220	26.5
	88OHW841630Z	4983	5484	83.5	16	30	4	238	28.5
	88OHW901630Z	5230	5752	89.5	16	30	6	256	30.5
	88OHW961630Z	5477	6025	95.5	16	30	6	274	32.5



ORDERING NOTES:

All overheads include factory installed L.E.D. lights & mounting brackets. See page 4 for tackboard fabric options and grading information.

DIMENSION KEY

W — width
 D — depth
 H — height of worksurface
 KW— kneehole width

Dimensions are in inches and approximate. Contact Customer Service if dimensions are critical.

CODE DESCRIPTION

OSW - overhead with sliding doors
 OHW - overhead with hinged doors
 Z - back-painted glass doors





STANDARD FINISHES

For a complete list of standard wood finishes, please see page 9.

GROMMETS

One grommet in a standard position is optional at no charge. See page 12 for more information.

ADESSO | OVERHEADS

Description	Model	Oak Cherry Maple	Anigre Walnut	W	D	H	Doors	Shipping Weight	Cubic Feet
 2 Hi Wall Mounted Overhead, Sliding Wood Doors	88OSW481630	3934	4329	47.75	16	30	1	122	17
	88OSW601630	4213	4636	59.75	16	30	1	158	20.5
	88OSW661630	4359	4795	65.75	16	30	1	175	22.5
	88OSW721630	4495	4945	71.5	16	30	1	194	24.5
	88OSW781630	4740	5212	77.5	16	30	2	211	26.5
	88OSW841630	4983	5484	83.5	16	30	2	230	28.5
	88OSW961630	5477	6025	95.5	16	30	2	256	32.5
 2 Hi Wall Mounted Overhead, Sliding Back Painted Glass Doors	88OSW481630Z	4381	4820	47.75	16	30	1	122	17
	88OSW601630Z	4661	5129	59.75	16	30	1	158	20.5
	88OSW661630Z	4807	5284	65.75	16	30	1	175	22.5
	88OSW721630Z	4941	5437	71.5	16	30	2	194	24.5
	88OSW781630Z	5185	5705	77.5	16	30	2	211	26.5
	88OSW841630Z	5432	5974	83.5	16	30	2	230	28.5
	88OSW961630Z	5925	6514	95.5	16	30	2	256	32.5
 2 Hi Wall Mounted Overhead, Wood Door, Doors/Open Below, Wood Doors	88OHW601630-1512	4048	4450	59.75	16	30	4	156	20.5
	88OHW661630-1512	4327	4761	65.75	16	30	4	174	22.5
	88OHW721630-1512	4470	4917	71.5	16	30	4	192	24.5
	88OHW781630-1512	4607	5066	77.5	16	30	4	210	26.5
	88OHW841630-1512	4852	5334	83.5	16	30	4	228	28.5
	88OHW901630-1512	5097	5607	89.5	16	30	6	246	30.5
	88OHW961630-1512	5587	6147	95.5	16	30	4	264	32.5
 2-Hi Wall Mounted Overhead - Back-Painted Glass Door, Doors / Open Below, Back-Painted Glass Door	88OHW601630-1512Z	4494	4944	59.75	16	30	4	156	20.5
	88OHW661630-1512Z	4772	5251	65.75	16	30	4	174	22.5
	88OHW721630-1512Z	4917	5410	71.5	16	30	4	192	24.5
	88OHW781630-1512Z	5052	5560	77.5	16	30	4	210	26.5
	88OHW841630-1512Z	5299	5829	83.5	16	30	4	228	28.5
	88OHW901630-1512Z	5542	6098	89.5	16	30	6	246	30.5
	88OHW961630-1512Z	6035	6639	95.5	16	30	6	264	32.5

ORDERING PROCEDURE

To order, please specify the following:

- 1) Krug product model number
- 2) Wood species and finish
- 3) Grommet location and style if applicable

* Indicates model illustrated by line drawing

CODE DESCRIPTION

OSW - overhead with sliding doors
 OHW - overhead with hinged doors
 Z - back-painted glass doors


STANDARD FINISHES

For a complete list of standard wood finishes, please see page 9.

GROMMETS

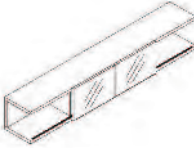
One grommet in a standard position is optional at no charge. See page 12 for more information.

ADESSO | OVERHEADS & TACKBOARD UPCHARGES

Description	Model	Oak		W	D	H	Doors	Shipping Weight	Cubic Feet
		Cherry Maple	Anigre Walnut						
 1 Hi Wall Mounted Overhead, Open End, Sliding Wood Doors	88OSOEW721616	2642	2906	71.5	16	16	1	91	14.5
	88OSOEW781616*	2752	3030	77.5	16	16	2	99	15.5
	88OSOEW841616	2865	3151	83.5	16	16	2	103	16.5
	88OSOEW901616	3047	3350	89.5	16	16	2	118	18.5
	88OSOEW961616	3229	3551	95.5	16	16	2	126	19.5
	88OSOEW1201616	3439	3779	120	16	16	2	162	24
	88OSOEW1441616	3662	4027	144	16	16	2	188	28.5

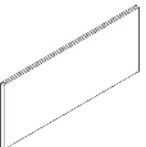
ORDERING NOTES:

All overheads include factory installed L.E.D. lights & mounting brackets. Add "P" to the end of the model number if Palette doors are required. See page 4 for tackboard fabric options and grading information.


 1 Hi Wall Mounted Overhead, Open End, Sliding Back Painted Glass Doors	88OSOEW721616Z	2865	3151	71.5	16	16	1	91	14.5
	88OSOEW781616Z*	3047	3350	77.5	16	16	2	99	15.5
	88OSOEW841616Z	3229	3551	83.5	16	16	2	103	16.5
	88OSOEW901616Z	3408	3749	89.5	16	16	2	118	18.5
	88OSOEW961616Z	3591	3951	95.5	16	16	2	126	19.5
	88OSOEW1201616Z	3911	4303	120	16	16	2	162	24
	88OSOEW1441616Z	4178	4596	144	16	16	2	188	28.5

ORDERING NOTES:

All overheads include factory installed L.E.D. lights & mounting brackets. See page 4 for tackboard fabric options and grading information.

Description	Model	1	2	3	4	5	6	7	8	9	W	H	Weight	COM
 Wall Mounted Tackboard 24" high - for Overheads	88TBOHW3624	309	343	378	431	562	688	813	945	1112	35.75	23.5	12	1.5
	88TBOHW4224	343	462	491	607	729	842	963	1113	1319	41.75	23.5	14	1.5
	88TBOHW4824	382	475	498	625	749	858	990	1140	1371	47.75	23.5	16	1.75
	88TBOHW5424	404	499	521	655	785	901	1040	1195	1440	53.75	23.5	18	1.75
	88TBOHW6024	434	580	608	758	912	1080	1248	1417	1684	59.75	23.5	20	2
	88TBOHW6624	476	647	693	843	1011	1203	1367	1562	1861	65.75	23.5	22	2
	88TBOHW7224*	522	802	834	1106	1359	1376	1579	1802	2102	71.5	23.5	26	2.25
	88TBOHW7824	574	880	917	1217	1496	1516	1738	1982	2311	77.5	23.5	28	2.5
	88TBOHW8424	672	1030	1072	1424	1749	1771	2033	2320	2703	83.5	23.5	31	2.5
	88TBOHW9024	706	1082	1128	1495	1840	1860	2137	2439	2841	89.5	23.5	33	2.75
88TBOHW9624	735	1125	1174	1555	1913	1937	2224	2539	2958	95.5	23.5	35	3	

NOTE: Use between wall mounted overheads and desk height credenza.

 Wall Mounted Tackboard 30" high - for Overheads	88TBOHW3630	370	412	453	519	675	824	976	1134	1333	35.75	30	13	1.5
	88TBOHW4230	412	512	588	728	876	1010	1158	1336	1575	41.75	30	15	1.5
	88TBOHW4830	458	570	596	748	898	1029	1188	1367	1643	47.75	30	15	1.75
	88TBOHW5430	483	598	626	787	943	1082	1249	1436	1726	53.75	30	19	1.75
	88TBOHW6030	521	695	728	909	1092	1294	1496	1701	2021	59.75	30	21	2
	88TBOHW6630	571	777	830	1012	1213	1443	1637	1873	2234	65.75	30	23	2
	88TBOHW7230*	626	959	997	1325	1629	1651	1892	2162	2519	71.5	30	27	2.25
	88TBOHW7830	688	1056	1102	1459	1796	1816	2085	2381	2774	77.5	30	28	2.5
	88TBOHW8430	807	1235	1286	1709	2099	2123	2440	2783	3243	83.5	30	32	2.5
	88TBOHW9030	848	1298	1353	1795	2207	2234	2564	2925	3409	89.5	30	34	2.75
88TBOHW9630	883	1351	1409	1870	2299	2326	2671	3044	3549	95.5	30	36	3	

NOTE: Use between wall mounted overheads and 3/4 height credenza.

DIMENSION KEY

W – width
 D – depth
 H – height of worksurface
 KW – kneehole width

Dimensions are in inches and approximate. Contact Customer Service if dimensions are critical.

CODE DESCRIPTION

OSOEW – overhead with sliding doors and open ends
 Z- back-painted glass doors

STANDARD FINISHES

For a complete list of standard wood finishes, please see page 9.

GROMMETS

One grommet in a standard position is optional at no charge. See page 12 for more information.

ADESSO | WALL MOUNTED & MAGNETIC BACK-PAINTED GLASS

Description	Model	Price	W	D	H	Shipping Weight	Cubic Feet
	88GPW3624	1720	35.75	-	23.5	48	1.5
	88GPW4224	1804	41.75	-	23.5	56	1.75
	88GPW4824	1887	47.75	-	23.5	64	2
	88GPW5424	1971	53.75	-	23.5	72	2.25
	88GPW6024	2082	59.75	-	23.5	80	2.5
	88GPW6624	2237	65.75	-	23.5	88	2.75
	88GPW7224	2391	71.5	-	23.5	96	3
	88GPW7824	2571	77.5	-	23.5	104	3.25
	88GPW8424	2740	83.5	-	23.5	112	3.5
	88GPW9024	3172	89.5	-	23.5	120	3.75
	88GPW9624	3298	95.5	-	23.5	128	4

ORDERING NOTES: Use between wall mounted overheads and desk height credenzas. Magnets are not supplied with magnetic glass. Wall mounted Back-Painted glass panels 90" and longer are 2-pieces.

	88GPW3630	2055	35.75	-	30	60	2
	88GPW4230	2166	41.75	-	30	70	2.25
	88GPW4830	2264	47.75	-	30	80	2.5
	88GPW5430	2348	53.75	-	30	90	2.75
	88GPW6030	2502	59.75	-	30	100	3.25
	88GPW6630	2698	65.75	-	30	110	3.5
	88GPW7230	2907	71.5	-	30	120	3.75
	88GPW7830	3102	77.5	-	30	130	4
	88GPW8430	3340	83.5	-	30	140	4.25
	88GPW9030	3537	89.5	-	30	150	4.75
	88GPW9630	3703	95.5	-	30	160	5

ORDERING NOTES: Use between wall mounted overheads and 3/4 height credenzas. Magnets are not supplied with back painted glass. Wall mounted Back-Painted glass panels 90" and longer are 2-pieces.

	88GPW3624M	1887	35.75	-	23.5	48	1.5
	88GPW4224M	2000	41.75	-	23.5	56	1.75
	88GPW4824M	2110	47.75	-	23.5	64	2
	88GPW5424M	2221	53.75	-	23.5	72	2.25
	88GPW6024M	2362	59.75	-	23.5	80	2.5
	88GPW6624M	2557	65.75	-	23.5	88	2.75
	88GPW7224M	2752	71.5	-	23.5	96	3
	88GPW7824M	2977	77.5	-	23.5	104	3.25
	88GPW8424M	3185	83.5	-	23.5	112	3.5
	88GPW9024M	3662	89.5	-	23.5	120	3.75
	88GPW9624M	3830	95.5	-	23.5	128	4

ORDERING NOTES: Use between wall mounted overheads and desk height credenzas. Magnets are not supplied with magnetic glass. Wall mounted Back-Painted glass panels 90" and longer are 2-pieces.

	88GPW3630M	2264	35.75	-	30	60	2
	88GPW4230M	2404	41.75	-	30	70	2.25
	88GPW4830M	2530	47.75	-	30	80	2.5
	88GPW5430M	2654	53.75	-	30	90	2.75
	88GPW6030M	2837	59.75	-	30	100	3.25
	88GPW6630M	3075	65.75	-	30	110	3.5
	88GPW7230M	3324	71.5	-	30	120	3.75
	88GPW7830M	3565	77.5	-	30	130	4
	88GPW8430M	3843	83.5	-	30	140	4.25
	88GPW9030M	4079	89.5	-	30	150	4.75
	88GPW9630M	4289	95.5	-	30	160	5

ORDERING NOTES: Use between wall mounted overheads and 3/4 height credenzas. Magnets are not supplied with back painted glass. Wall mounted Back-Painted glass panels 90" and longer are 2-pieces.

ORDERING PROCEDURE

To order, please specify the following:

- 1) Krug product model number
- 2) Wood species and finish
- 3) Grommet location and style if applicable

* Indicates model illustrated by line drawing

CODE DESCRIPTION

M - magnetic back-painted glass
WP - panel wall

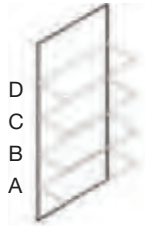
STANDARD FINISHES

For a complete list of standard wood finishes, please see page 9.

GROMMETS

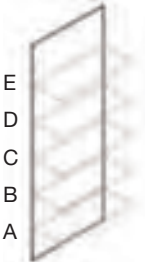
One grommet in a standard position is optional at no charge. See page 12 for more information.

Description	Model	Oak Cherry Maple	Anigre Walnut	W	D	H	Shipping Weight	Cubic Feet
5 Hi Panel Walls	88WP3069	1175	1291	30	1.5	69	60	5.25
	88WP3669	1385	1523	36	1.5	69	70	6.25
	38WP4269	1636	1800	42	1.5	69	80	7.25



ORDERING NOTES: Panel Wall can be plain or machined to accommodate shelves in any of the locations shown. Please specify each location by adding the appropriate suffix to the model #. e.g. 2 shelves, one in location B and on in location D would be 88WP3069BD Please order the shelf type and number of shelves required from page 67 Wall mounting brackets are included.

6 Hi Panel Wall	88WP3083	1650	1814	30	1.5	83	68	6.25
	88WP3683	1845	2030	36	1.5	83	81	7.5
	88WP4283	2068	2275	42	1.5	83	95	8.5



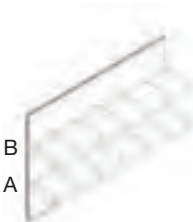
ORDERING NOTES: Panel Wall can be plain or machined to accommodate shelves in any of the locations shown. Please specify each location by adding the appropriate suffix to the model #. e.g. 2 shelves, one in location B and on in location D would be 88WP3069BD Please order the shelf type and number of shelves required from page 67. Wall mounting brackets are included.

Panel Wall - 24" high	88WP4824	741	817	48	1.5	23.5	40	3.25
	88WP6024	894	985	60	1.5	23.5	46	4
	88WP7224	1050	1154	72	1.5	23.5	53	4.75
	88WP8424	1231	1353	84	1.5	23.5	60	5.5
	88WP9024	1412	1552	90	1.5	23.5	65	5.75
	88WP9624	1593	1752	96	1.5	23.5	72	6.25
	88WP10824	1816	1999	108	1.5	23.5	81	5.25
	88WP12024	2139	2352	120	1.5	23.5	90	5.75



ORDERING NOTES: Panel Wall can be plain or machined to accommodate shelves in any of the locations shown. Please specify each location by adding the appropriate suffix to the model #. e.g. 2 shelves, one in locations B and on in location D would be 88WP3069BD Please order the shelf type and number of shelves required from page 67. Use between Full Height Credenzas and Wall Mounted Overheads. 108" & 120" Panel Walls are shipped in two pieces. Wall mounting brackets are included.

Panel Wall - 40" high	88WP4840	1008	1108	48	1.5	40	60	5.25
	88WP6040	1134	1247	60	1.5	40	73	6.25
	88WP7240	1286	1416	72	1.5	40	86	7.5
	88WP8440	1442	1583	84	1.5	40	99	8.75
	88WP9040	1608	1770	90	1.5	40	110	9.25
	88WP9640	1816	1999	96	1.5	40	118	9.75
	88WP10840	2139	2352	108	1.5	40	132	8.25
	88WP12040	2488	2736	120	1.5	40	147	9



ORDERING NOTES: Panel Wall can be plain or machined to accommodate shelves in any of the locations shown. Please specify each location by adding the appropriate suffix to the model #. e.g. 2 shelves, one in locations B and on in location D would be 88WP3069BD Please order the shelf type and number of shelves required from page 67. Use with Full Height Credenzas to obtain 5hi height. 108" & 120" Panel Walls are shipped in two pieces. Wall mounting brackets are included.

DIMENSION KEY

- W — width
- D — depth
- H — height of worksurface
- KW— kneehole width

Dimensions are in inches and approximate. Contact Customer Service if dimensions are critical.


CODE DESCRIPTION

- M - magnetic back-painted glass
- WP - panel wall
- D - divider


BACK PAINTED GLASS

Standard finish is white. Please see page 15 for options on back painted glass.


ADESSO | PANEL WALLS

Description	Model	Oak Cherry Maple	Anigre Walnut	W	D	H	Shipping Weight	Cubic Feet	
 C B A	Panel Wall - 53" high	88WP4853	1189	1308	48	1.5	53	79	6.75
		88WP6053	1356	1493	60	1.5	53	92	8.25
		88WP7253	1551	1708	72	1.5	53	105	9.75
		88WP8453	1760	1937	84	1.5	53	118	11.25
		88WP9053	1956	2152	90	1.5	53	131	12
		88WP9653	2166	2383	96	1.5	53	144	12.75
		88WP10853	2362	2598	108	1.5	53	162	10.25
		88WP12053	2627	2888	120	1.5	53	180	12

ORDERING NOTES: Panel Wall can be plain or machined to accommodate shelves in any of the locations shown. Please specify each location by adding the appropriate suffix to the model #. e.g. 2 shelves, one in locations B and on in location D would be 88WP3069BD Please order the shelf type and number of shelves required from page 67. Use with Full Height Credenzas to obtain 6hi height. 108" & 120" Panel Walls are shipped in two pieces. Wall mounting brackets are included.

 B A	Panel Wall - 30" high	88WP4830	825	909	48	1.5	30	49	4
		88WP6030	953	1045	60	1.5	30	58	4.75
		88WP7230	1106	1216	72	1.5	30	67	5.75
		88WP8430	1286	1416	84	1.5	30	75	6.75
		88WP9030	1470	1616	90	1.5	30	88	7
		88WP9630	1650	1814	96	1.5	30	93	7.5
		88WP10830	1887	2077	108	1.5	30	105	6.25
		88WP12030	2194	2415	120	1.5	30	118	7

ORDERING NOTES: Panel Wall can be plain or machined to accommodate shelves in any of the locations shown. Please specify each location by adding the appropriate suffix to the model #. e.g. 2 shelves, one in locations B and on in location D would be 88WP3069BD Please order the shelf type and number of shelves required from page 67. Use between 3/4 Height Credenzas and Wall Mounted Overheads. 108" & 120" Panel Walls are shipped in two pieces. Wall mounting brackets are included. Please note that shelves in A position can not be used when a runoff for 3/4 Height Credenzas is selected.

 C B A	Panel Wall - 46" high	88WP4846	1050	1154	48	1.5	46	70	5.75
		88WP6046	1175	1291	60	1.5	46	82	7.25
		88WP7246	1328	1460	72	1.5	46	94	8.5
		88WP8446	1481	1629	84	1.5	46	106	9.75
		88WP9046	1650	1814	90	1.5	46	118	10.5
		88WP9646	1859	2046	96	1.5	46	130	11.25
		88WP10846	2180	2398	108	1.5	46	147	9.25
		88WP12046	2530	2782	120	1.5	46	163	10

ORDERING NOTES: Panel Wall can be plain or machined to accommodate shelves in any of the locations shown. Please specify each location by adding the appropriate suffix to the model #. e.g. 2 shelves, one in locations B and on in location D would be 88WP3069BD Please order the shelf type and number of shelves required from page 67. Use with 3/4 Height Credenzas to obtain 5Hi height. 108" & 120" Panel Walls are shipped in two pieces. Wall mounting brackets are included. Please note that shelves in A position can not be used when a runoff for 3/4 Height Credenzas is selected.

ORDERING PROCEDURE

To order, please specify the following:

- 1) Krug product model number
- 2) Wood species and finish
- 3) Grommet location and style if applicable.

* Indicates model illustrated by line drawing

CODE DESCRIPTION

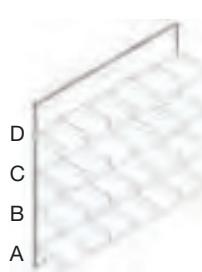
- M - magnetic back-painted glass
- WP - panel wall
- D - divider

STANDARD FINISHES

For a complete list of standard wood finishes, please see page 9.


GROMMETS

One grommet in a standard position is optional at no charge. See page 12 for more information.

Description	Model	Oak		W	D	H	Shipping Weight	Cubic Feet
		Cherry Maple	Anigre Walnut					
Panel Wall - 59" high 	88WP4859	1231	1353	48	1.5	59	78	7.5
	88WP6059	1398	1539	60	1.5	59	96	9
	88WP7259	1593	1752	72	1.5	59	114	10.75
	88WP8459	1804	1983	84	1.5	59	132	12.5
	88WP9059	2000	2199	90	1.5	59	152	13.25
	88WP9659	2209	2427	96	1.5	59	170	14.25


ORDERING NOTES:

Panel Wall can be plain or machined to accommodate shelves in any of the locations shown. Please specify each location by adding the appropriate suffix to the model #. e.g. 2 shelves, one in locations B and on in location D would be 88WP3069BD Please order the shelf type and number of shelves required from below. Use with 3/4 Height Credenzas to obtain 6Hi height. 108" & 120" Panel Walls are shipped in two pieces. Wall mounting brackets are included.
Please note that shelves in A position can not be used when a runoff for 3/4 Height Credenzas is selected.

Panel Wall Shelf 	Model	Oak		W	D	H	Shipping Weight	Cubic Feet
		Cherry Maple	Anigre Walnut					
	88WPS30	407	448	30	12	1.13	9.75	1.0
	88WPS36	421	462	36	12	1.13	11.75	1.1
	88WPS42	434	478	42	12	1.13	13.75	1.2
	88WPS48	449	494	48	12	1.13	15.75	1.3
	88WPS54	476	524	54	12	1.13	17.75	1.4
	88WPS60	504	554	60	12	1.13	19.75	1.5
	88WPS72	588	646	72	12	1.13	23.75	1.7
	88WPS84	672	738	84	12	1.13	27.75	1.9
	88WPS90	754	831	90	12	1.13	29.75	2.0
	88WPS96	883	969	96	12	1.13	31.75	2.1

ORDERING NOTES:

Shelves and Shelves with dividers can be intermixed on the same Panel Wall both horizontally or vertically.

Panel Wall Shelf with Dividers 	Model	Oak		W	D	H	Shipping Weight	Cubic Feet
		Cherry Maple	Anigre Walnut					
	88WPSD30	797	878	30	12	3	13	1.2
	88WPSD36	811	892	36	12	3	15	1.4
	88WPSD42	839	922	42	12	3	18	1.5
	88WPSD48	867	955	30	12	3	20	1.7
	88WPSD54	894	985	54	12	3	22.75	1.8
	88WPSD60	939	1031	60	12	3	25.25	2.0
	88WPSD72	1061	1169	72	12	3	30.75	2.2
	88WPSD84	1203	1321	84	12	3	35	2.5
	88WPSD90	1343	1476	90	12	3	37.25	2.7
	88WPSD96	1496	1646	96	12	3	40.0	2.8

ORDERING NOTES:

Shelves and Shelves with dividers can be intermixed on the same Panel Wall both horizontally or vertically.

DIMENSION KEY

W — width
D — depth
H — height of worksurface
KW— kneehole width

Dimensions are in inches and approximate. Contact Customer Service if dimensions are critical.



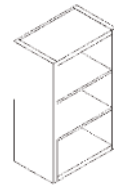


CODE DESCRIPTION

M - magnetic back-painted glass
WP - panel wall
D - divider

BACK PAINTED GLASS

Standard finish is white. Please see page 15 for options on back painted glass.

ADESSO | PIERS

Description	Model	Oak		W	D	H	Shipping Weight	Cubic Feet
		Cherry Maple	Anigre Walnut					
 Sliding Door Wall Units	88BWC601640	8369	9203	60	16	40	207	23.5
	88BWC721640	8493	9342	72	16	40	245	28
	88BWC841640	8732	9603	84	16	40	278	32.5
	88BWC961640	8955	9851	96	16	40	312	37.5
	88BWC602040	8453	9297	60	20	40	248	31
	88BWC722040	8619	9482	72	20	40	294	37
	88BWC842040	8842	9728	84	20	40	334	43.5
	88BWC962040	9074	9981	96	20	40	375	49.5
 Pier Paper Manager, 3 Drawers/Open	88PR241640146	2307	2538	24	16	40	80	11.25
	88PR241646146	2376	2613	24	16	46	95	12.75
	88PR241653146	2459	2706	24	16	53	110	14.75
	88PR241659146	2544	2797	24	16	59	125	16.5
 Pier Open	88PR24164017	1804	1983	24	16	40	107	11.25
	88PR24164617	1873	2060	24	16	46	115	12.75
	88PR24165317	1956	2152	24	16	53	126	14.75
	88PR24165917	2039	2244	24	16	59	135	16.5
 Pier Closed, Hinged Wood Door	88PR24164011L	2027	2230	24	16	40	123	11.25
	88PR24164011R	2027	2230	24	16	40	123	11.25
	88PR24164611L	2123	2337	24	16	46	134	12.75
	88PR24164611R	2123	2337	24	16	46	134	12.75
	88PR24165311L	2221	2445	24	16	53	148	14.75
	88PR24165311R	2221	2445	24	16	53	148	14.75
	88PR24165911L	2320	2550	24	16	59	159	16.5
	88PR24165911R	2320	2550	24	16	59	159	16.5
 Pier Closed, Hinged Back Painted Glass Door	88PR24164011ZL	2516	2768	24	16	40	130	11.25
	88PR24164011ZR	2516	2768	24	16	40	130	11.25
	88PR24164611ZL	2614	2874	24	16	46	142	12.75
	88PR24164611ZR	2614	2874	24	16	46	142	12.75
	88PR24165311ZL	2710	2983	24	16	53	156	14.75
	88PR24165311ZR	2710	2983	24	16	53	156	14.75
	88PR24165911ZL	2810	3089	24	16	59	168	16.5
	88PR24165911ZR	2810	3089	24	16	59	168	16.5

ORDERING PROCEDURE

To order, please specify the following:
 1) Krug product model number
 2) Wood species and finish

CODE DESCRIPTION


146 - open pier with 3 drawers
 17 - open pier
 11 - closed pier
 L - left hinged
 R - right hinged
 Z - back-painted glass

STANDARD FINISHES

For a complete list of standard wood finishes, please see page 9.


LOCKS

Locks are available on hinged wood door overheads at an upcharge of **\$142 list** per set of (2) doors. Glass door overheads cannot be specified with locks

Description	Model	Oak		W	D	H	Shipping Weight	Cubic Feet
		Cherry Maple	Anigre Walnut					
 5 Hi Hutch, Hinged Wood Doors	88HT601640	3572	3931	59.75	16	40	144	23.5
	88HT661640	3886	4276	65.75	16	40	155	26
	88HT721640	4202	4620	71.5	16	40	167	28
	88HT781640	4513	4964	77.5	16	40	178	30.5
	88HT841640	4828	5309	83.5	16	40	190	32.5
	88HT901640	5162	5678	89.5	16	40	202	35
	88HT961640	5518	6071	95.5	16	40	214	37.5


ORDERING NOTES:

All hutches include factory installed L.E.D. lights & mounting brackets. Add "P" to the end of the model number if Palette doors are required. To specify a Voice/Power/Data module with any hutch, please add a "W" to the end of the model number and a **\$234 list upcharge**, e.g. 88HT601653W. Please see chart on page 70 for other tackboard price grades.

 5 Hi Hutch, Hinged Back Painted Glass Doors	88HT601640Z	4119	4533	59.75	16	40	144	23.5
	88HT661640Z	4481	4930	65.75	16	40	155	26
	88HT721640Z	4842	5327	71.5	16	40	167	28
	88HT781640Z	5207	5727	77.5	16	40	178	30.5
	88HT841640Z	5567	6124	83.5	16	40	190	32.5
	88HT901640Z	5938	6532	89.5	16	40	202	35
	88HT961640Z	6301	6930	95.5	16	40	214	37.5


ORDERING NOTES:

All hutches include factory installed L.E.D. lights & mounting brackets. To specify a Voice/Power/Data module with any hutch, please add a "W" to the end of the model number and a **\$234 list upcharge**, e.g. 88HT601653W. Please see chart on page 70 for other tackboard price grades.

 6 Hi Hutch, Hinged Wood Doors	88HT601653	3951	4345	59.75	16	53	197	31
	88HT661653	4413	4854	65.75	16	53	211	34.5
	88HT721653	4871	5359	71.5	16	53	235	37.5
	88HT781653	5332	5865	77.5	16	53	251	40.5
	88HT841653	5793	6373	83.5	16	53	268	43.5
	88HT901653	6246	6869	89.5	16	53	285	46.5
	88HT961653	6706	7375	95.5	16	53	302	49.5

ORDERING NOTES:

All hutches include factory installed L.E.D. lights & mounting brackets. Add "P" to the end of the model number if Palette doors are required. To specify a Voice/Power/Data module with any hutch, please add a "W" to the end of the model number and a **\$234 list upcharge**, e.g. 88HT601653W. Please see chart on page 70 for other tackboard price grades.

 6 Hi Hutch, Hinged Back Painted Glass Doors	88HT601653Z	4558	5010	59.75	16	53	197	31
	88HT661653Z	5088	5597	65.75	16	53	211	34.5
	88HT721653Z	5621	6181	71.5	16	53	235	37.5
	88HT781653Z	6152	6767	77.5	16	53	251	40.5
	88HT841653Z	6685	7353	83.5	16	53	268	43.5
	88HT901653Z	7224	7945	89.5	16	53	285	46.5
	88HT961653Z	7755	8529	95.5	16	53	302	49.5

ORDERING NOTES:

All hutches include factory installed L.E.D. lights & mounting brackets. To specify a Voice/Power/Data module with any hutch, please add a "W" to the end of the model number and a **\$234 list upcharge**, e.g. 88HT601653W. Please see chart on page 70 for other tackboard price grades.

DIMENSION KEY

W - width
D - depth
H - height

CODE DESCRIPTION

146 - open pier with 3 drawers
17 - open pier
11 - closed pier
Z - back-painted glass
PM - paper manager

STANDARD FINISHES

For a complete list of standard wood finishes, please see page 9.

LOCKS

Locks are available on hinged wood door overheads at an upcharge of **\$142 list** per set of (2) doors. Glass door overheads cannot be specified with locks.

ADESSO | HUTCH TACKBOARD FABRIC UPGRADE, KEYBOARD & ACCESSORIES

Hutches include a tackboard, priced at Gr 1/COM. Use this chart to get the upcharges for tackboard fabrics graded 2-9, and add it to the list price of the hutch

Fabric Grades

	2	3	4	5	6	7	8	9	Yardage
60" Tackboard	134	287	434	588	741	894	741	894	2
66" Tackboard	154	333	484	647	807	948	807	948	2
72" Tackboard	185	395	577	777	961	1147	961	1147	2.25
78" Tackboard	217	465	682	904	1120	1340	1120	1340	2.5
84" Tackboard	258	539	797	1054	1312	1569	1312	1569	2.5
90" Tackboard	267	558	830	1094	1362	1629	1362	1629	2.75
96" Tackboard	278	582	863	1140	1418	1696	1418	1696	3

Description	Model	Oak Cherry Maple	Anigre Walnut	W	D	H	Shipping Weight	Cubic Feet
Paper Manager with Drawers	88PM18122001	944	1039	18	12	19.75	50	3



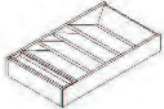
Drawer Organizer with Pencil Tray	88DO3215	386		32.25	15	4	12	1.5
-----------------------------------	----------	-----	--	-------	----	---	----	-----



ORDERING NOTES:

For use in 3" x 36" box drawers

Paper Sorter with Pencil Tray	88PS3215	430		32.25	15	4	16	1.5
-------------------------------	----------	-----	--	-------	----	---	----	-----



Articulating Keyboard with Palm Rest & Mouse Tray	88KBMT1912	448		27	-	7	20	2
---------------------------------------------------	------------	-----	--	----	---	---	----	---



Height Adjustable Table Programmable Display- 4 Position Memory	88HAPD	349		-	-	-	-	-
-----------------------------------------------------------------	--------	-----	--	---	---	---	---	---





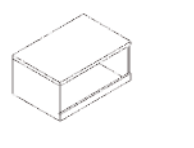
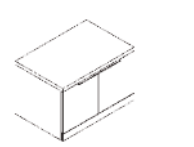


ORDERING PROCEDURE

To order, please specify the following:

- 1) Krug product model number
- 2) Wood species and finish

STANDARD FINISHES

For a complete list of standard wood finishes, please see page 9.

Description	Model	Oak		W	D	H	Shipping Weight	Cubic Feet
		Cherry Maple	Anigre Walnut					
 1 Hi Storage Unit, Lateral File	88ST30201701	1608	1770	29.75	20	17	110	7
	88ST30241701	1636	1800	29.75	24	17	120	8.25
	88ST36201701*	1663	1830	35.75	20	17	112	8.25
	88ST36241701	1692	1860	35.75	24	17	124	9.75
 1 Hi Storage Unit, Closed Bookcase	88ST30201711	1748	1922	29.75	20	17	62	7
	88ST30241711	1775	1953	29.75	24	17	72	8.25
	88ST36201711*	1804	1983	35.75	20	17	66	8.25
	88ST36241711	1832	2014	35.75	24	17	76	9.75
 1 Hi Storage Unit, Open Bookcase	88ST30201717	1677	1845	29.75	20	17	52	7
	88ST30241717	1705	1875	29.75	24	17	62	8.25
	88ST36201717*	1733	1907	35.75	20	17	56	8.25
	88ST36241717	1760	1937	35.75	24	17	66	9.75
 1.5 Hi Storage Unit, Closed Bookcase	88ST30202311	2180	2398	29.75	20	23	92	9.25
	88ST30242311	2209	2427	29.75	24	23	96	11
	88ST36202311*	2237	2459	35.75	20	23	94	11
	88ST36242311	2264	2491	35.75	24	23	98	13
 1.5 Hi Storage Unit, Open/Lateral File	88ST30202315	2068	2275	29.75	20	23	135	9.25
	88ST30242315	2095	2307	29.75	24	23	155	11
	88ST36202315*	2123	2337	35.75	20	23	137	11
	88ST36242315	2152	2369	35.75	24	23	149	13
 1.5 Hi Storage Unit, Lateral Box/Lateral File	88ST30202316	2000	2199	29.75	20	23	145	9.25
	88ST30242316	2027	2230	29.75	24	23	165	11
	88ST36202316*	2055	2259	35.75	20	23	147	11
	88ST36242316	2082	2289	35.75	24	23	159	13

ORDERING NOTES:

Box and pedestal file drawers are available with a soft-closing drawer option. Please add 'S' to the end of the model number and **add \$142**. e.g. 88ST36241316S.

DIMENSION KEY

W - width
D - depth
H - height

CODE DESCRIPTION

01 - lateral file
11 - closed bookcase
17 - open bookcase
16 - lateral box, lateral file
15 - open, lateral file


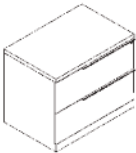
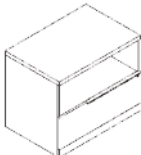



STANDARD FINISHES

For a complete list of standard wood finishes, please see page 9.

STORAGE BOOKCASES

Shelves are adjustable in 1.25" increments.

ADESSO | STORAGE

Description	Model	Oak Cherry Maple	Anigre Walnut	W	D	H	Shipping Weight	Cubic Feet
 1.5 Hi Storage Unit, Open Bookcase	88ST30202317	2110	2323	29.75	20	23	82	9.25
	88ST30242317	2139	2352	29.75	24	23	86	11
	88ST36202317*	2166	2383	35.75	20	23	84	11
	88ST36242317	2194	2415	35.75	24	23	88	13
 2 Hi Storage Unit, Lateral File	88ST30203001	3165	3482	29.75	20	29.5	194	11.5
	88ST30243001	3207	3524	29.75	24	29.5	180	13.75
	88ST36203001*	3288	3618	35.75	20	29.5	198	13.75
	88ST36243001	3332	3667	35.75	24	29.5	184	16.25
 2 Hi Storage Unit, Open/Lateral File	88ST30203015	3369	3705	29.75	20	29.5	174	11.5
	88ST30243015	3408	3749	29.75	24	29.5	160	13.75
	88ST36203015*	3520	3873	35.75	20	29.5	178	13.75
	88ST36243015	3565	3919	35.75	24	29.5	164	16.25
 2 Hi Storage Unit, Closed Bookcase	88ST30203011	2421	2663	29.75	20	29.5	102	11.5
	88ST30243011	2455	2702	29.75	24	29.5	106	13.75
	88ST36203011*	2503	2752	35.75	20	29.5	104	13.75
	88ST36243011	2545	2798	35.75	24	29.5	108	16.25
 2 Hi Storage Unit, Open Bookcase	88ST30203017	1818	2000	29.75	20	29.5	xx	11.5
	88ST30243017	1854	2039	29.75	24	29.5	xx	13.75
	88ST36203017*	1893	2083	35.75	20	29.5	xx	13.75
	88ST36243017	1929	2121	35.75	24	29.5	xx	16.25
 4 Hi Lateral File	88ST36205501	4801	5281	35.75	20	55	176	25
	88ST36245501*	4946	5441	35.75	24	55	196	30

ORDERING PROCEDURE

To order, please specify the following:

- 1) Krug product model number
- 2) Wood species and finish

CODE DESCRIPTION




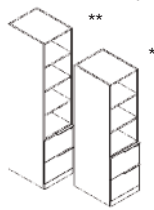
01 - lateral file
 15 - open, lateral file
 17 - open bookcase
 11 - closed bookcase

STANDARD FINISHES

For a complete list of standard wood finishes, please see page 9.

STORAGE BOOKCASES

Shelves are adjustable in 1.25" increments.

Description	Model	Oak		W	D	H	Shipping Weight	Cubic Feet
		Cherry Maple	Anigre Walnut					
 Bookcase, Open Shelves	88BC301655	3605	3965	29.75	16	55	64	17.5
	88BC361655*	3758	4134	35.75	16	55	72	21
	88BC301669	3856	4242	29.75	16	69	100	22
	88BC361669	4010	4412	35.75	16	69	112	26
	88BC301683	4122	4535	29.75	16	83	136	26
	88BC361683	4276	4701	35.75	16	83	148	31
 5 & 6 - Hi Storage Unit Closed Bookcase	88ST19206911L	3085	3395	18.75	20	69	118	16.75
	88ST19206911R	3085	3395	18.75	20	69	118	16.75
	88ST19246911L	3159	3474	18.75	24	69	132	20
	88ST19246911R	3159	3474	18.75	24	69	132	20
	88ST19208311L	3601	3962	18.75	20	83	148	20
	88ST19208311R	3601	3962	18.75	20	83	148	20
	88ST19248311L	3648	4011	18.75	24	83	160	24
	88ST19248311R	3648	4011	18.75	24	83	160	24
 5&6 Hi Storage Unit, Closed Bookcase, Back-Painted Glass Doors	88ST19206911LZ	4066	4472	18.75	20	69	118	16.75
	88ST19206911RZ	4066	4472	18.75	20	69	118	16.75
	88ST19246911LZ	4135	4549	18.75	24	69	132	20
	88ST19246911RZ	4135	4549	18.75	24	69	132	20
	88ST19208311LZ	4498	4949	18.75	20	83	148	20
	88ST19208311RZ	4498	4949	18.75	20	83	148	20
	88ST19248311LZ	4568	5027	18.75	24	83	160	24
	88ST19248311RZ	4568	5027	18.75	24	83	160	24
 5 & 6 Hi Storage Unit, 2 File, Remainder Open	88ST19206990	2627	2888	18.75	20	69	174	18
	88ST19246990	2740	3012	18.75	24	69	186	20.5
	88ST19208390	2893	3182	18.75	20	83	197	18
	88ST19248390	3005	3306	18.75	24	83	213	20.5

ORDERING NOTES:

Box and pedestal file drawers are available with a soft-closing drawer option. Please add 'S' to the end of the model number and **add \$142**. e.g. 88ST19248390S.

DIMENSION KEY

W - width
D - depth
H - height

CODE DESCRIPTION

11 - closed bookcase
L - hinged left
R - hinged right
90 - file/file, remainder open

STANDARD FINISHES

For a complete list of standard wood finishes, please see page 9.

STORAGE BOOKCASES

Shelves are adjustable in 1.25" increments.

ADESSO | STORAGE

Description	Model	Oak		W	D	H	Shipping Weight	Cubic Feet
		Cherry Maple	Anigre Walnut					
5 & 6 Hi Storage Unit, 2 File, Remainder Closed	88ST19206991L	2671	2937	18.75	20	69	189	18
	88ST19206991R	2671	2937	18.75	20	69	189	18
	88ST19246991L	2781	3058	18.75	24	69	201	20.5
	88ST19246991R	2781	3058	18.75	24	69	201	20.5
	88ST19208391L	2934	3227	18.75	20	83	212	18
	88ST19208391R	2934	3227	18.75	20	83	212	18
	88ST19248391L	3047	3350	18.75	24	83	225	20.5
	88ST19248391R	3047	3350	18.75	24	83	225	20.5



ORDERING NOTES:

Box and pedestal file drawers are available with a soft-closing drawer option. Please add 'S' to the end of the model number and **add \$142**. e.g. 88ST19248391RS.

5 & 6 Hi Storage Unit, 2 File, Remainder Closed Back Painted Glass Doors	88ST19206991LZ	3229	3551	18.75	20	69	189	18
	88ST19206991RZ	3229	3551	18.75	20	69	189	18
	88ST19246991LZ	3340	3674	18.75	24	69	201	20.5
	88ST19246991RZ	3340	3674	18.75	24	69	201	20.5
	88ST19208391LZ	3492	3842	18.75	20	83	212	18
	88ST19208391RZ	3492	3842	18.75	20	83	212	18
	88ST19248391LZ	3605	3965	18.75	24	83	225	20.5
	88ST19248391RZ	3605	3965	18.75	24	83	225	20.5



ORDERING NOTES:

Box and pedestal file drawers are available with a soft-closing drawer option. Please add 'S' to the end of the model number and **add \$142** e.g. 88ST19248391RZS.

5 & 6 Hi Storage, 2 Lateral Files, Remainder Closed	88ST30206904	4651	5119	29.75	20	69	213	27
	88ST30246904	4738	5210	29.75	24	69	255	33
	88ST36206904	4847	5332	35.75	20	69	260	32
	88ST36246904	4932	5425	35.75	24	69	306	38
	88ST30208304	5280	5809	29.75	20	83	246	32.5
	88ST30248304	5393	5931	29.75	24	83	291	38.5
	88ST36208304	5574	6132	35.75	20	83	297	39
	88ST36248304	5686	6254	35.75	24	83	351	46



5 & 6 Hi Storage Unit, 2 Lateral Files, Remainder Closed Back Painted Glass Doors	88ST30206904Z	5491	6040	29.75	20	69	213	27
	88ST30246904Z	5574	6132	29.75	24	69	255	33
	88ST36206904Z	5686	6254	35.75	20	69	260	32
	88ST36246904Z	5769	6347	35.75	24	69	306	38
	88ST30208304Z	6119	6732	29.75	20	83	246	32.5
	88ST30248304Z	6231	6854	29.75	24	83	291	38.5
	88ST36208304Z	6413	7054	35.75	20	83	297	39
	88ST36248304Z	6525	7176	35.75	24	83	351	46



ORDERING PROCEDURE

To order, please specify the following:


- 1) Krug product model number
- 2) Wood species and finish


CODE DESCRIPTION


- 91 - file/file, remainder closed
- 04 - lateral file, remainder closed
- L - hinged left
- R - hinged right
- Z - back-painted glass


STANDARD FINISHES

For a complete list of standard wood finishes, please see page 9.

Description	Model	Oak		W	D	H	Shipping Weight	Cubic Feet
		Cherry Maple	Anigre Walnut					
 5 & 6 Hi Storage, 2 Lateral Files, Remainder Open	88ST30206903	4373	4812	29.75	20	69	190	27
	88ST30246903	4457	4904	29.75	24	69	202	33
	88ST36206903	4568	5027	35.75	20	69	207	32
	88ST36246903	4651	5119	35.75	24	69	219	38
	88ST30208303	4960	5457	29.75	20	83	240	32.5
	88ST30248303	5073	5579	29.75	24	83	252	38.5
	88ST36208303	5253	5778	35.75	20	83	257	39
	88ST36248303	5365	5901	35.75	24	83	269	46

 5 & 6 Hi Storage Unit, 2 Closed, Remainder Open	88ST30206913	4513	4964	29.75	20	69	180	27
	88ST30246913	4597	5055	29.75	24	69	192	33
	88ST36206913	4709	5180	35.75	20	69	197	32
	88ST36246913	4793	5272	35.75	24	69	209	38
	88ST30208313	5100	5610	29.75	20	83	230	32.5
	88ST30248313	5211	6246	29.75	24	83	242	38.5
	88ST36208313	5393	5931	35.75	20	83	247	39
88ST36248313	5504	6055	35.75	24	83	269	46	

 5 & 6 Hi Storage Unit, 2 Closed Back Painted Glass Doors, Remainder Open	88ST30206913Z	4793	5272	29.75	20	69	180	27
	88ST30246913Z	4877	5364	29.75	24	69	192	33
	88ST36206913Z	4987	5487	35.75	20	69	197	32
	88ST36246913Z	5129	5640	35.75	24	69	209	38
	88ST30208313Z	5378	5916	29.75	20	83	230	32.5
	88ST30248313Z	5491	6040	29.75	24	83	242	38.5
	88ST36208313Z	5671	6238	35.75	20	83	247	39
88ST36248313Z	5784	6363	35.75	24	83	269	46	

 5 & 6 Hi Storage Unit, 4 File, Remainder Closed	88ST30206907	4079	4488	29.75	20	69	220	27
	88ST30246907	4178	4596	29.75	24	69	230	33
	88ST36206907	4331	4766	35.75	20	69	230	32
	88ST36246907	4429	4871	35.75	24	69	240	38
	88ST30208307	4457	4904	29.75	20	83	235	32.5
	88ST30248307	4553	5008	29.75	24	83	245	38.5
	88ST36208307	4721	5195	35.75	20	83	245	39
	88ST36248307	4820	5303	35.75	24	83	255	46

DIMENSION KEY

W - width
D - depth
H - height

CODE DESCRIPTION

03 - lateral file, remainder open
13 - 2 closed bookcase, remainder open
Z - back-painted glass
07 - 4 lateral file, remainder closed

STANDARD FINISHES

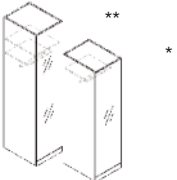
For a complete list of standard wood finishes, please see page 9.

ADESSO | WARDROBES

Description	Model	Oak Cherry Maple	Anigre Walnut	W	D	H	Shipping Weight	Cubic Feet
5 & 6 - Hi Single Width Wardrobe	88WR19246902L	3185	3502	18.75	24	69	132	20.5
	88WR19246902R	3185	3502	18.75	24	69	132	20.5
	88WR19248302L	3369	3705	18.75	24	83	153	20.5
	88WR19248302R	3369	3705	18.75	24	83	153	20.5



5 & 6 - Hi Single Width Wardrobe Back-Painted Glass doors	88WR19246902LZ	4038	4441	18.75	24	69	132	20.5
	88WR19246902RZ	4038	4441	18.75	24	69	132	20.5
	88WR19248302LZ	4289	4718	18.75	24	83	153	20.5
	88WR19248302RZ	4289	4718	18.75	24	83	153	20.5



ORDERING NOTES:

For optional door mounted mirror add "M" to the end of the item number and **\$212 list.**

5 & 6 Hi Full Width Wardrobe	88WR36246902	4778	5255	35.75	24	69	198	38
	88WR36248302	5002	5502	35.75	24	83	218	46



5 & 6 Hi Full Width Wardrobe, Back Painted Glass Doors	88WR36246902Z	5853	6439	35.75	24	69	198	38
	88WR36248302Z	6077	6686	35.75	24	83	218	46



ORDERING PROCEDURE

To order, please specify the following:

- 1) Krug product model number
- 2) Wood species and finish

CODE DESCRIPTION

- 02 - closed wardrobe
- L - hinged left
- R - hinged right
- Z - back-painted glass

STANDARD FINISHES

For a complete list of standard wood finishes, please see page 9.

STORAGE BOOKCASES

Shelves are adjustable in 1.25" increments.

LOCK OPTION

Locks are available on wood doors for an upcharge of **\$142 list** per lock. 24", 30" & 36" wardrobes require 2 locks.

Description	Model	Oak		W	D	H	Shipping Weight	Cubic Feet
		Cherry Maple	Anigre Walnut					
5 & 6 Hi Wardrobe, Closed Shelves	88WR36246901	3989	4391	35.75	24	69	156	37.5
	88WR36246903	3989	4391	35.75	24	69	164	37.5
	88WR36248301	4182	4600	35.75	24	83	172	44.5
	88WR36248303	4182	4600	35.75	24	83	172	44.5



ORDERING NOTES:

Locks are available on wood doors for an upcharge of **\$142 list** per lock. Adesso wardrobes require 2 locks.

5 & 6 Hi Wardrobe, Closed Shelves, Back Painted Glass Doors	88WR36246901Z	4310	4742	35.75	24	69	156	37.5
	88WR36246903Z	4310	4742	35.75	24	69	164	37.5
	88WR36248301Z	4520	4974	35.75	24	83	172	44.5
	88WR36248303Z	4520	4974	35.75	24	83	172	44.5



5 & 6 Hi Wardrobe, 2 File & Closed Shelves	88WR36246914	5270	5796	35.75	24	69	182	37.5
	88WR36246915	5270	5796	35.75	24	69	182	37.5
	88WR36248314	5742	6317	35.75	24	83	212	44.5
	88WR36248315	5742	6317	35.75	24	83	212	44.5



ORDERING NOTES:

Box and pedestal file drawers are available with a soft-closing drawer option. Please add 'S' to the end of the model number and **add \$142**. e.g. 88ST36241316S.

5 & 6 Hi Wardrobe, 2 File & Closed Shelves Back Painted Glass Doors	88WR36246914Z	5692	6259	35.75	24	69	182	37.5
	88WR36246915Z	5692	6259	35.75	24	69	182	37.5
	88WR36248314Z	6202	6820	35.75	24	83	212	44.5
	88WR36248315Z	6202	6820	35.75	24	83	212	44.5



ORDERING NOTES:

Box and pedestal file drawers are available with a soft-closing drawer option. Please add 'S' to the end of the model number and **add \$142**. e.g. 88ST36241316S.

DIMENSION KEY

W - width
D - depth
H - height

CODE DESCRIPTION

01 - shelves/ wardrobe
03 - wardrobe/ shelves
14 - closed left shelves, 2 file drawers closed right wardrobe.
15 - closed left shelves, 2 file drawers closed right wardrobe.
Z - back-painted glass

STANDARD FINISHES

For a complete list of standard wood finishes, please see page 9.

STORAGE BOOKCASES

Shelves are adjustable in 1.25" increments.

LOCK OPTION

Locks are available on wood doors for an upcharge of **\$142 list** per lock. 24", 30" & 36" wardrobes require 2 locks.

ADESSO | MOBILE PEDESTALS & BENCHES

Description	Model	Oak		W	D	H	Shipping Weight	Cubic Feet
		Cherry Maple	Anigre Walnut					
Mobile Pedestal, Box/Box/File	88MP16204F	2155	2371	16	20	27.75	82	5.75



Mobile Pedestal, File/File	88MP16204D	1983	2183	16	20	27.75	86	5.75
----------------------------	------------	------	------	----	----	-------	----	------



ORDERING NOTES:

Box and pedestal file drawers are available with a soft-closing drawer option. Please add 'S' to the end of the model number and add **\$142** e.g. 88MP16204FS.

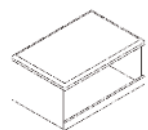
1 Hi Bench, Lateral File	88BN30201701	2209	2427	29.75	20	17	122	7
	88BN30241701	2237	2459	29.75	24	17	118	8.25
	88BN36201701*	2307	2538	35.75	30	17	134	8.25
	88BN36241701	2335	2568	35.75	24	17	132	9.75



1 Hi Bench, Closed Bookcase	88BN30201711	2348	2581	29.75	20	17	64	7
	88BN30241711	2376	2613	29.75	24	17	62	8.25
	88BN36201711*	2447	2690	35.75	20	17	76	8.25
	88BN36241711	2474	2722	35.75	24	17	84	9.75



1 Hi Bench, Open Bookcase	88BN30201717	2264	2491	29.75	20	17	54	7
	88BN30241717	2292	2520	29.75	24	17	62	8.25
	88BN36201717*	2335	2568	35.75	20	17	66	8.25
	88BN36241717	2362	2598	35.75	24	17	74	9.75



ORDERING PROCEDURE

To order, please specify the following:

- 1) Krug product model number
- 2) Wood species and finish

CODE DESCRIPTION

- 01 - shelves/ wardrobe
- 11 - closed bookcase
- 17 - open bookcase
- F - 2 box, 1 file drawer
- D - 2 file drawer

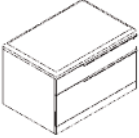
STANDARD FINISHES

For a complete list of standard wood finishes, please see page 9.

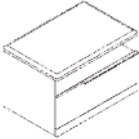
STORAGE BOOKCASES

Shelves are adjustable in 1.25" increments.

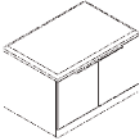
Description	Model	Oak		W	D	H	Shipping Weight	Cubic Feet
		Cherry Maple	Anigre Walnut					
1.5 Hi Bench, Lateral Box/Lateral File	88BN30202316	2459	2706	29.75	20	23	147	9.25
	88BN30242316	2488	2736	29.75	24	23	153	11
	88BN36202316*	2544	2797	35.75	20	23	159	11
	88BN36242316	2587	2844	35.75	24	23	167	13



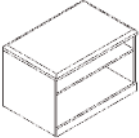
1.5 - Hi Bench Open/Lateral File	88BN30202315	2530	2782	29.75	20	23	137	9.25
	88BN30242315	2557	2813	29.75	24	23	143	11
	88BN36202315*	2600	2859	35.75	20	23	149	11
	88BN36242315	2683	2952	35.75	24	23	157	13



1.5 - Hi Bench Closed Bookcase	88BN30202311	2725	3000	29.75	20	23	92	9.25
	88BN30242311	2768	3043	29.75	24	23	96	11
	88BN36202311*	2822	3104	35.75	20	23	94	11
	88BN36242311	2865	3151	35.75	24	23	98	13



1.5 Hi Bench Open Bookcase	88BN30202317	2614	2874	29.75	20	23	82	9.25
	88BN30242317	2642	2906	29.75	24	23	86	11
	88BN36202317*	2710	2983	35.75	20	23	84	11
	88BN36242317	2752	3030	35.75	24	23	88	13



UPHOLSTERED CUSHION UPCHARGES FOR BENCHES:

COM and Grade 1 textiles can be specified at no upcharge. For Grade 2-9 textiles, use the chart below to find the upcharge and add it to the price of the bench. For Krug stocked and graded-in textiles, please see our textile cards Box and pedestal file drawers are available with a self-closing drawer option. Please add "S" to the end of the model number and **add \$142** list per pedestal. Lateral file drawers are not available with this option.

Bench Fabric Grades upcharges

	2	3	4	5	6	7	8	9
30" Bench	50	98	153	247	344	439	535	630
36" Bench	57	111	166	275	384	493	603	711

DIMENSION KEY

W - width
D - depth
H - height

CODE DESCRIPTION

- 11 - closed bookcase
- 15 - open, lateral fil
- 16 - lateral box, lateral file
- 17 - open bookcase

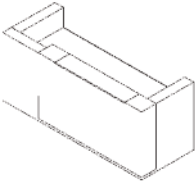
STANDARD FINISHES

For a complete list of standard wood finishes, please see page 9.

STORAGE BOOKCASES


Shelves are adjustable in 1.25" increments.

ADESSO | RECEPTION & ADMINISTRATIVE WORKSTATIONS

Description	Model	Oak Cherry Maple	Anigre Walnut	W	D	H	Shipping Weight	Cubic Feet	
	Stand Alone Desk	88GDS6036TCL	8325	9157	61.25	37.5	43.5	466	65.5
	with Offset	88GDS6036TCR	8325	9157	61.25	37.5	43.5	466	65.5
	Transaction Counter	88GDS6636TCL	8689	9557	67.25	37.5	43.5	506	71.5
		88GDS6636TCR	8689	9557	67.25	37.5	43.5	506	71.5
		88GDS7236TCL	9010	9910	73	37.5	43.5	544	78
		88GDS7236TCR	9010	9910	73	37.5	43.5	544	78
		88GDS7836TCL	9485	10433	79	37.5	43.5	584	84
		88GDS7836TCR	9485	10433	79	37.5	43.5	584	84
		88GDS8436TCL	9724	10694	85	37.5	43.5	621	90
		88GDS8436TCR	9724	10694	85	37.5	43.5	621	90
		88GDS9636TCL*	10142	11154	97	37.5	43.5	694	102.5
		88GDS9636TCR	10142	11154	97	37.5	43.5	694	102.5

ORDERING NOTES:

Please note that Transaction Counter comes standard in veneer. For a Transaction Counter with Palette finish add "P" to the end of the model number. e.g. 88GDS9636TCLP. Transaction Counters are available with a solid surface insert, to order this option please contact customer service for quote. Reception desk with Palette Transaction Counter and solid surface insert e.g. 88GDS9636TCLPS. Worksurfaces are 30" deep.

	Desk with Offset	88GDR6036TCL	7656	8420	61.25	37.5	43.5	466	65.5
	Transaction Counter	88GDL6036TCR	7656	8420	61.25	37.5	43.5	466	65.5
	for L&U Work Station	88GDR6636TCL	7922	8711	67.25	37.5	43.5	506	71.5
	Configurations	88GDL6636TCR	7922	8711	67.25	37.5	43.5	506	71.5
		88GDR7236TCL	8214	9035	73	37.5	43.5	544	78
		88GDL7236TCR	7922	8711	73	37.5	43.5	544	78
		88GDR7836TCL	7922	8711	79	37.5	43.5	584	84
		88GDL7836TCR	8508	9358	79	37.5	43.5	584	84
		88GDR8436TCL	8815	9698	85	37.5	43.5	621	90
		88GDL8436TCR	8815	9698	85	37.5	43.5	621	90
		88GDR9636TCL*	9123	10034	97	37.5	43.5	694	102.5
		88GDL9636TCR			97	37.5	43.5	694	102.5

ORDERING NOTES:

Please note that Transaction Counter comes standard in veneer. For a Transaction Counter with Palette finish add "P" to the end of the model number. e.g. 88GDS9636TCLP. Transaction Counters are available with a solid surface insert, to order this option please contact customer service for quote. Reception desk with Palette Transaction Counter and solid surface insert e.g. 88GDS9636TCLPS. Worksurfaces are 30" deep.

Modular Pedestals for Administrative/ Reception Stations	88P16284F*	1720	1890	15.75	28	28	74	9
	88P16284D	1720	1890	15.75	28	28	74	9



ORDERING NOTES:

Box and pedestal file drawers are available with a soft-closing drawer option. Please add 'S' to the end of the model number and **add \$142**. e.g. 88MP16204FS.

ORDERING PROCEDURE

To order, please specify the following:

- 1) Krug product model number
- 2) Wood species and finish

CODE DESCRIPTION

GD - gallery desk
 TC - transaction counter
 L - left handed position
 R - right handed position
 F - 2 box, 1 fil
 D - 2 fil


STANDARD FINISHES

For a complete list of standard wood finishes, please see page 9.

STORAGE BOOKCASES

Shelves are adjustable in 1.25" increments.

ADESSO | RECEPTION & ADMINISTRATIVE WORKSTATIONS

Description	Model	Oak		W	D	H	Shipping Weight	Cubic Feet
		Cherry Maple	Anigre Walnut					
	88GLW72L	3856	4242	71.5	6	42	142	15
	88GLW72R	3856	4242					
	88GLW78L	3969	4366	77.5	6	42	134	17.5
	88GLW78R	3969	4366					
	88GLW84L	4079	4488	83.5	6	42	168	18.5
	88GLW78R	4079	4488					
	88GLW86L	4163	4578	85.3	6	42	169	19
	88GLW86R	4163	4578					
	88GLW90L	4261	4688	89.5	6	42	178	19.5
	88GLW90R	4261	4688					
	88GLW92L	4359	4795	91.5	6	42	182	20
	88GLW92R*	4359	4795					
	88GLW96L	4513	4964	95.5	6	42	189	21
	88GLW96R	4513	4964					
	88GLW98L	4610	5072	97.5	6	42	193	21.5
	88GLW98R	4610	5072					
	88GLW102L	4766	5240	101.5	6	42	201	22.5
88GLW102R	4766	5240						

L Work Station Configuration	Linking Wall Size	Desk Worksurface Depth	Return Length
	72"	30"	42"
	78"	30"	48"
	84"	30"	54"
	90"	30"	60"
	96"	30"	66"
	102"	30"	72"

U Work Station Configuration	Linking Wall Size	Desk Worksurface Depth	Linking top Length	Credenza Worksurface Depth
	86"	30"	36"	20"
	90"	30"	36"	24"
	92"	30"	42"	20"
	96"	30"	42"	24"
	98"	30"	48"	20"
	102"	30"	48"	24"

DIMENSION KEY

W - width
D - depth
H - height

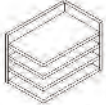




CODE DESCRIPTION

GLW- gallery linking wall
L - left handed position
R - right handed position

STANDARD FINISHES

For a complete list of standard wood finishes, please see page 9.

ADESSO | RECEPTION & ADMINISTRATIVE WORKSTATIONS

Description	Model	Oak		W	D	H	Shipping Weight	Cubic Feet
		Cherry Maple	Anigre Walnut					
Paper Manager Units 	88PMG16111204L	922	1014	16	11	12	20	2
	88PMG16111204R*	922	1014	16	11	12	20	2
Reception Linking Top 	88GLT3624	847	931	35.75	24	-	33	2.5
	88GLT4224	911	1002	41.75	24	-	38	5.3
	88GLT4824*	971	1071	47.75	24	-	44	3.25
Reception Linking Runoffs for 3/4 Height Credenzas 	88GLT60243L	1509	1660	56	24	-	60	4.5
	88GLT60243R	1509	1660	56	24	-	60	4.5
	88GLT66243L	1636	1800	62	24	-	66	5
	88GLT66243R	1636	1800	62	24	-	66	5
	88GLT72243L*	1760	1937	68	24	-	71	5.5
88GLT72243R	1760	1937	68	24	-	71	5.5	
Return 	88GRH4226L	5253	5778	71.75	26	41.5	264	16.5
	88GRH4226R	5253	5778	71.75	26	41.5	264	16.5
	88GRH4230L	5393	5918	71.75	30	41.5	273	17
	88GRH4230R	5393	5918	71.75	30	41.5	273	17
	88GRH4826L	5351	5877	77.75	26	41.5	283	18
	88GRH4826R	5351	5877	77.75	26	41.5	283	18
	88GRH4830L	5491	6016	77.75	30	41.5	293	18.5
	88GRH4830R	5491	6016	77.75	30	41.5	293	18.5
	88GRH5426L	5447	5974	83.75	26	41.5	303	19.5
	88GRH5426R	5493	5974	83.75	26	41.5	303	19.5
	88GRH5430L	5587	6112	83.75	30	41.5	314	20.25
	88GRH5430R	5587	6112	83.75	30	41.5	314	20.25
	88GRH6026L	5546	6072	89.75	26	41.5	322	21.25
	88GRH6026R	5546	6072	89.75	26	41.5	322	21.25
	88GRH6030L	5686	6210	89.75	30	41.5	334	21.75
	88GRH6030R	5686	6210	89.75	30	41.5	334	21.75
	88GRH6626L	5643	6169	95.75	26	41.5	342	22.5
	88GRH6626R	5643	6169	95.75	26	41.5	342	22.5
	88GRH6630L	5784	6307	95.75	30	41.5	354	23.25
	88GRH6630R	5784	6307	95.75	30	41.5	354	23.25
88GRH7226L	5742	6267	101.75	26	41.5	361	24.25	
88GRH7226R	5742	6267	101.75	26	41.5	361	24.25	
88GRH7230L	5881	6408	101.75	30	41.5	376	25	
88GRH7230R*	5881	6408	101.75	30	41.5	376	25	
Return with Gables 	88GRHG4230L	6077	6686	71.75	30	41.5	292	19.5
	88GRHG4230R	6077	6686	71.75	30	41.5	292	19.5
	88GRHG4830L	6342	6976	77.75	30	41.5	315	24
	88GRHG4830R	6342	6976	77.75	30	41.5	315	24
	88GRHG6030L	6580	7238	89.75	30	41.5	356	28
	88GRHG6030R	6580	7238	89.75	30	41.5	356	28
	88GRHG7230L	6971	7668	101.75	30	41.5	396	32.5
	88GRHG7230R*	6971	7668	101.75	30	41.5	396	32.5

ORDERING PROCEDURE

To order, please specify the following:
 1) Krug product model number
 2) Wood species and finish


CODE DESCRIPTION

L - left handed position
 R - right handed position
 F - 2 box, 1 file
 D - 2 file

STANDARD FINISHES

For a complete list of standard wood finishes, please see page 9.

ADESSO | RECEPTION & ADMINISTRATIVE WORKSTATIONS

Description	Model	Oak		W	D	H	Shipping Weight	Cubic Feet
		Cherry Maple	Anigre Walnut					
Single Pedestal	88GRH4226L4D	6413	7054	71.75	26	41.5	317	24
Return, continued	88GRH4226R4D	6413	7054	71.75	26	41.5	317	24
	88GRH4226L4F	6455	7099	71.75	26	41.5	317	24
	88GRH4226R4F	6455	7099	71.75	26	41.5	317	24
	88GRH4230L4D	6692	7362	71.75	30	41.5	328	25
	88GRH4230R4D	6692	7362	71.75	30	41.5	328	25
	88GRH4230L4F	6734	7406	71.75	30	41.5	328	25
	88GRH4230R4F	6734	7406	71.75	30	41.5	328	25
	88GRH4826L4D	6637	7300	77.75	26	41.5	337	26
	88GRH4826R4D	6637	7300	77.75	26	41.5	337	26
	88GRH4826L4F	6677	7345	77.75	26	41.5	337	26
	88GRH4826R4F	6677	7345	77.75	26	41.5	337	26
	88GRH4830L4D	6915	7607	77.75	30	41.5	349	28
	88GRH4830R4D	6915	7607	77.75	30	41.5	349	28
	88GRH4830L4F	6956	7654	77.75	30	41.5	349	28
	88GRH4830R4F	6956	7654	77.75	30	41.5	349	28
	88GRH5426L4D	6887	7576	83.75	26	41.5	356	27.25
	88GRH5426R4D	6887	7576	83.75	26	41.5	356	27.25
	88GRH5426L4F	6928	7621	83.75	26	41.5	356	27.25
	88GRH5426R4F	6928	7621	83.75	26	41.5	356	27.25
	88GRH5430L4D	7168	7884	83.75	30	41.5	369	29.25
	88GRH5430R4D	7168	7884	83.75	30	41.5	369	29.25
	88GRH5430L4F	7207	7929	83.75	30	41.5	369	29.25
	88GRH5430R4F	7207	7929	83.75	30	41.5	369	29.25
	88GRH6026L4D	7068	7775	89.75	26	41.5	376	30
	88GRH6026R4D	7068	7775	89.75	26	41.5	376	30
	88GRH6026L4F	7109	7822	89.75	26	41.5	376	30
	88GRH6026R4F	7109	7822	89.75	26	41.5	376	30
	88GRH6030L4D	7348	8081	89.75	30	41.5	389	32
	88GRH6030R4D	7348	8081	89.75	30	41.5	389	32
	88GRH6030L4F	7391	8128	89.75	30	41.5	389	32
	88GRH6030R4F	7391	8128	89.75	30	41.5	389	32
	88GRH6626L4D	7251	7975	95.75	26	41.5	396	32
	88GRH6626R4D	7251	7975	95.75	26	41.5	396	32
	88GRH6626L4F	7293	8021	95.75	26	41.5	396	32
	88GRH6626R4F	7293	8021	95.75	26	41.5	396	32
	88GRH6630L4D	7531	8282	95.75	30	41.5	410	34
	88GRH6630R4D	7531	8282	95.75	30	41.5	410	34
	88GRH6630L4F	7571	8328	95.75	30	41.5	410	34
	88GRH6630R4F	7571	8328	95.75	30	41.5	410	34
	88GRH7226L4D	7460	8205	101.75	26	41.5	414	33.5
	88GRH7226R4D	7460	8205	101.75	26	41.5	414	33.5
	88GRH7226L4F	7502	8252	101.75	26	41.5	414	33.5
	88GRH7226R4F*	7502	8252	101.75	26	41.5	414	33.5
	88GRH7230L4D	7738	8512	101.75	30	41.5	429	35.5
	88GRH7230R4D	7738	8512	101.75	30	41.5	429	35.5
	88GRH7230L4F	7781	8559	101.75	30	41.5	429	35.5
	88GRH7230R4F	7781	8559	101.75	30	41.5	429	35.5

ORDERING NOTES:

Box and pedestal file drawers are available with a soft-closing drawer option. Please add 'S' to the end of the model number and **add \$142** e.g. 88MP16204FS.

DIMENSION KEY

W - width
D - depth
H - height


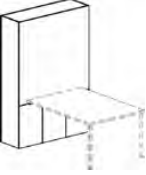
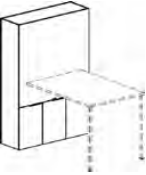
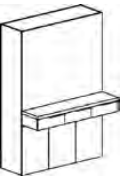
CODE DESCRIPTION

L - left handed position
R - right handed position
F - 2 box, 1 file
D - 2 file

STANDARD FINISHES

For a complete list of standard wood finishes, please see page 9.

ADESSO MEDIA HUB | 1 TV AREA

Description	Model	Oak		W	D	H	Shipping Weight	Cubic Feet
		Cherry Maple	Anigre Walnut					
 Media Hub, 1 TV Area no Runoff	88MH54187211S1	5889	6478	53.75	17.75	72	359	57.75
	88MH54188011S1	6065	6670	53.75	17.75	80	399	63.75
	88MH60187211S1*	6185	6804	59.75	17.75	72	385	63.5
	88MH60188011S1	6372	7008	59.75	17.75	80	437	70.25
 Media Hub, 1 TV Area, Desk Ht. Runoff	88MH54187211S14	5889	6478	53.75	17.75	72	359	57.75
	88MH54188011S14	6065	6670	53.75	17.75	80	399	63.75
	88MH60187211S14*	6185	6804	59.75	17.75	72	385	63.5
	88MH60188011S14	6372	7008	59.75	17.75	80	437	70.25
 Media Hub, 1 TV Area, Bar Ht. Runoff	88MH54187211S16	5889	6478	53.75	17.75	72	359	57.75
	88MH54188011S16	6065	6670	53.75	17.75	80	399	63.75
	88MH60187211S16*	6185	6804	59.75	17.75	72	385	63.5
	88MH60188011S16	6372	7008	59.75	17.75	80	437	70.25
 Media Hub, 1 TV Area, Drawers	88MH54187211S1B	8197	9016	53.75	17.75	72	359	57.75
	88MH54188011S1B	8372	9207	53.75	17.75	80	399	63.75
	88MH60187211S1B*	8566	9423	59.75	17.75	72	385	63.5
	88MH60188011S1B	8752	9627	59.75	17.75	80	437	70.25

ORDERING NOTES:

Please note that runoff tops and bases are sold separately, please see pages 98-100 for item numbers and pricing.

ORDERING PROCEDURE

To order, please specify the following:
 1) Krug product model number
 2) Wood species and finish

CODE DESCRIPTION

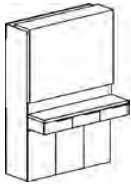
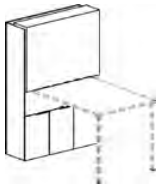
S1 - 1 TV area
 11 - closed bookcase
 B - drawer bank
 4 - use with desk height runoff
 6 - use with bar height runoff

STANDARD FINISHES

For a complete list of standard wood finishes, please see page 9.

ADESSO MEDIA HUB | 1 TV AREA, 1 HANG OVER PANEL

Description	Model	Oak		W	D	H	Shipping Weight	Cubic Feet
		Cherry Maple	Anigre Walnut					
Media Hub, 1 Hang-over Panel, 1 TV Area no Runoff	88MH54217211S1	7789	8566	53.75	20.75	72	442	65.25
	88MH54218011S1	8021	8823	53.75	20.75	80	493	72.25
	88MH60217211S1*	8277	9104	59.75	20.75	72	468	71.75
	88MH60218011S1	8525	9377	59.75	20.75	80	543	79.5
Media Hub, 1 Hang-over Panel, 1 TV Area no Runoff	88MH54217211S14	7789	8566	53.75	20.75	72	442	65.25
	88MH54218011S14	8021	8823	53.75	20.75	80	493	72.25
	88MH60217211S14*	8277	9104	59.75	20.75	72	468	71.75
	88MH60218011S14	8525	9377	59.75	20.75	80	543	79.5
Media Hub, 1 Hang-over Panel, 1 TV Area, Bar Ht. Runoff	88MH54217211S16	7789	8566	53.75	20.75	72	442	65.25
	88MH54218011S16	8021	8823	53.75	20.75	80	493	72.25
	88MH60217211S16*	8277	9104	59.75	20.75	72	468	71.75
	88MH60218011S16	8525	9377	59.75	20.75	80	543	79.5
Media Hub, 1 Hang-over Panel, 1 TV Area, Drawers	88MH54211011S1B	10097	11105	53.75	20.75	72	442	65.25
	88MH54218011S1B	10328	11361	53.75	20.75	80	493	72.25
	88MH60217211S1B*	10657	11723	59.75	20.75	72	468	71.75
	88MH60218011S1B	10904	11994	59.75	20.75	80	543	79.5



ORDERING NOTES:

Please note that runoff tops and bases are sold separately, please see pages 98-100 for item numbers and pricing. Hangover panel is available in veneer or palette. If not specified white palette is default.

DIMENSION KEY

W - width
D - depth
H - height

CODE DESCRIPTION

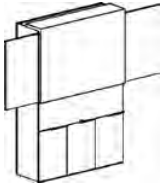
S1 - 1 TV area
11 - closed bookcase
B - drawer bank
4 - use with desk height runoff
6 - use with bar height runoff

STANDARD FINISHES

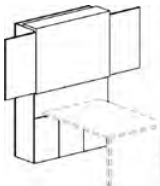
For a complete list of standard wood finishes, please see page 9.

ADESSO MEDIA HUB | 1 TV AREA, 1 HANG OVER PANEL, WHITE BOARD

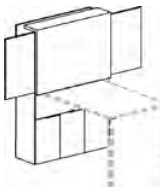
Description	Model	Oak Cherry Maple	Anigre Walnut	W	D	H	Shipping Weight	Cubic Feet
Media Hub, 1 Hang-over Panel with White Board, 1 TV Area, no Runoff	88MH54217211S1WB	9446	10390	53.75	20.75	72	455	65.25
	88MH54218011S1WB	9730	10703	53.75	20.75	80	506	72.25
	88MH60217211S1WB*	10376	11414	59.75	20.75	72	481	71.75
	88MH60218011S1WB	10687	11756	59.75	20.75	80	556	79.5



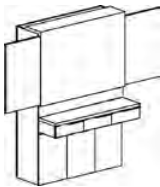
Media Hub, 1 Hang-over Panel with White Board, 1 TV Area, Desk Ht. Runoff	88MH54217211S1WB14	9446	10390	53.75	20.75	72	455	65.25
	88MH54218011S1WB14	9730	10703	53.75	20.75	80	506	72.25
	88MH60217211S1WB14*	10376	11414	59.75	20.75	72	481	71.75
	88MH60218011S1WB14	10687	11756	59.75	20.75	80	556	79.5



Media Hub, 1 Hang-over Panel with White Board, 1 TV Area, Bar Ht. Runoff	88MH54217211S1WB16	9446	10390	53.75	20.75	72	455	65.25
	88MH54218011S1WB16	9730	10703	53.75	20.75	80	506	72.25
	88MH60217211S1WB16*	10376	11414	59.75	20.75	72	481	71.75
	88MH60218011S1WB16	10687	11756	59.75	20.75	80	556	79.5



Media Hub, 1 Hang-over Panel with White Board, 1 TV Area, Drawers	88MH54221011S1WB1B	11754	12929	53.75	20.75	72	455	65.25
	88MH54218011S1WB1B	12037	13241	53.75	20.75	80	506	72.25
	88MH60217211S1WB1B*	12755	14031	59.75	20.75	72	481	71.75
	88MH60218011S1WB1B	13067	14373	59.75	20.75	80	556	79.5



ORDERING NOTES:

Please note that runoff tops and bases are sold separately, please see pages 98-100 for item numbers and pricing. Hangover panel is available in veneer or palette. If not specified white palette is default.

ORDERING PROCEDURE

To order, please specify the following:
 1) Krug product model number
 2) Wood species and finish

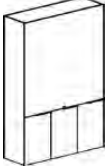
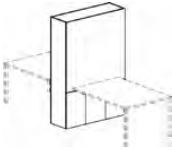
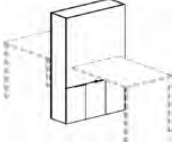
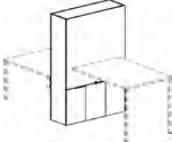
CODE DESCRIPTION

S1 - 1 TV area
 WB - white board
 11 - closed bookcase
 B - drawer bank
 4 - use with desk height runoff
 6 - use with bar height runoff

STANDARD FINISHES

For a complete list of standard wood finishes, please see page 9.

ADESSO MEDIA HUB | 1 TV AREA, 1 HANG OVER PANEL

Description	Model	Oak Cherry Maple	Anigre Walnut	W	D	H	Shipping Weight	Cubic Feet
Media Hub, 2 TV	88MH54187211S2	5976	6573	53.75	17.75	72	359	57.75
Areas no	88MH54188011S2	6156	6771	53.75	17.75	80	399	63.75
Runoff	88MH60187211S2*	6279	6907	59.75	17.75	72	385	63.5
	88MH60188011S2	6468	7115	59.75	17.75	80	437	70.25
								
Media Hub, 2 TV	88MH54187211S244	5976	6573	53.75	17.75	72	359	57.75
Areas, Desk Ht.	88MH54188011S244	6156	6771	53.75	17.75	80	399	63.75
Runoff	88MH60187211S244*	6279	6907	59.75	17.75	72	385	63.5
	88MH60188011S244	6468	7115	59.75	17.75	80	437	70.25
								
Media Hub, 2 TV	88MH54187211S266	5976	6573	53.75	17.75	72	359	57.75
Areas, Bar Ht.	88MH54188011S266	6156	6771	53.75	17.75	80	399	63.75
Runoff	88MH60187211S266*	6279	6907	59.75	17.75	72	385	63.5
	88MH60188011S266	6468	7115	59.75	17.75	80	437	70.25
								
Media Hub, 2 TV	88MH54187211S246	5976	6573	53.75	17.75	72	359	57.75
Areas, 1 Desk & 1	88MH54188011S246	6156	6771	53.75	17.75	80	399	63.75
Bar Ht. Runoff	88MH60187211S246*	6279	6907	59.75	17.75	72	385	63.5
	88MH60188011S246	6468	7115	59.75	17.75	80	437	70.25
								

ORDERING NOTES:

Please note that runoff tops and bases are sold separately, please see pages 98-100 for item numbers and pricing.

DIMENSION KEY

W - width
D - depth
H - height

CODE DESCRIPTION

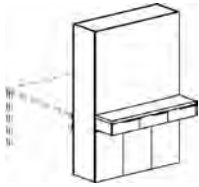
S1 - 1 TV area
S2 - 2 TV areas
WB - white board
11 - closed bookcase
B - drawer bank
4 - use with desk height runoff
6 - use with bar height runoff

STANDARD FINISHES

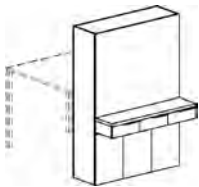
For a complete list of standard wood finishes, please see page 9.

ADESSO MEDIA HUB | 2 TV AREAS

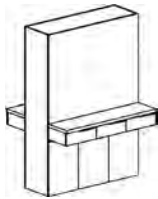
Description	Model	Oak		Anigre	W	D	H	Shipping Weight	Cubic Feet
		Cherry	Maple						
Media Hub, 2 TV	88MH54187211S2B4	8286	9112		53.75	17.75	72	359	57.75
Areas, Drawers/Desk	88MH54188011S2B4	8463	9310		53.75	17.75	80	399	63.75
Ht. Runoff	88MH60187211S2B4*	8660	9525		59.75	17.75	72	385	63.5
	88MH60188011S2B4	8848	9732		59.75	17.75	80	437	70.25



Media Hub, 2 TV	88MH54187211S2B6	8286	9112		53.75	17.75	72	359	57.75
Areas, Drawers/Bar	88MH54188011S2B6	8463	9310		53.75	17.75	80	399	63.75
Ht. Runoff	88MH60187211S2B6*	8660	9525		59.75	17.75	72	385	63.5
	88MH60188011S2B6	8848	9732		59.75	17.75	80	437	70.25



Media Hub, 2 TV	88MH54187211S2BB	10593	11651		53.75	17.75	72	359	57.75
Areas, 2 Drawers	88MH54188011S2BB	10773	11850		53.75	17.75	80	399	63.75
	88MH60187211S2BB*	11039	12144		59.75	17.75	72	385	63.5
	88MH60188011S2BB	11226	12350		59.75	17.75	80	437	70.25



ORDERING NOTES:

Please note that runoff tops and bases are sold separately, please see pages 98-100 for item numbers and pricing.

ORDERING PROCEDURE

To order, please specify the following:
 1) Krug product model number
 2) Wood species and finish

CODE DESCRIPTION

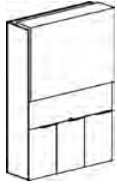
S1 - 1 TV area
 S2 - 2 TV areas
 WB - white board
 11 - closed bookcase
 B - drawer bank
 4 - use with desk height runoff
 6 - use with bar height runoff

STANDARD FINISHES

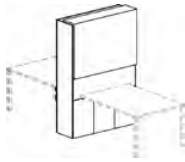
For a complete list of standard wood finishes, please see page 9.

ADESSO MEDIA HUB | 2 TV AREAS, 1 HANG OVER PANEL

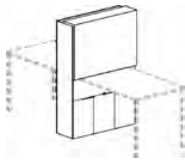
Description	Model	Oak Cherry Maple	Anigre Walnut	W	D	H	Shipping Weight	Cubic Feet
Media Hub, 1 Hang- over Panel, 2 TV Areas no Runoff	88MH54217211S2	9775	10753	53.75	20.75	72	442	65.25
	88MH54218011S2	10069	11077	53.75	20.75	80	493	72.25
	88MH60217211S2*	10376	11414	59.75	20.75	72	468	71.75
	88MH60218011S2	10687	11756	59.75	20.75	80	543	79.5



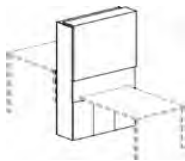
Media Hub, 1 Hang- over Panel, 2 TV Areas, Desk Ht. Runoff	88MH54217211S244	9775	10753	53.75	20.75	72	442	65.25
	88MH54218011S244	10069	11077	53.75	20.75	80	493	72.25
	88MH60217211S244*	10376	11414	59.75	20.75	72	468	71.75
	88MH60218011S244	10687	11756	59.75	20.75	80	543	79.5



Media Hub, 1 Hang- over Panel, 2 TV Areas, Bar Ht. Runoff	88MH54217211S266	9775	10753	53.75	20.75	72	442	65.25
	88MH54218011S266	10069	11077	53.75	20.75	80	493	72.25
	88MH60217211S266*	10376	11414	59.75	20.75	72	468	71.75
	88MH60218011S266	10687	11756	59.75	20.75	80	543	79.5



Media Hub, 1 Hang- over Panel, 2 TV Areas, Desk Ht./ Bar Ht. Runoff	88MH54217211S246	9775	10753	53.75	20.75	72	442	65.25
	88MH54218011S246	10069	11077	53.75	20.75	80	493	72.25
	88MH60217211S246*	10376	11414	59.75	20.75	72	468	71.75
	88MH60218011S246	10687	11756	59.75	20.75	80	543	79.5



ORDERING NOTES:

Please note that runoff tops and bases are sold separately, please see pages 98-100 for item numbers and pricing. Hangover panel is available in veneer or palette. If not specified white palette is default.

DIMENSION KEY

W - width
D - depth
H - height

CODE DESCRIPTION

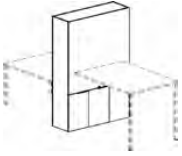
S2 - 2 TV areas
11 - closed bookcase
B - drawer bank
4 - use with desk height runoff
6 - use with bar height runoff

STANDARD FINISHES

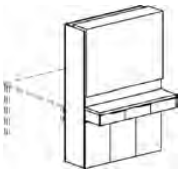
For a complete list of standard wood finishes, please see page 9.

ADESSO MEDIA HUB | 2 TV AREAS, 1 HANG OVER PANEL

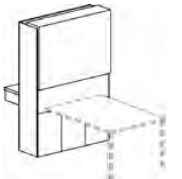
Description	Model	Oak		W	D	H	Shipping Weight	Cubic Feet
		Cherry Maple	Anigre Walnut					
Media Hub, 1 Hang-over Panel, 2 TV	88MH54217211S264	9775	10753	53.75	20.75	72	442	65.25
Areas, Bar Ht./ Desk	88MH54218011S264	10069	10307	53.75	20.75	80	493	72.25
Ht. Runoff	88MH60217211S264*	10376	11414	59.75	20.75	72	468	71.75
	88MH60218011S264	10687	11756	59.75	20.75	80	543	79.5



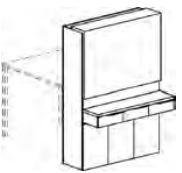
Media Hub, 1 Hang-over Panel, 2 TV	88MH54217211S2B4	12082	13290	53.75	20.75	72	442	65.25
Areas, Drawers/	88MH54218011S2B4	12378	13614	53.75	20.75	80	493	72.25
Desk Ht. Runoff	88MH60217211S2B4*	12755	14031	59.75	20.75	72	468	71.75
	88MH60218011S2B4	13067	14373	59.75	20.75	80	543	79.5



Media Hub, 1 Hang-over Panel, 2 TV	88MH54217211S24B	12082	13290	53.75	20.75	72	442	65.25
Areas, Desk	88MH54218011S24B	12378	13614	53.75	20.75	80	493	72.25
Ht. Runoff/Drawers	88MH60217211S24B*	12755	14031	59.75	20.75	72	468	71.75
	88MH60218011S24B	13067	14373	59.75	20.75	80	543	79.5



Media Hub, 1 Hang-over Panel, 2 TV	88MH54217211S2B6	12082	13060	53.75	20.75	72	442	65.25
Areas, Drawers/ Bar	88MH54218011S2B6	12378	13384	53.75	20.75	80	493	72.25
Ht. Runoff	88MH60217211S2B6*	12755	13794	59.75	20.75	72	468	71.75
	88MH60218011S2B6	13067	14136	59.75	20.75	80	543	79.5



ORDERING NOTES:

Please note that runoff tops and bases are sold separately, please see pages 98-100 for item numbers and pricing. Hangover panel is available in veneer or palette. If not specified white palette is default.

ORDERING PROCEDURE

To order, please specify the following:
 1) Krug product model number
 2) Wood species and finish

CODE DESCRIPTION

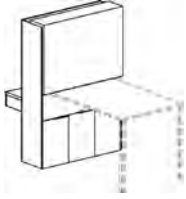
S2 - 2 TV areas
 WB - white board
 11 - closed bookcase
 B - drawer bank
 4 - use with desk height runoff
 6 - use with bar height runoff

STANDARD FINISHES

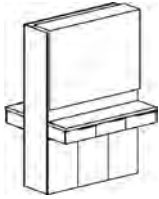
For a complete list of standard wood finishes, please see page 9.

ADESSO MEDIA HUB | 2 TV AREAS, 1 HANG OVER PANEL

Description	Model	Oak Cherry Maple	Anigre Walnut	W	D	H	Shipping Weight	Cubic Feet
Media Hub, 1 Hang- over Panel, 2 TV Areas, Bar Ht. Runoff/Drawers	88MH54217211S26B	12082	13060	53.75	20.75	72	442	65.25
	88MH54218011S26B	12378	13384	53.75	20.75	80	493	72.25
	88MH60217211S26B*	12755	13794	59.75	20.75	72	468	71.75
	88MH60218011S26B	13067	14136	59.75	20.75	80	543	79.5



Media Hub, 1 Hang- over Panel, 2 TV Areas, 2 Drawers	88MH54217211S2BB	14391	15829	53.75	20.75	72	442	65.25
	88MH54218011S2BB	14685	16154	53.75	20.75	80	493	72.25
	88MH60217211S2BB*	15137	16649	59.75	20.75	72	468	71.75
	88MH60218011S2BB	15447	16992	59.75	20.75	80	543	79.5



ORDERING NOTES:

Please note that runoff tops and bases are sold separately, please see pages 98-100 for item numbers and pricing. Hangover panel is available in veneer or palette. If not specified white palette is default.

DIMENSION KEY

W - width
D - depth
H - height

CODE DESCRIPTION

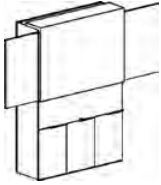
S2 - 2 TV areas
WB - white board
11 - closed bookcase
B - drawer bank
4 - use with desk height runoff
6 - use with bar height runoff

STANDARD FINISHES

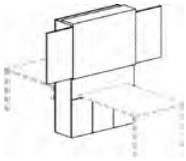
For a complete list of standard wood finishes, please see page 9.

ADESSO MEDIA HUB | 2 TV AREAS, 1 HANG OVER PANEL, WHITE BOARD

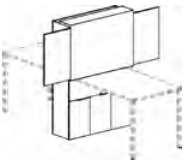
Description	Model	Oak		W	D	H	Shipping Weight	Cubic Feet
		Cherry Maple	Anigre Walnut					
Media Hub, 1 Hang-over Panel with White Board, 2 TV Areas no Runoff	88MH54217211S2WB	11435	12579	53.75	20.75	72	455	65.25
	88MH54218011S2WB	11778	12956	53.75	20.75	80	506	72.25
	88MH60217211S2WB*	12036	13240	59.75	20.75	72	481	71.75
	88MH60218011S2WB	12396	13637	59.75	20.75	80	556	79.5



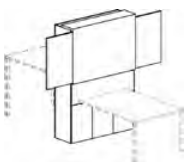
Media Hub, 1 Hang-over Panel with White Board, 2 TV Areas, Desk Ht. Runoff	88MH54217211S244WB	11435	12579	53.75	20.75	72	455	65.25
	88MH54218011S244WB	11778	12956	53.75	20.75	80	506	72.25
	88MH60217211S244WB*	12036	13240	59.75	20.75	72	481	71.75
	88MH60218011S244WB	12396	13637	59.75	20.75	80	556	79.5



Media Hub, 1 Hang-over Panel with White Board, 2 TV Areas, Bar Ht. Runoff	88MH54217211S266WB	11435	12579	53.75	20.75	72	455	65.25
	88MH54218011S266WB	11778	12956	53.75	20.75	80	506	72.25
	88MH60217211S266WB*	12036	13240	59.75	20.75	72	481	71.75
	88MH60218011S266WB	12396	13637	59.75	20.75	80	556	79.5



Media Hub, 1 Hang-over Panel with White Board, 2 TV Areas, Desk Ht./ Bar Ht. Runoff	88MH54217211S246WB	11435	12579	53.75	20.75	72	455	65.25
	88MH54218011S246WB	11778	12956	53.75	20.75	80	506	72.25
	88MH60217211S246WB*	12036	13240	59.75	20.75	72	481	71.75
	88MH60218011S246WB	12396	13637	59.75	20.75	80	556	79.5



ORDERING NOTES:

Please note that runoff tops and bases are sold separately, please see pages 98-100 for item numbers and pricing. Hangover panel is available in veneer or palette. If not specified white palette is default.

ORDERING PROCEDURE

To order, please specify the following:
 1) Krug product model number
 2) Wood species and finish

CODE DESCRIPTION

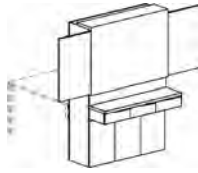
S2 - 2 TV areas
 WB - white board
 11 - closed bookcase
 B - drawer bank
 4 - use with desk height runoff
 6 - use with bar height runoff

STANDARD FINISHES

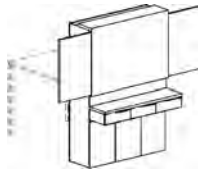
For a complete list of standard wood finishes, please see page 9.

ADESSO MEDIA HUB | 2 TV AREAS, 1 HANG OVER PANEL, WHITE BOARD

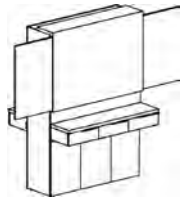
Description	Model	Oak Cherry Maple	Anigre Walnut	W	D	H	Shipping Weight	Cubic Feet
Media Hub, 1 Hang-over Panel with White Board, 2 TV Areas, Drawers/Desk Ht. Runoff	88MH54217211S2B4WB	13745	15116	53.75	20.75	72	455	65.25
	88MH54218011S2B4WB	14087	15493	53.75	20.75	80	506	72.25
	88MH60217211S2B4WB*	14416	15857	59.75	20.75	72	481	71.75
	88MH60218011S2B4WB	14777	16255	59.75	20.75	80	556	79.5



Media Hub, 1 Hang-over Panel with White Board, 2 TV Areas, Drawers/Bar Ht. Runoff	88MH54217211S2B6WB	13745	15116	53.75	20.75	72	455	65.25
	88MH54218011S2B6WB	14087	15493	53.75	20.75	80	506	72.25
	88MH60217211S2B6WB*	14416	15857	59.75	20.75	72	481	71.75
	88MH60218011S2B6WB	14777	16255	59.75	20.75	80	556	79.5



Media Hub, 1 Hang-over Panel with White Board, 2 TV Areas & 2 Drawers	88MH54217211S2BBWB	16050	17655	53.75	20.75	72	455	65.25
	88MH54218011S2BBWB	16393	18033	53.75	20.75	80	506	72.25
	88MH60217211S2BBWB*	16796	18476	59.75	20.75	72	481	71.75
	88MH60218011S2BBWB	17156	18872	59.75	20.75	80	556	79.5



ORDERING NOTES:

Please note that runoff tops and bases are sold separately, please see pages 98-100 for item numbers and pricing. Hangover panel is available in veneer or palette. If not specified white palette is default.

DIMENSION KEY

W - width
D - depth
H - height

CODE DESCRIPTION

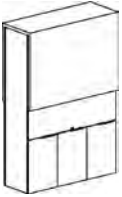
S2 - 2 TV areas
WB - white board
11 - closed bookcase
B - drawer bank
4 - use with desk height runoff
6 - use with bar height runoff

STANDARD FINISHES

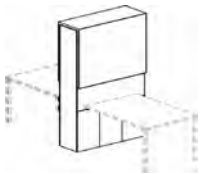
For a complete list of standard wood finishes, please see page 9.

ADESSO MEDIA HUB | 2 HANG OVER PANELS, 2 TV AREAS

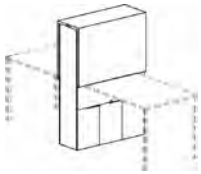
Description	Model	Oak Cherry Maple	Anigre Walnut	W	D	H	Shipping Weight	Cubic Feet
Media Hub, 2 Hang-over Panels, 2 TV Areas no Runoff	88MH54247211S2	9775	10753	53.75	23.75	72	532	72.75
	88MH54248011S2	10069	11077	53.75	23.75	80	594	80.75
	88MH60247211S2*	10376	11414	59.75	23.75	72	558	80.25
	88MH60248011S2	10687	11756	59.75	23.75	80	656	89



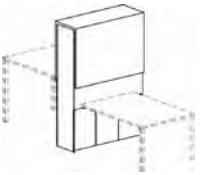
Media Hub, 2 Hang-over Panels, 2 TV Areas, Desk Ht. Runoff	88MH54247211S244	9775	10753	53.75	23.75	72	532	72.75
	88MH54248011S244	10069	11077	53.75	23.75	80	594	80.75
	88MH60247211S244*	10376	11414	59.75	23.75	72	558	80.25
	88MH60248011S244	10687	11756	59.75	23.75	80	656	89



Media Hub, 2 Hang-over Panels, 2 TV Areas, Bar Ht. Runoff	88MH54247211S266	9775	10753	53.75	23.75	72	532	72.75
	88MH54248011S266	10069	11077	53.75	23.75	80	594	80.75
	88MH60247211S266*	10376	11414	59.75	23.75	72	558	80.25
	88MH60248011S266	10687	11756	59.75	23.75	80	656	89



Media Hub, 2 Hang-over Panels, 2 TV Areas, Desk Ht. & Bar Ht. Runoff	88MH54247211S246	9775	10753	53.75	23.75	72	532	72.75
	88MH54248011S246	10069	11077	53.75	23.75	80	594	80.75
	88MH60247211S246*	10376	11414	59.75	23.75	72	558	80.25
	88MH60248011S246	10687	11756	59.75	23.75	80	656	89



ORDERING NOTES:

Please note that runoff tops and bases are sold separately, please see pages 98-100 for item numbers and pricing. Hangover panel is available in veneer or palette. If not specified white palette is default.

ORDERING PROCEDURE

To order, please specify the following:
 1) Krug product model number
 2) Wood species and finish

CODE DESCRIPTION

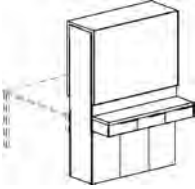
S2 - 2 TV areas
 WB - white board
 11 - closed bookcase
 B - drawer bank
 4 - use with desk height runoff
 6 - use with bar height runoff

STANDARD FINISHES

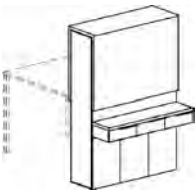
For a complete list of standard wood finishes, please see page 9.

ADESSO MEDIA HUB | 2 HANG OVER PANELS, 2 TV AREAS

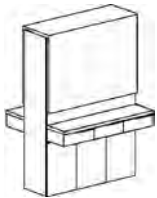
Description	Model	Oak		W	D	H	Shipping Weight	Cubic Feet
		Cherry Maple	Anigre Walnut					
Media Hub, 2 Hang-over Panels, 2 TV Areas, Drawers/ Desk Ht. Runoff	88MH54247211S2B4	12082	13290	53.75	23.75	72	532	72.75
	88MH54248011S2B4	12378	13614	53.75	23.75	80	594	80.75
	88MH60247211S2B4*	12755	14031	59.75	23.75	72	558	80.25
	88MH60248011S2B4	13067	14373	59.75	23.75	80	656	89



Media Hub, 2 Hang-over Panels, 2 TV Areas, Drawers/ Bar Ht. Runoff	88MH54247211S2B6	12082	13290	53.75	23.75	72	532	72.75
	88MH54248011S2B6	12378	13614	53.75	23.75	80	594	80.75
	88MH60247211S2B6*	12755	14031	59.75	23.75	72	558	80.25
	88MH60248011S2B6	13067	14373	59.75	23.75	80	656	89



Media Hub, 2 Hang-over Panels, 2 TV Areas, 2 Drawers	88MH54247211S2BB	14391	15829	53.75	23.75	72	532	72.75
	88MH54248011S2BB	14685	16154	53.75	23.75	80	594	80.75
	88MH60247211S2BB*	15137	16649	59.75	23.75	72	558	80.25
	88MH60248011S2BB	15447	16992	59.75	23.75	80	656	89



ORDERING NOTES:

Please note that runoff tops and bases are sold separately, please see pages 98-100 for item numbers and pricing. Hangover panel is available in veneer or palette. If not specified white palette is default.

DIMENSION KEY

W - width
D - depth
H - height

CODE DESCRIPTION

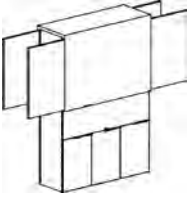
S2 - 2 TV areas
WB - white board
11 - closed bookcase
B - drawer bank
4 - use with desk height runoff
6 - use with bar height runoff

STANDARD FINISHES

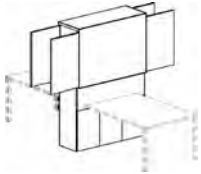
For a complete list of standard wood finishes, please see page 9.

ADESSO MEDIA HUB | 2 HANG OVER PANELS, WHITE BOARD

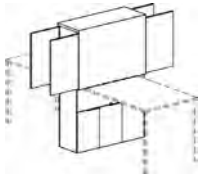
Description	Model	Oak		W	D	H	Shipping Weight	Cubic Feet
		Cherry Maple	Anigre Walnut					
Media Hub, 2 Hang-over Panels with White Board, 2 TV Areas no Runoff	88MH54247211S2WB	11435	12579	53.75	23.75	72	559	72.75
	88MH54248011S2WB	11778	12956	53.75	23.75	80	621	80.75
	88MH60247211S2WB*	12036	13240	59.75	23.75	72	585	80.25
	88MH60248011S2WB	12396	13637	59.75	23.75	80	683	89



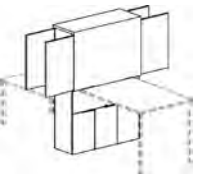
Media Hub, 2 Hang-over Panels with White Board, 2 TV Areas/ Desk Ht. Runoff	88MH54247211S244WB	11435	12579	53.75	23.75	72	559	72.75
	88MH54248011S244WB	11778	12956	53.75	23.75	80	621	80.75
	88MH60247211S244WB*	12036	13240	59.75	23.75	72	585	80.25
	88MH60248011S244WB	12396	13637	59.75	23.75	80	683	89



Media Hub, 2 Hang-over Panels with White Board, 2 TV Areas, Bar Ht. Runoff	88MH54247241S266WB	11435	11435	53.75	23.75	72	559	72.75
	88MH54248011S266WB	11778	11778	53.75	23.75	80	621	80.75
	88MH60247241S266WB*	12036	12036	59.75	23.75	72	585	80.25
	88MH60248011S266WB	12396	12396	59.75	23.75	80	683	89



Media Hub, 2 Hang-over Panels with White Board, 2 TV Areas, Desk Ht. & Bar Ht. Runoff	88MH54247241S246WB	11435	12579	53.75	23.75	72	559	72.75
	88MH54248011S246WB	11778	12956	53.75	23.75	80	621	80.75
	88MH60247211S246WB*	12036	13240	59.75	23.75	72	585	80.25
	88MH60248011S246WB	12396	13637	59.75	23.75	80	683	89



ORDERING NOTES:

Please note that runoff tops and bases are sold separately, please see pages 98-100 for item numbers and pricing. Hangover panel is available in veneer or palette. If not specified white palette is default.

ORDERING PROCEDURE

To order, please specify the following:

- 1) Krug product model number
- 2) Wood species and finish

CODE DESCRIPTION

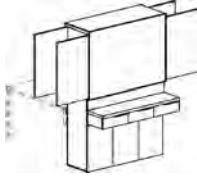
S2 - 2 TV areas
 WB - white board
 11 - closed bookcase
 B - drawer bank
 4 - use with desk height runoff
 6 - use with bar height runoff

STANDARD FINISHES

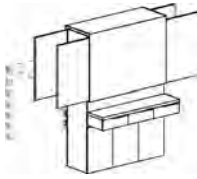
For a complete list of standard wood finishes, please see page 9.

ADESSO MEDIA HUB | 2 HANG OVER PANELS, WHITE BOARD

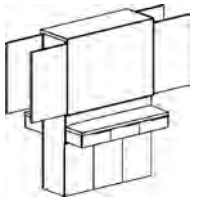
Description	Model	Oak		W	D	H	Shipping Weight	Cubic Feet
		Cherry Maple	Anigre Walnut					
Media Hub, 2 Hang-over Panels with White Board, 2 TV Areas, Drawers/ Desk Ht. Runoff	88MH54247211S2B4WB	13745	15116	53.75	23.75	72	559	72.75
	88MH54248011S2B4WB	14087	15493	53.75	23.75	80	621	80.75
	88MH60247211S2B4WB*	14416	15857	59.75	23.75	72	585	80.25
	88MH60248011S2B4WB	14777	16255	59.75	23.75	80	683	89



Media Hub, 2 Hang-over Panels with White Board, 2 TV Areas, Drawers/ Bar Ht. Runoff	88MH54247211S2B6WB	13745	15116	53.75	23.75	72	559	72.75
	88MH54248011S2B6WB	14087	15493	53.75	23.75	80	621	80.75
	88MH60247211S2B6WB*	14416	15857	59.75	23.75	72	585	80.25
	88MH60248011S2B6WB	14777	16255	59.75	23.75	80	683	89



Media Hub, 2 Hang-over Panels with White Board, 2 TV Areas, 2 Drawers	88MH54247211S2BBWB	16050	17655	53.75	23.75	72	559	72.75
	88MH54248011S2BBWB	16393	18033	53.75	23.75	80	621	80.75
	88MH60247211S2BBWB*	16796	18476	59.75	23.75	72	585	80.25
	88MH60248011S2BBWB	17156	18872	59.75	23.75	80	683	89



ORDERING NOTES:

Please note that runoff tops and bases are sold separately, please see pages 98-100 for item numbers and pricing. Hangover panel is available in veneer or palette. If not specified white palette is default.

DIMENSION KEY

W - width
D - depth
H - height



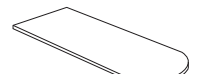

CODE DESCRIPTION

S2 - 2 TV areas
WB - white board
11 - closed bookcase
B - drawer bank
4 - use with desk height runoff
6 - use with bar height runoff

STANDARD FINISHES

For a complete list of standard wood finishes, please see page 9.

ADESSO MEDIA HUB | DESK HEIGHT RUNOFF TOPS

Description	Model	Oak			W	D	H	Shipping Weight	Cubic Feet
		Cherry Maple	Anigre Walnut	Laminate					
 Desk Height, Rectangular Runoff Top	88MHR60364	1732	1906	1732	59.5	35.75	29.5	85	5
	88MHR60424	1839	2021	1839	59.5	41.75	29.5	98	6
	88MHR66364	1782	1959	1782	65.5	35.75	29.5	93	5.5
	88MHR66424	1889	2079	1889	65.5	41.75	29.5	106	6.5
	88MHR72364	1829	2011	1829	71.5	35.75	29.5	100	6
	88MHR72424	1939	2133	1939	71.5	41.75	29.5	115	7
	88MHR78364	2006	2206	2006	77.5	35.75	29.5	108	6.5
	88MHR78424	2126	2338	2126	77.5	41.75	29.5	118	7.5
	88MHR84364	2053	2257	2053	83.5	35.75	29.5	115	7
	88MHR84424	2477	2725	2477	83.5	41.75	29.5	135	8
	88MHR96364	2452	2698	2452	95.5	35.75	29.5	140	7.5
88MHR96424	2594	2855	2594	95.5	41.75	29.5	160	9	
 Desk Height, Arc Runoff Top	88MHAR60364	1834	2016	1834	59.5	35.75	29.5	85	5
	88MHAR60424	1937	2131	1937	59.5	41.75	29.5	98	6
	88MHAR66364	1875	2062	1875	65.5	35.75	29.5	93	5.5
	88MHAR66424	1981	2178	1981	65.5	41.75	29.5	106	6.5
	88MHAR72364	1917	2109	1917	71.5	35.75	29.5	100	6
	88MHAR72424	2027	2230	2027	71.5	41.75	29.5	115	7
	88MHAR78364	2276	2503	2276	77.5	35.75	29.5	108	6.5
	88MHAR78424	2375	2610	2375	77.5	41.75	29.5	118	7.5
	88MHAR84364	2644	2909	2644	83.5	35.75	29.5	115	7
	88MHAR84424	2791	3070	2791	83.5	41.75	29.5	135	8
	88MHAR96364	3112	3422	3112	95.5	35.75	29.5	140	7.5
88MHAR96424	3280	3610	3280	95.5	41.75	29.5	160	9	
 Desk Height, Bullet Runoff Top	88MHR60364	1834	2016	1834	59.5	35.75	29.5	85	5
	88MHR60424	1937	2131	1937	59.5	41.75	29.5	98	6
	88MHR66364	1875	2062	1875	65.5	35.75	29.5	93	5.5
	88MHR66424	1981	2178	1981	65.5	41.75	29.5	106	6.5
	88MHR72364	1917	2109	1917	71.5	35.75	29.5	100	6
	88MHR72424	2027	2230	2027	71.5	41.75	29.5	115	7
	88MHR78364	2276	2503	2276	77.5	35.75	29.5	108	6.5
	88MHR78424	2373	2610	2373	77.5	41.75	29.5	118	7.5
	88MHR84364	2644	2909	2644	83.5	35.75	29.5	115	7
	88MHR84424	2791	3070	2791	83.5	41.75	29.5	135	8
	88MHR96364	3112	3422	3112	95.5	35.75	29.5	140	7.5
88MHR96424	3280	3610	3280	95.5	41.75	29.5	160	9	
ORDERING NOTES: Please note that 2" Square Metal legs cannot be specified with the Bullet Runoff top.									
 Desk Height, VISIO Runoff Top	88MHVR6036-424	1965	2161	1965	59.5	35.75	29.5	98	6
	88MHVR6042-484	2075	2282	2075	59.5	41.75	29.5	110	6.5
	88MHVR6636-424	2016	2218	2016	65.5	35.75	29.5	106	6.5
	88MHVR6642-484	2129	2342	2129	65.5	41.75	29.5	120	7
	88MHVR7236-424	2066	2272	2066	71.5	35.75	29.5	115	7
	88MHVR7242-484	2184	2400	2184	71.5	41.75	29.5	130	7.5
	88MHVR7836-424	2368	2603	2368	77.5	35.75	29.5	118	7.5
	88MHVR7842-484	2468	2714	2468	77.5	41.75	29.5	145	8
	88MHVR8436-424	2749	3026	2749	83.5	35.75	29.5	135	8
	88MHVR8442-484	2904	3191	2904	83.5	41.75	29.5	155	9
	88MHVR9636-424	3236	3560	3236	95.5	35.75	29.5	160	9
88MHVR9642-484	3413	3751	3413	95.5	35.75	29.5	175	10	

ORDERING PROCEDURE

To order, please specify the following:
 1) Krug product model number
 2) Wood species and finish





STANDARD FINISHES

For a complete list of standard wood finishes, please see page 9.

GROMMETS

One wiring grommet in standard position is optional at no charge. See page 12 for more information.

ADESSO MEDIA HUB | BAR HEIGHT RUNOFFS

Description	Model	Oak	Anigre	Laminate	W	D	H	Shipping Weight	Cubic Feet
		Cherry Maple	Walnut						
Bar Height, Rectangular Runoff 	88MHR60366	1732	1906	1732	59.5	35.75	29.5	85	5.25
	88MHR60426	1839	2021	1839	59.5	41.75	29.5	98	5.75
	88MHR66366	1782	1959	1782	65.5	35.75	29.5	93	5.5
	88MHR66426	1889	2079	1889	65.5	41.75	29.5	106	6.5
	88MHR72366	1829	2011	1829	71.5	35.75	29.5	100	6
	88MHR72426	1939	2133	1939	71.5	41.75	29.5	115	7
	88MHR78366	2006	2206	2006	77.5	35.75	29.5	108	6.5
	88MHR78426	2126	2338	2126	77.5	41.75	29.5	118	7.5
	88MHR84366	2053	2257	2053	83.5	35.75	29.5	115	7
	88MHR84426	2477	2725	2477	83.5	41.75	29.5	135	8
	88MHR96366	2452	2698	2452	95.5	35.75	29.5	140	8
	88MHR96426	2594	2855	2594	95.5	41.75	29.5	160	9
Bar Height, Arc Runoff 	88MHAR60366	1834	2016	1834	59.5	35.75	41.5	85	5.25
	88MHAR60426	1937	2131	1937	59.5	41.75	41.5	98	5.75
	88MHAR66366	1875	2062	1875	65.5	35.75	41.5	93	5.5
	88MHAR66426	1981	2178	1981	65.5	41.75	41.5	106	6.5
	88MHAR72366	1917	2109	1917	71.5	35.75	41.5	100	6
	88MHAR72426	2027	2230	2027	71.5	41.75	41.5	115	7
	88MHAR78366	2276	2503	2276	77.5	35.75	41.5	108	6.5
	88MHAR78426	2375	2610	2375	77.5	41.75	41.5	118	7.5
	88MHAR84366	2644	2909	2644	83.5	35.75	41.5	115	7
	88MHAR84426	2791	3070	2791	83.5	41.75	41.5	135	8
	88MHAR96366	3112	3422	3112	95.5	35.75	41.5	140	8
	88MHAR96426	3280	3610	3280	95.5	41.75	41.5	160	9
Bar Height, Bullet Runoff 	88MHBR60366	1834	2016	1834	59.5	35.75	41.5	85	5.25
	88MHBR60426	1937	2131	1937	59.5	41.75	41.5	98	5.75
	88MHBR66366	1875	2062	1875	65.5	35.75	41.5	93	5.5
	88MHBR66426	1981	2178	1981	65.5	41.75	41.5	106	6.5
	88MHBR72366	1917	2109	1917	71.5	35.75	41.5	100	6
	88MHBR72426	2027	2230	2027	71.5	41.75	41.5	115	7
	88MHBR78366	2276	2503	2276	77.5	35.75	41.5	108	6.5
	88MHBR78426	2373	2610	2373	77.5	41.75	41.5	118	7.5
	88MHBR84366	2644	2909	2644	83.5	35.75	41.5	115	7
	88MHBR84426	2791	3070	2791	83.5	41.75	41.5	135	8
	88MHBR96366	3112	3422	3112	95.5	35.75	41.5	140	8
	88MHBR96426	3280	3610	3280	95.5	41.75	41.5	160	9
ORDERING NOTES:									
Please note that 2" Square Metal legs cannot be specified with the Bullet Runoff top.									
Bar Height, Visio Runoff 	88MHVR6036-426	1965	2161	1965	59.5	35.75	41.5	98	6
	88MHVR6042-486	2075	2282	2075	59.5	41.75	41.5	110	6.5
	88MHVR6636-426	2016	2218	2016	65.5	35.75	41.5	106	6.5
	88MHVR6642-486	2129	2342	2129	65.5	41.75	41.5	120	7
	88MHVR7236-426	2066	2272	2066	71.5	35.75	41.5	115	7
	88MHVR7242-486	2184	2400	2184	71.5	41.75	41.5	130	7.5
	88MHVR7836-426	2368	2603	2368	77.5	35.75	41.5	118	7.5
	88MHVR7842-486	2468	2714	2468	77.5	41.75	41.5	145	8
	88MHVR8436-426	2749	3026	2749	83.5	35.75	41.5	135	8
	88MHVR8442-486	2904	3191	2904	83.5	41.75	41.5	155	9
	88MHVR9636-426	3236	3560	3236	95.5	35.75	41.5	160	9
	88MHVR9642-486	3413	3751	3413	95.5	41.75	41.5	175	10

DIMENSION KEY

W - width
D - depth
H - height


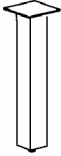




STANDARD FINISHES

For a complete list of standard wood finishes, please see page 9.

GROMMETS

One wiring grommet in standard position is optional at no charge. See page 13 for more information.

ADESSO MEDIA HUB | BAR HEIGHT RUNOFFS & BASES

Description	Model	Oak Cherry Maple	Anigre Walnut	Laminate	W	D	H	Shipping Weight	Cubic Feet
	88MHVAR6036-426	2000	2199	2000	59.5	41.75	41.5	98	6
	88MHVAR6042-486	2104	2313	2104	65.5	35.75	41.5	110	6.5
	88MHVAR6636-426	2043	2247	2043	65.5	41.75	41.5	106	6.5
	88MHVAR6642-486	2148	2362	2148	71.5	35.75	41.5	120	7
	88MHVAR7236-426	2087	2298	2087	71.5	41.75	41.5	115	7
	88MHVAR7242-486	2149	2366	2149	77.5	35.75	41.5	130	7.5
	88MHVAR7836-426	2337	2571	2337	77.5	41.75	41.5	118	7.5
	88MHVAR7842-486	2452	2698	2452	83.5	35.75	41.5	145	8
	88MHVAR8436-426	2707	2977	2707	83.5	41.75	41.5	135	8
	88MHVAR8442-486	2844	3129	2844	95.5	35.75	41.5	155	9
	88MHVAR9636-426	3176	3492	3176	95.5	35.75	41.5	160	9
	88MHVAR9642-486	3336	3670	3336	59.5	41.75	41.5	175	10
	88LG429S1	516	567		4	4	28	-	1
	88LG442S1	479	527		4	4	41	-	1.5
Legs required per runoff: 1									
	88LG429D8	753			4	4	28	-	1
	88LG442D8	704			4	4	41	-	1.5
Legs required per runoff: 1									
	88141828	598			18	18	28.5	30	8
	88141842	628			18	18	41	35	8.5
Legs required per runoff: 1									
	88LG229M	431			2	2	28	19	3
	88LGX242M	655			2	2	41	-	4
Legs required per runoff: 2									
ORDERING NOTES: Please note that 2" Square Metal legs cannot be specified with the Bullet Runoff top									
	88LG2029TR5	447			3	20	28	-	1
	88LG2042TR5	499			3	20	41	-	1.5
Legs required per runoff: 1									

ORDERING PROCEDURE

To order, please specify the following:
 1) Krug product model number
 2) Wood species and finish


STANDARD FINISHES


For a complete list of standard wood finishes, please see page 9.


BASE


A 29" base is to be used to achieve a desk height runoff, 42" base is to be used for bar height runoff.

ADESSO MEDIA HUB | STORAGE

Description	Model	Oak		W	D	H	Shipping Weight	Cubic Feet
		Cherry Maple	Anigre Walnut					
Media Hub Storage & Waste/Recycling 	88MHST241872103L	4748	5226	24	17.75	72	132	20
	88MHST241872103R	4748	5226	24	17.75	72	132	20
	88MHST241880103L*	4820	5303	24	17.75	80	156	22.5
	88MHST241880103R	4820	5303	24	17.75	80	156	22.5

Media Hub Storage, 5 Closed 	88MHST24187211L	4022	4422	24	17.75	72	160	20
	88MHST24187211R	4022	4422	24	17.75	72	160	20
	88MHST24188011L*	4081	4490	24	17.75	80	188	22.25
	88MHST24188011R	4081	4490	24	17.75	80	188	22.25

Media Hub Storage, 5 Closed Back Painted Glass Doors 	88MHST24187211ZL	5457	6006	24	17.75	72	160	20
	88MHST24187211ZR	5457	6006	24	17.75	72	160	20
	88MHST24188011ZL*	6203	6824	24	17.75	80	188	22.25
	88MHST24188011ZR	6203	6824	24	17.75	80	188	22.25

Media Hub Storage, 2 Box/1 File drawer/ 3 Closed 	88MHST24187293L	4186	4370	24	17.75	72	118	20
	88MHST24187293R	4186	4370	24	17.75	72	118	20
	88MHST24188093L*	4250	4439	24	17.75	80	152	22.25
	88MHST24188093R	4250	4439	24	17.75	80	152	22.25








DIMENSION KEY

W - width
D - depth
H - height

STANDARD FINISHES

For a complete list of standard wood finishes, please see page 9.

ADESSO MEDIA HUB | STORAGE

Description	Model	Oak Cherry Maple	Anigre Walnut	W	D	H	Shipping Weight	Cubic Feet
Media Hub Storage, 2 Box/1File Drawer/ 3 Closed Back Painted Glass Doors	88MHST24187293ZL 88MHST24187293ZR 88MHST24188093ZL* 88MHST24188093ZR	5129 5129 5464 5464	5328 5328 5676 5676	24 24 24 24	17.75 17.75 17.75 17.75	72 72 80 80	118 118 152 152	20 20 22.25 22.25
								
Media Hub Wardrobe, Coat Hooks & Shelf	88MHWR24187201L 88MHWR24187201R 88MHWR24188001L* 88MHWR24188001R	3440 3440 3490 3490	3781 3781 3840 3840	24 24 24 24	17.75 17.75 17.75 17.75	72 72 80 80	148 148 174 174	20 20 22.5 22.5
								
Media Hub Wardrobe, Coat Hooks & Shelf Back Painted Glass Doors	88MHWR24187201ZL 88MHWR24187201ZR 88MHWR24188001ZL* 88MHWR24188001ZR	5215 5215 5590 5590	5738 5738 6151 6151	24 24 24 24	17.75 17.75 17.75 17.75	72 72 80 80	148 148 174 174	20 20 22.5 22.5
								
HDMI Technology Bay, Graphite Gray	88HDMITB	9043		13.25	8	9.5	-	-
								
HDMI to VGA Adaptor pack & Audio Support	88HDMI/ VGA	556		-	-	-	-	-
								
HDMI to Display Port & Adaptor Pack	88HDMI/DP	174		60	2.5	1	5	0.75
								
HDMI to Mini Display Port & Thunderbolt Adaptor Pack	88HDMI/ MDP	153		3.5	1.75	-	5 0.	25
								
	This module includes: 4 simplex receptacles, 4 HDMI show me cables, HDMI 4 position switchbox, 2 plate cutouts, 15' HDMI monitor cable, 108" power cord.							
	NOTES: This module is mounted in the runoff tops near the meadia hub cabinet. This module is large and knee clearance can be an issue on 36" deep tops if someone is seated next to it. Technology adaptors are available for use in the 2 plate cutouts.							

ORDERING PROCEDURE

To order, please specify the following:
1) Krug product model number
2) Wood species and finish

STANDARD FINISHES

For a complete list of standard wood finishes, please see page 9.

ADESSO | MODULAR PEDESTALS WITH FINISHED BACKS

Description	Model	Oak		W	D	H	Shipping Weight	Cubic Feet
		Cherry Maple	Anigre Walnut					
Pedestal Desk Height, 2 Box, 1 File	88PFB16204F	1555	1722	15.75	20	28	62	6.25
	88PFB16244F*	1650	1814	15.75	24	28	66.7	25
	88PFB16304F	1775	1953	15.75	30	28	74	9



Pedestal Desk Height, 2 File	88PFB16204D	1524	1676	15.75	20	28	60	6.25
	88PFB16244D*	1608	1770	15.75	24	28	66	7.25



Pedestal Desk Height, Open, 1 File	88PFB16202815	1760	1937	15.75	20	28	46	6.25
	88PFB16242815*	1832	2014	15.75	24	28	52	7.75
	88PFB16302815	1942	2138	15.75	30	28	61	9



Desk Height, Equipment Pedestal with Pull Out Shelf	88PFBPCU162428	2180	2398	15.75	24	28	65	7.25
-----------------------------------------------------	----------------	------	------	-------	----	----	----	------



ORDERING NOTES:

Box and pedestal file drawers are available with a soft-closing drawer option. Please add 'S' to the end of the model number and **\$142 list.** e.g. 88MP16204FS.

DIMENSION KEY

W - width
D - depth
H - height

CODE DESCRIPTION

4 - desk height
D - 2 file drawer
F - 2 box, 1 file drawer
15- open, 1 file

STANDARD FINISHES

For a complete list of standard wood finishes, please see page 9.

ADESSO MEDIA HUB | MODULAR PEDESTALS WITH FINISHED BACKS

Description	Model	Oak		W	D	H	Shipping Weight	Cubic Feet
		Cherry Maple	Anigre Walnut					
Pedestal Desk	88PFB30202801	2740	3012	29.75	20	28	164	11.25
Height, 2 Lateral File	88PFB36202801	2865	3151	35.75	20	28	170	13.5
	88PFB30242801	2907	3196	29.75	24	28	168	13.25
	88PFB36242801*	3005	3306	35.75	24	28	174	16



Combination Pedestal Desk	88PFB362042802	3397	3734	35.75	20	28	178	13.5
Height	88PFB362442802*	3520	3873	35.75	24	28	162	16
	88PFB362042804	3397	3734	35.75	20	28	178	13.5
	88PFB362442804	3520	3873	35.75	24	28	162	16



Combination Pedestal Desk	88PFB302042815	3200	3520	29.75	20	28	175	11.25
Height Open, File	88PFB362042815	3324	3657	35.75	20	28	178	13.5
	88PFB302442815	3369	3705	29.75	24	28	160	13.25
	88PFB362442815*	3450	3796	35.75	24	28	162	16



Recycle Center Pedestal, Desk Height	88PFBRC16244L	3185	3502	15.75	24	28	80	7.25
	88PFBRC16244R*	3185	3502	15.75	24	28	80	7.25



ORDERING NOTES:

Box and pedestal file drawers are available with a soft-closing drawer option. Please add 'S' to the end of the model number and **\$142 list.** e.g. 88MP16204FS.

ORDERING PROCEDURE

To order, please specify the following:
 1) Krug product model number
 2) Wood species and finish

CODE DESCRIPTION

4 - desk height
 F - 2 box, 1 file drawer
 01 - 2 lateral file
 02 - box, box on right, file on left, lateral file
 15 - open, lateral file

STANDARD FINISHES

For a complete list of standard wood finishes, please see page 9.

ADESSO | 3/4 HEIGHT MODULAR PEDESTALS WITH FINISHED BACKS

Description	Model	Oak Cherry Maple	Anigre Walnut	W	D	H	Shipping Weight	Cubic Feet
Printer Pedestal, Desk Height	88PFBPP24244	3422	3552	23.75	24	28	65	9



Pedestal 3/4 Height, Box,File	88PFB16203F	1286	1424	15.75	20	23	50	5
	88PFB16243F*	1371	1502	15.75	24	23	54	5.75



Pedestal 3/4 Height, Box, Lateral	88PFB1620315	1328	1471	15.75	20	23	40	5
	88PFB1624315*	1412	1666	15.75	24	23	44	5.75



Pedestal 3/4 Height, Box, Lateral	88PFB30202316	2530	2791	29.75	20	23	135	9
	88PFB30242316	2614	2876	29.75	24	23	137	10.75
	88PFB36202316*	2627	2898	35.75	20	23	155	10.5
	88PFB36242316	2710	2977	35.75	24	23	149	12.5



ORDERING NOTES:

Box and pedestal file drawers are available with a soft-closing drawer option. Please add 'S' to the end of the model number and **\$142 list**. e.g. 88MP16204FS.

DIMENSION KEY

W - width
D - depth
H - height

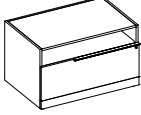
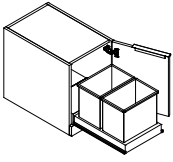
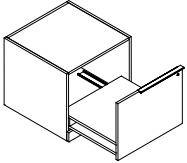
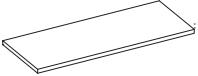
CODE DESCRIPTION

4 - desk height
F - 2 box, 1 file drawer
01- 2 lateral file
15- open, lateral file
16- box, lateral file

STANDARD FINISHES

For a complete list of standard wood finishes, please see page 9.

ADESSO | 3/4 HEIGHT MODULAR PEDESTALS WITH FINISHED BACKS

Description	Model	Oak Cherry Maple	Anigre Walnut	W	D	H	Shipping Weight	Cubic Feet
 Pedestal 3/4 Height, Open, Lateral	88PFB30202315	2654	2930	29.75	20	23	125	9
	88PFB30242315	2740	3013	29.75	24	23	127	10.75
	88PFB36202315*	2752	3052	35.75	20	23	139	10.5
	88PFB36242315	2983	3274	35.75	24	23	145	12.5
 Recycle Center Pedestal, 3/4 Height	88PFBRC16243L	2920	3212	15.75	24	23	55	7.25
	88PFBRC16243R*	2920	3212	15.75	24	23	55	7.25
 Printer Pedestal, 3/4 Height	88PFBPP242423	2977	3275	23.75	24	23	55	8.5
 Work Surfaces	88TP3020	644	708	29.75	20	-	30	2
	88TP3024	672	738	29.75	24	-	35	2.25
	88TP3030	774	850	29.75	30	-	35	2
	88TP3036	1030	1134	29.75	36	-	38	2.75
	88TP3620	699	770	35.75	20	-	35	2.25
	88TP3624	771	848	35.75	24	-	40	2.5
	88TP3630	1030	1134	35.75	30	-	38	2.75
	88TP3636	1157	1273	35.75	36	-	38	2.75
	88TP4220	774	850	42	20	-	32	2.25
	88TP4224	901	989	42	24	-	36	2.75
	88TP4230	1157	1273	42	30	-	43	3.25
	88TP4236	1416	1555	42	36	-	50	3.75
	88TP4820	854	940	47.75	20	-	42	2.75
	88TP4824	990	1087	47.75	24	-	45	3
	88TP4830	1286	1416	47.75	30	-	48	3.5
	88TP4836	1543	1697	47.75	36	-	56	4.25
	88TP5420	964	1060	53.75	20	-	52	3.25
	88TP5424*	992	1093	53.75	24	-	54	3.5
	88TP5430	1416	1555	53.75	30	-	53	4
	88TP5436	1800	1980	53.75	36	-	62	4.75
88TP6020	1019	1124	59.75	20	-	56	3.5	
88TP6024	1050	1154	59.75	24	-	65	4	
88TP6030	1673	1840	59.75	30	-	58	4.5	
88TP6036	1929	2121	59.75	36	-	68	5.25	

ORDERING PROCEDURE

To order, please specify the following:
 1) Krug product model number
 2) Wood species and finish


CODE DESCRIPTION


3 - 3/4 height
 15- open, lateral file


STANDARD FINISHES


For a complete list of standard wood finishes,
 please see page 9.

ADESSO | MODULAR TOPS & SUPPORTS

Description	Model	Oak Cherry Maple	Anigre Walnut	W	D	H	Shipping Weight	Cubic Feet
Work Surfaces, Continued 	88TP6620	1157	1273	66	20	-	45	3.5
	88TP6624	1416	1555	66	24	-	52	4
	88TP6630	1800	1980	66	20	-	63	4.75
	88TP6636	2186	2404	66	24	-	73	5.5
	88TP7220	1079	1185	71.5	20	-	67	4.25
	88TP7224	1106	1216	71.5	24	-	78	4.75
	88TP7230	1929	2121	71.5	20	-	68	5.25
	88TP7236	2314	2546	71.5	24	-	79	6
	88TP7820	1390	1527	78	20	-	32	5.25
	88TP7824	1745	1917	78	24	-	36	5.75
	88TP7830	2180	2398	78	30	-	43	6.25
	88TP7836	2616	2878	78	36	-	50	6.75
	88TP8420	1162	1277	83.5	20	-	82	5
	88TP8424	1189	1308	83.5	24	-	89	5.5
	88TP8430	2314	2546	83.5	20	-	85	6
	88TP8436	2700	2971	83.5	24	-	99	7
	88TP9024	1259	1384	89.5	24	-	97	6
	88TP9030	2442	2686	89.5	24	-	90	6.5
	88TP9036	2957	3254	89.5	24	-	105	7.5
	88TP9624	1328	1460	95.5	24	-	102	6.25
88TP9630	2571	2827	95.5	24	-	95	6.75	
88TP9636	3084	3393	95.5	24	-	111	8	
88TP10824	1426	1569	107.5	24	-	113	7	

Full Height Gable 	88GB2029L	504	554	20	1.5	28	24	1.5
	88GB2029R	504	554	20	1.5	28	24	1.5
	88GB2429L*	547	601	24	1.5	28	28	1.75
	88GB2429R	547	601	24	1.5	28	28	1.75

Full Height Modesty Panels for Modular Tops with 2-16" Pedestals 	88MP6041	686	753	28	0.75	28	20	1.5
	88MP6641	754	831	34	0.75	28	24	2
	88MP7241	825	909	40	0.75	28	26	2.25
	88MP7841	922	1014	46	0.75	28	30	2.5
	88MP8441	1019	1124	52	0.75	28	36	2.75
	88MP9041	1189	1308	58	0.75	28	39	3.25
	88MP9641*	1356	1493	64	0.75	28	44	3.5
88MP10841	1608	1770	76	0.75	28	50	4	

4/4 Modesty Panels for Modular Tops with 1-16" Pedestal & 1 Gable 	88MP6042	686	753	43	0.75	28	28	2.25
	88MP6642	754	831	49	0.75	28	31	2.5
	88MP7242	825	909	55	0.75	28	34	2.75
	88MP7842	922	1014	61	0.75	28	37	3.25
	88MP8442	1019	1124	67	0.75	28	42	3.5
	88MP9042	1189	1308	73	0.75	28	47	4
	88MP9642*	1356	1493	79	0.75	28	52	4.25
88MP10842	1608	1770	91	0.75	28	58	5	


DIMENSION KEY


W - width
D - depth
H - height


STANDARD FINISHES

For a complete list of standard wood finishes, please see page 9.

ADESSO | MODULAR TOPS & SUPPORTS

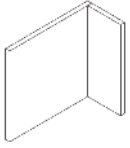
Description	Model	Oak		W	D	H	Shipping Weight	Cubic Feet
		Cherry Maple	Anigre Walnut					
 Full height modesty panels for modular tops with 2 gables	88MP6043	686	753	57	0.75	28	35	3
	88MP6643	754	831	63	0.75	28	38	3.5
	88MP7243	825	909	69	0.75	28	42	3.75
	88MP7843	922	1014	75	0.75	28	48	4
	88MP8443	1019	1124	81	0.75	28	51	4.5
	88MP9043	1189	1308	87	0.75	28	54	4.75
	88MP9643*	1356	1493	93	0.75	28	59	5
88MP10843	1608	1770	105	0.75	28	65	5.5	

 Full Height Work Surface Support - Half Gable, Use with Modesty Panel	88HG0729	364	401	7	1.5	28	8	1
	88HG1129*	462	508	11	1.5	28	14	1.25

 Full Height Work Surface Support - Half Gable, Use with no Modesty Panel	88HG1029NMP	604	663	10	1.5	28	14	1.25
-------------------------------------------------------------------------------------------------------------------------------------------------------------	-------------	-----	-----	----	-----	----	----	------

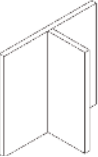
ORDERING NOTES:

Work surface support - Half Gable is used only when a modesty panel is not specified for an unsupported span greater than 60".

 Full Height Work Surface Support - L Base	88LB2029L	644	708	16	20	28	55	2.25
	88LB2029R	644	708	16	20	28	55	2.25
	88LB2429L	699	770	16	24	28	60	3
	88LB2429R*	699	770	16	24	28	60	3

ORDERING NOTES:

Work surface support - L Base is used only when a modesty panel is not specified for an unsupported span greater than 60".

 Full Height Work Surface Support - T Base	88TB120729*	867	955	12	7	28	37	1.25
	88TB121129	939	1031	12	11	28	45	1.5

ORDERING PROCEDURE

To order, please specify the following:


- 1) Krug product model number
- 2) Wood species and finish

CODE DESCRIPTION

STANDARD FINISHES

For a complete list of standard wood finishes, please see page 9.

ADESSO | MODULAR TOPS & SUPPORTS

Description	Model	Oak Cherry Maple	Anigre Walnut	W	D	H	Shipping Weight	Cubic Feet
 3/4 Height Gable	88GB2023L	476	524	20	1.5	23	24	1.5
	88GB2023R	476	524	20	1.5	23	24	1.5
	88GB2423L*	519	571	24	1.5	23	28	1.75
	88GB2423R	519	571	24	1.5	23	28	1.75
3/4 Height Modesty Panels for Modular Tops with 2- 16" Pedestals	88MP6031	602	662	28	0.75	23	20	1.5
	88MP6631	672	738	34	0.75	23	24	2
	88MP7231	741	817	40	0.75	23	26	2.25
	88MP7831	839	922	46	0.75	23	30	2.5
	88MP8431	939	1031	52	0.75	23	36	2.75
	88MP9031	1106	1216	58	0.75	23	39	3.25
	88MP9631*	1273	1401	64	0.75	23	44	3.5
	88MP10831	1524	1676	76	0.75	23	50	4
3/4 Height Modesty Panels for Modular Tops with 1- 16" Pedestal &1 Gable	88MP6032	602	662	43	0.75	23	21	1.75
	88MP6632	672	738	49	0.75	23	24	2
	88MP7232	741	817	55	0.75	23	27	2.25
	88MP7832	839	922	61	0.75	23	30	2.75
	88MP8432	939	1031	67	0.75	23	35	3
	88MP9032	1106	1216	73	0.75	23	40	3.5
	88MP9632*	1273	1401	79	0.75	23	45	3.75
	88MP10832	1524	1676	91	0.75	23	51	4.5
3/4 Height Modesty Panels for Modular Tops with 2 Gables	88MP6033	602	662	57	0.75	23	26	2
	88MP6633	672	738	63	0.75	23	29	2.5
	88MP7233	741	817	69	0.75	23	33	2.75
	88MP7833	839	922	75	0.75	23	39	3
	88MP8433	939	1031	81	0.75	23	42	3.5
	88MP9033	1106	1216	87	0.75	23	45	3.75
	88MP9633*	1273	1401	93	0.75	23	50	4
	88MP10833	1524	1676	105	0.75	23	56	4.5
3/4 Height Work Sur- face Support - Half Gable	88HG0723	309	339	7	1.5	23	8	1
	88HG1123*	407	448	11	1.5	23	14	1.25

ORDERING NOTES:

Work surface support - Half Gable is used only when a modesty panel is not specified for an unsupported span greater than 60".

DIMENSION KEY

W - width
D - depth
H - height

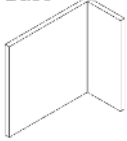
CODE DESCRIPTION

4 - desk height
D - 2 file drawer
F - 2 box, 1 file drawer
01 - 2 lateral file
15 - open, lateral file
16 - box, lateral file


STANDARD FINISHES

For a complete list of standard wood finishes, please see page 9.

ADESSO | MODULAR SUPPORTS & POWER/DATA

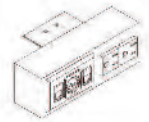
Description	Model	Oak	Anigre	W	D	H	Shipping Weight	Cubic Feet
		Cherry Maple	Walnut					
 3/4 Height Work Surface Support - L Base	88LB2023L	588	646	16	20	23	43	2.25
	88LB2023R	588	646	16	20	23	43	2.25
	88LB2423L	644	708	16	24	23	48	3
	88LB2423R*	644	708	16	24	23	48	3

NOTE: Work surface support - L Base is used only when a modesty panel is not specified for an unsupported span greater than 60".

 3/4 Height Work Surface Support - T Base	88TB120723	811	892	12	7	23	28	1.25
	88TB121123*	883	969	12	11	23	34	1.5

NOTE: Work surface support - T-Base is used only when a modesty panel is not specified for an unsupported span greater than 60".


Description	Model	Price	W	D	H	Shipping Weight	Cubic Feet
Under Mount Power/Data Module	88PDM01	588	-	-	-	-	-



Under Mount Power Data includes: 2 Simplex receptacles, 1 RJ11, 1 RJ45 & 1 USB Type A/B

ORDERING NOTES:

Under mount power data unit can be used for charging with a USB patch cord connected to a transformer.

 Silver Metallic Trough	88CT36	56	30	2	-	0.25	-
	88CT42	69	36	2	-	0.25	-
	88CT48	84	36	2	-	0.25	-
	88CT54	98	48	2	-	0.5	-
	88CT60	113	48	2	-	0.5	-
	88CT66	127	52	2	-	0.5	-
	88CT72	142	60	2	-	0.75	-
	88CT84	156	60	2	-	0.75	-

ORDERING NOTES: Used to manage cables to credenzas or floor monuments in desk runoffs, please see page 13 for more information.

 Height Adjustable Work Surface Cable Manager	88HACM1	82	4	3	21.5	5	0.25
---------------------------------------------------------------------------------------------------------------------------------	---------	----	---	---	------	---	------

ORDERING PROCEDURE

To order, please specify the following:

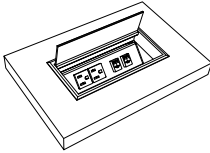
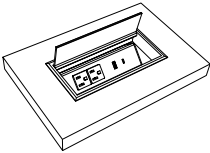
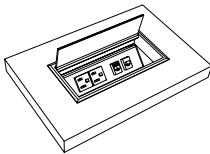
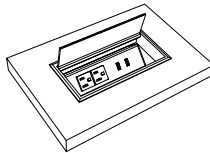
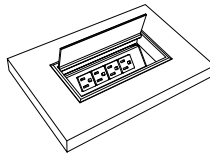
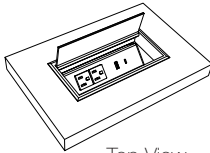
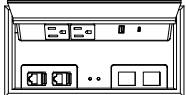
- 1) Krug product model number
- 2) Wood species and finish

STANDARD FINISHES

For a complete list of standard wood finishes, please see page 9.

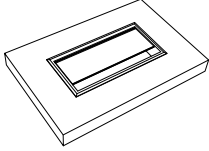
PowerPort is Satin Aluminum in color.

POWERPORTS

Description	Model	Price	W	D	H	Shipping Weight	Cubic Feet
PowerPort 1 - 2 RJ45s (Category 5/6)	PORT1	258	8	4	-	-	-
	Port Includes: 2 accessible power outlets & 1 side utility outlet powered by a 10' plug-in cord; 2 RJ45 (category 5/6) each with hard wired 10' data cords; 2 velcro wire managers and metal power port shroud. PortPort lid is Silver Metallic. NOTE: RJ45 jacks with hard wired data cords included here must be within 10' of building utilities source to be functional.						
PowerPort 2 - USB-A & USB-C	PORT2	260	8	4	-	-	-
	Port Includes: 2 accessible power outlets & 1 side utility outlet; 1 USB-A & 1 USB-C charging ports all powered by a 10' plug-in cord; 2 velcro wire managers and metal power port shroud. PortPort lid is Silver Metallic.						
PowerPort 3 - RJ11 & RJ45	PORT3	250	8	4	-	-	-
	Port Includes: 2 accessible power outlets & 1 side utility outlet; 1 RJ11 & 1 RJ45 (Category 5/6); 2 Velcro wire managers & PowerPort Shroud; 1 x 10 Foot Data Cords (T568A) & 1 x 14 Foot RJ11 (Telecomm); powered by a 10' plug-in cord. PortPort lid is Silver Metallic. NOTE: RJ45 & RJ11 jacks with hard wired data cords included here must be within 10' of building utilities source to be functional.						
PowerPort 4 - 2 USB-A	PORT4	265	8	4	-	-	-
	Port Includes: 2 accessible power outlets & 1 side utility outlet; 2- USB-A charging ports all powered by a 10' plug-in cord; 2 velcro wire managers and metal power port shroud. PortPort lid is Silver Metallic.						
PowerPort 5 - 4 Receptacles	PORT5	260	8	4	-	-	-
	Port Includes: 4 accessible power outlets & 1 side utility outlet powered by a 10' plug-in cord; 2 velcro wire managers and metal power port shroud. PortPort lid is Silver Metallic.						
PowerPort 6 - USB-A, USB-C & RJ45	PORT6	377	8	4	-	-	-
 	Port Includes: 2 accessible power outlets & 1 side utility outlet 1 USB-A, 1 USB-C charging ports all powered by a 10' plug-in power cord. Includes 2 velcro wire managers and metal power port shroud with 2 data plate knock outs, 1 #M02 plate insert & 2 #S01W RJ45 female input, punch down terminal output snap in jacks. 2nd data plate knock out is blank for future use.						

POWERPORTS

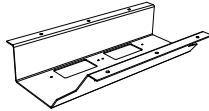
Description	Model	Price	W	D	H	Shipping Weight	Cubic Feet
Port - no Powerbar	Port0	127	8	4	-	-	-



Port Includes: Port Cover & Bracket/Shroud only.

ORDERING NOTE: Velcro wire managers not included, see below for pricing. PortPort lid is Silver Metallic.

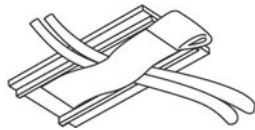
PowerPort Shroud with 2 Data Plate Knock-outs	SHROUD2KO	Must be requested - no upcharge	-	-	-	-	-
-----------------------------------------------	-----------	------------------------------------	---	---	---	---	---



Angled PowerPort Shroud Includes: shroud with 2 data plate knock-outs in the bottom.

ORDERING NOTE: Please refer to data plate, data and AV integration options on page XX.

Velcro Wire Manager (qty 1)	WM-4	24	2	4.5	0.5	-	-
-----------------------------	------	----	---	-----	-----	---	---



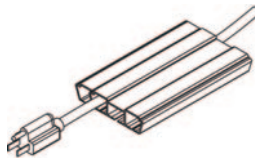
2 velcro wire managers are included with Ports 1-5.

Wire Management Trough	WM-72	169	72	3	1	-	-
------------------------	-------	-----	----	---	---	---	---



Wire Management Trough is standard in a 72" length & can be cut to specific length; double-sided tape installation.

4-Channel Wire Management	CM-72	214	72	3	1	-	-
---------------------------	-------	-----	----	---	---	---	---





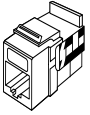
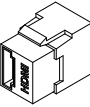
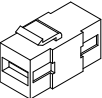
4-Channel Wire Management is standard in a 72" length & can be cut to specific length; double-sided tape installation.

Round Grommet	Round Grommet - Silver Metallic	142	-	-	-	-	-
	Round Grommet - Black	142	-	-	-	-	-



One 60mm Grommet in a standard position is available at no charge per table.

POWER/DATA

SNAP IN PORTS	Reference Code	Description	List Price
ADAPTOR PLATES			
	M02	Adaptor Plate (2) - accepts two snap in data ports	37
	M04	Adaptor Plate (4) - accepts four snap in data ports	37
	M06	Adaptor Plate (6) - accepts six snap in data ports	37
ORDERING NOTES: Blank covers are required when port is not in use, please see page 55.			
		RJ-45 - Category 6 data connection. This connector is also downwards compatible with Category 5 cabling. Connector is a female input with a #110 punch-down terminal block output (back side of Console interface) for on-site hard wire connection.	45
	S01W	RJ45-CAT6 (White)	
	S01B	RJ45-CAT6 (Blue)	
	S01R	RJ45-CAT6 (Red)	
		RJ11 - Telephone type connection. Connector is a female input with a #110 punch-down terminal block output (back side of Console interface) for on-site hard wire connection.	31
	S02W	RJ11 (White)	
	S02B	RJ11-B (Black)	
	S02G	RJ11-G (Green)	
	S02R	RJ11-R (Red)	
	S02Y	RJ11-Y (Yellow)	
	S04	HDMI - High Definition Multimedia Interface connection. Connector carries both HD audio and video data. Connector is a female-to-female pass through.	165
	S08	USB-A - Full size USB "A" style connection. Connector is a female-to-female pass through.	59



FSC
www.fsc.org
FSC® C021699

The mark of responsible forestry



All products are air emissions certified and are available as FSC® certified

krug

solutions@krug.ca | www.krug.ca | 1.888.578.KRUG

Updated February 2024