

CASEGOODS
Price and Specification Guide
USA



Effective January 1, 2024

krug

Advancing Design Through Innovation

Updated February 2024

CASEGOODS | TABLE OF CONTENTS

2 Adesso

624 General Information
624 Warranty
626 Krug Textiles
627 C.O.M. & Laminates Program

ADESSO | TABLE OF CONTENTS

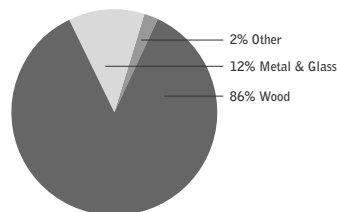
3	Environmental Summary
4	Veneers & Finishes
4	Veneer Grain Direction
5	Guidelines and Pricing Methods
5	Edge Profile, Pulls & Lock
6	General Product Specification
7	Connectivity
7	Height Adjustable Worksurface with Base Enclosure
8	Cable Management
9	Credenza Information
9	Linking Unit Information
10	Hutches, Overheads & Tackboard Information
11	Filing Configuration
11	Media Hub Information
12	Sample Configurations
13	Desk Runoffs for Full Height Credenzas
17	Desk Runoffs for 3/4 Height Credenzas
22	Linking Runoff Tops
23	Desks with Extended 3/4 Pedestals
24	Height Adjustable Worksurfaces
32	Open Desks
36	Desks
38	Returns
40	Linking Tops
41	Desk Height Credenzas
46	3/4 Height Credenzas
55	Overheads
59	Wall Mounted Back-Painted Glass
60	Panel Walls
63	Piers
64	Hutches
66	Storage
71	Wardrobes
73	Mobile Pedestals
73	Benches
75	Reception & Administrative Workstations
79	Media Hub
98	Modular Pedestals with Finished Backs
101	Modular Tops & Supports
105	PowerPorts/Data Connections & Cable Management

ADESSO | ENVIRONMENTAL SUMMARY

LEED CERTIFICATION



MATERIAL CONTENT:



PRE-CONSUMER
RECYCLED CONTENT - 81%

POST-CONSUMER
RECYCLED CONTENT - 3%

		CONTRIBUTES To
Credit 2.1 - 2.2	Construction Waste Management	1-
Credit 4.1	Recycled Content	1 point
Credit 4.2	Recycled Content	1 point
Credit 4.5	Low Emitting Materials, (MUST BE REQUESTED)	
	Composite Wood & Laminate Adhesives	1 point
Credit 5.1	Regional Materials*	1 point
Credit 7	Certified Wood (MUST BE REQUESTED)	1 point

*This credit is only applicable if in total 20% of the combined value of the procurement of construction materials and in the furniture are manufactured within a radius of 500 miles. This credit will apply if the installation of the finished product occurs within 500 miles of Kitchener, Ontario.



level® CERTIFICATION

BIFMA's e3 Furniture Sustainability Standard is a voluntary, multi-attribute standard that measures the degree of sustainability of furniture. This standard evaluates product and company environmental attributes and compliance systems in a wide range of elements which include Materials, Energy & Atmosphere, Human & Ecosystem Health and Social Responsibility. Adesso products have earned level®, BIFMA's sustainability certification program for furniture, certification through third-party verification against the e3 standard. All Adesso products can be supplied with level® certification. In order to accomplish this, the product must also be ordered with the air-emissions-certification option. Contact customer service for information and upcharges.



FSC
www.fsc.org
FSC® C021699

the mark of responsible forest

AIR-EMISSIONS

All Adesso products can be supplied with air-emissions-certified materials. Contact customer service for information and upcharges.

FSC®

FSC® In 2005, Krug received Forest Stewardship Council® (FSC®) Chain-of-Custody certification for our manufacturing facilities. The FSC® Chain-of-Custody tracks certified wood from seedling to final sale. It verifies that the material for our FSC® certified products only come from well-managed, FSC®-certified forests and other controlled sources. FSC® is dedicated to the promotion of responsible forest management worldwide helping to take care of forests for future generations. Adesso and other Krug products can be specified with FSC® Certification. Contact customer service for further information, pricing and lead times.

In addition, architects, designers, and building professionals can specify FSC®-certified products in order to achieve a point from the US. Green Building Council's Leadership in Energy and Environmental Design (LEED) Rating System.



ADESSO | VENEERS & FINISHES

WOOD FINISHES

Standard wood finishes are:

SPECIES	FINISH
OAK	Light Oak SilverGrey on Oak Espresso Oak Harvest Oak Mahogany Oak Medium Cherry on Oak Mellow Oak Walnut on Oak
CHERRY	American Cherry Appalachian Cherry Light Cherry Sable Cherry
MAPLE	Clear Maple Wheat Maple
WALNUT	Natural Walnut SilverGrey on Walnut Regular Walnut Dark Walnut Cordovan Walnut
ANIGRE	Clear Anigre Medium Anigre
PALETTE FINISHES	Black White Sand Soft Green Steel Blue Slate

WOOD FINISHES TO MATCH STANDARD LAMINATES

Willow on Rift Oak
Dune on Rift Oak
Portobello on Rift Oak
Ash on Rift Oak
Copper on Cherry
Shiraz Cherry
Park Avenue Walnut
Chocolate on Walnut
Nutmeg on Walnut
Dark Walnut
Hardrock Maple

VENEERS

Adesso veneers are quarter cut, except for White Oak, which is rift cut - both quarter cut and rift cut veneers provide a straight grain appearance. The grain direction of the veneers on vertical faces is horizontal.

NON-STANDARD VENEER SPECIES

In addition to range of standard wood species, Adesso can be made with virtually any commercially available veneers. To specify Sycamore, Mozambique or Zebrano add 5% List to Walnut list price. Mozambique, Zebrano & Sycamore are available in clear finish only. Other veneers are also available on Adesso, please contact customer service for more information and pricing on additional wood species not included in Adesso's standard offering.

NATURAL CHARACTERISTICS OF WOOD

Wood is a natural product with inherent color variations that will never be fully mitigated by the finishing process. Please anticipate variation in colors within a single unit, from piece to piece, and from Krug wood finish samples. If a very close match is required, a sample must be provided with the order and an upcharge will apply. Exact color matches are not possible.

CUSTOM WOOD FINISHES

Add 10% list to your order for special finishes, minimum upcharge is **\$525 list** per finish per order. (For example, on all orders up to \$5250 list, an **upcharge of \$525** will apply, on orders \$5000 and up add 10% list to your order.)

For orders with special finishes, a sample that is a minimum 3" by 3" must be received with the order. Special finishes may add an additional lead time to production schedules. Since wood is a natural product, some variations in grain, color and stain acceptance will occur. In our finishing processes, we try to minimize variations, but some variation between samples and finished goods should be anticipated.

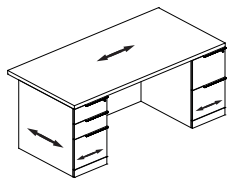
FINISH

Adesso Casegoods feature Krug's finish, a proprietary catalyzed varnish formulation, that has repeatedly shown through independent laboratory testing to be the industry leader in durability and abrasion resistance. The Krug finish looks better longer than competitors and is uniquely suited to the demands of high traffic environments.

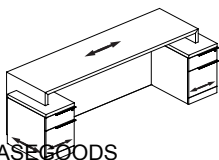
ADESSO | VENEER GRAIN DIRECTION

Adesso grain direction runs left to right on all cases. Providing a consistent wood grain direction is important in maintaining consistent color on adjacent worksurface. The arrows on the illustrations below show the grain direction on typical worksurfaces and case fronts.

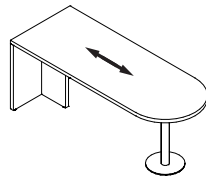
Desks



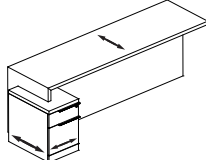
Credenza



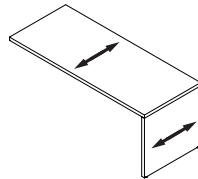
Curvilinear Desks



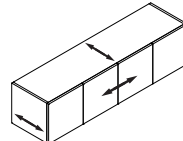
Returns & Linking Units



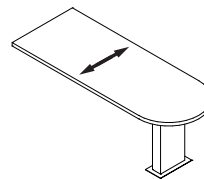
Rectangular Runoffs



Hutches and Overheads



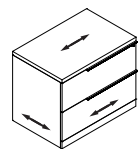
Curvilinear Runoffs



Storage



Drawer and Door Fronts



ADESSO | GUIDELINES AND PRICING METHODS

PRICING METHODS

Custom widths: Apply the price that is one standard size larger than the desired case size (but same depth).

Example: The required custom dimension is 74" x 30". The first standard size above this is 78" x 30", so in this case you would apply the price of the 78" x 30" unit.

Custom depths: Apply the price of the same unit one size deeper (but same width).

Example: The required custom dimension is 72" x 26". The first standard size above this is 72" x 30", so in this case you would apply the price of the 72" x 30" unit.

Custom width & depth: Apply the price of the same unit both one size wider and one size deeper.

Example: The required custom dimension is 74" x 26". The first standard size above this is 84" x 30", so in this case you would apply the price of the 84" x 30" unit.

OTHER PRICING METHODS

Custom height of desk height cases: Add 18% (31-32" hi)

Grommets in non-standard positions, **add: \$145 list**

To remove hutch or overhead doors, deduct: 4% list

Bookcase with optional vent in back (includes 2 vents and 1 grommet), **add: \$288 list**

2 lateral files and 3 or 4 closed shelves - convert to half open, half closed shelves, add: 15% list

2 lateral files and 3 or 4 closed shelves - convert to half open, half wardrobe, add: 15% list

To remove storage doors for open shelves, deduct: 4% list

EXCEPTIONS TO THE PRICING METHODS ABOVE

Sizes larger than largest shown in Price List.

Glass door – any style.

Cases with curvilinear tops where the radius becomes non-standard.

Please contact Krug Customer Service at 1.888.578.KRUG if you require assistance.

PLEASE NOTE: Cases with non-standard features do not apply to the rules above.

Contact Krug Customer Service if you require assistance.

ADESSO | EDGE PROFILE & PULLS


ADESSO EDGE PROFILE

Desks, Credenzas, Curvilinear Desks, Returns, Linking Units, Bookcases have profiles on all edges



ADESSO PULL STYLE

Pulls are available in Clear Satin Anodized Aluminum. Adesso pulls are located on the top right corner of each drawer front and cover 2/3rds of the drawer front. Pulls on storage doors are placed in the top corner opposite the door hinges. Pulls are not available on storage doors above the worksurface. These cases will feature a touch latch operation.



ADESSO | GENERAL PRODUCT SPECIFICATIONS

WORK SURFACES

Tops are 1 1/2" thick veneered particle board & MDF core with face and back veneer.

MODESTY PANELS

Modesty panels are standard on all desks, and optional on shaped tops, returns, linking units and credenzas. Modesty panels are 3/4" thick, with the exception of linking unit modesty panels which are 1 1/8" thick.

VENEER

Adesso veneers are quarter cut, except for White Oak, which is rift cut - both quarter cut and rift cut veneers provide a straight grain appearance. The grain direction of the veneers on vertical faces is horizontal.

FINISH

A five step catalyzed varnish finish that when dry has a sheen value of 32°, is applied to all finished cases. A lower sheen topcoat, 20°, can also be specified at standard pricing. All purchase orders must clearly note "lower sheen finish" in order to receive the optional selection.

LOCKS

Locks are provided as standard features on all pedestals, except bookcase pedestals, including those in desks, credenzas, and lateral file storage units. Satin Aluminum lock plugs are located on the fronts of all cases.

Locks are available on the bookcase doors at an **upcharge of \$145 list per set** of (2) doors, please specify at time of order. If a hutch or overhead has an uneven amount of doors the single lock required is **also \$145**. Locks for bookcase doors are generally located on the top inside corner of the door front. Locks for hutch and overhead doors are generally located on the lower inside corners. Suites can be keyed alike at no upcharge, please specify on purchase order.

LATCHES

All hutch, overhead and bookcase hinged doors (above the worksurface height), are equipped with touch latches mounted inside the top edge of the door.

DRAWERS

Desk box drawers have fully progressive full extension slides and are load rated at 100 lbs. per drawer.

Desk file drawers have a load bearing capacity of 130 lbs per drawer.

All other pedestal file drawers have fully progressive, full extension slides and are load rated at 100 lbs. per drawer.

All file drawers are equipped for letter and legal filing.

All box and pedestal file drawer slides have an optional soft-closing feature. Lateral file drawers do not have this option.

All drawer interiors are veneer on plywood, constructed with finger dovetail joints.

All box/box/file pedestals in desks are supplied with one molded black pencil tray.

GLIDES

Adjustable glides are 1 1/4" long and allow for a range of adjustment of 1". Glide inserts are installed at factory, glides need to be field installed.

METAL LEGS

The metal legs in Adesso have a Brushed Stainless finish.

HINGES

Hinges on all hutch, overhead and bookcase doors are European style with 110 degree opening. All hinges are fully adjustable.

PULLS

Pulls are Clear Satin Anodized Aluminum. Pulls are supplied on all drawers, and doors below desk height.

TESTING INFORMATION

Adesso meets or exceeds the testing requirements of ANSI/BIFMA X5.5-2014 and/or X5.9 - 2012.



ADESSO | CONNECTIVITY



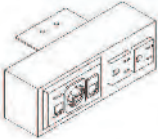
POWERPORT

A PowerPort is a unique worksurface mounted module that can be specified to a location that best serves the user's needs. It includes a UL approved electrical, voice and data power bar, containing two 115 - volt electrical simplex outlets which are accessible from the work surface, plus a utility outlet at the end for daisy chaining purposes. 3 data versions are available, please see page 110 for options.



PORT

A service module having no power bar will serve as a large grommet. A hinged lid easily enables the passage of several cables and devices.



UNDER MOUNT POWER DATA MODULE

The Power Data Module is mounted under the worksurface to provide connectivity to the user. The unit contains 2 simplex receptacles, 1 RJ11, 1 RJ45 and 1 USB Type A/B port. This power data module can be used for charging with a USB patch cord connected to a transformer. This provides the user a simple and convenient way to charge their electronic devices. Patch cords and transformer are conveniently available at most local electronic stores.



GROMMETS - Optional (Top Only)

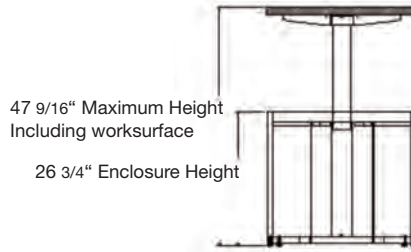
All cases may be specified with one grommet in a standard position at no upcharge. A **\$145 list upcharge** will apply to additional grommets in standard positions and for grommets requested in non-standard positions a **\$145 list upcharge** will apply. The grommet position must be indicated for each case on the order. Please specify location of grommet when ordering.

Grommets - Round

The round grommet in an aluminum finish with an open and shut mouse hole serves to provide cable passage for areas not requiring a large opening. The grommet position must be indicated for each case on the order. Grommets can be field installed with a power drill, 60 mm hole saw. Please keep in mind the location of the grommets when specifying pier hatches for use with worksurfaces. For example, a paper manager on the left-hand side may be used with a "C", "BR" or "AR" grommet.

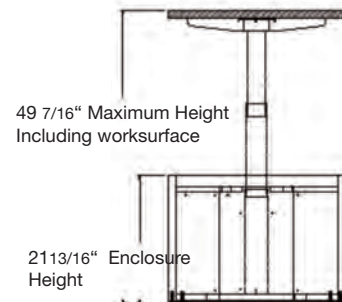
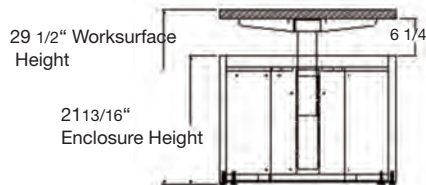
ADESSO | HEIGHT ADJUSTABLE WORKSURFACE WITH BASE ENCLOSURE

Single Stage Mechanism With Base Enclosure



The Single Stage mechanism with Base Enclosure has an adjustable height range of 28 11/16 - 47 9/16 inches. When the worksurface is at the lowest stage - desk height, the space between underside of the worksurface and the top of the Base Enclosure is 1/2 inch.

Dual Stage Mechanism With Base Enclosure



The Dual Stage mechanism with Base Enclosure has an adjustable height range of 23 7/16 - 49 7/16 inches. When the worksurface is at the standard desk height setting of 29 1/2", the space between underside of the worksurface and the top of the Base Enclosure is 6 1/4 inches. This allows for the full range of height adjustments.

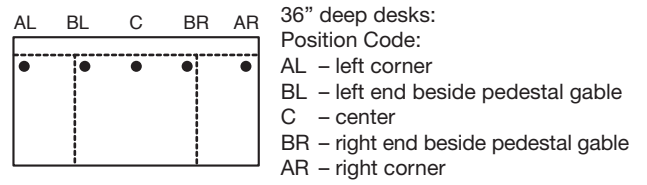
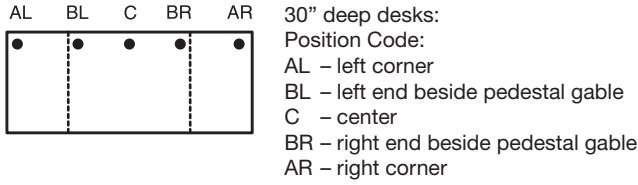
Custom Base Enclosures for the Dual Stage are available decreasing the gap below the worksurface to 1/2 inch.

Caution: this eliminates the ability to use the lower stage settings.

Custom Base Enclosures to further lower the minimum worksurface height are also available, removing the inside enclosure floor completely and allowing a minimum desk height of 22 7/16". Contact customer service for a quote.

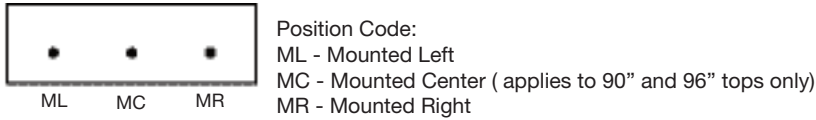
STANDARD GROMMET & POWERPORT POSITIONS

Desks, Credenzas, Link Units & Returns



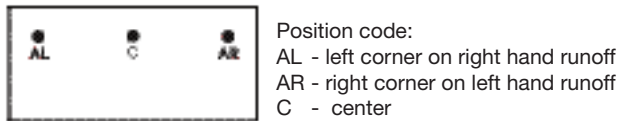
"BR" and "BL" are only available on tops 60" or longer.

3/4 height Credenzas for Mounted Runoffs with Power/Data Option



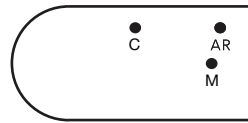
Rectangular Runoff Top Grommet & PowerPort

Guest Side

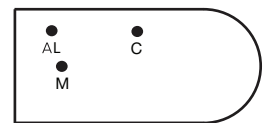


"AL" grommet and PowerPort locations apply to **rectangular runoffs**.

Curvilinear Runoffs and desks Grommet and PowerPort locations



User Side

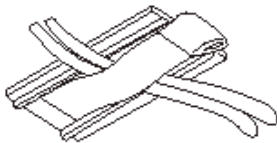


User Side

PEDESTAL ACCESS CABLE MANAGEMENT



All Adesso casegood desks, returns and credenzas allow for wire management behind the pedestal drawers. Pedestal gables feature a standard cable management opening allowing access to the rear of the pedestal cavity. By specifying a wiring grommet in a standard AL or AR position (see grommet locations above) cable can be conveniently threaded behind the pedestal drawers and through the wire management access grommet.



Velcro Cable Manager
A velcro wire management strip is available to assist in containing the cables



Cable Management PVC Trough
PVC Cable manager is used in credenzas, L and U workstations.

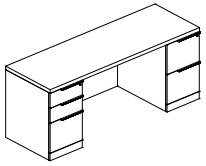


Cable Management for Runoffs
The Silver Metallic Trough is used to route cables from desk runoffs to credenza and out to the source.



Cable Management with Runoff and Wood Base
This represents cables running from desk runoffs through the Silver Metallic Trough and into the wood/metal base to a floor monument source.

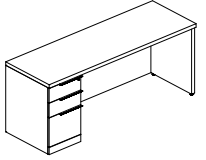
ADESSO | CREDENZAS & LINKING UNITS



CREDENZAS - Desk Height

Adecco offers a wide variety of credenzas for use as stand alone storage pieces, part of a connected worksurface configuration, or behind a desk.

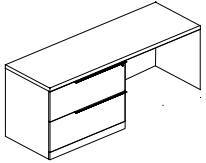
Choose from single or double pedestal options, with fixed or hinged modesty panel.



MODESTY PANELS

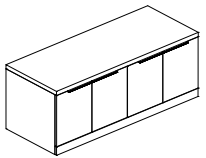
Credenzas with hinged modesty panels provide easy access to wall mounted electrical sources without wiring difficulties.

Credenzas with modesty panels have an added finished look, and all cases are available with a wiring grommet in a standard position for added cable management, please specify on your order. Wiring grommets can be specified above the pedestal location.



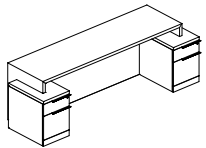
PEDESTALS

Adecco credenzas are available with single, lateral file, combination pedestals or bookcase pedestals.



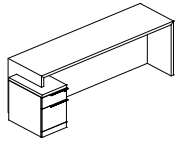
FULL FACE CREDENZAS

Full face credenzas are available in a variety of lateral file/bookcase & open bookcase combinations in 3/4 and full height cases



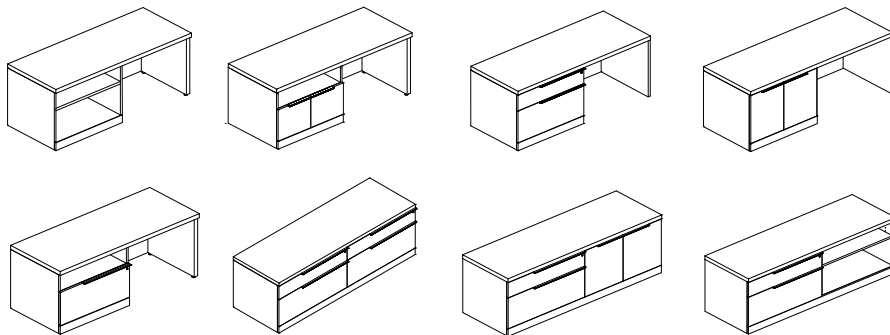
EXTENDED PEDESTALS CREDENZAS

These are offered in both single & double pedestal options. Pedestals extend 6" beyond the end and front of the case.



CREDENZAS - 3/4 HEIGHT

A large offering of Credenza sizes and configurations are available in single pedestal and full face versions.



LINKING UNITS

Adecco linking units are available in a range of sizes for ease of use in configuring a connected worksurface.

Linking Units are for use between desks and credenzas in creating a U-shaped configuration, and must be supported at both ends. They are available with or without modesty panels.

Linking Units, Tops and Returns

It is important that the main units (desk, credenza) to which the linking unit or return is being attached be in their final position and leveled. Units are connected with mending plates under the worksurface from the modesty to the end panels. Attach the mending plates under the worksurface, ensure cases are level and if necessary adjust the glides to achieve flush and firm joints before completing installation of mending plates to the modesty and end panels.

ADESSO | HUTCHES, OVERHEADS, TACKBOARDS & WALL UNIT



Hutches and Overheads

Adesso offers hutch and overhead options for use in a work area configuration.

All hutches and overheads include L.E.D. tasklights that are factory installed and require no field adjustment. Tasklights are mounted beneath the cabinet.

A variety of hutches are available with aluminum framed, back-painted white glass doors.

Doors

Doors are equipped with fully adjustable European style hinges. Locks are optional and can be specified at time of order for an **upcharge of \$145 per set** of (2) doors. If an uneven amount of doors require locks, the lock on the single door is **also \$145**. Locks are not available on glass doors.

Hutch Power/ Data/ Voice Module

Access to power and data is made simple by using a hutch with a power/data/voice module built right into the tackboard. The module is fully installed at the factory but can be removed to connect data links on site. It features a flip door that retracts into the case of the unit when open.



Tackboards

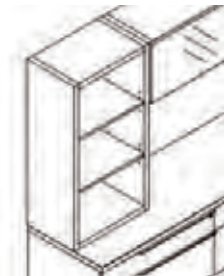
All hutches come standard with grade 1 tackboards. For other tackboard grade pricing, see chart on page 70, please note, not all fabrics are suitable for tackboard application. Tackboard fabric selections should be supplied with the order information.

Tackboards are not included with overheads, see page 63 for pricing. Overhead tackboards include wall mounting hardware and instructions.

Only hutches and overhead tackboards in Krug panel fabrics are available on KrugExpress.

Wall Mounted Back-Painted Glass

Glass panels are 4mm clear finish tempered back-painted glass with aluminum frame. Magnetic backpainted glass is also available. Back-painted glass is available in nine colors; White, Giada, Silk, Mandarino, Rosso, Pearl, Caffe, Black.



Piers

Piers are used in conjunction with overhead/hutches, glass wall panels & tackboards

L.E.D. Tasklights

Tasklights are included with hutches and overheads. On hutches, the tasklight cord is threaded behind the hutch through a standard access grommet on the upper right hand side of the back panel.

Tasklights are installed on the underside of overhead units. Cords run down the right hand side of the tasklight to the worksurface where they can be routed behind the worksurface top. The use of a wall mounted

Overhead

tackboard, back-painted glass wall panel or wood wall panel conceals the cord from view.

Installation

Hutch and overhead installation instructions are included with every case. All mounting hardware required is included with the product.



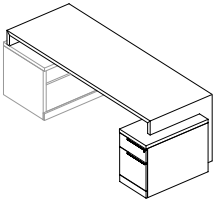
Sliding door wall units

Sliding door wall units on page 68 of the price guide feature a Coplanar mechanism, meaning - when the doors are closed the faces are flush, when a door is opened it moves forward in front of the other door.

This feature is not available on overheads or hutches.



ADESSO | FILING CONFIGURATIONS & MEDIA HUB SPECIFICATIONS



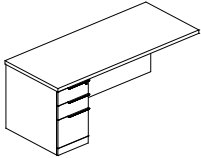
Drawers will be offered for letter and legal size filing. All units are equipped with file bars that are fixed in place for shipping.

DESK RUNOFFS & DESK PEDESTAL FILE DRAWERS

Filing Capacity

15" drawers:
21" of letter filing front to back or
12" of legal filling side to side
22" pedestal drawer depths allow only one row of side to side files.

Weight capacity of pedestal file drawers is 100 lbs.

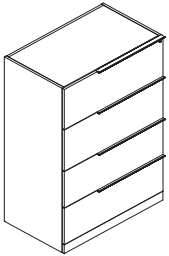


CREDENZA AND RETURN PEDESTAL FILE DRAWERS

Filing Capacity

15" drawers:
15" of letter filing front to back or
12" of legal filling side to side
16" pedestal drawer depths allow only one row of side to side files.

Weight capacity of pedestal file drawers is 100 lbs.



CREDENZA, RETURN OR STORAGE LATERAL FILE DRAWERS

Filing Capacity

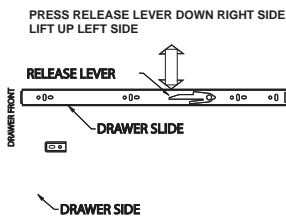
30" wide drawers:
30" letter filing front to back, or
25" legal filing side to side
15" or legal filing front to back.

When filing front to back, 30" lateral file drawer widths allow two rows of letter filing, but only one row of legal file width.

Filing capacity

36" wide drawers:
30" letter filing front to back, or
36" legal filing side to side, or
30" legal filing front to back.

Weight capacity of lateral file drawers is 130 lbs.

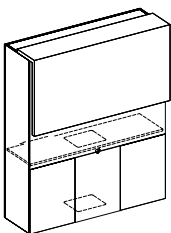


Drawer Removal

Pull drawer and slide out to the full extension position. With index finger, lift up the release lever on the left and press down the release lever on the right side of the drawer (as shown).

Pull out the drawer with the attached drawer channel from the cabinet member.

To re-assemble, insert the drawer through the guide.



Media Hub:

Bookcase storage comes with touch latch doors.

Wire management cutout in the base of center bookcase is 10-1/4" x 12-3/4".

Optional hangover panel comes standard in any of our palette finishes and can be specified with or without white boards.

Optional runoff tops and bases sold separately and available in both desk and bar heights.

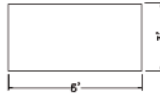
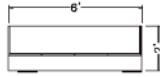
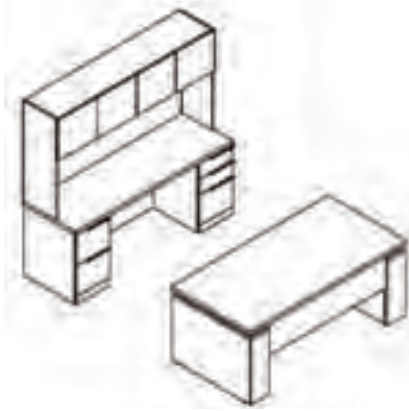
Desk height runoff tops are mounted at 29.5" in height.

Bar height runoff tops are mounted at 42" in height.

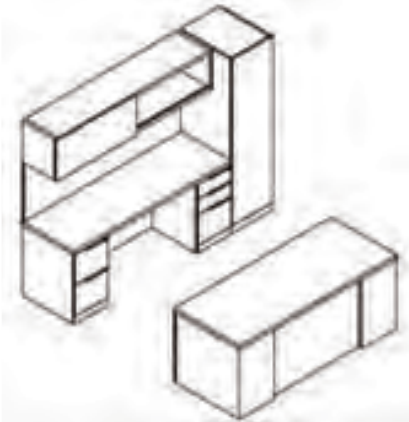
Bank of drawers includes 3 box drawers.

Back of unit is finished.

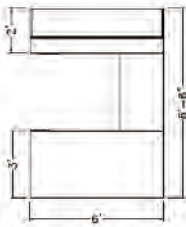
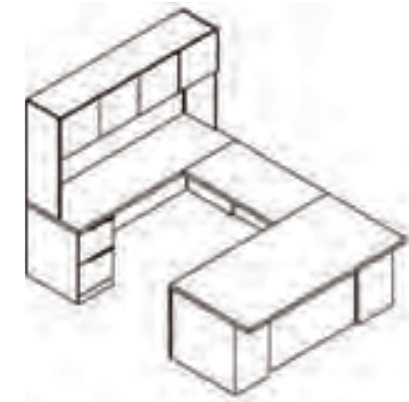
ADESSO | SAMPLE CONFIGURATIONS



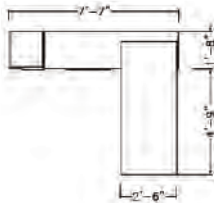
	Model	Cherry Maple Oak	Anigre Walnut
Height Adj. Desk	88HA7236ETSGV21	7467	8213
Hutch	88HT721640	3994	4392
Credenza	88C72244LDRF	4758	5024
TOTAL		\$16219	\$17629



	Model	Cherry Maple Oak	Anigre Walnut
Desk	88D72304LORF	4568	5023
Overhead	88OSW721616Z	2936	3230
Tackboard	88TBOHW7224	497	497
Credenza	88C72244LDRF	4569	5024
Storage	88ST19246911R	3003	3302
TOTAL		\$15573	\$17076





	Model	Cherry Maple Oak	Anigre Walnut
Desk	88D72364LORF	4603	5064
Link Unit	88LU4224HX41	1587	1746
Hutch	88HT721640	3994	4392
Credenza	88C72244LDR0	4131	4545
TOTAL		\$14315	\$15747



	Model	Cherry Maple Oak	Anigre Walnut
Height Adj. Desk	88HA7230ETSO16V21	4530	4982
Storage	88ST19206990	2496	2745
Credenza	88CY72203L3616R0	4339	4774
TOTAL		\$11365	\$12501

ADESSO | DESK RUNOFFS FOR FULL HEIGHT CREDENZAS

Description	Model	Oak		W	D	H	KW	Shipping Weight	Cubic Feet	
		Cherry Maple	Anigre Walnut							
	Rectangular Desk	88DR60304LLG	2511	2761	59.75	30	29.5	57.5	112	6
	Runoff with	88DR60304RLG	2511	2761	59.75	30	29.5	57.5	112	6
	Aluminum Leg	88DR66304LLG	2554	2808	65.75	30	29.5	63.5	121	6.5
		88DR66304RLG	2554	2808	65.75	30	29.5	63.5	121	6.5
		88DR66364LLG	2655	2920	65.75	36	29.5	63.5	140	7.25
		88DR66364RLG	2655	2920	65.75	36	29.5	63.5	140	7.25
		88DR72304LLG	2669	2934	71.5	30	29.5	69	130	6.75
		88DR72304RLG	2669	2934	71.5	30	29.5	69	130	6.75
		88DR72364LLG	2696	2965	71.5	36	29.5	69	151	7.75
		88DR72364RLG*	2696	2965	71.5	36	29.5	69	151	7.75
		88DR78304LLG	2797	3079	77.5	30	29.5	75	139	7.25
		88DR78304RLG	2797	3079	77.5	30	29.5	75	139	7.25
		88DR78364LLG	2912	3203	77.5	36	29.5	75	161	8.5
		88DR78364RLG	2912	3203	77.5	36	29.5	75	161	8.5
		88DR84304LLG	3028	3329	83.5	30	29.5	81	147	7.75
		88DR84304RLG	3028	3329	83.5	30	29.5	81	147	7.75
		88DR84364LLG	3169	3488	83.5	36	29.5	81	172	9
		88DR84364RLG	3169	3488	83.5	36	29.5	81	172	9

	Rectangular Desk	88DR60304LDB	2568	2824	59.75	30	29.5	43.5	124	12
	Runoffs with	88DR60304RDB	2568	2824	59.75	30	29.5	43.5	124	12
	Disc Base	88DR66304LDB	2669	2934	65.75	30	29.5	49.5	133	12.5
		88DR66304RDB	2669	2934	65.75	30	29.5	49.5	133	12.5
		88DR66364LDB	2812	3092	65.75	36	29.5	46.5	152	13.25
		88DR66364RDB	2812	3092	65.75	36	29.5	46.5	152	13.25
		88DR72304LDB	2825	3110	71.5	30	29.5	55	141	12.75
		88DR72304RDB	2825	3110	71.5	30	29.5	55	141	12.75
		88DR72364LDB	2854	3139	71.5	36	29.5	52	162	13.75
		88DR72364RDB*	2854	3139	71.5	36	29.5	52	162	13.75
		88DR78304LDB	2955	3249	77.5	30	29.5	61	150	13.25
		88DR78304RDB	2955	3249	77.5	30	29.5	61	150	13.25
		88DR78364LDB	3068	3375	77.5	36	29.5	58	173	14.5
		88DR78364RDB	3068	3375	77.5	36	29.5	58	173	14.5
		88DR84304LDB	3227	3550	83.5	30	29.5	67	159	13.75
		88DR84304RDB	3227	3550	83.5	30	29.5	67	159	13.75
		88DR84364LDB	3327	3661	83.5	36	29.5	64	183	15
		88DR84364RDB	3327	3661	83.5	36	29.5	64	183	15

ORDERING NOTES:

All desk runoffs are available with three floating modesty panel options: wood, acrylic and back-painted glass. For floating modesty panel upcharges, please see page 40. To order, add the floating modesty panel reference number to the end of the runoff model number.

ORDERING PROCEDURE

To order, please specify the following:

- 1) Krug product model number
- 2) Wood species and finish
- 3) Grommet location and style if applicable

* Indicates model illustrated by line drawing

CODE DESCRIPTION

- 4 - over full height credenza
- L - left-handed position
- R - right-handed position
- LG - aluminum legs
- DB - disc base
- V21 - floating wood modesty panel
- V29 - floating acrylic modesty panel
- V24 - floating back-painted glass modesty panel


STANDARD FINISHES

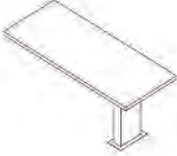
For a complete list of standard wood finishes please see page 9. Disc bases and metal legs are available in a Brushed Stainless finish.

GROMMETS

One wiring grommet in standard position is optional at no charge. See page 12 for more information.

ADESSO | DESK RUNOFFS FOR FULL HEIGHT CREDENZAS

Description	Model	Oak		W	D	H	KW	Shipping Weight	Cubic Feet
		Cherry Maple	Anigre Walnut						
 Rectangular Desk Runoffs with Gable Base	88DR60304LGB	2941	3235	59.75	30	29.5	58	120	39
	88DR60304RGB	2941	3235	59.75	30	29.5	58	120	39
	88DR66304LGB	2984	3281	65.75	30	29.5	64	129	43
	88DR66304RGB	2984	3281	65.75	30	29.5	64	129	43
	88DR66364LGB	3084	3393	65.75	36	29.5	64	148	50.5
	88DR66364RGB	3084	3393	65.75	36	29.5	64	148	50.5
	88DR72304LGB	3097	3408	71.5	30	29.5	70	138	46.5
	88DR72304RGB	3097	3408	71.5	30	29.5	70	138	46.5
	88DR72364LGB	3127	3438	71.5	36	29.5	70	159	54.5
	88DR72364RGB*	3127	3438	71.5	36	29.5	70	159	54.5
	88DR78304LGB	3227	3550	77.5	30	29.5	76	147	50
	88DR78304RGB	3227	3550	77.5	30	29.5	76	147	50
	88DR78364LGB	3370	3708	77.5	36	29.5	76	169	59
	88DR78364RGB	3370	3708	77.5	36	29.5	76	169	59
	88DR84304LGB	3458	3803	83.5	30	29.5	82	155	54
	88DR84304RGB	3458	3803	83.5	30	29.5	82	155	54
	88DR84364LGB	3601	3960	83.5	36	29.5	82	180	63.5
	88DR84364RGB	3601	3960	83.5	36	29.5	82	180	63.5

 Rectangular Desk Runoff with Wood/Aluminum Base	88DR60304LWB	3084	3393	59.75	30	29.5	43	127	7.5
	88DR60304RWB	3084	3393	59.75	30	29.5	43	127	7.5
	88DR66304LWB	3127	3438	65.75	30	29.5	49	136	8
	88DR66304RWB	3127	3438	65.75	30	29.5	49	136	8
	88DR66364LWB	3227	3550	65.75	36	29.5	45	155	8.75
	88DR66364RWB	3227	3550	65.75	36	29.5	45	155	8.75
	88DR72304LWB	3241	3564	71.5	30	29.5	55	145	8.25
	88DR72304RWB	3241	3564	71.5	30	29.5	55	145	8.25
	88DR72364LWB	3269	3595	71.5	36	29.5	51	166	9.25
	88DR72364RWB*	3269	3595	71.5	36	29.5	51	166	9.25
	88DR78304LWB	3370	3708	77.5	30	29.5	61	154	8.75
	88DR78304RWB	3370	3708	77.5	30	29.5	61	154	8.75
	88DR78364LWB	3487	3833	77.5	36	29.5	57	176	10
	88DR78364RWB	3487	3833	77.5	36	29.5	57	176	10
	88DR84304LWB	3601	3960	83.5	30	29.5	67	162	9.25
	88DR84304RWB	3601	3960	83.5	30	29.5	67	162	9.25
	88DR84364LWB	3744	4117	83.5	36	29.5	63	187	10.5
	88DR84364RWB	3744	4117	83.5	36	29.5	63	187	10.5

ORDERING NOTES:

All desk runoffs are available with three floating modesty panel options: wood, acrylic and back-painted glass. For floating modesty panel upcharges, please see page 40. To order, add the floating modesty panel reference number to the end of the runoff model number.

DIMENSION KEY

W — width
 D — depth
 H — height of worksurface
 KW — kneehole width

Dimensions are in inches and approximate.
 Contact Customer Service if dimensions are critical.

CODE DESCRIPTION

4 - over full height credenza
 L - left-handed position
 R - right-handed position
 GB - gable base
 WB - wood/aluminum base
 V21 - floating wood modesty panel
 V29 - floating acrylic modesty panel
 V24 - floating back-painted glass modesty panel



STANDARD FINISHES

For a complete list of standard wood finishes please see page 9. Disc bases and metal legs are available in a Brushed Stainless finish.

GROMMETS

One wiring grommet in standard position is optional at no charge. See page 12 for more information.

ADESSO | DESK RUNOFFS FOR FULL HEIGHT CREDENZA

Description	Model	Oak Cherry Maple	Anigre Walnut	W	D	H	KW	Shipping Weight	Cubic Feet	
Arc Desk Runoffs with Disc Base 	88DRA60304LDB	2568	2824	59.75	30	29.5	43.5	124	12	
	88DRA60304RDB	2568	2824	59.75	30	29.5	43.5	124	12	
	88DRA66304LDB	2669	2934	65.75	30	29.5	49.5	133	12.5	
	88DRA66304RDB	2669	2934	65.75	30	29.5	49.5	133	12.5	
	88DRA66364LDB	2812	3092	65.75	36	29.5	46.5	152	13.25	
	88DRA66364RDB	2812	3092	65.75	36	29.5	46.5	152	13.25	
	88DRA72304LDB	2825	3110	71.5	30	29.5	55	141	12.75	
	88DRA72304RDB	2825	3110	71.5	30	29.5	55	141	12.75	
	88DRA72364LDB	2854	3139	71.5	36	29.5	52	162	13.75	
	88DRA72364RDB*	2854	3139	71.5	36	29.5	52	162	13.75	
	88DRA78304LDB	2955	3249	77.5	30	29.5	61	150	13.25	
	88DRA78304RDB	2955	3249	77.5	30	29.5	61	150	13.25	
	88DRA78364LDB	3068	3375	77.5	36	29.5	58	173	14.5	
	88DRA78364RDB	3068	3375	77.5	36	29.5	58	173	14.5	
	88DRA84304LDB	3227	3550	83.5	30	29.5	67	159	13.75	
	88DRA84304RDB	3227	3550	83.5	30	29.5	67	159	13.75	
	88DRA84364LDB	3327	3661	83.5	36	29.5	64	183	15	
	88DRA84364RDB	3327	3661	83.5	36	29.5	64	183	15	
	Arc Desk Runoff with Wood/Aluminum Base 	88DRA60304LWB	3084	3393	59.75	30	29.5	43	127	7.5
		88DRA60304RWB	3084	3393	59.75	30	29.5	43	127	7.5
88DRA66304LWB		3127	3438	65.75	30	29.5	49	136	8	
88DRA66304RWB		3127	3438	65.75	30	29.5	49	136	8	
88DRA66364LWB		3227	3550	65.75	36	29.5	45	155	8.75	
88DRA66364RWB		3227	3550	65.75	36	29.5	45	155	8.75	
88DRA72304LWB		3241	3564	71.5	30	29.5	55	145	8.25	
88DRA72304RWB		3241	3564	71.5	30	29.5	55	145	8.25	
88DRA72364LWB		3269	3595	71.5	36	29.5	51	166	9.25	
88DRA72364RWB*		3269	3595	71.5	36	29.5	51	166	9.25	
88DRA78304LWB		3370	3708	77.5	30	29.5	61	154	8.75	
88DRA78304RWB		3370	3708	77.5	30	29.5	61	154	8.75	
88DRA78364LWB		3487	3833	77.5	36	29.5	57	176	10	
88DRA78364RWB		3487	3833	77.5	36	29.5	57	176	10	
88DRA84304LWB		3601	3960	83.5	30	29.5	67	162	9.25	
88DRA84304RWB		3601	3960	83.5	30	29.5	67	162	9.25	
88DRA84364LWB	3744	4117	83.5	36	29.5	63	187	10.5		
88DRA84364RWB	3744	4117	83.5	36	29.5	63	187	10.5		

ORDERING NOTES:

All desk runoffs are available with three floating modesty panel options: wood, acrylic and back-painted glass. For floating modesty panel upcharges, please see page 40. To order, add the floating modesty panel reference number to the end of the runoff model number.

ORDERING PROCEDURE

To order, please specify the following:

- 1) Krug product model number
- 2) Wood species and finish
- 3) Grommet location and style if applicable.

* Indicates model illustrated by line drawing

CODE DESCRIPTION

- 4 - over full height credenza
- L - left-handed position
- R - right-handed position
- DB - disc base
- WB - wood/aluminum base
- V21 - floating wood modesty panel
- V29 - floating acrylic modesty panel
- V24 - floating back-painted glass modesty panel



STANDARD FINISHES

For a complete list of standard wood finishes please see page 9. Disc bases and metal legs are available in a Brushed Stainless finish.

GROMMETS

One wiring grommet in standard position is optional at no charge. See page 12 for more information.

ADESSO | DESK RUNOFFS FOR FULL HEIGHT CREDENZA

Description	Model	Oak	Anigre	W	D	H	KW	Shipping Weight	Cubic Feet
		Cherry Maple	Walnut						
Bullet Desk Runoff with Disc Base 	88DRB60304LDB	2568	2824	59.75	30	29.5	43.5	124	12
	88DRB60304RDB	2568	2824	59.75	30	29.5	43.5	124	12
	88DRB66304LDB	2669	2934	65.75	30	29.5	49.5	133	12.5
	88DRB66304RDB	2669	2934	65.75	30	29.5	49.5	133	12.5
	88DRB66364LDB	2812	3092	65.75	36	29.5	46.5	152	13.25
	88DRB66364RDB	2812	3092	65.75	36	29.5	46.5	152	13.25
	88DRB72304LDB	2825	3110	71.5	30	29.5	55	141	12.75
	88DRB72304RDB	2825	3110	71.5	30	29.5	55	141	12.75
	88DRB72364LDB	2854	3139	71.5	36	29.5	52	162	13.75
	88DRB72364RDB*	2854	3139	71.5	36	29.5	52	162	13.75
	88DRB78304LDB	2955	3249	77.5	30	29.5	61	150	13.25
	88DRB78304RDB	2955	3249	77.5	30	29.5	61	150	13.25
	88DRB78364LDB	3068	3375	77.5	36	29.5	58	173	14.5
	88DRB78364RDB	3068	3375	77.5	36	29.5	58	173	14.5
	88DRB84304LDB	3227	3550	83.5	30	29.5	67	159	13.75
	88DRB84304RDB	3227	3550	83.5	30	29.5	67	159	13.75
	88DRB84364LDB	3327	3661	83.5	36	29.5	64	183	15
	88DRB84364RDB	3327	3661	83.5	36	29.5	64	183	15
Bullet Desk Runoff with Wood/Aluminum Base 	88DRB60304LWB	3084	3393	59.75	30	29.5	43	127	7.5
	88DRB60304RWB	3084	3393	59.75	30	29.5	43	127	7.5
	88DRB66304LWB	3127	3438	65.75	30	29.5	49	136	8
	88DRB66304RWB	3127	3438	65.75	30	29.5	49	136	8
	88DRB66364LWB	3227	3550	65.75	36	29.5	45	155	8.75
	88DRB66364RWB	3227	3550	65.75	36	29.5	45	155	8.75
	88DRB72304LWB	3241	3564	71.5	30	29.5	55	145	8.25
	88DRB72304RWB	3241	3564	71.5	30	29.5	55	145	8.25
	88DRB72364LWB	3269	3595	71.5	36	29.5	51	166	9.25
	88DRB72364RWB*	3269	3595	71.5	36	29.5	51	166	9.25
	88DRB78304LWB	3370	3708	77.5	30	29.5	61	154	8.75
	88DRB78304RWB	3370	3708	77.5	30	29.5	61	154	8.75
	88DRB78364LWB	3487	3833	77.5	36	29.5	57	176	10
	88DRB78364RWB	3487	3833	77.5	36	29.5	57	176	10
	88DRB84304LWB	3601	3960	83.5	30	29.5	67	162	9.25
	88DRB84304RWB	3601	3960	83.5	30	29.5	67	162	9.25
	88DRB84364LWB	3744	4117	83.5	36	29.5	63	187	10.5
	88DRB84364RWB	3744	4117	83.5	36	29.5	63	187	10.5

ORDERING NOTES:

All desk runoffs are available with three floating modesty panel options: wood, acrylic and back-painted glass. For floating modesty panel upcharges, please see page 40. To order, add the floating modesty panel reference number to the end of the runoff model number.

DIMENSION KEY

W — width
 D — depth
 H — height of worksurface
 KW— kneehole width

Dimensions are in inches and approximate. Contact Customer Service if dimensions are critical.

CODE DESCRIPTION

4 - over full height credenza
 L - left-handed position
 R - right-handed position
 DB - disc base
 WB - wood/aluminum base
 V21 - floating wood modesty panel
 V29 - floating acrylic modesty panel
 V24 - floating back-painted glass modesty panel


STANDARD FINISHES


For a complete list of standard wood finishes, please see page 9.
 Disc bases and metal legs are available in an Brushed Stainless finish.

GROMMETS

One grommet in a standard position is optional at no charge. See page 12 for more information.

ADESSO | DESK RUNOFFS FOR 3/4 HEIGHT CREDENZAS

Description	Model	Oak	Anigre	W	D	H	KW	Shipping Weight	Cubic Feet
		Cherry Maple	Walnut						
 Rectangular Desk Runoff with Aluminum Legs	88DR60303LLG	2724	2997	59.75	30	29.5	36	120	16
	88DR60303RLG	2724	2997	59.75	30	29.5	36	120	16
	88DR66303LLG	2769	3045	65.75	30	29.5	42	131	17.5
	88DR66303RLG	2769	3045	65.75	30	29.5	42	131	17.5
	88DR66363LLG	2868	3156	65.75	36	29.5	42	151	20
	88DR66363RLG	2868	3156	65.75	36	29.5	42	151	20
	88DR72303LLG	2884	3171	71.5	30	29.5	48	138	18.5
	88DR72303RLG	2884	3171	71.5	30	29.5	48	138	18.5
	88DR72363LLG*	2912	3203	71.5	36	29.5	48	160	21.5
	88DR72363RLG	2912	3203	71.5	36	29.5	48	160	21.5
	88DR78303LLG	3012	3312	77.5	30	29.5	54	147	20
	88DR78303RLG	3012	3312	77.5	30	29.5	54	147	20
	88DR78363LLG	3127	3438	77.5	36	29.5	54	170	23.5
	88DR78363RLG	3127	3438	77.5	36	29.5	54	170	23.5
	88DR84303LLG	3241	3564	83.5	30	29.5	60	155	21.5
	88DR84303RLG	3241	3564	83.5	30	29.5	60	155	21.5
	88DR84363LLG	3385	3723	83.5	36	29.5	60	181	25
	88DR84363RLG	3385	3723	83.5	36	29.5	60	181	25

 Rectangular Desk Runoffs with Disc Base	88DR66303LDB	2782	3061	65.75	30	29.5	27.5	141	23.5
	88DR66303RDB	2782	3061	65.75	30	29.5	27.5	141	23.5
	88DR66363LDB	2884	3171	65.75	36	29.5	24.5	161	26
	88DR66363RDB	2884	3171	65.75	36	29.5	24.5	161	26
	88DR72303LDB	3028	3329	71.5	30	29.5	33	149	24.5
	88DR72303RDB	3028	3329	71.5	30	29.5	33	149	24.5
	88DR72363LDB*	3040	3345	71.5	36	29.5	30	171	27.5
	88DR72363RDB	3040	3345	71.5	36	29.5	30	171	27.5
	88DR78303LDB	3068	3375	77.5	30	29.5	39	158	26
	88DR78303RDB	3068	3375	77.5	30	29.5	39	158	26
	88DR78363LDB	3169	3488	77.5	36	29.5	36	182	29.5
	88DR78363RDB	3169	3488	77.5	36	29.5	36	182	29.5
	88DR84303LDB	3285	3612	83.5	30	29.5	45	167	27.5
	88DR84303RDB	3285	3612	83.5	30	29.5	45	167	27.5
	88DR84363LDB	3441	3786	83.5	36	29.5	42	192	31
	88DR84363RDB	3441	3786	83.5	36	29.5	42	192	31



ORDERING NOTES:

All desk runoffs are available with three floating modesty panel options: wood, acrylic and back-painted glass. For floating modesty panel upcharges, please see page 40. To order, add the floating modesty panel reference number to the end of the runoff model number. To replace a standard wood riser with a metal riser for 3/4 height desk runoffs add suffix M to the end of the model # and **\$145 list** to the price e.g. 88DR84363LLGM

ORDERING PROCEDURE

- To order, please specify the following:
- 1) Krug product model number
 - 2) Wood species and finish
 - 3) Grommet location and style if applicable.

* Indicates model illustrated by line drawing

CODE DESCRIPTION

- 3 - over 3/4 height credenza
- L - left-handed position
- R - right-handed position
- LG - aluminum legs
- DB - disc base
- V21 - floating wood modesty panel
- V29 - floating acrylic modesty panel
- V24 - floating back-painted glass modesty panel
- M - metal riser


STANDARD FINISHES


For a complete list of standard wood finishes please see page 9. Disc bases and metal legs are available in a Brushed Stainless finish.

GROMMETS

One wiring grommet in standard position is optional at no charge. See page 12 for more information.

ADESSO | DESK RUNOFFS FOR 3/4 HEIGHT CREDENZAS

Description	Model	Oak	Anigre	W	D	H	KW	Shipping Weight	Cubic Feet
		Cherry	Walnut						
		Maple	Walnut						
 Rectangular Desk Runoffs with Gable Base	88DR60303LGB	3156	3470	59.75	30	29.5	36.4	152	39
	88DR60303RGB	3156	3470	59.75	30	29.5	36.4	152	39
	88DR66303LGB	3198	3518	65.75	30	29.5	42.4	162	43
	88DR66303RGB	3198	3518	65.75	30	29.5	42.4	162	43
	88DR66363LGB	3298	3630	65.75	36	29.5	42.4	188	50.5
	88DR66363RGB	3298	3630	65.75	36	29.5	42.4	188	50.5
	88DR72303LGB	3314	3645	71.5	30	29.5	48.1	171	46.5
	88DR72303RGB	3314	3645	71.5	30	29.5	48.1	171	46.5
	88DR72363LGB*	3342	3676	71.5	36	29.5	48.1	199	54.5
	88DR72363RGB	3342	3676	71.5	36	29.5	48.1	199	54.5
	88DR78303LGB	3441	3786	77.5	30	29.5	54.1	181	50
	88DR78303RGB	3441	3786	77.5	30	29.5	54.1	181	50
	88DR78363LGB	3584	3943	77.5	36	29.5	54.1	210	59
	88DR78363RGB	3584	3943	77.5	36	29.5	54.1	210	59
	88DR84303LGB	3671	4038	83.5	30	29.5	60.1	191	54
	88DR84303RGB	3671	4038	83.5	30	29.5	60.1	191	54
88DR84363LGB	3815	4195	83.5	36	29.5	60.1	222	63.5	
88DR84363RGB	3815	4195	83.5	36	29.5	60.1	222	63.5	

 Rectangular Desk Runoff with Wood/Aluminum Base	88DR60303LWB	3269	3595	59.75	30	29.5	21	135	17.5
	88DR60303RWB	3269	3595	59.75	30	29.5	21	135	17.5
	88DR66303LWB	3355	3692	65.75	30	29.5	27	146	19
	88DR66303RWB	3355	3692	65.75	30	29.5	27	146	19
	88DR66363LWB	3458	3803	65.75	36	29.5	24	166	21.5
	88DR66363RWB	3458	3803	65.75	36	29.5	24	166	21.5
	88DR72303LWB	3530	3879	71.5	30	29.5	33	153	20
	88DR72303RWB	3530	3879	71.5	30	29.5	33	153	20
	88DR72363LWB*	3613	3975	71.5	36	29.5	30	175	23
	88DR72363RWB	3613	3975	71.5	36	29.5	30	175	23
	88DR78303LWB	3700	4069	77.5	30	29.5	39	162	21.5
	88DR78303RWB	3700	4069	77.5	30	29.5	39	162	21.5
	88DR78363LWB	3801	4182	77.5	36	29.5	36	185	25
	88DR78363RWB	3801	4182	77.5	36	29.5	36	185	25
	88DR84303LWB	3900	4291	83.5	30	29.5	45	170	23
	88DR84303RWB	3900	4291	83.5	30	29.5	45	170	23
88DR84363LWB	4003	4400	83.5	36	29.5	42	196	26.5	
88DR84363RWB	4003	4400	83.5	36	29.5	42	196	26.5	



ORDERING NOTES:

All desk runoffs are available with three floating modesty panel options: wood, acrylic and back-painted glass. For floating modesty panel upcharges, please see page 40. To order, add the floating modesty panel reference number to the end of the runoff model number. To replace a standard wood riser with a metal riser for 3/4 height desk runoffs add suffix M to the end of the model # and **\$145 list** to the price e.g. 88DR84363LLGM

DIMENSION KEY

W — width
D — depth
H — height of worksurface
KW— kneehole width

Dimensions are in inches and approximate. Contact Customer Service if dimensions are critical.

CODE DESCRIPTION

3 - over 3/4 height credenza
L - left-handed position
R - right-handed position
GB - gable base
WB - wood/aluminum base
V21 - floating wood modesty panel
V29 - floating acrylic modesty panel
V24 - floating back-painted glass modesty panel
M - metal riser


STANDARD FINISHES


For a complete list of standard wood finishes please see page 9. Disc bases and metal legs are available in a Brushed Stainless finish.

GROMMETS

One wiring grommet in standard position is optional at no charge. See page 12 for more information.

ADESSO | DESK RUNOFFS FOR 3/4 HEIGHT CREDENZAS

Description	Model	Oak		W	D	H	KW	Shipping Weight	Cubic Feet
		Cherry Maple	Anigre Walnut						
	88DRPM60303L3F	3256	3581	36	65.75	29.5	29	257	51
	88DRPM60303R3F	3256	3581	36	65.75	29.5	29	257	51
	88DRPM66303L3F	3355	3692	36	71.75	29.5	35	269	55.5
	88DRPM66303R3F	3355	3692	36	71.75	29.5	35	269	55.5
	88DRPM66363L3F	3458	3803	42	71.75	29.5	35	308	64
	88DRPM66363R3F	3458	3803	42	71.75	29.5	35	308	64
	88DRPM72303L3F	3530	3879	36	77.5	29.5	40.5	281	60
	88DRPM72303R3F	3530	3879	36	77.5	29.5	40.5	281	60
	88DRPM72363L3F	3613	3975	42	77.5	29.5	40.5	321	69
	88DRPM72363R3F*	3613	3975	42	77.5	29.5	40.5	321	69
	88DRPM78303L3F	3700	4069	36	83.5	29.5	46.5	293	64
	88DRPM78303R3F	3700	4069	36	83.5	29.5	46.5	293	64
	88DRPM78363L3F	3801	4182	42	83.5	29.5	46.5	336	74
	88DRPM78363R3F	3801	4182	42	83.5	29.5	46.5	336	74
	88DRPM84303L3F	3900	4291	36	89.5	29.5	52.5	305	68.5
	88DRPM84303R3F	3900	4291	36	89.5	29.5	52.5	305	68.5
	88DRPM84363L3F	4003	4400	42	89.5	29.5	52.5	350	78.5
	88DRPM84363R3F	4003	4400	42	89.5	29.5	52.5	350	78.5

	88DR60303L4F	3729	4103	59.75	30	29.5	29	269	39
	88DR60303R4F	3729	4103	59.75	30	29.5	29	269	39
	88DR60303L4D	3772	4148	59.75	30	29.5	29	269	39
	88DR60303R4D	3772	4148	59.75	30	29.5	29	269	39
	88DR66303L4F	3786	4163	65.75	30	29.5	35	281	43
	88DR66303R4F	3786	4163	65.75	30	29.5	35	281	43
	88DR66303L4D	3830	4212	65.75	30	29.5	35	281	43
	88DR66303R4D	3830	4212	65.75	30	29.5	35	281	43
	88DR66363L4F	3844	4226	65.75	36	29.5	35	296	50.5
	88DR66363R4F	3844	4226	65.75	36	29.5	35	296	50.5
	88DR66363L4D	3887	4275	65.75	36	29.5	35	296	50.5
	88DR66363R4D	3887	4275	65.75	36	29.5	35	296	50.5
	88DR72303L4F*	3900	4291	71.5	30	29.5	40.5	293	46.5
	88DR72303R4F	3900	4291	71.5	30	29.5	40.5	293	46.5
	88DR72303L4D	3944	4340	71.5	30	29.5	40.5	293	46.5
	88DR72303R4D	3944	4340	71.5	30	29.5	40.5	293	46.5

ORDERING NOTES:

All desk runoffs are available with three floating modesty panel options: wood, acrylic and back-painted glass. For floating modesty panel upcharges, please see page 40. To order, add the floating modesty panel reference number to the end of the runoff model number. Pedestals are available with a soft-closing drawer option, add "S" to the model # and **\$145 list** per pedestal. e.g. 88DR84363L4FS. To specify an Extended Pedestal in Palette finish, add the suffix "P" to the end of the model number. e.g. 88DRPM72303L3FP. To replace a standard wood riser with a metal riser for 3/4 height desk runoffs add suffix M to the end of the model # and **\$145 list** to the price. e.g. 88DR84363LLGM

ORDERING PROCEDURE

To order, please specify the following:

- 1) Krug product model number
- 2) Wood species and finish
- 3) Grommet location and style if applicable.

* Indicates model illustrated by line drawing

CODE DESCRIPTION

- 3 - over 3/4 height credenza
- L - left-handed position
- R - right-handed position
- 3F - 1 box, 1 file drawer
- 4F - box, box, file drawer
- 4D - file, file drawer
- V21 - floating wood modesty panel
- V29 - floating acrylic modesty panel
- V24 - floating back-painted glass modesty panel
- M - metal riser


STANDARD FINISHES


For a complete list of standard wood finishes please see page 9. Disc bases and metal legs are available in a Brushed Stainless finish.

GROMMETS

One wiring grommet in standard position is optional at no charge. See page 12 for more information.

ADESSO | DESK RUNOFFS FOR 3/4 HEIGHT CREDENZAS

Description	Model	Oak	Anigre	W	D	H	KW	Shipping Weight	Cubic Feet
		Cherry Maple	Walnut						
 Single Pedestal Desk Runoff, continued	88DR72363L4F*	3958	4354	71.5	36	29.5	40.5	333	54.5
	88DR72363R4F	3958	4354	71.5	36	29.5	40.5	333	54.5
	88DR72363L4D	4003	4400	71.5	36	29.5	40.5	333	54.5
	88DR72363R4D	4003	4400	71.5	36	29.5	40.5	333	54.5
	88DR78303L4F	4015	4417	77.75	30	29.5	46.5	305	50
	88DR78303R4F	4015	4417	77.75	30	29.5	46.5	305	50
	88DR78303L4D	4059	4463	77.75	30	29.5	46.5	305	50
	88DR78303R4D	4059	4463	77.75	30	29.5	46.5	305	50
	88DR78363L4F	4074	4481	77.75	36	29.5	46.5	348	59
	88DR78363R4F	4074	4481	77.75	36	29.5	46.5	348	59
	88DR78363L4D	4116	4528	77.75	36	29.5	46.5	348	59
	88DR78363R4D	4116	4528	77.75	36	29.5	46.5	348	59
	88DR84303L4F	4130	4542	83.5	30	29.5	52.5	317	61
	88DR84303R4F	4130	4542	83.5	30	29.5	52.5	317	61
	88DR84303L4D	4173	4590	83.5	30	29.5	52.5	317	61
	88DR84303R4D	4173	4590	83.5	30	29.5	52.5	317	61
	88DR84363L4F	4187	4607	83.5	36	29.5	52.5	362	63.5
	88DR84363R4F	4187	4607	83.5	36	29.5	52.5	362	63.5
	88DR84363L4D	4231	4655	83.5	36	29.5	52.5	362	63.5
	88DR84363R4D	4231	4655	83.5	36	29.5	52.5	362	63.5

Description	Model	Oak	Anigre	W	D	H	KW	Shipping Weight	Cubic Feet
		Cherry Maple	Walnut						
 Arc Desk Runoffs with Disc Base	88DRA66303LDB	2782	3061	65.75	30	29.5	27.5	141	23.5
	88DRA66303RDB	2782	3061	65.75	30	29.5	27.5	141	23.5
	88DRA66363LDB	2884	3171	65.75	36	29.5	24.5	161	26
	88DRA66363RDB	2884	3171	65.75	36	29.5	24.5	161	26
	88DRA72303LDB	3028	3329	71.5	30	29.5	33	149	24.5
	88DRA72303RDB	3028	3329	71.5	30	29.5	33	149	24.5
	88DRA72363LDB*	3040	3345	71.5	36	29.5	30	171	27.5
	88DRA72363RDB	3040	3345	71.5	36	29.5	30	171	27.5
	88DRA78303LDB	3068	3375	77.75	30	29.5	39	158	26
	88DRA78303RDB	3068	3375	77.75	30	29.5	39	158	26
	88DRA78363LDB	3169	3488	77.75	36	29.5	36	182	29.5
	88DRA78363RDB	3169	3488	77.75	36	29.5	36	182	29.5
	88DRA84303LDB	3285	3612	83.5	30	29.5	45	167	27.5
	88DRA84303RDB	3285	3612	83.5	30	29.5	45	167	27.5
	88DRA84363LDB	3441	3786	83.5	36	29.5	42	192	31
	88DRA84363RDB	3441	3786	83.5	36	29.5	42	192	31

ORDERING NOTES:

All desk runoffs are available with three floating modesty panel options: wood, acrylic and back-painted glass. For floating modesty panel upcharges, please see page 40. To order, add the floating modesty panel reference number to the end of the runoff model number. Pedestals are available with a soft-closing drawer option, add "S" to the model # and **\$145 list** per pedestal. e.g. 88DR84363L4FS. To replace a standard wood riser with a metal riser for 3/4 height desk runoffs add suffix M to the end of the model # and **\$145 list** to the price. e.g. 88DR84363LLGM

DIMENSION KEY

W — width
D — depth
H — height of worksurface
KW — kneehole width

Dimensions are in inches and approximate. Contact Customer Service if dimensions are critical.

CODE DESCRIPTION


3 - over 3/4 height credenza
L - left-handed position
R - right-handed position
4 - full height pedestal
F - box, box, file drawer
D - file, file drawer
DB - disc base
V21 - floating wood modesty panel
V29 - floating acrylic modesty panel
V24 - floating back-painted glass modesty panel


STANDARD FINISHES

For a complete list of standard wood finishes please see page 9. Disc bases and metal legs are available in a Brushed Stainless finish.

One wiring grommet in standard position is optional at no charge. See page 12 for more information.

ADESSO | DESK RUNOFFS FOR 3/4 HEIGHT CREDENZAS

Description	Model	Oak Cherry Maple	Anigre Walnut	W	D	H	KW	Shipping Weight	Cubic Feet
 Arc Desk Runoffs with Wood/Alu- minum Base	88DRA60303LWB	3298	3630	59.75	30	29.5	36.5	152	39
	88DRA60303RWB	3298	3630	59.75	30	29.5	36.5	152	39
	88DRA66303LWB	3342	3676	65.75	30	29.5	42.5	162	43
	88DRA66303RWB	3342	3676	65.75	30	29.5	42.5	162	43
	88DRA66363LWB	3441	3786	65.75	36	29.5	42.5	188	50.5
	88DRA66363RWB	3441	3786	65.75	36	29.5	42.5	188	50.5
	88DRA72303LWB	3458	3803	71.5	30	29.5	48	171	46.5
	88DRA72303RWB	3458	3803	71.5	30	29.5	48	171	46.5
	88DRA72363LWB*	3487	3833	71.5	36	29.5	48	199	54.5
	88DRA72363RWB	3487	3833	71.5	36	29.5	48	199	54.5
	88DRA78303LWB	3584	3943	77.5	30	29.5	54	181	50
	88DRA78303RWB	3584	3943	77.5	30	29.5	54	181	50
	88DRA78363LWB	3700	4069	77.5	36	29.5	54	210	59
	88DRA78363RWB	3700	4069	77.5	36	29.5	54	210	59
	88DRA84303LWB	3815	4195	83.5	30	29.5	60	191	54
	88DRA84303RWB	3815	4195	83.5	30	29.5	60	191	54
	88DRA84363LWB	3958	4354	83.5	36	29.5	60	222	63.5
88DRA84363RWB	3958	4354	83.5	36	29.5	60	222	63.5	

 Bullet Desk Runoffs with Disc Base	88DRB66303LDB	2782	3061	65.75	30	29.5	27.5	141	23.5
	88DRB66303RDB	2782	3061	65.75	30	29.5	27.5	141	23.5
	88DRB66363LDB	2884	3171	65.75	36	29.5	24.5	161	26
	88DRB66363RDB	2884	3171	65.75	36	29.5	24.5	161	26
	88DRB72303LDB	3028	3329	71.5	30	29.5	33.5	149	24.5
	88DRB72303RDB	3028	3329	71.5	30	29.5	33.5	149	24.5
	88DRB72363LDB*	3040	3345	71.5	36	29.5	30	171	27.5
	88DRB72363RDB	3040	3345	71.5	36	29.5	30	171	27.5
	88DRB78303LDB	3068	3375	77.5	30	29.5	39	158	26
	88DRB78303RDB	3068	3375	77.5	30	29.5	39	158	26
	88DRB78363LDB	3169	3488	77.5	36	29.5	36	182	29.5
	88DRB78363RDB	3169	3488	77.5	36	29.5	36	182	29.5
	88DRB84303LDB	3285	3612	83.5	30	29.5	45	167	27.5
	88DRB84303RDB	3285	3612	83.5	30	29.5	45	167	27.5
	88DRB84363LDB	3441	3786	83.5	36	29.5	42	192	31
	88DRB84363RDB	3441	3786	83.5	36	29.5	42	192	31

ORDERING NOTES:

All desk runoffs are available with three floating modesty panel options: wood, acrylic and back-painted glass. For floating modesty panel upcharges, please see page 40. To order, add the floating modesty panel reference number to the end of the runoff model number. To replace a standard wood riser with a metal riser for 3/4 height desk runoffs add suffix M to the end of the model # and **\$145 list** to the price. e.g. 88DR84363LLGM

ORDERING PROCEDURE

To order, please specify the following:

- 1) Krug product model number
- 2) Wood species and finish
- 3) Grommet location and style if applicable.

* Indicates model illustrated by line drawing

CODE DESCRIPTION

3 - over 3/4 height credenza
 L - left-handed position
 R - right-handed position
 WB - wood/aluminum base
 DB - disc base
 V21- floating wood modesty panel
 V29- floating acrylic modesty panel
 V24- floating back-painted glass modesty panel


STANDARD FINISHES

For a complete list of standard wood finishes please see page 9. Disc bases and metal legs are available in a Brushed Stainless fin-ish.

GROMMETS


One wiring grommet in standard position is optional at no charge. See page 12 for more information.


ADESSO | DESK RUNOFFS FOR 3/4 HEIGHT CREDENZAS & LINKING RUNOFF TOPS

Description	Model	Oak	Anigre	W	D	H	KW	Shipping Weight	Cubic Feet
		Cherry Maple	Walnut						
 Bullet Desk Runoffs with Wood/Aluminum Base	88DRB60303LWB	3298	3630	59.75	30	29.5	36.5	152	39
	88DRB60303RWB	3298	3630	59.75	30	29.5	36.5	152	39
	88DRB66303LWB	3342	3676	65.75	30	29.5	42.5	162	43
	88DRB66303RWB	3342	3676	65.75	30	29.5	42.5	162	43
	88DRB66363LWB	3441	3786	65.75	36	29.5	42.5	188	50.5
	88DRB66363RWB	3441	3786	65.75	36	29.5	42.5	188	50.5
	88DRB72303LWB	3458	3803	71.5	30	29.5	48	171	46.5
	88DRB72303RWB	3458	3803	71.5	30	29.5	48	171	46.5
	88DRB72363LWB*	3487	3833	71.5	36	29.5	48	199	54.5
	88DRB72363RWB	3487	3833	71.5	36	29.5	48	199	54.5
	88DRB78303LWB	3584	3943	77.5	30	29.5	54	181	50
	88DRB78303RWB	3584	3943	77.5	30	29.5	54	181	50
	88DRB78363LWB	3700	4069	77.5	36	29.5	54	210	59
	88DRB78363RWB	3700	4069	77.5	36	29.5	54	210	59
	88DRB84303LWB	3815	4195	83.5	30	29.5	60	191	54
	88DRB84303RWB	3815	4195	83.5	30	29.5	60	191	54
	88DRB84363LWB	3958	4354	83.5	36	29.5	60	222	63.5
88DRB84363RWB	3958	4354	83.5	36	29.5	60	222	63.5	

ORDERING NOTES:

All desk runoffs are available with three floating modesty panel options: wood, acrylic and back-painted glass. For floating modesty panel upcharges, please see page 40. To order, add the floating modesty panel reference number to the end of the runoff model number. To replace a standard wood riser with a metal riser for 3/4 height desk runoffs add suffix M to the end of the model # and **\$145 list** to the price. e.g. 88DR84363LLGM

 Linking Runoff Tops	88LU6024H3L	1118	1231	56	24	-	36	4
	88LU6024H3R	1118	1231	56	24	-	36	4
	88LU6624H3L	1192	1311	62	24	-	42	4.5
	88LU6624H3R	1192	1311	62	24	-	42	4.5
	88LU7224H3L	1278	1407	68	24	-	48	5
	88LU7224H3R*	1278	1407	68	24	-	48	5

 Linking Runoff with Fixed modesty Panel For 20" & 24" deep Credenzas	88LU6024H3LX41-20	2353	2587	56	24	29.5	92	6
	88LU6024H3RX41-20	2353	2587	56	24	29.5	92	6
	88LU6624H3LX41-20	2467	2714	62	24	29.5	100	6.5
	88LU6624H3RX41-20	2467	2714	62	24	29.5	100	6.5
	88LU7224H3LX41-20*	2568	2824	68	24	29.5	108	7
	88LU7224H3RX41-20	2568	2824	68	24	29.5	108	7
	88LU6024H3LX41-24	2353	2587	56	24	29.5	92	6
	88LU6024H3RX41-24	2353	2587	56	24	29.5	92	6
	88LU6624H3LX41-24	2467	2714	62	24	29.5	100	6.5
	88LU6624H3RX41-24	2467	2714	62	24	29.5	100	6.5
	88LU7224H3LX41-24*	2568	2824	68	24	29.5	108	7
	88LU7224H3RX41-24	2568	2824	68	24	29.5	108	7

ORDERING NOTES:

Half gables are required for additional support on all link runoff tops 60" and greater, please see page 109 for model number and list price. To replace the standard wood riser with a metal riser for 3/4 height desk runoffs add suffix "M" to the end of the model # and **\$145 list** to the price. e.g. 88LU7224H3LM.

DIMENSION KEY

W — width
 D — depth
 H — height of worksurface
 KW — kneehole width

Dimensions are in inches and approximate. Contact Customer Service if dimensions are critical.

CODE DESCRIPTION

3 - over 3/4 height credenza
 L - left-handed position
 R - right-handed position
 WB - wood/aluminum base
 X41 - full height fixed wood modesty
 V21 - floating wood modesty panel
 V29 - floating acrylic modesty panel
 V24 - back-painted glass modesty panel

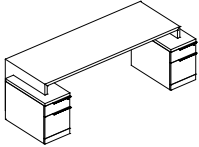
STANDARD FINISHES

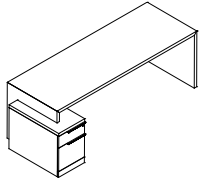
For a complete list of standard wood finishes please see page 9.

GROMMETS

One wiring grommet in standard position is optional at no charge. See page 12 for more information.

ADESSO | DESKS WITH EXTENDED 3/4 PEDESTALS

Description	Model	Oak		W	D	H	KW	Shipping Weight	Cubic Feet
		Cherry Maple	Anigre Walnut						
 Rectangular Desk with 3/4 Height Extended Double Pedestals	88DP60303LFRF	7297	8029	71.75	36	29.5	40.5	334	39
	88DP66303LFRF	7337	8071	77.75	36	29.5	46.5	346	43
	88DP66363LFRF	7364	8101	77.75	42	29.5	46.5	365	50.5
	88DP72303LFRF	7400	8141	83.5	36	29.5	52	358	46.5
	88DP72363LFRF*	7444	8186	83.5	42	29.5	52	379	54.5
	88DP78303LFRF	7482	8230	89.5	36	29.5	58	369	50
	88DP78363LFRF	7519	8269	89.5	42	29.5	58	392	59
	88DP84363LFRF	7594	8354	95.5	42	29.5	64	406	63.5

 Rectangular Desk with 3/4 Height Extended Single Pedestal	88DP60303LFR0	5248	5773	65.75	36	29.5	48.5	272	39
	88DP60303L0RF	5248	5773	65.75	36	29.5	48.5	272	39
	88DP66303LFR0	5288	5817	71.75	36	29.5	54.5	284	43
	88DP66303L0RF	5288	5817	71.75	36	29.5	54.5	284	43
	88DP66363LFR0	5323	5857	71.75	42	29.5	54.5	304	50.5
	88DP66363L0RF	5323	5857	71.75	42	29.5	54.5	304	50.5
	88DP72303LFR0*	5364	5898	77.5	36	29.5	60	296	46.5
	88DP72303L0RF	5364	5898	77.5	36	29.5	60	296	46.5
	88DP72363LFR0	5401	5943	77.5	42	29.5	60	317	54.5
	88DP72363L0RF	5401	5943	77.5	42	29.5	60	317	54.5
	88DP78303LFR0	5458	6004	83.5	36	29.5	66	308	50
	88DP78303L0RF	5458	6004	83.5	36	29.5	66	308	50
	88DP78363LFR0	5484	6033	83.5	42	29.5	66	330	59
	88DP78363L0RF	5484	6033	83.5	42	29.5	66	330	59
	88DP84363LFR0	5537	6090	89.5	42	29.5	72	344	63.5
88DP84363L0RF	5537	6090	89.5	42	29.5	72	344	63.5	

ORDERING NOTES:

All desk runoffs are available with three floating modesty panel options: wood, acrylic and back-painted glass. For floating modesty panel upcharges, please see page 40. To order, add the floating modesty panel reference number to the end of the runoff model number. Pedestals are available with a soft-closing drawer option, add "S" to the model # and **\$145 list** per pedestal. e.g. 88DR84363L4FS. To specify an Extended Pedestal in Palette finish, add the suffix "P" to the end of the model number. e.g. 88DRPM72303L3FP. To replace a standard wood riser with a metal riser for 3/4 height desk runoffs add suffix M to the end of the model # and **\$145 list** to the price. e.g. 88DR84363LLGM

ORDERING PROCEDURE

To order, please specify the following:

- 1) Krug product model number
- 2) Wood species and finish
- 3) Grommet location and style if applicable.

* Indicates model illustrated by line drawing

CODE DESCRIPTION

- P - Pedestal Mount
- 3 - 3/4 height pedestal
- L - left-handed pedestal position
- R - right-handed pedestal position
- F - 1 box, 1 file drawer
- 0 - no pedestal
- V21 - floating wood modesty panel
- V29 - floating acrylic modesty panel
- V24 - floating back-painted glass modesty panel


STANDARD FINISHES

For a complete list of standard wood finishes please see page 9. Disc bases and metal legs are available in a Brushed Stainless finish.

GROMMETS

One wiring grommet in standard position is optional at no charge. See page 12 for more information.

ADESSO | HEIGHT ADJUSTABLE DESK WORKSURFACES

Description	Model	Oak	Anigre	W	D	H	KW	Shipping Weight	Cubic Feet
		Cherry	Walnut						
	88HA3024ETS	2888	3180	29.75	24	-	17	108.5	11.5
	88HA3624ETS	2993	3293	35.75	24	-	23	109	14
	88HA4224ETS	3100	3410	41.75	24	-	29	109	16.5
	88HA4824ETS	3150	3465	47.75	24	-	35	109.5	19
	88HA5424ETS	3268	3594	53.5	24	-	41	110	21.5
	88HA6024ETS	3329	3663	59.75	24	-	47	111	24
	88HA6624ETS	3649	4015	65.75	24	-	53	114	26.5
	88HA7224ETS	3868	4254	71.75	24	-	59	119.5	29
	88HA7824ETS	3980	4377	77.75	24	-	65	122.5	31.5
	88HA8424ETS	4228	4653	83.75	24	-	71	127	34
	88HA3030ETS	2952	3247	29.75	30	-	17	121.5	36.75
	88HA3630ETS	3246	3568	35.75	30	-	23	122	14.25
	88HA4230ETS	3388	3725	41.75	30	-	29	122	17.5
	88HA4830ETS	3536	3890	47.75	30	-	35	122.5	20.5
	88HA5430ETS	3666	4035	53.5	30	-	41	123	23.5
	88HA6030ETS	3920	4314	59.75	30	-	47	124	26.5
	88HA6630ETS	4062	4469	65.75	30	-	53	131	29.75
	88HA7230ETS	4188	4608	71.75	30	-	59	132.5	32.75
	88HA7830ETS*	4441	4884	77.75	30	-	65	142.5	35.75
	88HA8430ETS	4580	5035	83.75	30	-	71	143.5	38.75
	88HA3036ETS	3024	3325	29.75	36	-	17	121.5	42
	88HA3636ETS	3370	3708	35.75	36	-	23	122	45.5
	88HA4236ETS	3638	4003	41.75	36	-	29	122	17.25
	88HA4836ETS	3788	4164	47.75	36	-	35	122.5	20.75
	88HA5436ETS	4043	4447	53.5	36	-	41	123	24.5
	88HA6036ETS	4172	4589	59.75	36	-	47	124	28.25
	88HA6636ETS	4441	4884	65.75	36	-	53	134	32
	88HA7236ETS	4565	5022	71.75	36	-	59	151.5	35.5
88HA7836ETS	4866	5350	77.75	36	-	65	158.5	39.25	
88HA8436ETS	4956	5449	83.75	36	-	71	159.5	43	

ORDERING NOTES:

To order a height adjustable return worksurface in place of a return or linking unit insert RH into the model number before the ETS. e.g. 88HA6024RHETS.

To order a height adjustable worksurface with a top overhang of 16" at one end add O16 to the end of the model number. e.g. 88HA6024ETSO16. Please note that this option is not available on electronic height adjustable worksurfaces that are 42" or less in length. This option is not available on dual stage electronic height adjustable worksurfaces.

To order a dual stage height adjustable base add **\$642 list** and replace ETS with ETD. eg. 88HA6030ETD.

Lifts come standard with an up/down button. Standard colors are Silver Metallic & Black, please contact customer service for other available colors. A 4 position programmable display is available, please see page 70 for price and model number.

Standard base is a T-base. A C base can be specified at the same price. To order a C-base on worksurfaces, up to 30" deep only, replace "T" with "C" e.g. 88HA8430ECS

Single stage height adjustable range: 26" - 45.5"

Dual stage height adjustable range: 21" - 47"

Power cord is 10 feet long.

DIMENSION KEY

W — width
D — depth
H — height of worksurface
KW — kneehole width

Dimensions are in inches and approximate.
Contact Customer Service if dimensions are critical.

CODE DESCRIPTION

HA - height adjustable
E - electric
T - T- base
C - C- base
S - single stage
D - dual stage
RH - top with cross grain
V21- half height floating wood modesty panel
V22- half height floating palette modesty panel
V26- half height floating laminate modesty panel


STANDARD FINISHES

For a complete list of standard wood finishes please see page 10. Disc bases and metal legs are available in a Brushed Stainless finish.

GROMMETS

One wiring grommet in standard position is optional at no charge. See page 13 for more information.

ADESSO | HEIGHT ADJUSTABLE DESK WORKSURFACES

Description	Model	Oak	Anigre	W	D	H	KW	Shipping Weight	Cubic Feet
		Cherry Maple	Walnut						
Electronic Height Adjustable Worksurface	88HA3024ETSV21	3395	3735	29.75	24	-	17	114.5	11.5
	88HA3624ETSV21	3528	3878	35.75	24	-	23	117	14
	88HA4224ETSV21	3660	4023	41.75	24	-	29	118	16.5
with Floating Wood Modesty Panel	88HA4824ETSV21	3735	4110	47.75	24	-	35	119.5	19
	88HA5424ETSV21	3883	4271	53.5	24	-	41	122	21.5
	88HA6024ETSV21	3975	4373	59.75	24	-	47	124	24
	88HA6624ETSV21	4324	4758	65.75	24	-	53	128	26.5
	88HA7224ETSV21	4570	5029	71.75	24	-	59	134.5	29
	88HA7824ETSV21	4711	5182	77.75	24	-	65	139.5	31.5
	88HA8424ETSV21	4989	5487	83.75	24	-	71	145	34
	88HA3030ETSV21	3459	3804	29.75	30	-	17	127.5	36.75
	88HA3630ETSV21	3777	4156	35.75	30	-	23	130	14.25
	88HA4230ETSV21	3945	4341	41.75	30	-	29	131	17.5
	88HA4830ETSV21	4121	4533	47.75	30	-	35	132.5	20.5
	88HA5430ETSV21	4282	4710	53.5	30	-	41	135	23.5
	88HA6030ETSV21	4566	5023	59.75	30	-	47	137	26.5
	88HA6630ETSV21	4737	5211	65.75	30	-	53	145	29.75
	88HA7230ETSV21*	4893	5380	71.75	30	-	59	147.5	32.75
	88HA7830ETSV21	5171	5688	77.75	30	-	65	159.5	35.75
	88HA8430ETSV21	5339	5871	83.75	30	-	71	161.5	38.75
	88HA3036ETSV21	3532	3885	29.75	36	-	17	127.5	42
	88HA3636ETSV21	3903	4293	35.75	36	-	23	130	45.5
	88HA4236ETSV21	4196	4615	41.75	36	-	29	131	17.25
	88HA4836ETSV21	4373	4810	47.75	36	-	35	132.5	20.75
	88HA5436ETSV21	4658	5125	53.5	36	-	41	135	24.5
	88HA6036ETSV21	4819	5299	59.75	36	-	47	137	28.25
	88HA6636ETSV21	5113	5625	65.75	36	-	53	148	32
	88HA7236ETSV21	5268	5794	71.75	36	-	59	166.5	35.5
	88HA7836ETSV21	5597	6158	77.75	36	-	65	175.5	39.25
	88HA8436ETSV21	5715	6288	83.75	36	-	71	177.5	43

ORDERING NOTES:

To order a height adjustable return worksurface in place of a return or linking unit insert RH into the model number before the ETS. e.g. 88HA6024RHETS

To order a height adjustable worksurface with a top overhang of 16" at one end add O16 to the end of the model number. e.g. 88HA6024ETSO16. Please note that this option is not available on electronic height adjustable worksurfaces that are 42" or less in length. This option is not available on dual stage electronic height adjustable worksurfaces.

To order a dual stage height adjustable base add **\$642** to the list price and replace ETS with ETD. eg. 88HA6030ETD.

Lifts come standard with an up/down button. Standard colors are Silver Metallic & Black, please contact customer service for other available colors. A 4 position programmable display is available, please see page 70 for price and model number.

Standard base is a T-base. A C base can be specified at the same price. To order a C-base on worksurfaces, up to 30" deep only, replace "T" with "C" e.g. 88HA8430ECS

Single stage height adjustable range: 26" - 45.5"

Dual stage height adjustable range: 21" - 47"

Power cord is 10 feet long.

ORDERING PROCEDURE

To order, please specify the following:

- 1) Krug product model number
- 2) Wood species and finish
- 3) Grommet location and style if applicable.

* Indicates model illustrated by line drawing

CODE DESCRIPTION

HA - height adjustable
 E - electric
 T - T- base
 C - C- base
 S - single stage
 D - dual stage
 RH - top with cross grain
 V21- half height floating wood modesty panel
 V22- half height floating palette modesty panel
 V26- half height floating laminate modesty panel


STANDARD FINISHES

For a complete list of standard wood finishes please see page 10. Disc bases and metal legs are available in a Brushed Stainless finish.

GROMMETS

One wiring grommet in standard position is optional at no charge. See page 13 for more information.

ADESSO | HEIGHT ADJUSTABLE DESK WORKSURFACES

Description	Model	Oak		W	D	H	KW	Shipping Weight	Cubic Feet	
		Cherry	Anigre Walnut							
	Electronic Height Adjustable Worksurface with Base Enclosures	88HA4224ETSG	5248	5773	41.75	24	-	24	154	16.5
		88HA4824ETSG	5298	5828	47.75	24	-	30	154.5	19
		88HA5424ETSG	5418	5959	53.5	24	-	36	155	21.5
		88HA6024ETSG	5479	6027	59.75	24	-	42	156	24
		88HA6624ETSG	5799	6379	65.75	24	-	48	159	26.5
		88HA7224ETSG	6017	6618	71.75	24	-	54	164.5	29
		88HA7824ETSG	6129	6742	77.75	24	-	60	167.5	31.5
		88HA8424ETSG	6375	7015	83.75	24	-	66	172	34
		88HA4230ETSG	5791	6370	41.75	30	-	24	177	17.5
		88HA4830ETSG	5940	6535	47.75	30	-	30	177.5	20.5
		88HA5430ETSG	6071	6680	53.5	30	-	36	178	23.5
		88HA6030ETSG	6325	6957	59.75	30	-	42	179	26.5
		88HA6630ETSG	6468	7113	65.75	30	-	48	186	29.75
		88HA7230ETSG	6594	7253	71.75	30	-	54	187.5	32.75
		88HA7830ETSG*	6843	7529	77.75	30	-	60	197.5	35.75
		88HA8430ETSG	6982	7679	83.75	30	-	66	198.5	38.75
		88HA4236ETSG	6290	6919	41.75	36	-	24	187	17.25
		88HA4836ETSG	6439	7083	47.75	36	-	30	187.5	20.75
		88HA5436ETSG	6695	7364	53.5	36	-	36	188	24.5
		88HA6036ETSG	6822	7506	59.75	36	-	42	189	28.25
	88HA6636ETSG	7091	7800	65.75	36	-	48	199	32	
	88HA7236ETSG	7217	7940	71.75	36	-	54	216.5	35.5	
	88HA7836ETSG	7518	8269	77.75	36	-	60	223.5	39.25	
	88HA8436ETSG	7606	8367	83.75	36	-	66	224.5	3	

ORDERING NOTES:

To order a height adjustable return worksurface in place of a return or linking unit insert RH into the model number before the ETS. e.g. 88HA6024RHETS.

To order a height adjustable worksurface with a top overhang of 16" at one end add O16 to the end of the model number. e.g. 88HA6024ETSO16. Please note that this option is not available on electronic height adjustable worksurfaces that are 42" or less in length. This option is not available on dual stage electronic height adjustable worksurfaces.

To order a dual stage height adjustable base add **\$642** to the list price and replace ETS with ETD. eg. 88HA6030ETD.

Lifts come standard with an up/down button. Standard colors are Silver Metallic & Black, please contact customer service for other avail-able colors. A 4 position programmable display is available, please see page 70 for price and model number.

Standard base is a T-base. A C base can be specified at the same price. To order a C-base on worksurfaces, up to 30" deep only, replace "T" with "C" e.g. 88HA8430ECS

Single stage height adjustable range: 26" - 45.5"

Dual stage height adjustable range: 21" - 47"

Power cord is 10 feet long.

DIMENSION KEY

W — width
D — depth
H — height of worksurface
KW— kneehole width

Dimensions are in inches and approximate.
Contact Customer Service if dimensions are critical.

CODE DESCRIPTION

HA - height adjustable
E - electric
T - T- base
C - C- base
S - single stage
D - dual stage
RH - top with cross grain
V21- half height floating wood modesty panel
V22- half height floating palette modesty panel
V26- half height floating laminate modesty panel

STANDARD FINISHES

For a complete list of standard wood finishes please see page 10. Disc bases and metal legs are available in a Brushed Stainless finish.

GROMMETS

One wiring grommet in standard position is optional at no charge. See page 13 for more information.

ADESSO | HEIGHT ADJUSTABLE DESK WORKSURFACES

Description	Model	Oak Cherry Maple	Anigre Walnut	W	D	H	KW	Shipping Weight	Cubic Feet
Electronic Height	88HA4224ETSGV21	5645	6209	41.75	24	-	24	163	16.5
Adjustable Work Surface	88HA4824ETSGV21	5781	6359	47.75	24	-	30	164.5	19
with Base Enclosures	88HA5424ETSGV21	5918	6510	53.5	24	-	36	167	21.5
and Floating Wood	88HA6024ETSGV21	6000	6603	59.75	24	-	42	169	24
Modesty Panel	88HA6624ETSGV21	6190	6810	65.75	24	-	48	173	26.5
	88HA7224ETSGV21	6325	6957	71.75	24	-	54	179.5	29
	88HA7824ETSGV21	6745	7420	77.75	24	-	60	184.5	31.5
	88HA8424ETSGV21	7063	7770	83.75	24	-	66	190	34
	88HA4230ETSGV21	6398	7040	41.75	30	-	24	186	17.5
	88HA4830ETSGV21	6579	7235	47.75	30	-	30	187.5	20.5
	88HA5430ETSGV21	6741	7416	53.5	30	-	36	190	23.5
	88HA6030ETSGV21	7028	7732	59.75	30	-	42	192	26.5
	88HA6630ETSGV21	7241	7966	65.75	30	-	48	200	29.75
	88HA7230ETSGV21	7439	8183	71.75	30	-	54	202.5	32.75
	88HA7830ETSGV21*	7791	8570	77.75	30	-	60	214.5	35.75
	88HA8430ETSGV21	8030	8832	83.75	30	-	66	216.5	38.75
	88HA4236ETSGV21	6897	7587	41.75	36	-	24	196	17.25
	88HA4836ETSGV21	7077	7783	47.75	36	-	30	197.5	20.75
	88HA5436ETSGV21	7364	8100	53.5	36	-	36	200	24.5
	88HA6036ETSGV21	7527	8280	59.75	36	-	42	202	28.25
	88HA6636ETSGV21	7865	8652	65.75	36	-	48	213	32
	88HA7236ETSGV21	8064	8869	71.75	36	-	54	231.5	35.5
	88HA7836ETSGV21	8464	9309	77.75	36	-	60	240.5	39.25
	88HA8436ETSGV21	8654	9518	83.75	36	-	66	242.5	43



ORDERING NOTES:

To order a height adjustable return worksurface to use in place of a return or linking unit insert RH into the model number before the ETS. e.g. 88HA6024RHETSGV21.

To order a height adjustable worksurface with a top overhang of 16" at one end insert O16 into the model number after ETS. e.g. 88HA6024ETSO16GV21. Please note that this option is not available on height adjustable work surfaces that have base enclosures and are 48" or less in length. This option is not available on dual stage elec-tronic height adjustable .worksurfaces.

To order a dual stage height adjustable base **add \$642** to the list price and replace ETS with ETD. eg. 88HA6030ETDGV21. Lifts come standard with an up/down button. Standard colors are Silver Metallic & Black, please contact customer service for other available colors. A 4 position programmable display is available, please see page 70 for price and model number.

Modesty panels are available in low pressure laminate, please replace V21 with V26 for this option. e.g. 88HA6030ETSGV26.

Modesty panels are also available in palette, please replace V21 with V22 for this option. e.g. 88HA6030ETSGV22.

Single stage height adjustable range: 26" - 45.5"

Dual stage height adjustable range: 21" - 47"

Power cord is 10 feet long.

ORDERING PROCEDURE

To order, please specify the following:

- 1) Krug product model number
- 2) Wood species and finish
- 3) Grommet location and style if applicable.

* Indicates model illustrated by line drawing

CODE DESCRIPTION

HA - height adjustable
 E - electric
 T - T- base
 C - C- base
 S - single stage
 D - dual stage
 RH - top with cross grain
 V21- half height floating wood modesty panel
 V22- half height floating palette modesty panel
 V26- half height floating laminate modesty panel


STANDARD FINISHES

For a complete list of standard wood finishes please see page 10. Disc bases and metal legs are available in a Brushed Stainless finish.

GROMMETS

One wiring grommet in standard position is optional at no charge. See page 13 for more information.

ADESSO | HEIGHT ADJUSTABLE RETURN WORKSURFACES

Description	Model	Oak		W	D	H	KW	Shipping Weight	Cubic Feet	
		Cherry	Anigre							
		Maple	Walnut							
	Electronic Height Adjustable Return Worksurface	88HA4824RHETS	3150	3465	47.75	24	-	35	109.5	19
		88HA5424RHETS	3268	3594	53.5	24	-	41	110	21.5
		88HA6024RHETS	3329	3663	59.75	24	-	47	111	24
		88HA6624RHETS	3649	4015	65.75	24	-	53	114	26.5
		88HA7224RHETS	3868	4254	71.75	24	-	59	119.5	29
		88HA7824RHETS	3980	4377	77.75	24	-	65	122.5	31.5
		88HA8424RHETS	4228	4653	83.75	24	-	71	127	34
		88HA4830RHETS	3536	3890	47.75	30	-	35	122.5	20.5
		88HA5430RHETS	3666	4035	53.5	30	-	41	123	23.5
		88HA6030RHETS	3920	4314	59.75	30	-	47	124	26.5
	88HA6630RHETS	4062	4469	65.75	30	-	53	131	29.75	
	88HA7230RHETS	4188	4608	71.75	30	-	59	132.5	32.75	
	88HA7830RHETS*	4441	4884	77.75	30	-	65	142.5	35.75	
	88HA8430RHETS	4580	5035	83.75	30	-	71	143.5	38.75	
	88HA4836RHETS	3788	4164	47.75	36	-	35	122.5	20.75	
	88HA5436RHETS	4043	4447	53.5	36	-	41	123	24.5	
	88HA6036RHETS	4172	4589	59.75	36	-	47	124	28.25	
	88HA6636RHETS	4441	4884	65.75	36	-	53	134	32	
	88HA7236RHETS	4565	5022	71.75	36	-	59	151.5	35.5	
	88HA7836RHETS	4866	5350	77.75	36	-	65	158.5	39.25	
	88HA8436RHETS	4956	5449	83.75	36	-	71	159.5	43	

ORDERING NOTES:

To order a height adjustable return worksurface in place of a return or linking unit insert RH into the model number before the ETS. e.g. 88HA6024RHETS.

To order a height adjustable worksurface with a top overhang of 16" at one end add O16 to the end of the model number. e.g. 88HA6024ETSO16. Please note that this option is not available on electronic height adjustable worksurfaces that are 42" or less in length. This option is not available on dual stage electronic height adjustable worksurfaces.

To order a dual stage height adjustable base add **\$642** to the list price and replace ETS with ETD. eg. 88HA6030ETD.

Lifts come standard with an up/down button. Standard colors are Silver Metallic & Black, please contact customer service for other available colors. A 4 position programmable display is available, please see page 70 for price and model number.

Standard base is a T-base. A C base can be specified at the same price. To order a C-base on worksurfaces, up to 30" deep only, replace "T" with "C" e.g. 88HA8430ECS

Single stage height adjustable range: 26" - 45.5"

Dual stage height adjustable range: 21" - 47"

Power cord is 10 feet long.

DIMENSION KEY

W — width
D — depth
H — height of worksurface
KW— kneehole width

Dimensions are in inches and approximate. Contact Customer Service if dimensions are critical.

CODE DESCRIPTION

HA - height adjustable
RH - Return (cross grain)
E - electric
T - T- base
C - C- base
S - single stage
D - dual stage


STANDARD FINISHES

For a complete list of standard wood finishes please see page 9.

GROMMETS

One wiring grommet in standard position is optional at no charge. See page 12 for more information.

ADESSO | HEIGHT ADJUSTABLE RETURN WORKSURFACES

Description	Model	Oak Cherry Maple	Anigre Walnut	W	D	H	KW	Shipping Weight	Cubic Feet	
	Electronic Height Adjustable Return Worksurface with Floating Wood Modesty Panel	88HA4824RHETSV21	3735	4110	47.75	24	-	35	119.5	19
	88HA5424RHETSV21	3883	4271	53.5	24	-	41	122	21.5	
	88HA6024RHETSV21	3975	4373	59.75	24	-	47	124	24	
	88HA6624RHETSV21	4324	4758	65.75	24	-	53	128	26.5	
	88HA7224RHETSV21	4570	5029	71.75	24	-	59	134.5	29	
	88HA7824RHETSV21	4711	5182	77.75	24	-	65	139.5	31.5	
	88HA8424RHETSV21	4989	5487	83.75	24	-	71	145	34	
	88HA4830RHETSV21	4121	4533	47.75	30	-	35	132.5	20.5	
	88HA5430RHETSV21	4282	4710	53.5	30	-	41	135	23.5	
	88HA6030RHETSV21	4566	5023	59.75	30	-	47	137	26.5	
	88HA6630RHETSV21	4737	5211	65.75	30	-	53	145	29.75	
	88HA7230RHETSV21*	4893	5380	71.75	30	-	59	147.5	32.75	
	88HA7830RHETSV21	5171	5688	77.75	30	-	65	159.5	35.75	
	88HA8430RHETSV21	5339	5871	83.75	30	-	71	161.5	38.75	
	88HA4836RHETSV21	4373	4810	47.75	36	-	35	132.5	20.75	
	88HA5436RHETSV21	4658	5125	53.5	36	-	41	135	24.5	
	88HA6036RHETSV21	4819	5299	59.75	36	-	47	137	28.25	
	88HA6636RHETSV21	5113	5625	65.75	36	-	53	148	32	
	88HA7236RHETSV21	5268	5794	71.75	36	-	59	166.5	35.5	
88HA7836RHETSV21	5597	6158	77.75	36	-	65	175.5	39.25		
88HA8436RHETSV21	5715	6288	83.75	36	-	71	177.5	43		

ORDERING NOTES:

To order a height adjustable return worksurface in place of a return or linking unit insert RH into the model number before the ETS. e.g. 88HA6024RHETS

To order a height adjustable worksurface with a top overhang of 16" at one end add O16 to the end of the model number. e.g. 88HA6024ETSO16. Please note that this option is not available on electronic height adjustable worksurfaces that are 42" or less in length. This option is not available on dual stage electronic height adjustable worksurfaces.

To order a dual stage height adjustable base **add \$642** to the list price and replace ETS with ETD. eg. 88HA6030ETD.

Lifts come standard with an up/down button. Standard colors are Silver Metallic & Black, please contact customer service for other available colors. A 4 position programmable display is available, please see page 70 for price and model number.

Standard base is a T-base. A C base can be specified at the same price. To order a C-base on worksurfaces, up to 30" deep only, replace "T" with "C" e.g. 88HA8430ECS

Single stage height adjustable range: 26" - 45.5"

Dual stage height adjustable range: 21" - 47"

Power cord is 10 feet long.

ORDERING PROCEDURE

To order, please specify the following:

- 1) Krug product model number
- 2) Wood species and finish
- 3) Grommet location and style if applicable.

* Indicates model illustrated by line drawing

CODE DESCRIPTION

HA - height adjustable
 RH - Return (cross grain)
 E - electric
 T - T- base
 C - C- base
 S - single stage
 D - dual stage
 V21 - 1/2 height floating wood modesty panel


STANDARD FINISHES

For a complete list of standard wood finishes please see page 9. Disc bases and metal legs are available in a Brushed Stainless finish.

GROMMETS

One wiring grommet in standard position is optional at no charge. See page 12 for more information.

ADESSO | HEIGHT ADJUSTABLE RETURN WORKSURFACES

Description	Model	Oak		W	D	H	KW	Shipping Weight	Cubic Feet	
		Cherry Maple	Anigre Walnut							
	Electronic Height Adjustable Return Worksurface with Base Enclosures	88HA4824RHETSG	5298	5828	47.75	24	-	30	154.5	19
	88HA5424RHETSG	5418	5959	53.5	24	-	36	155	21.5	
	88HA6024RHETSG	5479	6027	59.75	24	-	42	156	24	
	88HA6624RHETSG	5799	6379	65.75	24	-	48	159	26.5	
	88HA7224RHETSG	6017	6618	71.75	24	-	54	164.5	29	
	88HA7824RHETSG	6129	6742	77.75	24	-	60	167.5	31.5	
	88HA8424RHETSG	6375	7015	83.75	24	-	66	172	34	
	88HA4830RHETSG	5940	6535	47.75	30	-	30	177.5	20.5	
	88HA5430RHETSG	6071	6680	53.5	30	-	36	178	23.5	
	88HA6030RHETSG	6325	6957	59.75	30	-	42	179	26.5	
88HA6630RHETSG	6468	7113	65.75	30	-	48	186	29.75		
88HA7230RHETSG	6594	7253	71.75	30	-	54	187.5	32.75		
88HA7830RHETSG*	6843	7529	77.75	30	-	60	197.5	35.75		
88HA8430RHETSG	6982	7679	83.75	30	-	66	198.5	38.75		
88HA4836RHETSG	6439	7083	47.75	36	-	30	187.5	20.75		
88HA5436RHETSG	6695	7364	53.5	36	-	36	188	24.5		
88HA6036RHETSG	6822	7506	59.75	36	-	42	189	28.25		
88HA6636RHETSG	7091	7800	65.75	36	-	48	199	32		
88HA7236RHETSG	7217	7940	71.75	36	-	54	216.5	35.5		
88HA7836RHETSG	7518	8269	77.75	36	-	60	223.5	39.25		
88HA8436RHETSG	7606	8367	83.75	36	-	66	224.5	3		

ORDERING NOTES:

To order a height adjustable return work surface in place of a return or linking unit insert RH into the model number before the ETS. e.g. 88HA6024RHETS.

To order a height adjustable work surface with a top overhang of 16" at one end add O16 to the end of the model number. e.g. 88HA6024ETSO16. Please note that this option is not available on electronic height adjustable work surfaces that are 42" or less in length. This option is not available on dual stage electronic height adjustable work surfaces.

To order a dual stage height adjustable base add \$642 to the list price and replace ETS with ETD. eg. 88HA6030ETD.

Lifts come standard with an up/down button. Standard colors are Silver Metallic & Black, please contact customer service for other available colors. A 4 position programmable display is available, please see page 70 for price and model number.

Standard base is a T-base. A C base can be specified at the same price. To order a C-base on work surfaces, up to 30" deep only, replace "T" with "C" e.g. 88HA8430ECS

Single stage height adjustable range: 26" - 45.5"

Dual stage height adjustable range: 21" - 47"

Power cord is 10 feet long.

DIMENSION KEY

W — width
D — depth
H — height of work surface
KW — kneehole width

Dimensions are in inches and approximate.
Contact Customer Service if dimensions are critical.

CODE DESCRIPTION

HA - height adjustable
RH - Return (cross grain)
E - electric
T - T- base
C - C- base
S - single stage
D - dual stage


STANDARD FINISHES

For a complete list of standard wood finishes please see page 9. Disc bases and metal legs are available in a Brushed Stainless finish.

GROMMETS

One wiring grommet in standard position is optional at no charge. See page 12 for more information.

ADESSO | HEIGHT ADJUSTABLE RETURN WORKSURFACES

Description	Model	Oak		W	D	H	KW	Shipping Weight	Cubic Feet
		Cherry	Anigre Walnut						
Electronic Height Adjustable Return	88HA4824RHETSGV21	5781	6359	47.75	24	-	30	164.5	19
Worksurface with Base Enclosures and Floating Wood Modesty Panel	88HA5424RHETSGV21	5918	6510	53.5	24	-	36	167	21.5
	88HA6024RHETSGV21	6000	6603	59.75	24	-	42	169	24
	88HA6624RHETSGV21	6190	6810	65.75	24	-	48	173	26.5
	88HA7224RHETSGV21	6325	6957	71.75	24	-	54	179.5	29
	88HA7824RHETSGV21	6745	7420	77.75	24	-	60	184.5	31.5
	88HA8424RHETSGV21	7063	7770	83.75	24	-	66	190	34
	88HA4830RHETSGV21	6579	7235	47.75	30	-	30	187.5	20.5
	88HA5430RHETSGV21	6741	7416	53.5	30	-	36	190	23.5
	88HA6030RHETSGV21	7028	7732	59.75	30	-	42	192	26.5
	88HA6630RHETSGV21	7241	7966	65.75	30	-	48	200	29.75
	88HA7230RHETSGV21	7439	8183	71.75	30	-	54	202.5	32.75
	88HA7830RHETSGV21*	7791	8570	77.75	30	-	60	214.5	35.75
88HA8430RHETSGV21	8030	8832	83.75	30	-	66	216.5	38.75	
88HA4836RHETSGV21	7077	7783	47.75	36	-	30	197.5	20.75	
88HA5436RHETSGV21	7364	8100	53.5	36	-	36	200	24.5	
88HA6036RHETSGV21	7527	8280	59.75	36	-	42	202	28.25	
88HA6636RHETSGV21	7865	8652	65.75	36	-	48	213	32	
88HA7236RHETSGV21	8064	8869	71.75	36	-	54	231.5	35.5	
88HA7836RHETSGV21	8464	9309	77.75	36	-	60	240.5	39.25	
88HA8436RHETSGV21	8654	9518	83.75	36	-	66	242.5	43	

ORDERING NOTES:

To order a height adjustable return worksurface to use in place of a return or linking unit insert RH into the model number before the ETS. e.g. 88HA6024RHETSGV21.

To order a height adjustable worksurface with a top overhang of 16" at one end insert O16 into the model number after ETS. e.g. 88HA6024ETSO16GV21. Please note that this option is not available on height adjustable work surfaces that have base enclosures and are 48" or less in length. This option is not available on dual stage elec-tronic height adjustable .worksurfaces.

To order a dual stage height adjustable base **add \$642** to the list price and replace ETS with ETD. eg. 88HA6030ETDGV21. Lifts come standard with an up/down button. Standard colors are Silver Metallic & Black, please contact customer service for other available colors. A 4 position programmable display is available, please see page 70 for price and model number.

Modesty panels are available in low pressure laminate, please replace V21 with V26 for this option. e.g. 88HA6030ETSGV26.

Modesty panels are also available in palette, please replace V21 with V22 for this option. e.g. 88HA6030ETSGV22.

Single stage height adjustable range: 26" - 45.5"

Dual stage height adjustable range: 21" - 47"

Power cord is 10 feet long.

ORDERING PROCEDURE

To order, please specify the following:

- 1) Krug product model number
- 2) Wood species and finish
- 3) Grommet location and style if applicable.

* Indicates model illustrated by line drawing

CODE DESCRIPTION


HA - height adjustable
 RH - Return (cross grain)
 E - electric
 T - T- base
 C - C- base
 S - single stage
 D - dual stage
 V21 - 1/2 height floating wood modesty panel


STANDARD FINISHES

For a complete list of standard wood finishes please see page 9. Disc bases and metal legs are available in a Brushed Stainless finish.

GROMMETS

One wiring grommet in standard position is optional at no charge. See page 12 for more information.

Description	Model	Oak		W	D	H	KW	Shipping Weight	Cubic Feet
		Cherry Maple	Anigre Walnut						
 Rectangular Desk with Aluminum Leg	88DQ60304LLG	3659	4022	59.75	30	29.5	53	152	39
	88DQ60304RLG	3659	4022	59.75	30	29.5	53	152	39
	88DQ66304LLG	3686	4056	65.75	30	29.5	59	161	43
	88DQ66304RLG	3686	4056	65.75	30	29.5	59	161	43
	88DQ66364LLG	3729	4103	65.75	36	29.5	59	186	50.5
	88DQ66364RLG	3729	4103	65.75	36	29.5	59	186	50.5
	88DQ72304LLG	3815	4195	71.5	30	29.5	65	170	46.5
	88DQ72304RLG	3815	4195	71.5	30	29.5	65	170	46.5
	88DQ72364LLG	3844	4226	71.5	36	29.5	65	196	54.5
	88DQ72364RLG*	3844	4226	71.5	36	29.5	65	196	54.5
	88DQ78304LLG	3916	4309	77.5	30	29.5	71	178	50
	88DQ78304RLG	3916	4309	77.5	30	29.5	71	178	50
	88DQ78364LLG	4003	4400	77.5	36	29.5	71	207	59
	88DQ78364RLG	4003	4400	77.5	36	29.5	71	207	59
	88DQ84304LLG	4087	4496	83.5	30	29.5	77	187	54
	88DQ84304RLG	4087	4496	83.5	30	29.5	77	187	54
	88DQ84364LLG	4216	4637	83.5	36	29.5	77	217	63.5
	88DQ84364RLG	4216	4637	83.5	36	29.5	77	217	63.5

 Rectangular Desk with Disc Base	88DQ60304LDB	3801	4182	59.75	30	29.5	42	164	39
	88DQ60304RDB	3801	4182	59.75	30	29.5	42	164	39
	88DQ66304LDB	3830	4212	65.75	30	29.5	48	173	43
	88DQ66304RDB	3830	4212	65.75	30	29.5	48	173	43
	88DQ66364LDB	3872	4259	65.75	36	29.5	45	198	50.5
	88DQ66364RDB	3872	4259	65.75	36	29.5	45	198	50.5
	88DQ72304LDB	3958	4354	71.5	30	29.5	54	181	46.5
	88DQ72304RDB	3958	4354	71.5	30	29.5	54	181	46.5
	88DQ72364LDB	3986	4385	71.5	36	29.5	50.5	208	54.5
	88DQ72364RDB*	3986	4385	71.5	36	29.5	50.5	208	54.5
	88DQ78304LDB	4059	4463	77.5	30	29.5	60	190	50
	88DQ78304RDB	4059	4463	77.5	30	29.5	60	190	50
	88DQ78364LDB	4145	4559	77.5	36	29.5	57	218	59
	88DQ78364RDB	4145	4559	77.5	36	29.5	57	218	59
	88DQ84304LDB	4231	4655	83.5	30	29.5	66	199	54
	88DQ84304RDB	4231	4655	83.5	30	29.5	66	199	54
	88DQ84364LDB	4359	4795	83.5	36	29.5	62.5	229	63.5
	88DQ84364RDB	4359	4795	83.5	36	29.5	62.5	229	63.5

ORDERING NOTES:

All desk runoffs are available with three floating modesty panel options: wood, acrylic and back-painted glass. For floating modesty panel upcharges, please see page 40. To order, add the floating modesty panel reference number to the end of the runoff model number.

DIMENSION KEY

W — width
 D — depth
 H — height of worksurface
 KW— kneehole width

Dimensions are in inches and approximate. Contact Customer Service if dimensions are critical.

CODE DESCRIPTION

4 - desk height
 L - left-handed position
 R - right-handed position
 LG - aluminum legs
 DB - disc base
 V21- floating wood modesty panel
 V29- floating acrylic modesty panel
 V24- back-painted glass modesty panel

STANDARD FINISHES


For a complete list of standard wood finishes, please see page 9.


Disc bases and metal legs are available in an Brushed Stainless finish.

GROMMETS

One grommet in a standard position is optional at no charge. See page 12 for more information.

ADESSO | OPEN DESKS

Description	Model	Oak		W	D	H	KW	Shipping Weight	Cubic Feet
		Cherry Maple	Anigre Walnut						
 Rectangular Desk with Wood/Aluminum Base	88DQ60304LWB	4231	4655	59.75	30	29.5	41.5	167	39
	88DQ60304RWB	4231	4655	59.75	30	29.5	41.5	167	39
	88DQ66304LWB	4259	4686	65.75	30	29.5	47.5	176	43
	88DQ66304RWB	4259	4686	65.75	30	29.5	47.5	176	43
	88DQ66364LWB	4300	4732	65.75	36	29.5	44.5	201	50.5
	88DQ66364RWB	4300	4732	65.75	36	29.5	44.5	201	50.5
	88DQ72304LWB	4389	4825	71.5	30	29.5	53.5	185	46.5
	88DQ72304RWB	4389	4825	71.5	30	29.5	53.5	185	46.5
	88DQ72364LWB	4417	4857	71.5	36	29.5	50.5	211	54.5
	88DQ72364RWB*	4417	4857	71.5	36	29.5	50.5	211	54.5
	88DQ78304LWB	4503	4954	77.5	30	29.5	59.5	193	50
	88DQ78304RWB	4503	4954	77.5	30	29.5	59.5	193	50
	88DQ78364LWB	4574	5033	77.5	36	29.5	56.5	222	59
	88DQ78364RWB	4574	5033	77.5	36	29.5	56.5	222	59
	88DQ84304LWB	4660	5128	83.5	30	29.5	65	202	54
	88DQ84304RWB	4660	5128	83.5	30	29.5	65	202	54
	88DQ84364LWB	4791	5268	83.5	36	29.5	62	232	63.5
	88DQ84364RWB	4791	5268	83.5	36	29.5	62	232	63.5

 Arc Desk with Disc Base	88DA60304LDB	3844	4226	59.75	30	29.5	41.5	164	39
	88DA60304RDB	3844	4226	59.75	30	29.5	41.5	164	39
	88DA66304LDB	3872	4259	65.75	30	29.5	47.5	173	43
	88DA66304RDB	3872	4259	65.75	30	29.5	47.5	173	43
	88DA66364LDB	3916	4309	65.75	36	29.5	44.5	198	50.5
	88DA66364RDB	3916	4309	65.75	36	29.5	44.5	198	50.5
	88DA72304LDB	4003	4400	71.5	30	29.5	53.5	181	46.5
	88DA72304RDB	4003	4400	71.5	30	29.5	53.5	181	46.5
	88DA72364LDB	4032	4433	71.5	36	29.5	50.5	208	54.5
	88DA72364RDB*	4032	4433	71.5	36	29.5	50.5	208	54.5
	88DA78304LDB	4130	4542	77.5	30	29.5	59.5	190	50
	88DA78304RDB	4130	4542	77.5	30	29.5	59.5	190	50
	88DA78364LDB	4187	4607	77.5	36	29.5	56.5	218	59
	88DA78364RDB	4187	4607	77.5	36	29.5	56.5	218	59
	88DA84304LDB	4259	4686	83.5	30	29.5	65.5	199	54
	88DA84304RDB	4259	4686	83.5	30	29.5	65.5	199	54
	88DA84364LDB	4402	4842	83.5	36	29.5	62.5	229	63.5
	88DA84364RDB	4402	4842	83.5	36	29.5	62.5	229	63.5

ORDERING NOTES:

All desks are available with three floating modesty panel options: wood, acrylic and back-painted glass. For floating modesty panel upcharges, please see page 40. To order, add the floating modesty panel reference number to the end of the runoff model number.

ORDERING PROCEDURE

- To order, please specify the following:
- 1) Krug product model number
 - 2) Wood species and finish
 - 3) Grommet location and style if applicable.

* Indicates model illustrated by line drawing

CODE DESCRIPTION


- 4 - desk height
- L - left-handed position
- R - right-handed position
- WB - wood/aluminum base
- DB - disc base
- V21 - floating wood modesty panel
- V29 - floating acrylic modesty panel
- V24 - back-painted glass modesty panel


STANDARD FINISHES

For a complete list of standard wood finishes, please see page 9.

GROMMETS

One grommet in a standard position is optional at no charge. See page 12 for more information.

Description	Model	Oak		W	D	H	KW	Shipping Weight	Cubic Feet
		Cherry Maple	Anigre Walnut						
 Arc Desk with Wood/Aluminum Base	88DA60304LWB	4273	4699	59.75	30	29.5	41.5	167	39
	88DA60304RWB	4273	4699	59.75	30	29.5	41.5	167	39
	88DA66304LWB	4300	4732	65.75	30	29.5	47.5	176	43
	88DA66304RWB	4300	4732	65.75	30	29.5	47.5	176	43
	88DA66364LWB	4345	4779	65.75	36	29.5	44.5	201	50.5
	88DA66364RWB	4345	4779	65.75	36	29.5	44.5	201	50.5
	88DA72304LWB	4432	4873	71.5	30	29.5	53.5	185	46.5
	88DA72304RWB	4432	4873	71.5	30	29.5	53.5	185	46.5
	88DA72364LWB	4460	4907	71.5	36	29.5	50.5	211	54.5
	88DA72364RWB*	4460	4907	71.5	36	29.5	50.5	211	54.5
	88DA78304LWB	4560	5014	77.5	30	29.5	59.5	193	50
	88DA78304RWB	4560	5014	77.5	30	29.5	59.5	193	50
	88DA78364LWB	4616	5079	77.5	36	29.5	56.5	222	59
	88DA78364RWB	4616	5079	77.5	36	29.5	56.5	222	59
	88DA84304LWB	4704	5172	83.5	30	29.5	65	202	54
	88DA84304RWB	4704	5172	83.5	30	29.5	65	202	54
88DA84364LWB	4834	5317	83.5	36	29.5	62	232	63.5	
88DA84364RWB	4834	5317	83.5	36	29.5	62	232	63.5	

 Bullet Desk with Disc Base	88DB60304LDB	3900	4291	59.75	30	29.5	41.5	152	39
	88DB60304RDB	3900	4291	59.75	30	29.5	41.5	152	39
	88DB66304LDB	3931	4321	65.75	30	29.5	47.5	161	43
	88DB66304RDB	3931	4321	65.75	30	29.5	47.5	161	43
	88DB66364LDB	3973	4370	65.75	36	29.5	44.5	186	50.5
	88DB66364RDB	3973	4370	65.75	36	29.5	44.5	186	50.5
	88DB72304LDB	4059	4463	71.5	30	29.5	53.5	170	46.5
	88DB72304RDB	4059	4463	71.5	30	29.5	53.5	170	46.5
	88DB72364LDB	4087	4496	71.5	36	29.5	50.5	196	54.5
	88DB72364RDB*	4087	4496	71.5	36	29.5	50.5	196	54.5
	88DB78304LDB	4173	4590	77.5	30	29.5	59.5	178	50
	88DB78304RDB	4173	4590	77.5	30	29.5	59.5	178	50
	88DB78364LDB	4245	4669	77.5	36	29.5	56.5	207	59
	88DB78364RDB	4245	4669	77.5	36	29.5	56.5	207	59
	88DB84304LDB	4317	4749	83.5	30	29.5	65.5	187	54
	88DB84304RDB	4317	4749	83.5	30	29.5	65.5	187	54
88DB84364LDB	4460	4907	83.5	36	29.5	62.5	217	63.5	
88DB84364RDB	4460	4907	83.5	36	29.5	62.5	217	63.5	

ORDERING NOTES:

All desks are available with three floating modesty panel options: wood, acrylic and back-painted glass. For floating modesty panel upcharges, please see page 40. To order, add the floating modesty panel reference number to the end of the runoff model number.

DIMENSION KEY

W — width
 D — depth
 H — height of worksurface
 KW— kneehole width

Dimensions are in inches and approximate. Contact Customer Service if dimensions are critical.

CODE DESCRIPTION

4 - desk height
 L - left-handed position
 R - right-handed position
 WB- wood/aluminum base
 DB - disc base


STANDARD FINISHES

For a complete list of standard wood finishes, please see page 9.
 Disc bases and metal legs are available in an Brushed Stainless finish.

GROMMETS

One grommet in a standard position is optional at no charge. See page 12 for more information.

ADESSO | OPEN DESKS

Description	Model	Oak		W	D	H	KW	Shipping Weight	Cubic Feet
		Cherry Maple	Anigre Walnut						
 Bullet Desk with Wood/ Aluminum Base	88DB60304LWB	4330	4764	59.75	30	29.5	41.5	167	39
	88DB60304RWB	4330	4764	59.75	30	29.5	41.5	167	39
	88DB66304LWB	4359	4795	65.75	30	29.5	47.5	196	43
	88DB66304RWB	4359	4795	65.75	30	29.5	47.5	196	43
	88DB66364LWB	4402	4842	65.75	36	29.5	44.5	201	50.5
	88DB66364RWB	4402	4842	65.75	36	29.5	44.5	201	50.5
	88DB72304LWB	4488	4939	71.5	30	29.5	53.5	185	46.5
	88DB72304RWB	4488	4939	71.5	30	29.5	53.5	185	46.5
	88DB72364LWB	4560	5014	71.5	36	29.5	50.5	211	54.5
	88DB72364RWB*	4560	5014	71.5	36	29.5	50.5	211	54.5
	88DB78304LWB	4632	5095	77.5	30	29.5	59.5	193	50
	88DB78304RWB	4632	5095	77.5	30	29.5	59.5	193	50
	88DB78364LWB	4689	5159	77.5	36	29.5	56.25	222	59
	88DB78364RWB	4689	5159	77.5	36	29.5	56.25	222	59
	88DB84304LWB	4760	5237	83.5	30	29.5	65	202	54
	88DB84304RWB	4760	5237	83.5	30	29.5	65	202	54
88DB84364LWB	4891	5379	83.5	36	29.5	62	232	63.5	
88DB84364RWB	4891	5379	83.5	36	29.5	62	232	63.5	

1/2 Height Floating Wood modesty Panels	V21-60	646	711	-	0.75	12		11	-
	V21-66*	675	743	-	0.75	12		12	-
	V21-72	704	773	-	0.75	12		14	-
	V21-78	732	806	-	0.75	12		15	-
	V21-84	761	838	-	0.75	12		16	-

1/2 Height Floating Back-Painted Glass modesty Panels	V24-60	1018		-	0.75	12		15	-
	V24-66*	1063		-	0.75	12		16	-
	V24-72	1107		-	0.75	12		18	-
	V24-78	1148		-	0.75	12		19	-
	V24-84	1206		-	0.75	12		20	-

1/2 Height Floating Acrylic modesty Panels	V29-60	603		-	0.75	12		9	-
	V29-66*	633		-	0.75	12		10	-
	V29-72	661		-	0.75	12		12	-
	V29-78	689		-	0.75	12		13	-
	V29-84	732		-	0.75	12		14	-

ORDERING PROCEDURE

To order, please specify the following:

- 1) Krug product model number
- 2) Wood species and finish
- 3) Grommet location and style if applicable.

* Indicates model illustrated by line drawing

CODE DESCRIPTION

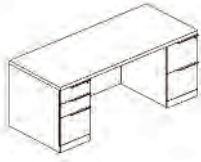
- 4 - desk height
- L - left-handed position
- R - right-handed position
- WB- wood/aluminum base
- V21- floating wood modesty panel
- V29- floating acrylic modesty panel
- V24- back-painted glass modesty panel


STANDARD FINISHES

For a complete list of standard wood finishes, please see page 9. Disc bases and metal legs are available in a Brushed Stainless finish.

GROMMETS

One grommet in a standard position is optional at no charge. See page 12 for more information.

Description	Model	Oak		W	D	H	KW	Shipping Weight	Cubic Feet
		Cherry Maple	Anigre Walnut						
 Rectangular Desk with Full Height Double Pedestals	88D60304LDRF	6439	7082	59.75	30	29.5	28.5	334	39
	88D60304LFRD	6439	7082	59.75	30	29.5	28.5	334	39
	88D60304LFRF	6439	7082	59.75	30	29.5	28.5	334	39
	88D66304LDRF	6475	7125	65.75	30	29.5	34.5	346	43
	88D66304LFRD	6475	7125	65.75	30	29.5	34.5	346	43
	88D66304LFRF	6475	7125	65.75	30	29.5	34.5	346	43
	88D66364LDRF	6504	7155	65.75	36	29.5	34.5	365	50.5
	88D66364LFRD	6504	7155	65.75	36	29.5	34.5	365	50.5
	88D66364LFRF	6504	7155	65.75	36	29.5	34.5	365	50.5
	88D72304LDRF	6541	7194	71.5	30	29.5	40.5	358	46.5
	88D72304LFRD	6541	7194	71.5	30	29.5	40.5	358	46.5
	88D72304LFRF	6541	7194	71.5	30	29.5	40.5	358	46.5
	88D72364LDRF	6583	7241	71.5	36	29.5	40.5	379	54.5
	88D72364LFRD*	6583	7241	71.5	36	29.5	40.5	379	54.5
	88D72364LFRF	6583	7241	71.5	36	29.5	40.5	379	54.5
	88D78304LDRF	6622	7283	77.5	30	29.5	46.5	369	50
	88D78304LFRD	6622	7283	77.5	30	29.5	46.5	369	50
	88D78304LFRF	6622	7283	77.5	30	29.5	46.5	369	50
	88D78364LDRF	6659	7322	77.5	36	29.5	46.5	392	59
	88D78364LFRD	6659	7322	77.5	36	29.5	46.5	392	59
88D78364LFRF	6659	7322	77.5	36	29.5	46.5	392	59	
88D84364LDRF	6735	7410	83.5	36	29.5	52.5	406	63.5	
88D84364LFRD	6735	7410	83.5	36	29.5	52.5	406	63.5	
88D84364LFRF	6735	7410	83.5	36	29.5	52.5	406	63.5	

 Rectangular Desk with Full Height, Single Pedestal	88D60304LFR0	4820	5301	59.75	30	29.5	42.5	272	39
	88D60304LORF	4820	5301	59.75	30	29.5	42.5	272	39
	88D66304LFR0	4857	5344	65.75	30	29.5	48.5	284	43
	88D66304LORF	4857	5344	65.75	30	29.5	48.5	284	43
	88D66364LFR0	4895	5383	65.75	36	29.5	48.5	304	50.5
	88D66364LORF	4895	5383	65.75	36	29.5	48.5	304	50.5
	88D72304LFR0	4933	5424	71.5	30	29.5	54.5	296	46.5
	88D72304LORF	4933	5424	71.5	30	29.5	54.5	296	46.5
	88D72364LFR0*	4970	5468	71.5	36	29.5	54.5	317	54.5
	88D72364LORF	4970	5468	71.5	36	29.5	54.5	317	54.5
	88D78304LFR0	5029	5533	77.5	30	29.5	60.5	308	50
	88D78304LORF	5029	5533	77.5	30	29.5	60.5	308	50
	88D78364LFR0	5055	5560	77.5	36	29.5	60.5	330	59
	88D78364LORF	5055	5560	77.5	36	29.5	60.5	330	59
	88D84364LFR0	5108	5617	83.5	36	29.5	66.5	344	63.5
	88D84364LORF	5108	5617	83.5	36	29.5	66.5	344	63.5

ORDERING NOTES:

Pedestals are available with a soft closing drawer option. Please add "S" to the model # and **\$145 list** per pedestal. e.g. 88D84364LDRFS

DIMENSION KEY

W — width
 D — depth
 H — height of worksurface
 KW— kneehole width

Dimensions are in inches and approximate. Contact Customer Service if dimensions are critical.

CODE DESCRIPTION

4 - full height pedestal
 L - left-handed pedestal position
 R - right-handed pedestal position
 D - 2 file drawers
 F - 2 box, 1 file drawer
 0 - no pedestal

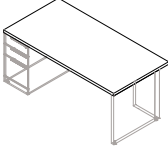
STANDARD FINISHES

For a complete list of standard wood finishes, please see page 9. Disc bases and metal legs are available in a Brushed Stainless finish.


GROMMETS

One grommet in a standard position is optional at no charge. See page 12 for more information.

ADESSO | DESK TOP OPTIONS

Description	Model	Oak	Anigre	W	D	H	Shipping Weight	Cubic Feet
		Cherry Maple	Walnut					
	OT88D6036	218	239	-	36	-	84	-
	OT88D6636	231	255	-	36	-	92	-
	OT88D6642	246	270	-	42	-	106	-
	OT88D7236	259	285	-	36	-	99	-
	OT88D7242	274	302	-	42	-	114	-
	OT88D7836*	288	318	-	36	-	107	-
	OT88D7842	303	332	-	42	-	123	-
	OT88D8442	318	348	-	42	-	132	-

ORDERING NOTES: Add OT before any standard size desk model number and apply upcharge. Add 15 lbs. to standard desk weight for over hang top option.

	Single Pedestal	88RHP3620L3FX41	3745	4118	42.75	26	29.5	27	132	17.5
	Return with 3/4	88RHP3620R3FX41	3745	4118	42.75	26	29.5	27	132	17.5
	Height Extended Pedestal	88RHP3624L3FX41	3760	4134	42.75	30	29.5	27	147	20.5
		88RHP3624R3FX41	3760	4134	42.75	30	29.5	27	147	20.5
	88RHP4220L3FX41	3794	4173	47.75	26	29.5	32	138	20	
	88RHP4220R3FX41	3794	4173	47.75	26	29.5	32	138	20	
	88RHP4224L3FX41	3846	4230	47.75	30	29.5	32	154	23.5	
	88RHP4224R3FX41	3846	4230	47.75	30	29.5	32	154	23.5	
	88RHP4820L3FX41	3870	4257	53.75	26	29.5	38	144	22.5	
	88RHP4820R3FX41	3870	4257	53.75	26	29.5	38	144	22.5	
	88RHP4824L3FX41	3892	4282	53.75	30	29.5	38	161	26.5	
	88RHP4824R3FX41	3892	4282	53.75	30	29.5	38	161	26.5	
	88RHP6024L3FX41	4095	4507	65.75	30	29.5	50	175	32.5	
	88RHP6024R3FX41	4095	4507	65.75	30	29.5	50	175	32.5	
	88RHP6624L3FX41	4319	4751	71.75	30	29.5	56	182	35.5	
	88RHP6624R3FX41	4319	4751	71.75	30	29.5	56	182	35.5	
	88RHP7224L3FX41	4453	4898	77.5	30	29.5	62	189	38.5	
	88RHP7224R3FX41*	4453	4898	77.5	30	29.5	62	189	38.5	
	88RHP8424L3FX41	4699	5170	89.5	30	29.5	74	203	44.5	
	88RHP8424R3FX41	4699	5170	89.5	30	29.5	74	203	44.5	

ORDERING PROCEDURE

To order, please specify the following:

- 1) Krug product model number
- 2) Wood species and finish
- 3) Grommet location and style if applicable.

* Indicates model illustrated by line drawing

CODE DESCRIPTION


OT - over hang top

STANDARD FINISHES

For a complete list of standard wood finishes, please see page 9. Disc bases and metal legs are available in a Brushed Stainless fin-ish.

GROMMETS

One grommet in a standard position is optional at no charge. See page 12 for more information.

Description	Model	Oak		W	D	H	KW	Shipping Weight	Cubic Feet
		Cherry Maple	Anigre Walnut						
	88RH3620L4DX41	3316	3646	35.75	20	29.5	20.5	132	17.5
	88RH3620L4FX41	3316	3646	35.75	20	29.5	20.5	132	17.5
	88RH3620R4DX41	3316	3646	35.75	20	29.5	20.5	132	17.5
	88RH3620R4FX41	3316	3646	35.75	20	29.5	20.5	132	17.5
	88RH3624L4DX41	3328	3662	35.75	24	29.5	20.5	147	20.5
	88RH3624L4FX41	3328	3662	35.75	24	29.5	20.5	147	20.5
	88RH3624R4DX41	3328	3662	35.75	24	29.5	20.5	147	20.5
	88RH3624R4FX41	3328	3662	35.75	24	29.5	20.5	147	20.5
	88RH4220L4DX41	3365	3701	41.75	20	29.5	26.5	138	20
	88RH4220L4FX41	3365	3701	41.75	20	29.5	26.5	138	20
	88RH4220R4DX41	3365	3701	41.75	20	29.5	26.5	138	20
	88RH4220R4FX41	3365	3701	41.75	20	29.5	26.5	138	20
	88RH4224L4DX41	3417	3759	41.75	24	29.5	26.5	154	23.5
	88RH4224L4FX41*	3417	3759	41.75	24	29.5	26.5	154	23.5
	88RH4224R4DX41	3417	3759	41.75	24	29.5	26.5	154	23.5
	88RH4224R4FX41	3417	3759	41.75	24	29.5	26.5	154	23.5
	88RH4820L4DX41	3438	3783	47.75	20	29.5	32.5	144	22.5
	88RH4820L4FX41	3438	3783	47.75	20	29.5	32.5	144	22.5
	88RH4820R4DX41	3438	3783	47.75	20	29.5	32.5	144	22.5
	88RH4820R4FX41	3438	3783	47.75	20	29.5	32.5	144	22.5
	88RH4824L4DX41	3462	3807	47.75	24	29.5	32.5	161	26.5
	88RH4824L4FX41	3462	3807	47.75	24	29.5	32.5	161	26.5
	88RH4824R4DX41	3462	3807	47.75	24	29.5	32.5	161	26.5
	88RH4824R4FX41	3462	3807	47.75	24	29.5	32.5	161	26.5
	88RH6024L4DX41	3666	4035	59.75	24	29.5	44.5	175	32.5
	88RH6024L4FX41	3666	4035	59.75	24	29.5	44.5	175	32.5
	88RH6024R4DX41	3666	4035	59.75	24	29.5	44.5	175	32.5
	88RH6024R4FX41	3666	4035	59.75	24	29.5	44.5	175	32.5
	88RH6624L4DX41	3890	4278	65.75	24	29.5	50.5	182	35.5
	88RH6624L4FX41	3890	4278	65.75	24	29.5	50.5	182	35.5
	88RH6624R4DX41	3890	4278	65.75	24	29.5	50.5	182	35.5
	88RH6624R4FX41	3890	4278	65.75	24	29.5	50.5	182	35.5
88RH7224L4DX41	4021	4424	71.5	24	29.5	56	189	38.5	
88RH7224L4FX41*	4021	4424	71.5	24	29.5	56	189	38.5	
88RH7224R4DX41	4021	4424	71.5	24	29.5	56	189	38.5	
88RH7224R4FX41	4021	4424	71.5	24	29.5	56	189	38.5	
88RH8424L4DX41	4271	4697	83.5	24	29.5	68	203	44.5	
88RH8424L4FX41	4271	4697	83.5	24	29.5	68	203	44.5	
88RH8424R4DX41	4271	4697	83.5	24	29.5	68	203	44.5	
88RH8424R4FX41	4271	4697	83.5	24	29.5	68	203	44.5	

ORDERING NOTES:

For the hinged modesty panel option add Y after RH and add a 10% upcharge. e.g. 88RHY6024L4DX41. Optional grommets are available in modesty panels for cable management. Half gables are required for additional support for unsupported spans greater than 60", please see page 107 for model number and list price. Pedestals are available with a soft-closing drawer option. Please add "S" to the model number and **\$145 list** per pedestal. e.g.88RH6024L4DX41S.

DIMENSION KEY

W — width
 D — depth
 H — height of worksurface
 KW— kneehole width

Dimensions are in inches and approximate.
 Contact Customer Service if dimensions are critical.

CODE DESCRIPTION

L - left-handed position
 R - right-handed position
 3 - 3/4 heightpedestal
 4 - desk height pedestal
 D - 2 file drawers
 F - 2 box, 1 file drawer
 X41- full height modesty panel
 Y - hinged modesty panel






STANDARD FINISHES

For a complete list of standard wood finishes, please see page 9.

GROMMETS

One grommet in a standard position is optional at no charge. See page 12 for more information.

ADESSO | RETURNS

Description	Model	Oak Cherry Maple	Anigre Walnut	W	D	H	KW	Shipping Weight	Cubic Feet
Single Pedestal	88RH5424L3001X41*	4164	4584	53.75	24	29.5	24	235	29.5
Return, Lateral File	88RH5424R3001X41	4164	4584	53.75	24	29.5	24	235	29.5
or Combination	88RH5424L3601X41	4204	4624	53.75	24	29.5	18	252	29.5
Pedestals	88RH5424R3601X41	4204	4624	53.75	24	29.5	18	252	29.5
01 	88RH5424L3602X41***	4300	4732	53.75	24	29.5	18	263	29.5
	88RH5424R3604X41	4300	4732	53.75	24	29.5	18	263	29.5
	88RH5424L3015X41**	4310	4740	53.75	24	29.5	24	218	29.5
	88RH5424R3015X41	4310	4740	53.75	24	29.5	24	218	29.5
	88RH5424L3615X41	4345	4779	53.75	24	29.5	18	233	29.5
	88RH5424R3615X41	4345	4779	53.75	24	29.5	18	233	29.5
02 	88RH6024L3001X41	4250	4678	59.75	24	29.5	30	245	32.5
	88RH6024R3001X41	4250	4678	59.75	24	29.5	30	245	32.5
	88RH6024L3601X41	4289	4717	59.75	24	29.5	24	262	32.5
	88RH6024R3601X41	4289	4717	59.75	24	29.5	24	262	32.5
	88RH6024L3602X41	4389	4825	59.75	24	29.5	24	273	32.5
	88RH6024R3604X41	4389	4825	59.75	24	29.5	24	273	32.5
04 	88RH6024L3015X41	4395	4836	59.75	24	29.5	30	228	32.5
	88RH6024R3015X41	4395	4836	59.75	24	29.5	30	228	32.5
	88RH6024L3615X41	4432	4873	59.75	24	29.5	24	243	32.5
	88RH6024R3615X41	4432	4873	59.75	24	29.5	24	243	32.5
	88RH7224L3001X41*	4453	4898	71.5	24	29.5	42	266	38.5
	88RH7224R3001X41	4453	4898	71.5	24	29.5	42	266	38.5
15 	88RH7224L3601X41	4488	4939	71.5	24	29.5	36	283	38.5
	88RH7224R3601X41	4488	4939	71.5	24	29.5	36	283	38.5
	88RH7224L3602X41***	4588	5047	71.5	24	29.5	36	293	38.5
	88RH7224R3604X41	4588	5047	71.5	24	29.5	36	293	38.5
	88RH7224L3015X41**	4594	5056	71.5	24	29.5	42	248	38.5
	88RH7224R3015X41	4594	5056	71.5	24	29.5	42	248	38.5
* 	38RH7224L3615X41	4632	5095	71.5	24	29.5	36	263	38.5
	38RH7224R3615X41	4632	5095	71.5	24	29.5	36	263	38.5
	38RH8424L3001X41	4738	5213	83.5	24	29.5	54	286	44.5
	38RH8424R3001X41	4738	5213	83.5	24	29.5	54	286	44.5
	38RH8424L3601X41	4774	5254	83.5	24	29.5	48	303	44.5
	38RH8424R3601X41	4774	5254	83.5	24	29.5	48	303	44.5
	38RH8424L3602X41	4874	5364	83.5	24	29.5	48	314	44.5
	38RH8424R3604X41	4874	5364	83.5	24	29.5	48	314	44.5
	88RH8424L3015X41	4881	5370	83.5	24	29.5	54	269	44.5
	88RH8424R3015X41	4881	5370	83.5	24	29.5	54	269	44.5
88RH8424L3615X41	4920	5411	83.5	24	29.5	48	284	44.5	
88RH8424R3615X41	4920	5411	83.5	24	29.5	48	284	44.5	

ORDERING NOTES:

For the hinged modesty panel option add Y after RH and add a 10% upcharge. e.g. 88RHY6024L4DX41. Optional grommets are available in modesty panels for cable management. Half gables are required for additional support for unsupported spans greater than 60", please see page 107 for model number and list price. Pedestals with box and file drawers are available with a soft-closing drawer option. Please add "S" to the model # and **\$145 list** per pedestal. e.g.88RH6024L4DX41S. Lateral file drawers are not available with the soft closing drawer option.

ORDERING PROCEDURE

To order, please specify the following:

- 1) Krug product model number
- 2) Wood species and finish
- 3) Grommet location and style if applicable.

* Indicates model illustrated by line drawing

CODE DESCRIPTION


L - left handed pedestal position
 R - right handed pedestal position
 30 - 30" wide pedestal
 36 - 36" wide pedestal
 01 - lateral file
 02 - box, box on right, file on left, lateral file
 04 - file on right, box, box on left, lateral file
 15 - top open, lateral file
 Y - hinged modesty panel


STANDARD FINISHES


For a complete list of standard wood finishes, please see page 9.

GROMMETS

One grommet in a standard position is optional at no charge. See page 12 for more information.

Description	Model	Oak		W	D	H	Shipping Weight	Cubic Feet
		Cherry Maple	Anigre Walnut					
	88LU3024H	761	838	29.75	24	-	35	2.25
	88LU3620H	778	856	35.75	20	-	35	2.25
	88LU3624H	796	874	35.75	24	-	40	2.5
	88LU4220H	825	908	41.75	20	-	39	2.5
	88LU4224H	841	927	41.75	24	-	45	3
	88LU4820H	858	942	47.75	20	-	43	2.75
	88LU4824H*	879	967	47.75	24	-	50	3.25
	88LU5424H	898	988	54.75	24	-	55	3.75
	88LU6024H	917	1011	59.75	24	-	60	4
	88LU6624H	963	1058	65.75	24	-	65	4.5
88LU7224H	1046	1153	71.5	24	-	65	4.5	

	Linking Unit with Modesty Panel	88LU3024HX41	1466	1613	29.75	24	-	51.3	25
	88LU3620HX41	1565	1722	35.75	20	-	54	3.75	
	88LU3624HX41	1633	1796	35.75	24	-	59	3.75	
	88LU4220HX41	1688	1857	41.75	20	-	61	4.25	
	88LU4224HX41	1713	1885	41.75	24	-	67	4.25	
	88LU4820HX41	1764	1938	47.75	20	-	69	4.75	
	88LU4824HX41*	1798	1979	47.75	24	-	75	4.75	
	88LU5424HX41	1880	2067	54.75	24	-	83	5.5	
	88LU6024HX41	1852	2035	59.75	24	-	92	6	
	88LU6624HX41	1908	2100	65.75	24	-	100	6.5	
88LU7224HX41	1965	2163	71.5	24	-	108	7		

	Linking Unit with Hinged Modesty Panel	88LUY3024HX41	1666	1833	29.75	24	-	51	3
	88LUY3620HX41	1722	1894	35.75	20	-	54	3.5	
	88LUY3624HX41	1770	1946	35.75	24	-	59	3.5	
	88LUY4220HX41	1819	2000	41.75	20	-	61	4	
	88LUY4224HX41	1867	2055	41.75	24	-	67	4	
	88LUY4820HX41	1917	2109	47.75	20	-	69	4.75	
	88LUY4824HX41*	1965	2163	47.75	24	-	75	4.75	
	88LUY5424HX41	2003	2202	54.75	24	-	83	5.25	
	88LUY6024HX41	2037	2241	59.75	24	-	92	5.75	
	88LUY6624HX41	2109	2319	65.75	24	-	100	6.25	
88LUY7224HX41	2179	2399	71.5	24	-	108	6.75		

ORDERING NOTES:

Half gables are required for additional support for unsupported spans greater than 60", please see page 107 for model number and list price.

DIMENSION KEY

W — width
 D — depth
 H — height of worksurface
 KW— kneehole width

Dimensions are in inches and approximate. Contact Customer Service if dimensions are critical.

CODE DESCRIPTION

H - Desk Height
 X41- full height modesty
 Y - hinged modesty panel

STANDARD FINISHES

For a complete list of standard wood finishes, please see page 9.

ADESSO | DESK HEIGHT CREDENZAS WITH EXTENDED PEDESTALS

Description	Model	Oak Cherry Maple	Anigre Walnut	W	D	H	KW	Shipping Weight	Cubic Feet
Double Pedestal	88CP60203LFRF	5079	5587	65.75	26	29.5	34.5	242	27.5
Credenza with 3/4 Height Extended Pedestals	88CP60243LFRF	5151	5664	65.75	30	29.5	34.5	269	32.5
	88CP66203LFRF	5185	5706	71.5	26	29.5	40	247	30.25
	88CP66243LFRF	5257	5784	71.5	30	29.5	40	276	35.5
	88CP72203LFRF	5294	5821	77.5	26	29.5	46.5	253	33
	88CP72243LFRF	5365	5899	77.5	26	29.5	46.5	253	33
	88CP78203LFRF	5399	5940	83.5	26	29.5	52	259	35.5
	88CP78243LFRF	5472	6019	83.5	30	29.5	52	290	41.5
	88CP84203LFRF	5507	6057	95.5	26	29.5	58	265	38
	88CP84243LFRF*	5580	6136	95.5	30	29.5	58	297	44.5
	88CP96203LFRF	5721	6294	101.5	26	29.5	70	277	43
	88CP96243LFRF	5793	6372	101.5	30	29.5	70	311	50.5
Single Pedestal	88CP60203LFR0	4755	5232	65.75	26	29.5	48.5	198	27.5
Credenza with Extended Pedestal	88CP60203LORF	4755	5232	65.75	26	29.5	48.5	198	27.5
	88CP60243LFR0	4789	5267	65.75	30	29.5	48.5	221	32.5
	88CP60243LORF	4789	5267	65.75	30	29.5	48.5	221	32.5
	88CP66203LFR0	4803	5284	71.5	26	29.5	54.5	207	30.25
	88CP66203LORF	4803	5284	71.5	26	29.5	54.5	207	30.25
	88CP66243LFR0	4840	5323	71.5	30	29.5	54.5	231	35.5
	88CP66243LORF	4840	5323	71.5	30	29.5	54.5	231	35.5
	88CP72203LFR0	4857	5344	77.5	26	29.5	60.5	216	33
	88CP72203LORF	4857	5344	77.5	26	29.5	60.5	216	33
	88CP72243LFR0	4893	5380	77.5	30	29.5	60.5	241	38.5
	88CP72243LORF	4893	5380	77.5	30	29.5	60.5	241	38.5
	88CP78203LFR0	4909	5399	83.5	26	29.5	66.5	225	35.5
	88CP78203LORF	4909	5399	83.5	26	29.5	66.5	225	35.5
	88CP78243LFR0	4943	5439	83.5	30	29.5	66.5	252	41.5
	88CP78243LORF	4943	5439	83.5	30	29.5	66.5	252	41.5
	88CP84203LFR0	4962	5457	89.5	26	29.5	72.5	234	38
	88CP84203LORF	4962	5457	89.5	26	29.5	72.5	234	38
	88CP84243LFR0	4995	5493	89.5	30	29.5	72.5	262	44.5
	88CP84243LORF*	4995	5493	89.5	30	29.5	72.5	262	44.5
	88CP96203LFR0	5074	5581	101.5	26	29.5	84.5	252	43
	88CP96203LORF	5074	5581	101.5	26	29.5	84.5	252	43
	88CP96243LFR0	5125	5636	101.5	30	29.5	84.5	283	50.5
	88CP96243LORF	5125	5636	101.5	30	29.5	84.5	283	50.5

ORDERING NOTES:

Optional grommets are available in modesty panels for cable management. Half gables are required for additional support for unsupported spans greater than 60", please see page 107 for model number and list price. To specify an Extended Pedestal in Palette finish, add the suffix "P" to the end of the model number. e.g. 88DRPM72303L3FP. Pedestals are available with a soft-closing drawer option. Please add "S" to the model # and **\$145 list** per pedestal. e.g. 88C6024LDRFS.

ORDERING PROCEDURE

To order, please specify the following:

- 1) Krug product model number
- 2) Wood species and finish
- 3) Grommet location and style if applicable.

* Indicates model illustrated by line drawing

CODE DESCRIPTION

- L - left-handed position
- R - right-handed position
- F - 2 file pedestal
- 0 - no pedestal


STANDARD FINISHES

For a complete list of standard wood finishes, please see page 9.

GROMMETS

One grommet in a standard position is optional at no charge. See page 12 for more information.

ADESSO | DESK HEIGHT CREDENZAS

Description	Model	Oak Cherry Maple	Anigre Walnut	W	D	H	KW	Shipping Weight	Cubic Feet
Double Pedestal Credenza	88C60204LDRF	4650	5112	59.75	20	29.5	28.5	242	27.5
	88C60204LFRD	4650	5112	59.75	20	29.5	28.5	242	27.5
	88C60204LDRD	4650	5112	59.75	20	29.5	28.5	242	27.5
	88C60204LFRF	4650	5112	59.75	20	29.5	28.5	242	27.5
	88C60244LDRF	4721	5193	59.75	24	29.5	28.5	269	32.5
	88C60244LFRD	4721	5193	59.75	24	29.5	28.5	269	32.5
	88C60244LDRD	4721	5193	59.75	24	29.5	28.5	269	32.5
	88C60244LFRF	4721	5193	59.75	24	29.5	28.5	269	32.5
	88C66204LDRF	4757	5234	65.75	20	29.5	34	248	30.25
	88C66204LFRD	4757	5234	65.75	20	29.5	34	248	30.25
	88C66204LDRD	4757	5234	65.75	20	29.5	34	248	30.25
	88C66204LFRF	4757	5234	65.75	20	29.5	34	248	30.25
	88C66244LDRF	4827	5311	65.75	24	29.5	34	276	35.5
	88C66244LFRD	4827	5311	65.75	24	29.5	34	276	35.5
	88C66244LDRD	4827	5311	65.75	24	29.5	34	276	35.5
	88C66244LFRF	4827	5311	65.75	24	29.5	34	276	35.5
	88C72204LDRF	4864	5348	71.5	20	29.5	40.5	253	33
	88C72204LFRD	4864	5348	71.5	20	29.5	40.5	253	33
	88C72204LDRD	4864	5348	71.5	20	29.5	40.5	253	33
	88C72204LFRF	4864	5348	71.5	20	29.5	40.5	253	33
	88C72244LDRF	4935	5425	71.5	24	29.5	40.5	283	38.5
	88C72244LFRD*	4935	5425	71.5	24	29.5	40.5	283	38.5
	88C72244LDRD	4935	5425	71.5	24	29.5	40.5	283	38.5
	88C72244LFRF	4935	5425	71.5	24	29.5	40.5	283	38.5
	88C78204LDRF	4969	5467	77.5	20	29.5	46	260	35.5
	88C78204LFRD	4969	5467	77.5	20	29.5	46	260	35.5
	88C78204LDRD	4969	5467	77.5	20	29.5	46	260	35.5
	88C78204LFRF	4969	5467	77.5	20	29.5	46	260	35.5
	88C78244LDRF	5041	5547	77.5	24	29.5	46	290	41.5
	88C78244LFRD	5041	5547	77.5	24	29.5	46	290	41.5
88C78244LDRD	5041	5547	77.5	24	29.5	46	290	41.5	
88C78244LFRF	5041	5547	77.5	24	29.5	46	290	41.5	
88C84204LDRF	5076	5584	83.5	20	29.5	52.5	265	38	
88C84204LFRD	5076	5584	83.5	20	29.5	52.5	265	38	
88C84204LDRD	5076	5584	83.5	20	29.5	52.5	265	38	
88C84204LFRF	5076	5584	83.5	20	29.5	52.5	265	38	
88C84244LDRF	5150	5663	83.5	24	29.5	52.5	297	44.5	
88C84244LFRD	5150	5663	83.5	24	29.5	52.5	297	44.5	
88C84244LDRD	5150	5663	83.5	24	29.5	52.5	297	44.5	
88C84244LFRF	5150	5663	83.5	24	29.5	52.5	297	44.5	
88C96204LDRF	5292	5820	95.5	20	29.5	64.5	277	43	
88C96204LFRD	5292	5820	95.5	20	29.5	64.5	277	43	
88C96204LDRD	5292	5820	95.5	20	29.5	64.5	277	43	
88C96204LFRF	5292	5820	95.5	20	29.5	64.5	277	43	
88C96244LDRF	5365	5899	95.5	24	29.5	64.5	311	50.5	
88C96244LFRD	5365	5899	95.5	24	29.5	64.5	311	50.5	
88C96244LDRD	5365	5899	95.5	24	29.5	64.5	311	50.5	
88C96244LFRF	5365	5899	95.5	24	29.5	64.5	311	50.5	

DIMENSION KEY

W — width
D — depth
H — height of worksurface
KW— kneehole width

Dimensions are in inches and approximate.
Contact Customer Service if dimensions
are critical.

CODE DESCRIPTION

L - left-handed position
R - right-handed position
D - 2 file pedestal
F - 2 box, file pedestal

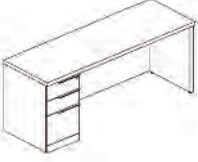
STANDARD FINISHES

For a complete list of standard wood
finishes, please see page 9.

GROMMETS

One grommet in a standard position is
optional at no charge. See page 12 for more
information.

ADESSO | DESK HEIGHT CREDENZAS

Description	Model	Oak		W	D	H	KW	Shipping Weight	Cubic Feet
		Cherry Maple	Anigre Walnut						
Single Pedestal Credenza	88C60204LDR0	4323	4757	59.5	20	29.5	42.5	172	27.5
	88C60204LFR0	4323	4757	59.5	20	29.5	42.5	172	27.5
	88C60204LORD	4323	4757	59.5	20	29.5	42.5	172	27.5
	88C60204LORF	4323	4757	59.5	20	29.5	42.5	172	27.5
	88C60244LDR0	4357	4794	59.5	24	29.5	42.5	192	32.5
	88C60244LFR0	4357	4794	59.5	24	29.5	42.5	192	32.5
	88C60244LORD	4357	4794	59.5	24	29.5	42.5	192	32.5
	88C60244LORF	4357	4794	59.5	24	29.5	42.5	192	32.5
	88C66204LDR0	4377	4814	65.5	20	29.5	48.5	180	30
	88C66204LFR0	4377	4814	65.5	20	29.5	48.5	180	30
	88C66204LORD	4377	4814	65.5	20	29.5	48.5	180	30
	88C66204LORF	4377	4814	65.5	20	29.5	48.5	180	30
	88C66244LDR0	4411	4851	65.5	24	29.5	48.5	200	35
	88C66244LFR0	4411	4851	65.5	24	29.5	48.5	200	35
	88C66244LORD	4411	4851	65.5	24	29.5	48.5	200	35
	88C66244LORF	4411	4851	65.5	24	29.5	48.5	200	35
	88C72204LDR0	4427	4869	71.5	20	29.5	54.5	187	33
	88C72204LFR0	4427	4869	71.5	20	29.5	54.5	187	33
	88C72204LORD	4427	4869	71.5	20	29.5	54.5	187	33
	88C72204LORF	4427	4869	71.5	20	29.5	54.5	187	33
	88C72244LDR0	4461	4908	71.5	24	29.5	54.5	209	38.5
	88C72244LFR0*	4461	4908	71.5	24	29.5	54.5	209	38.5
	88C72244LORD	4461	4908	71.5	24	29.5	54.5	209	38.5
	88C72244LORF	4461	4908	71.5	24	29.5	54.5	209	38.5
	88C78204LDR0	4481	4927	77.5	20	29.5	60.5	195	35.5
	88C78204LFR0	4481	4927	77.5	20	29.5	60.5	195	35.5
	88C78204LORD	4481	4927	77.5	20	29.5	60.5	195	35.5
	88C78204LORF	4481	4927	77.5	20	29.5	60.5	195	35.5
	88C78244LDR0	4513	4966	77.5	24	29.5	60.5	217	41.25
	88C78244LFR0	4513	4966	77.5	24	29.5	60.5	217	41.25
88C78244LORD	4513	4966	77.5	24	29.5	60.5	217	41.25	
88C78244LORF	4513	4966	77.5	24	29.5	60.5	217	41.25	
88C84204LDR0	4531	4984	83.5	20	29.5	66.5	202	38	
88C84204LFR0	4531	4984	83.5	20	29.5	66.5	202	38	
88C84204LORD	4531	4984	83.5	20	29.5	66.5	202	38	
88C84204LORF	4531	4984	83.5	20	29.5	66.5	202	38	
88C84244LDR0	4565	5022	83.5	24	29.5	66.5	226	44.5	
88C84244LFR0	4565	5022	83.5	24	29.5	66.5	226	44.5	
88C84244LORD	4565	5022	83.5	24	29.5	66.5	226	44.5	
88C84244LORF	4565	5022	83.5	24	29.5	66.5	226	44.5	
88C96204LDR0	4642	5108	95.5	20	29.5	78.5	217	43	
88C96204LFR0*	4642	5108	95.5	20	29.5	78.5	217	43	
88C96204LORD	4642	5108	95.5	20	29.5	78.5	217	43	
88C96204LORF	4642	5108	95.5	20	29.5	78.5	217	43	
88C96244LDR0	4694	5162	95.5	24	29.5	78.5	243	50.5	
88C96244LFR0	4694	5162	95.5	24	29.5	78.5	243	50.5	
88C96244LORD	4694	5162	95.5	24	29.5	78.5	243	50.5	
88C96244LORF	4694	5162	95.5	24	29.5	78.5	243	50.5	

ORDERING NOTES:

For the hinged modesty panel option add Y after C and add a 10% upcharge. e.g. 88CY6024LORD. Optional grommets are available in modesty panels for cable management. Half gables are required for additional support for unsupported spans greater than 60", please see page 107 for model number and list price. Pedestals with box and file drawers are available with a soft-closing drawer option. Please add "S" to the model # and **\$145 list** per pedestal. e.g.88C6024LDRFS. Lateral file drawers are not available with this option.

ORDERING PROCEDURE

To order, please specify the following:

- 1) Krug product model number
- 2) Wood species and finish
- 3) Grommet location and style if applicable.

* Indicates model illustrated by line drawing

CODE DESCRIPTION

- 4 - full height pedestal
- L - left-handed pedestal position
- R - right-handed pedestal position
- D - 2 file drawers
- F - 2 box, 1 file drawer
- Y - hinged modesty

STANDARD FINISHES

For a complete list of standard wood finishes, please see page 9.

GROMMETS

One grommet in a standard position is optional at no charge. See page 12 for more information.

ADESSO | DESK HEIGHT CREDENZAS

Description	Model	Oak		W	D	H	KW	Shipping Weight	Cubic Feet
		Cherry Maple	Anigre Walnut						
Single Pedestal	88C60204L3001R0	3931	4321	59.75	20	29.5	28	197	28
Credenza Lateral	88C60204L0R3001	3931	4321	59.75	20	29.5	28	197	28
File or Bookcase	88C60204L0R3011	4003	4400	59.75	20	29.5	28	197	28
with Modesty Panel	88C60204L3011R0	4003	4400	59.75	20	29.5	28	197	28
	88C60244L3001R0	3973	4370	59.75	24	29.5	28	217	32
	38C60244L0R3001	3973	4370	59.75	24	29.5	28	217	32
	38C60244L3011R0	4043	4447	59.75	24	29.5	28	217	32
	38C60244L0R3011	4043	4447	59.75	24	29.5	28	217	32
	38C66204L3601R0	4008	4411	65.75	20	29.5	28	205	30
	38C66204L0R3601	4008	4411	65.75	20	29.5	28	205	30
	38C66204L3611R0	4080	4487	67.75	20	29.5	28	205	30
	38C66204L0R3611	4080	4487	65.75	20	29.5	28	205	30
	38C66244L3601R0	4050	4457	65.75	24	29.5	28	225	35
	88C66244L0R3601	4050	4457	65.75	24	29.5	28	225	35
	88C66244L3611R0	4116	4528	67.75	24	29.5	28	225	35
	88C66244L0R3611	4116	4528	65.75	24	29.5	28	225	35
	88C72204L3601R0*	4087	4496	71.5	20	29.5	36	212	32.75
	88C72204L0R3601	4087	4496	71.5	20	29.5	36	212	32.75
	88C72204L3611R0	4159	4573	71.5	20	29.5	36	212	32.75
	88C72204L0R3611	4159	4573	71.5	20	29.5	36	212	32.75
	88C72244L3601R0	4130	4542	71.5	24	29.5	36	234	38.25
	88C72244L0R3601	4130	4542	71.5	24	29.5	36	234	38.25
	88C72244L3611R0	4204	4624	71.5	24	29.5	36	234	38.25
	88C72244L0R3611	4204	4624	71.5	24	29.5	36	234	38.25
	88C78204L3601R0	4173	4590	77.5	20	29.5	40	227	35.5
	88C78204L0R3601	4173	4590	77.5	20	29.5	40	227	35.5
	88C78204L3611R0	4245	4669	77.5	20	29.5	40	227	35.5
	88C78204L0R3611	4245	4669	77.5	20	29.5	40	227	35.5
	88C78244L3601R0	4216	4637	77.5	24	29.5	40	251	41.25
	88C78244L0R3601	4216	4637	77.5	24	29.5	40	251	41.25
	88C78244L3611R0	4300	4732	77.5	24	29.5	40	251	41.25
	88C78244L0R3611	4300	4732	77.5	24	29.5	40	251	41.25
	88C84204L3601R0	4259	4686	83.5	20	29.5	46	242	38
	88C84204L0R3601	4259	4686	83.5	20	29.5	46	242	38
	88C84204L3611R0	4345	4779	83.5	20	29.5	46	242	38
	88C84204L0R3611	4345	4779	83.5	20	29.5	46	242	38
	88C84244L3601R0	4310	4740	83.5	24	29.5	46	268	44.25
	88C84244L0R3601	4310	4740	83.5	24	29.5	46	268	44.25
	88C84244L3611R0	4395	4836	83.5	24	29.5	46	268	44.25
	88C84244L0R3611	4395	4836	83.5	24	29.5	46	268	44.25



ORDERING NOTES:

For the hinged modesty panel option add Y after C and add a 10% upcharge. e.g. 88CY6024L0RD. Optional grommets are available in modesty panels for cable management. Half gables are required for additional support for unsupported spans greater than 60", please see page 107 for model number and list price. Add the suffix "P" to the end of the model number if Palette pedestals are required e.g. 88CP60243LFRFP. Pedestals are available with a soft-closing drawer option. Please add "S" to the model # and **\$145 list** per pedestal. e.g. 88C6024LDRFS.

DIMENSION KEY

W — width
D — depth
H — height of worksurface
KW — kneehole width

Dimensions are in inches and approximate. Contact Customer Service if dimensions are critical.

CODE DESCRIPTION

4 - full height pedestal
L - left-handed pedestal position
R - right-handed pedestal position
30 - 30" wide pedestal
36 - 36" wide pedestal
01 - lateral file
11 - closed storage
0 - no pedestal
Y - hinged modesty

STANDARD FINISHES

For a complete list of standard wood finishes, please see page 9.

GROMMETS

One grommet in a standard position is optional at no charge. See page 12 for more information.

ADESSO | DESK HEIGHT CREDENZAS

Description	Model	Oak Cherry Maple	Anigre Walnut	W	D	H	KW	Shipping Weight	Cubic Feet
Single Pedestal	88C90204L3601R0	4359	4795	89.5	20	29.5	52	257	41
Credenza Lateral	88C90204LOR3601	4359	4795	89.5	20	29.5	52	257	41
File or Bookcase	88C90204L3611R0	4402	4842	89.5	20	29.5	52	257	41
with Modesty Panel,	88C90204LOR3611	4402	4842	89.5	20	29.5	52	257	41
continued	88C90244L3601R0	4417	4857	89.5	24	29.5	52	285	48
	88C90244LOR3601	4417	4857	89.5	24	29.5	52	285	48
	88C90244L3611R0	4460	4907	89.5	24	29.5	52	285	48
	88C90244LOR3611	4460	4907	89.5	24	29.5	52	285	48
	88C96204L3601R0*	4445	4891	95.5	20	29.5	58	272	43.5
	88C96204LOR3601	4445	4891	95.5	20	29.5	58	272	43.5
	88C96204L3611R0	4503	4954	95.5	20	29.5	58	272	43.5
	88C96204LOR3611	4503	4954	95.5	20	29.5	58	272	43.5
	88C96244L3601R0	4518	4969	95.5	24	29.5	58	302	51
	88C96244LOR3601	4518	4969	95.5	24	29.5	58	302	51
	88C96244L3611R0	4574	5033	95.5	24	29.5	58	302	51
	88C96244LOR3611	4574	5033	95.5	24	29.5	58	302	51
Single 36"	88C66204L3602R0	4087	4496	65.5	20	29.5	30	205	30
Combination	88C66204LOR3604	4087	4496	65.5	20	29.5	30	205	30
Ped Credenza with	88C66244L3602R0	4259	4686	65.5	24	29.5	30	225	35
Modesty Panel	88C66244LOR3604	4259	4686	65.5	24	29.5	30	225	35
	88C72204L3602R0	4273	4699	71.75	20	29.5	30	212	32.75
	88C72204LOR3604	4273	4699	71.75	24	29.5	30	234	38.25
	88C72244L3602R0	4432	4873	71.75	24	29.5	30	234	38.25
	88C72244LOR3604	4432	4873	71.75	24	29.5	30	234	38.25
	88C78204L3602R0	4646	5110	77.5	20	29.5	40	227	35.5
	88C78204LOR3604	4646	5110	77.5	20	29.5	40	227	35.5
	88C78244L3602R0	4774	5254	77.5	24	29.5	40	251	41.25
	88C78244LOR3604*	4774	5254	77.5	24	29.5	40	251	41.25
	88C84204L3602R0	4863	5347	83.5	20	29.5	46	242	38
	88C84204LOR3604	4863	5347	83.5	20	29.5	46	242	38
	88C84244L3602R0	4991	5488	83.5	24	29.5	46	268	44.25
	88C84244LOR3604	4991	5488	83.5	24	29.5	46	268	44.25
Full Face Desk	88C60204L3001R3001	5364	5898	59.75	20	29.5		288	28
Height Credenza	88C60204L3001R3011	5550	6104	59.75	20	29.5		257	28
	88C60204L3011R3001	5550	6104	59.75	20	29.5		257	28
	88C60204L3011R3011	5780	6357	59.75	20	29.5		226	28
	88C60244L3001R3001	5478	6024	59.75	24	29.5		312	32
	88C60244L3001R3011*	5663	6231	59.75	24	29.5		281	32
	88C60244L3011R3001	5663	6231	59.75	24	29.5		281	32
	88C60244L3011R3011	6036	6640	59.75	24	29.5		250	32
	88C72204L3601R3601	5707	6277	71.5	20	29.5		309	32.75
	88C72204L3601R3611	5893	6483	71.5	20	29.5		278	32.75
	88C72204L3611R3601	5893	6483	71.5	20	29.5		278	32.75
	88C72204L3611R3611	6267	6893	71.5	20	29.5		309	32.75
	88C72244L3601R3601	5849	6436	71.5	24	29.5		338	38.25
	88C72244L3601R3611	6036	6640	71.5	24	29.5		307	38.25
	88C72244L3611R3601	6036	6640	71.5	24	29.5		307	38.25
	88C72244L3611R3611	6411	7050	71.5	24	29.5		271	38.25

ORDERING PROCEDURE

To order, please specify the following:

- 1) Krug product model number
- 2) Wood species and finish
- 3) Grommet location and style if applicable.

* Indicates model illustrated by line drawing

CODE DESCRIPTION

- 4 - full height pedestal
- L - left-handed pedestal position
- R - right-handed pedestal position
- 30 - 30" wide pedestal
- 36 - 36" wide pedestal
- 01 - lateral file
- 11 - closed storage
- 0 - no pedestal


STANDARD FINISHES

For a complete list of standard wood finishes, please see page 9.





GROMMETS

One grommet in a standard position is optional at no charge. See page 12 for more information.

ADESSO | 3/4 HEIGHT CREDENZAS

Description	Model	Oak Cherry Maple	Anigre Walnut	W	D	H	KW	Shipping Weight	Cubic Feet
	88C6024LBRHAES	6520	7141	59.75	24	29.5	-	176	28
	88C6024LHAESRB*	6520	7141	59.75	24	29.5	-	192	28
	88C6024LFRHAES	7126	7805	59.75	24	29.5	-	192	28
	88C6024LHAESRF	7126	7805	59.75	24	29.5	-	248	28
	88C7224LBRHAES	7460	8170	71.75	24	29.5	-	192	33
	88C7224LHAESRB	7460	8170	71.75	24	29.5	-	210	33
	88C7224LFRHAES	7817	8562	71.75	24	29.5	-	210	33
	88C7224LHAESRF	7817	8562	71.75	24	29.5	-	230	33

ORDERING NOTE: Height range of electric lift is 29.5" to 46.5".

3/4 Height Single Pedestal Credenza	88C60203L3011R0*	4231	4655	59.75	20	23	28	153	21
	88C60203L0R3011	4231	4655	59.75	20	23	28	153	21
	88C60203L3015R0	4130	4542	59.75	20	23	28	167	21
	88C60203L0R3015	4130	4542	59.75	20	23	28	167	21
	88C60203L3016R0****	3973	4370	59.75	20	23	28	171	21
	88C60203L0R3016	3973	4370	59.75	20	23	28	171	21
	88C60203L3017R0***	4087	4496	59.75	20	23	28	143	21
	88C60203L0R3017	4087	4496	59.75	20	23	28	143	21
	88C60203L3018R0**	4289	4717	59.75	20	23	28	150	21
	88C60203L0R3018	4289	4717	59.75	20	23	28	150	21
	88C60243L3011R0	4374	4812	59.75	24	23	28	175	25
	88C60243L0R3011	4374	4812	59.75	24	23	28	175	25
	88C60243L3015R0	4273	4699	59.75	24	23	28	186	25
	88C60243L0R3015	4273	4699	59.75	24	23	28	186	25
	88C60243L3016R0	4116	4528	59.75	24	23	28	188	25
	88C60243L0R3016	4116	4528	59.75	24	23	28	188	25
	88C60243L3017R0	4231	4655	59.75	24	23	28	165	25
	88C60243L0R3017	4231	4655	59.75	24	23	28	165	25
	88C60243L3018R0	4432	4873	59.75	24	23	28	172	25
	88C60243L0R3018	4432	4873	59.75	24	23	28	172	25
	88C66203L3011R0	4374	4812	65.5	20	23	34	153	21
	88C66203L0R3011	4374	4812	65.5	20	23	34	153	21
	88C66203L3015R0	4273	4699	65.5	20	23	34	167	21
	88C66203L0R3015	4273	4699	65.5	20	23	34	167	21
	88C66203L3016R0	4116	4528	65.5	20	23	34	171	21
	88C66203L0R3016	4116	4528	65.5	20	23	34	171	21
	88C66203L3017R0	4231	4655	65.5	20	23	34	143	21
	88C66203L0R3017	4231	4655	65.5	20	23	34	143	21
	88C66203L3018R0	4432	4873	65.5	20	23	34	150	21
	88C66203L0R3018	4432	4873	65.5	20	23	34	150	21
	88C66243L3011R0	4518	4969	65.5	24	23	34	175	25
	88C66243L0R3011	4518	4969	65.5	24	23	34	175	25
	88C66243L3015R0	4417	4857	65.5	24	23	34	186	25
	88C66243L0R3015	4417	4857	65.5	24	23	34	186	25
	88C66243L3016R0	4259	4686	65.5	24	23	34	188	25
	88C66243L0R3016	4259	4686	65.5	24	23	34	188	25

ORDERING NOTES: For the hinged modesty panel option add Y after C and add a 10% upcharge. e.g. 88CY60243L0R3011. If a runoff with power/data option is to be mounted onto a 3/4 height credenza please specify location ML -Mounted Left or MR-Mounted Right. This will ensure that access grommets will be drilled in the credenza top and back. Pedestals with box and file drawers are available with a soft-closing drawer option. Please add "S" to the model # and **\$145 list** per pedestal. e.g. 88C6024LDRFS. Lateral file drawers are not available with this option.

DIMENSION KEY

W — width
D — depth
H — height of worksurface
KW— kneehole width

Dimensions are in inches and approximate. Contact Customer Service if dimensions are critical.

CODE DESCRIPTION

3 - 3/4 height pedestal
L - left-handed pedestal position
R - right-handed pedestal position
B - bookcase
30 - 30" wide pedestal
36 - 36" wide pedestal
11 - closed storage
15 - open, lateral file
16 - box, lateral file
17 - bookcase
18 - open, closed bookcase





STANDARD FINISHES

For a complete list of standard wood finishes, please see page 9.

GROMMETS

One grommet in a standard position is optional at no charge. See page 12 for more information.

ADESSO | 3/4 HEIGHT CREDENZAS

Description	Model	Oak		W	D	H	KW	Shipping Weight	Cubic Feet
		Cherry Maple	Anigre Walnut						
3/4 Height Single Pedestal Credenza	88C66243L3017R0	4374	4812	65.5	24	23	34	165	25
cont.	88C66243L0R3017	4374	4812	65.5	24	23	34	165	25
	88C66243L3018R0	4574	5033	65.5	24	23	34	172	25
	* 88C66243L0R3018	4574	5033	65.5	24	23	34	172	25
	88C72203L3611R0*	4518	4969	71.5	20	23	34	176	25.5
	88C72203L0R3611	4518	4969	71.5	20	23	34	176	25.5
	88C72203L3615R0****	4417	4857	71.5	20	23	34	191	25.5
	88C72203L0R3615	4417	4857	71.5	20	23	34	191	25.5
	88C72203L3616R0***	4259	4686	71.5	20	23	34	195	25.5
	88C72203L0R3616	4259	4686	71.5	20	23	34	195	25.5
	** 88C72203L3617R0	4374	4812	71.5	20	23	34	164	25.5
	88C72203L0R3617	4374	4812	71.5	20	23	34	164	25.5
	88C72203L3618R0**	4574	5033	71.5	20	23	34	172	25.5
	88C72203L0R3618	4574	5033	71.5	20	23	34	172	25.5
	88C72243L3611R0	4660	5128	71.5	24	23	34	202	30
	88C72243L0R3611	4660	5128	71.5	24	23	34	202	30
	88C72243L3615R0	4560	5014	71.5	24	23	34	211	30
	88C72243L0R3615	4560	5014	71.5	24	23	34	211	30
	*** 88C72243L3616R0	4402	4842	71.5	24	23	34	215	30
	88C72243L0R3616	4402	4842	71.5	24	23	34	215	30
	88C72243L3617R0	4518	4969	71.5	24	23	34	189	30
	88C72243L0R3617	4518	4969	71.5	24	23	34	189	30
	88C72243L3618R0	4718	5189	71.5	24	23	34	199	30
	88C72243L0R3618	4718	5189	71.5	24	23	34	199	30
	88C78203L3611R0	4660	5128	77.5	20	23	40	185	27.5
	**** 88C78203L0R3611	4660	5128	77.5	20	23	40	185	27.5
	88C78203L3615R0	4560	5014	77.5	20	23	40	199	27.5
	88C78203L0R3615	4560	5014	77.5	20	23	40	199	27.5
	88C78203L3616R0	4402	4842	77.5	20	23	40	203	27.5
	88C78203L0R3616	4402	4842	77.5	20	23	40	203	27.5
	88C78203L3617R0	4518	4969	77.5	20	23	40	172	27.5
	88C78203L0R3617	4518	4969	77.5	20	23	40	172	27.5
	88C78203L3618R0	4718	5189	77.5	20	23	40	180	27.5
	88C78203L0R3618	4718	5189	77.5	20	23	40	180	27.5
	88C78243L3611R0	4803	5284	77.5	24	23	40	211	32.5
	88C78243L0R3611	4803	5284	77.5	24	23	40	211	32.5
	88C78243L3615R0	4704	5172	77.5	24	23	40	220	32.5
	88C78243L0R3615	4704	5172	77.5	24	23	40	220	32.5
	88C78243L3616R0	4546	5000	77.5	24	23	40	225	32.5
	88C78243L0R3616	4546	5000	77.5	24	23	40	225	32.5
	88C78243L3617R0	4660	5128	77.5	24	23	40	198	32.5
	88C78243L0R3617	4660	5128	77.5	24	23	40	198	32.5
	88C78243L3618R0	4863	5347	77.5	24	23	40	209	32.5
	88C78243L0R3618	4863	5347	77.5	24	23	40	209	32.5
	88C84203L3611R0*	4803	5284	83.5	20	23	46	193	29.5
	88C84203L0R3611	4803	5284	83.5	20	23	46	193	29.5
	88C84203L3615R0	4704	5172	83.5	20	23	46	208	29.5
	88C84203L0R3615	4704	5172	83.5	20	23	46	208	29.5

ORDERING NOTES: For the hinged modesty panel option add Y after C and add a 10% upcharge. e.g. 88CY60243L0R3011. If a runoff with power/data option is to be mounted onto a 3/4 height credenza please specify location ML -Mounted Left or MR-Mounted Right. This will ensure that access grommets will be drilled in the credenza top and back. Pedestals with box and file drawers are available with a soft-closing drawer option. Please add "S" to the model # and **\$145 list** per pedestal. e.g. 88C6024LDRFS. Lateral file drawers are not available with this option.

ORDERING PROCEDURE

To order, please specify the following:

- 1) Krug product model number
- 2) Wood species and finish
- 3) Grommet location and style if applicable.

* Indicates model illustrated by line drawing

CODE DESCRIPTION

- 3 - 3/4 height pedestal
- L - left-handed pedestal position
- R - right-handed pedestal position
- 30 - 30" wide pedestal
- 36 - 36" wide pedestal
- 11 - closed storage
- 15 - open, lateral file
- 16 - box, lateral file
- 17 - bookcase
- 18 - open, closed bookcase

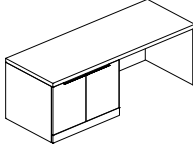
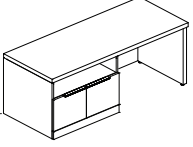
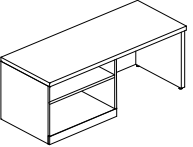
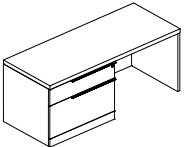
STANDARD FINISHES

For a complete list of standard wood finishes, please see page 9.

GROMMETS

One grommet in a standard position is optional at no charge. See page 12 for more information.

ADESSO | 3/4 HEIGHT CREDENZAS

Description	Model	Oak Cherry Maple	Anigre Walnut	W	D	H	KW	Shipping Weight	Cubic Feet
3/4 Height Single Pedestal Credenza	88C84203L3616R0****	4546	5000	83.5	20	23	46	212	29.5
	88C84203L0R3616	4546	5000	83.5	20	23	46	212	29.5
	88C84203L3617R0***	4660	5128	83.5	20	23	46	180	29.5
	88C84203L0R3617	4660	5128	83.5	20	23	46	180	29.5
	88C84203L3618R0**	4863	5347	83.5	20	23	46	189	29.5
	88C84203L0R3618	4863	5347	83.5	20	23	46	189	29.5
	88C84243L3611R0	4947	5443	83.5	24	23	46	221	35
	88C84243L0R3611	4947	5443	83.5	24	23	46	221	35
	88C84243L3615R0	4845	5332	83.5	24	23	46	230	35
	88C84243L0R3615	4845	5332	83.5	24	23	46	230	35
	88C84243L3616R0	4689	5159	83.5	24	23	46	235	35
	88C84243L0R3616	4689	5159	83.5	24	23	46	235	35
	88C84243L3617R0	4803	5284	83.5	24	23	46	208	35
	88C84243L0R3617	4803	5284	83.5	24	23	46	208	35
	88C84243L3618R0	5006	5506	83.5	24	23	46	218	35
	88C84243L0R3618	5006	5506	83.5	24	23	46	218	35
	88C90203L3611R0	5091	5601	89.5	20	23	52	201	31.5
	88C90203L0R3611	5091	5601	89.5	20	23	52	201	31.5
	88C90203L3615R0	4991	5488	89.5	20	23	52	216	31.5
	88C90203L0R3615	4991	5488	89.5	20	23	52	216	31.5
	88C90203L3616R0	4834	5317	89.5	20	23	52	221	31.5
	88C90203L0R3616	4834	5317	89.5	20	23	52	221	31.5
	88C90203L3617R0	4947	5443	89.5	20	23	52	189	31.5
	88C90203L0R3617	4947	5443	89.5	20	23	52	189	31.5
	88C90203L3618R0	5149	5662	89.5	20	23	52	197	31.5
	88C90203L0R3618	5149	5662	89.5	20	23	52	197	31.5
	88C90243L3611R0	5235	5758	89.5	24	23	52	230	37
	88C90243L0R3611	5235	5758	89.5	24	23	52	230	37
	88C90243L3615R0	5134	5647	89.5	24	23	52	239	37
	88C90243L0R3615	5134	5647	89.5	24	23	52	239	37
	88C90243L3616R0	4975	5473	89.5	24	23	52	244	37
	88C90243L0R3616	4975	5473	89.5	24	23	52	244	37
	88C90243L3617R0	5091	5601	89.5	24	23	52	217	37
	88C90243L0R3617	5091	5601	89.5	24	23	52	217	37
	88C90243L3618R0	5292	5820	89.5	24	23	52	227	37
	88C90243L0R3618	5292	5820	89.5	24	23	52	227	37

ORDERING NOTES: For the hinged modesty panel option add Y after C and add a 10% upcharge. e.g. 88CY60243L0R3011. If a runoff with power/data option is to be mounted onto a 3/4 height credenza please specify location ML -Mounted Left or MR-Mounted Right. This will ensure that access grommets will be drilled in the credenza top and back. Pedestals with box and file drawers are available with a soft-closing drawer option. Please add "S" to the model # and **\$145 list** per pedestal. e.g. 88C6024LDRFS. Lateral file drawers are not available with this option.

Height Adjustable - To specify with Height Adjustable Desk as a Runoff add "H" after the designated pedestal position and **\$249 list**. Example: 88C90243L0RH3618

DIMENSION KEY

W — width
D — depth
H — height of worksurface
KW — kneehole width

Dimensions are in inches and approximate. Contact Customer Service if dimensions are critical.



STANDARD FINISHES

For a complete list of standard wood finishes, please see page 9.

GROMMETS

One grommet in a standard position is optional at no charge. See page 12 for more information.

ADESSO | 3/4 HEIGHT CREDENZAS


Description	Model	Oak		W	D	H	KW	Shipping Weight	Cubic Feet
		Cherry Maple	Anigre Walnut						
 3/4 Height Single Pedestal Credenza	88C96203L3611R0*	5378	5916	95.5	20	23	58	210	36.5
	88C96203L0R3611	5378	5916	95.5	20	23	58	210	36.5
	88C96203L3615R0****	5276	5803	95.5	20	23	58	224	36.5
	* 88C96203L0R3615	5276	5803	95.5	20	23	58	224	36.5
	88C96203L3616R0***	5118	5632	95.5	20	23	58	229	36.5
	88C96203L0R3616	5118	5632	95.5	20	23	58	229	36.5
	88C96203L3617R0	5235	5758	95.5	20	23	58	197	36.5
	88C96203L0R3617	5235	5758	95.5	20	23	58	197	36.5
	88C96203L3618R0**	5435	5979	95.5	20	23	58	206	36.5
	88C96203L0R3618	5435	5979	95.5	20	23	58	206	36.5
	88C96243L3611R0	5520	6072	95.5	24	23	58	240	40
	88C96243L0R3611	5520	6072	95.5	24	23	58	240	40
	88C96243L3615R0	5420	5962	95.5	24	23	58	249	40
	88C96243L0R3615	5420	5962	95.5	24	23	58	249	40
	88C96243L3616R0	5264	5789	95.5	24	23	58	254	40
	88C96243L0R3616	5264	5789	95.5	24	23	58	254	40
	88C96243L3617R0	5378	5916	95.5	24	23	58	227	40
	88C96243L0R3617	5378	5916	95.5	24	23	58	227	40
	88C96243L3618R0	5579	6135	95.5	24	23	58	237	40
	88C96243L0R3618	5579	6135	95.5	24	23	58	237	40
 Full Face 3/4 Height Credenza	88C60203L3011R3011	5721	6294	59.75	20	23		186	21.5
	88C60203L3011R3015	5520	6072	59.75	20	23		196	21.5
	88C60203L3011R3016*	5520	6072	59.75	20	23		196	21.5
	88C60203L3011R3017	5391	5931	59.75	20	23		171	21.5
	88C60203L3011R3018	5721	6294	59.75	20	23		186	21.5
	88C60203L3015R3011	5520	6072	59.75	20	23		196	21.5
	88C60203L3016R3011	5520	6072	59.75	20	23		196	21.5
	88C60203L3017R3011	5391	5931	59.75	20	23		171	21.5
	88C60203L3018R3011	5721	6294	59.75	20	23		186	21.5
	88C60203L3016R3016	5191	5709	59.75	20	23		207	21.5
	88C60203L3016R3015	5191	5709	59.75	20	23		207	21.5
	88C60203L3016R3017	5378	5916	59.75	20	23		179	21.5
	88C60203L3016R3018	5520	6072	59.75	20	23		196	21.5
	88C60203L3015R3016	5191	5709	59.75	20	23		207	21.5
	88C60203L3017R3016	5378	5916	59.75	20	23		179	21.5
	88C60203L3018R3016	5520	6072	59.75	20	23		196	21.5
	88C60203L3017R3017	5063	5569	59.75	20	23		156	21.5
	88C60203L3017R3015	5378	5916	59.75	20	23		179	21.5
	88C60203L3017R3018	5391	5931	59.75	20	23		171	21.5
	88C60203L3015R3017	5378	5916	59.75	20	23		179	21.5
88C60203L3018R3017	5391	5931	59.75	20	23		171	21.5	
88C60203L3018R3015	5520	6072	59.75	20	23		196	21.5	
88C60203L3015R3018	5520	6072	59.75	20	23		196	21.5	
88C60243L3011R3011	5865	6450	59.75	24	23		193	25	
88C60243L3011R3015	5663	6231	59.75	24	23		204	25	
88C60243L3011R3016	5663	6231	59.75	24	23		204	25	
88C60243L3011R3017	5535	6087	59.75	24	23		178	25	
88C60243L3011R3018	5865	6450	59.75	24	23		193	25	

ORDERING NOTES: The -15 open/file module can be used in place of the -16 box/file module at the same price. The -18 open/closed module can be used in place of the -11 closed module at the same price. Please contact customer service for other available combinations. Pedestals with box and file drawers are available with a soft-closing drawer option. Please add "S" to the model # and **\$145 list** per pedestal. e.g.88C6024LDRFS. Lateral file drawers are not available with this option.

ORDERING PROCEDURE	CODE DESCRIPTION	STANDARD FINISHES
To order, please specify the following: 1) Krug product model number 2) Wood species and finish 3) Grommet location and style if applicable.	3 - 3/4 height credenza L - left-handed position R - right-handed position 30 - 30" wide pedestal 36 - 36" wide pedestal 11 - closed bookcase 15 - open, lateral file 16 - box, lateral file 17 - bookcase 18 - open, closed bookcase	For a complete list of standard wood finishes, please see page 9. GROMMETS One grommet in a standard position is optional at no charge. See page 12 for more information.

* Indicates model illustrated by line drawing

ADESSO | 3/4 HEIGHT CREDENZAS

Description	Model	Oak Cherry Maple	Anigre Walnut	W	D	H	Shipping Weight	Cubic Feet
Full Face 3/4 Height Credenza, Continued	88C60243L3015R3011	5663	6231	59.75	24	23	204	25
	88C60243L3015R3016	5336	5868	59.75	24	23	214	25
	88C60243L3015R3017	5520	6072	59.75	24	23	186	25
	38C60243L3015R3018	5663	6231	59.75	24	23	204	25
	38C60243L3016R3011	5663	6231	59.75	24	23	204	25
	38C60243L3016R3016	5336	5868	59.75	24	23	214	25
	38C60243L3016R3015	5336	5868	59.75	24	23	214	25
	38C60243L3016R3017	5520	6072	59.75	24	23	186	25
	38C60243L3016R3018	5663	6231	59.75	24	23	204	25
	38C60243L3017R3011	5535	6087	59.75	24	23	178	25
	38C60243L3017R3015	5520	6072	59.75	24	23	186	25
	88C60243L3017R3016*	5520	6072	59.75	24	23	186	25
	88C60243L3017R3017	5206	5726	59.75	24	23	163	25
	88C60243L3017R3018	5535	6087	59.75	24	23	178	25
	88C60243L3018R3011	5865	6450	59.75	24	23	193	25
	88C60243L3018R3017	5535	6087	59.75	24	23	178	25
	88C60243L3018R3015	5663	6231	59.75	24	23	204	25
	88C60243L3018R3016	5663	6231	59.75	24	23	204	25
	88C72203L3611R3611	6008	6609	71.5	24	23	197	25.5
	88C72203L3611R3615	5808	6389	71.5	20	23	208	25.5
	88C72203L3611R3616	5808	6389	71.5	20	23	208	25.5
	88C72203L3611R3617	5679	6245	71.5	20	23	182	25.5
	88C72203L3611R3618	6008	6609	71.5	20	23	197	25.5
	88C72203L3615R3611	5808	6389	71.5	20	23	208	25.5
	88C72203L3616R3611	5808	6389	71.5	20	23	208	25.5
	88C72203L3617R3611	5679	6245	71.5	20	23	182	25.5
	88C72203L3618R3611	6008	6609	71.5	20	23	197	25.5
	88C72203L3616R3615	5478	6024	71.5	20	23	197	25.5
	88C72203L3616R3616	5478	6024	71.5	20	23	220	25.5
	88C72203L3616R3617	5663	6231	71.5	20	23	190	25.5
	88C72203L3616R3618	5808	6389	71.5	20	23	208	25.5
	88C72203L3617R3616	5663	6231	71.5	20	23	190	25.5
	88C72203L3618R3616	5808	6389	71.5	20	23	208	25.5
	88C72203L3617R3617	5348	5886	71.5	20	23	167	25.5
	88C72203L3617R3615	5663	6231	71.5	20	23	190	25.5
	88C72203L3617R3618	5679	6245	71.5	20	23	182	25.5
	88C72203L3615R3617	5663	6231	71.5	20	23	190	25.5
	88C72203L3618R3617	5679	6245	71.5	20	23	182	25.5
	88C72203L3618R3615	5808	6389	71.5	20	23	208	25.5
	88C72203L3615R3618	5808	6389	71.5	20	23	208	25.5
	88C72243L3611R3611	6154	6767	71.5	24	23	200	30
	88C72243L3611R3615	5950	6545	71.5	24	23	216	30
	88C72243L3611R3616	5950	6545	71.5	24	23	216	30
	88C72243L3611R3617	5821	6402	71.5	24	23	185	30
	88C72243L3611R3618	6154	6767	71.5	24	23	200	30
	88C72243L3615R3611	5950	6545	71.5	24	23	216	30
	88C72243L3616R3611	5950	6545	71.5	24	23	216	30
	88C72243L3617R3611	5821	6402	71.5	24	23	185	30
	88C72243L3618R3611	6154	6767	71.5	24	23	200	30

ORDERING NOTES: The -15 open/file module can be used in place of the -16 box/file module at the same price. The -18 open/closed module can be used in place of the -11 closed module at the same price. Please contact customer service for other available combinations. Pedestals with box and file drawers are available with a soft-closing drawer option. Please add "S" to the model # and **\$145 list** per pedestal. e.g.88C6024LDRFS. Lateral file drawers are not available with this option.

DIMENSION KEY

W — width
D — depth
H — height of worksurface
KW— kneehole width

Dimensions are in inches and approximate.
Contact Customer Service if dimensions are critical.

CODE DESCRIPTION

3 - 3/4 height credenza
L - left-handed position
R - right-handed position
30 - 30" wide pedestal
36 - 36" wide pedestal
11 - closed bookcase
15 - top open, lateral file
16 - box, lateral file
17 - bookcase
18 - top open, closed bookcase

STANDARD FINISHES

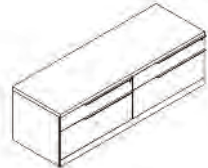
For a complete list of standard wood finishes, please see page 9.

GROMMETS

One grommet in a standard position is optional at no charge. See page 12 for more information.

ADESSO | 3/4 HEIGHT CREDENZAS

Description	Model	Oak Cherry Maple	Anigre Walnut	W	D	H	Shipping Weight	Cubic Feet
Full Face 3/4 Height Credenza, Continued	88C72243L3616R3616	5621	6184	71.5	24	23	227	30
	88C72243L3616R3615	5621	6184	71.5	24	23	227	30
	88C72243L3616R3617	5808	6389	71.5	24	23	197	30
	88C72243L3616R3618	5950	6545	71.5	24	23	216	30
	88C72243L3615R3616	5621	6184	71.5	24	23	227	30
	88C72243L3617R3616	5808	6389	71.5	24	23	197	30
	88C72243L3618R3616	5950	6545	71.5	24	23	216	30
	88C72243L3617R3617	5492	6041	71.5	24	23	170	30
	88C72243L3617R3615	5808	6389	71.5	24	23	197	30
	88C72243L3617R3618	5821	6402	71.5	24	23	185	30
	88C72243L3615R3617	5808	6389	71.5	24	23	197	30
	88C72243L3618R3617	5821	6402	71.5	24	23	185	30
	88C72243L3618R3615	5950	6545	71.5	24	23	216	30
	88C72243L3615R3618	5950	6545	71.5	24	23	216	30
	88C84203L2411C3015R3016	6423	7065	83.5	20	23	293	29.5
	88C84203L2411C3016R3011	6682	7348	83.5	20	23	276	29.5
	88C84203L2411C3016R3015	6423	7065	83.5	20	23	293	29.5
	88C84203L2411C3016R3016	6423	7065	83.5	20	23	293	29.5
	88C84203L2411C3016R3017*	6554	7209	83.5	20	23	266	29.5
	88C84203L2411C3017R3011	6812	7492	83.5	20	23	269	29.5
	88C84203L2411C3017R3016	6554	7209	83.5	20	23	269	29.5
	88C84203L3011C3016R2411	6682	7348	83.5	20	23	276	29.5
	88C84203L3011C3017R2411	6812	7492	83.5	20	23	269	29.5
	88C84203L3011C3018R2411	6812	7492	83.5	20	23	284	29.5
	88C84203L3015C3016R2411	6423	7065	83.5	20	23	293	29.5
	88C84203L3016C3015R2411	6423	7065	83.5	20	23	293	29.5
	88C84203L3016C3016R2411	6423	7065	83.5	20	23	293	29.5
	88C84203L3016C3017R2411	6554	7209	83.5	20	23	266	29.5
	88C84203L3017C3016R2411	6554	7209	83.5	20	23	266	29.5
	88C84243L2411C3015R3016	6567	7224	83.5	24	23	328	35
	88C84243L2411C3016R3011	6823	7507	83.5	24	23	315	35
	88C84243L2411C3016R3015	6567	7224	83.5	24	23	328	35
	88C84243L2411C3016R3016	6567	7224	83.5	24	23	328	35
	88C84243L2411C3016R3017	6697	7365	83.5	24	23	305	35
	88C84243L2411C3017R3011	6955	7650	83.5	24	23	269	35
	88C84243L2411C3017R3016	6697	7365	83.5	24	23	305	35
	88C84243L3011C3016R2411	6823	7507	83.5	24	23	315	35
	88C84243L3011C3017R2411	6955	7650	83.5	24	23	269	35
	88C84243L3011C3018R2411	6955	7650	83.5	24	23	284	35
	88C84243L3015C3016R2411*	6567	7224	83.5	24	23	328	35
	88C84243L3016C3015R2411	6567	7224	83.5	24	23	328	35
	88C84243L3016C3016R2411	6567	7224	83.5	24	23	328	35
	88C84243L3016C3017R2411	6697	7365	83.5	24	23	305	35
	88C84243L3017C3016R2411	6697	7365	83.5	24	23	305	35
	88C90203L3011C3015R3017	7342	8075	89.5	20	23	271	32
	88C90203L3011C3016R3017	7342	8075	89.5	20	23	271	32
	88C90203L3011C3017R3015	7342	8075	89.5	20	23	271	32
	88C90203L3011C3017R3016	7342	8075	89.5	20	23	271	32



ORDERING NOTES:

The -15 open/file module can be used in place of the -16 box/file module at the same price.

The -18 open/closed module can be used in place of the -11 closed module at the same price.

Please contact customer service for other available combinations. Pedestals with box and file drawers are available with a soft-closing drawer option. Please add "S" to the model # and **\$145 list** per pedestal. e.g.88C6024LDRFS. Lateral file drawers are not available with this option.

ORDERING PROCEDURE

To order, please specify the following:

- 1) Krug product model number
- 2) Wood species and finish
- 3) Grommet location and style if applicable.

* Indicates model illustrated by line drawing

CODE DESCRIPTION

- 3 - 3/4 height credenza
- L - left-handed position
- R - right-handed position
- 30 - 30" wide pedestal
- 36 - 36" wide pedestal
- 11 - closed bookcase
- 15 - top open, lateral file
- 16 - box, lateral file
- 17 - bookcase
- 18 - top open, closed bookcase


STANDARD FINISHES

For a complete list of standard wood finishes, please see page 9.

GROMMETS

One grommet in a standard position is optional at no charge. See page 12 for more information.

ADESSO | 3/4 HEIGHT CREDENZAS

Description	Model	Oak Cherry Maple	Anigre Walnut	W	D	H	Shipping Weight	Cubic Feet
 Full Face 3/4 Height Credenza, Continued	88C90203L3011C3018R3011	7629	8391	89.5	20	23	274	32
	88C90203L3011C3018R3015	7470	8217	89.5	20	23	274	32
	88C90203L3011C3018R3016	7470	8217	89.5	20	23	271	32
	88C90203L3011C3018R3017	7499	8249	89.5	20	23	274	32
	88C90203L3011C3018R3018	7629	8391	89.5	20	23	274	32
	88C90203L3015C3011R3011	7470	8217	89.5	20	23	286	32
	88C90203L3015C3011R3015	7314	8044	89.5	20	23	318	32
	88C90203L3015C3011R3016	7314	8044	89.5	20	23	318	32
	88C90203L3015C3011R3017	7342	8075	89.5	20	23	271	32
	88C90203L3015C3011R3018	7470	8217	89.5	20	23	271	32
	88C90203L3015C3015R3011	7314	8044	89.5	20	23	318	32
	88C90203L3015C3015R3016	7041	7744	89.5	20	23	311	32
	88C90203L3015C3015R3017	7184	7901	89.5	20	23	300	32
	88C90203L3015C3015R3018	7314	8044	89.5	20	23	318	32
	88C90203L3015C3016R3011*	7314	8044	89.5	20	23	318	32
	88C90203L3015C3016R3015	7041	7744	89.5	20	23	311	32
	88C90203L3015C3017R3015	7099	7808	89.5	20	23	300	32
	88C90203L3015C3017R3016	7099	7808	89.5	20	23	300	32
	88C90203L3015C3018R3015	7314	8044	89.5	20	23	318	32
	88C90203L3016C3016R3016	7041	7744	89.5	20	23	311	32
	88C90203L3016C3017R3011	7342	8075	89.5	20	23	271	32
	88C90203L3016C3017R3016	7184	7901	89.5	20	23	300	32
	88C90203L3016C3017R3018	7342	8075	89.5	20	23	271	32
	88C90203L3017C3016R3011	7342	8075	89.5	20	23	271	32
	88C90203L3018C3011R3018	7629	8391	89.5	20	23	274	32
	88C90203L3018C3015R3018	7470	8217	89.5	20	23	274	32
	88C90203L3018C3017R3015	7342	8075	89.5	20	23	271	32
	88C90203L3018C3017R3016	7342	8075	89.5	20	23	271	32
	88C90203L3018C3017R3018	7499	8249	89.5	20	23	264	32
	88C90203L3018C3018R3011	7629	8391	89.5	20	23	264	32
	88C90243L3011C3015R3017	7397	8138	89.5	24	23	282	37
	88C90243L3011C3016R3017	7397	8138	89.5	24	23	282	37
	88C90243L3011C3017R3015	7397	8138	89.5	24	23	282	37
	88C90243L3011C3017R3016	7397	8138	89.5	24	23	282	37
	88C90243L3011C3018R3011	7686	8453	89.5	24	23	271	37
	88C90243L3011C3018R3015	7586	8343	89.5	24	23	292	37
	88C90243L3011C3018R3016	7586	8343	89.5	24	23	300	37
	88C90243L3011C3018R3017	7557	8312	89.5	24	23	260	37
	88C90243L3011C3018R3018	7686	8453	89.5	24	23	271	37
	88C90243L3015C3011R3011	7586	8343	89.5	24	23	292	37
88C90243L3015C3011R3015	7415	8155	89.5	24	23	304	37	
88C90243L3015C3011R3016	7415	8155	89.5	24	23	314	37	
88C90243L3015C3011R3017	7397	8138	89.5	24	23	282	37	
88C90243L3015C3011R3018	7586	8343	89.5	24	23	292	37	
88C90243L3015C3015R3011	7415	8155	89.5	24	23	304	37	
88C90243L3015C3015R3016	7212	7934	89.5	24	23	312	37	
88C90243L3015C3015R3017	7314	8044	89.5	24	23	293	37	
88C90243L3015C3015R3018	7415	8155	89.5	24	23	304	37	

ORDERING NOTES:

The -15 open/file module can be used in place of the -16 box/file module at the same price.

The -18 open/closed module can be used in place of the -11 closed module at the same price.

Please contact customer service for other available combinations. Pedestals with box and file drawers are available with a soft-closing drawer option. Please add "S" to the model # and **\$145 list** per pedestal. e.g.88C6024LDRFS. Lateral file drawers are not available with this option.

DIMENSION KEY

W — width
D — depth
H — height of worksurface
KW— kneehole width

Dimensions are in inches and approximate.
Contact Customer Service if dimensions are critical.

CODE DESCRIPTION

3 - 3/4 height credenza
L - left-handed position
R - right-handed position
30 - 30" wide pedestal
36 - 36" wide pedestal
11 - closed bookcase
15 - top open, lateral file
16 - box, lateral file
17 - bookcase
18 - top open, closed bookcase

STANDARD FINISHES

For a complete list of standard wood finishes, please see page 9.

GROMMETS

One grommet in a standard position is optional at no charge. See page 12 for more information.

ADESSO | 3/4 HEIGHT CREDENZAS

Description	Model	Oak		W	D	H	Shipping Weight	Cubic Feet
		Cherry Maple	Anigre Walnut					
Full Face 3/4 Height Credenza, Continued	88C90243L3015C3016R3011	7415	8155	89.5	24	23	318	37
	88C90243L3015C3016R3015	7212	7934	89.5	24	23	312	37
	88C90243L3015C3017R3015	7283	8012	89.5	24	23	293	37
	88C90243L3015C3017R3016	7283	8012	89.5	24	23	293	37
	88C90243L3015C3018R3015	7415	8155	89.5	24	23	304	37
	88C90243L3016C3016R3016	7212	7934	89.5	24	23	312	37
	88C90243L3016C3017R3011	7397	8138	89.5	24	23	282	37
	88C90243L3016C3017R3016	7283	8012	89.5	24	23	293	37
	88C90243L3016C3017R3018	7397	8138	89.5	24	23	282	37
	88C90243L3017C3016R3011	7397	8138	89.5	24	23	282	37
	88C90243L3018C3011R3018	7686	8453	89.5	24	23	271	37
	88C90243L3018C3015R3018	7529	8281	89.5	24	23	292	37
	88C90243L3018C3017R3015	7397	8138	89.5	24	23	282	37
	88C90243L3018C3017R3016	7397	8138	89.5	24	23	282	37
	88C90243L3018C3017R3018	7557	8312	89.5	24	23	260	37
	88C90243L3018C3018R3011	7686	8453	89.5	24	23	271	37
	88C96203L2411C3615R3616	7871	8658	95.5	20	23	326	36.5
	88C96203L2411C3616R3611	8131	8941	95.5	20	23	307	36.5
	88C96203L2411C3616R3615	7871	8658	95.5	20	23	326	36.5
	88C96203L2411C3616R3616	7871	8658	95.5	20	23	326	36.5
	88C96203L2411C3616R3617	7999	8800	95.5	20	23	294	36.5
	88C96203L2411C3617R3611	8158	8973	95.5	20	23	262	36.5
	88C96203L2411C3617R3616	7999	8800	95.5	20	23	294	36.5
	88C96203L2411C3618R3611	8286	9117	95.5	20	23	278	36.5
	88C96203L3611C3616R2411	8131	8941	95.5	20	23	307	36.5
	88C96203L3611C3617R2411	8158	8973	95.5	20	23	262	36.5
	88C96203L3611C3618R2411	8286	9117	95.5	20	23	278	36.5
	88C96203L3615C3616R2411	7871	8658	95.5	20	23	326	36.5
	88C96203L3616C3615R2411	7871	8658	95.5	20	23	326	36.5
	88C96203L3616C3616R2411	7871	8658	95.5	20	23	326	36.5
	88C96203L3616C3617R2411	7999	8800	95.5	20	23	304	36.5
	88C96203L3617C3616R2411	7999	8800	95.5	20	23	304	36.5
	88C96203L3011C3016R3617	7999	8800	95.5	20	23	304	36.5
	88C96203L3011C3617R3016	7999	8800	95.5	20	23	304	36.5
	88C96203L3011C3618R3011*	8286	9117	95.5	20	23	290	36.5
	88C96203L3015C3611R3015	8015	8817	95.5	20	23	310	36.5
	88C96203L3015C3616R3015	7800	8580	95.5	24	23	348	40
	88C96203L3015C3617R3015	7886	8676	95.5	24	23	336	40
	88C96203L3015C3617R3016	7886	8676	95.5	24	23	336	40
	88C96203L3015C3618R3015	8015	8817	95.5	24	23	332	40
88C96203L3016C3615R3016	7800	8580	95.5	24	23	348	40	
88C96203L3016C3616R3016	7800	8580	95.5	24	23	348	40	
88C96203L3016C3616R3017	7886	8676	95.5	24	23	304	40	
88C96203L3016C3617R3011	7999	8800	95.5	24	23	304	40	
88C96203L3016C3617R3015	7886	8676	95.5	24	23	304	40	
88C96203L3016C3617R3016	7886	8676	95.5	24	23	336	40	
88C96203L3016C3617R3018	7999	8800	95.5	24	23	304	40	
88C96203L3617C3016R3016	7886	8676	95.5	24	23	336	40	

ORDERING NOTES:

The -15 open/file module can be used in place of the -16 box/file module at the same price.

The -18 open/closed module can be used in place of the -11 closed module at the same price.

Please contact customer service for other available combinations. Pedestals with box and file drawers are available with a soft-closing drawer option. Please add "S" to the model # and **\$145 list** per pedestal. e.g.88C6024LDRFS. Lateral file drawers are not available with this option.

ORDERING PROCEDURE

To order, please specify the following:

- 1) Krug product model number
- 2) Wood species and finish
- 3) Grommet location and style if applicable.

* Indicates model illustrated by line drawing

CODE DESCRIPTION

- 3 - 3/4 height credenza
- L - left-handed position
- R - right-handed position
- 30 - 30" wide pedestal
- 36 - 36" wide pedestal
- 11 - closed bookcase
- 15 - top open, lateral file
- 16 - box, lateral file
- 17 - bookcase
- 18 - top open, closed bookcase


STANDARD FINISHES

For a complete list of standard wood finishes, please see page 9.

GROMMETS

One grommet in a standard position is optional at no charge. See page 12 for more information.

ADESSO | 3/4 HEIGHT CREDENZAS

Description	Model	Oak Cherry Maple	Anigre Walnut	W	D	H	Shipping Weight	Cubic Feet
Full Face 3/4 Height Credenza, Continued	88C96203L3617C3016R3011	7999	8800	95.5	24	23	304	40
	88C96203L3018C3611R3018	8015	8817	95.5	24	23	290	40
	88C96203L3018C3615R3018	8131	8941	95.5	24	23	332	40
	88C96203L3018C3617R3016	7999	8800	95.5	24	23	304	40
	88C96243L2411C3615R3616	8015	8817	95.5	20	23	334	36.5
	88C96243L2411C3616R3611	8303	9132	95.5	20	23	320	36.5
	88C96243L2411C3616R3615	8015	8817	95.5	20	23	334	36.5
	88C96243L2411C3616R3616	8015	8817	95.5	20	23	334	36.5
	88C96243L2411C3616R3617	8143	8959	95.5	20	23	320	36.5
	88C96243L2411C3617R3611	8303	9132	95.5	20	23	288	36.5
	88C96243L2411C3617R3616	8143	8959	95.5	20	23	320	36.5
	88C96243L2411C3618R3611	8431	9273	95.5	20	23	304	36.5
	88C96243L3611C3616R2411	8303	9132	95.5	20	23	320	36.5
	88C96243L3611C3617R2411	8303	9132	95.5	20	23	288	36.5
	88C96243L3611C3618R2411	8431	9273	95.5	20	23	304	36.5
	88C96243L3615C3616R2411	8015	8817	95.5	20	23	334	36.5
	88C96243L3616C3615R2411	8015	8817	95.5	20	23	334	36.5
	88C96243L3616C3616R2411	8015	8817	95.5	20	23	334	36.5
	88C96243L3616C3617R2411	8143	8959	95.5	20	23	320	36.5
	88C96243L3617C3616R2411	8143	8959	95.5	20	23	320	36.5
	88C96243L3011C3016R3617	8143	8959	95.5	20	23	316	36.5
	88C96243L3011C3617R3016	8143	8959	95.5	20	23	316	36.5
	88C96243L3011C3618R3011*	8431	9273	95.5	20	23	202	36.5
	88C96243L3015C3611R3015	8158	8973	95.5	20	23	222	36.5
	88C96243L3015C3616R3015	7800	8580	95.5	24	23	360	40
	88C96243L3015C3617R3015	8030	8832	95.5	24	23	328	40
	88C96243L3015C3617R3016	8030	8832	95.5	24	23	328	40
	88C96243L3015C3618R3015	8158	8973	95.5	24	23	324	40
	88C96243L3016C3615R3016	7943	8737	95.5	24	23	360	40
	88C96243L3016C3616R3016	7943	8737	95.5	24	23	360	40
88C96243L3016C3616R3017	8030	8832	95.5	24	23	328	40	
88C96243L3016C3617R3011	8143	8959	95.5	24	23	316	40	
88C96243L3016C3617R3015	8030	8832	95.5	24	23	328	40	
88C96243L3016C3617R3016	8030	8832	95.5	24	23	328	40	
88C96243L3016C3617R3018	8143	8959	95.5	24	23	316	40	
88C96243L3617C3016R3016	8030	8832	95.5	24	23	328	40	
88C96243L3617C3016R3011	8143	8959	95.5	24	23	316	40	
88C96243L3018C3611R3018	8431	9273	95.5	24	23	290	40	
88C96243L3018C3615R3018	8158	8973	95.5	24	23	324	40	
88C96243L3018C3617R3016	8143	8959	95.5	24	23	316	40	

ORDERING NOTES:

The -15 open/file module can be used in place of the -16 box/file module at the same price.

The -18 open/closed module can be used in place of the -11 closed module at the same price.

Please contact customer service for other available combinations.

Pedestals with box and file drawers are available with a soft-closing drawer option. Please add "S" to the model # and **\$145 list** per pedestal. e.g.88C6024LDRFS. Lateral file drawers are not available with this option.

DIMENSION KEY

W — width
D — depth
H — height of worksurface
KW— kneehole width

Dimensions are in inches and approximate.
Contact Customer Service if dimensions
are critical.

CODE DESCRIPTION

3 - 3/4 height credenza
L - left-handed position
R - right-handed position
30 - 30" wide pedestal
36 - 36" wide pedestal
11 - closed bookcase
15 - top open, lateral file
16 - box, lateral file
17 - bookcase
18 - top open, closed bookcase

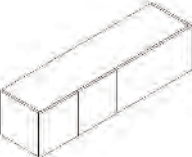
STANDARD FINISHES

For a complete list of standard wood
finishes, please see page 9.

GROMMETS


One grommet in a standard position is
optional at no charge. See page 12 for more
information.

ADESSO | OVERHEADS

Description	Model	Oak Cherry Maple	Anigre Walnut	W	D	H	Doors	Shipping Weight	Cubic Feet
1 Hi Wall Mounted Overhead, Wood Doors 	88OHW361616	1874	2063	35.75	16	16	2	64	7.5
	88OHW421616	2058	2261	41.75	16	16	2	71	8.5
	88OHW481616	2237	2462	47.75	16	16	3	82	10
	88OHW541616	2324	2556	53.75	16	16	4	89	11
	88OHW601616	2416	2658	59.75	16	16	4	96	12
	88OHW661616	2511	2761	65.75	16	16	4	102	13
	88OHW721616	2598	2857	71.5	16	16	4	109	14.5
	88OHW781616	2754	3030	77.5	16	16	4	117	15.5
	88OHW841616	2912	3203	83.5	16	16	4	125	16.5
	88OHW901616	3068	3375	89.5	16	16	6	134	17.5
88OHW961616	3227	3550	95.5	16	16	6	146	19	


ORDERING NOTES:

All overheads include factory installed L.E.D. lights & mounting brackets. Add "P" to the end of the model number if Palette doors are required. See page 4 for tackboard fabric options and grading information.

1 Hi Wall Mounted Overhead, Back Painted Glass Doors 	88OHW361616Z	2161	2378	35.75	16	16	2	64	7.5
	88OHW421616Z	2343	2577	41.75	16	16	2	71	8.5
	88OHW481616Z	2524	2778	47.75	16	16	3	82	10
	88OHW541616Z	2611	2871	53.75	16	16	4	89	11
	88OHW601616Z	2703	2973	59.75	16	16	4	96	12
	88OHW661616Z	2797	3079	65.75	16	16	4	102	13
	88OHW721616Z	2885	3172	71.5	16	16	4	109	14.5
	88OHW781616Z	3040	3345	77.5	16	16	4	117	15.5
	88OHW841616Z	3198	3518	83.5	16	16	4	125	16.5
	88OHW901616Z	3355	3692	89.5	16	16	6	134	17.5
88OHW961616Z	3513	3866	95.5	16	16	6	146	19	

ORDERING NOTES:

All overheads include factory installed L.E.D. lights & mounting brackets. See page 4 for tackboard fabric options and grading information.

1 Hi Wall Mounted Overhead, Sliding Wood Doors 	88OSW481616	2524	2778	47.75	16	16	1	95	10
	88OSW601616	2703	2973	59.75	16	16	1	112	12
	88OSW661616	2797	3079	65.75	16	16	1	121	13
	88OSW721616	2885	3172	71.5	16	16	1	129	14.5
	88OSW781616	3040	3345	77.5	16	16	2	148	15.5
	88OSW841616	3198	3518	83.5	16	16	2	157	16.5
	88OSW901616	3355	3692	89.5	16	16	2	166	17.5
	88OSW961616	3513	3866	95.5	16	16	2	174	19

ORDERING NOTES:

All overheads include factory installed L.E.D. lights & mounting brackets. Add "P" to the end of the model number if Palette doors are required. See page 4 for tackboard fabric options and grading information.

ORDERING PROCEDURE

To order, please specify the following:

- 1) Krug product model number
- 2) Wood species and finish
- 3) Grommet location and style if applicable.

* Indicates model illustrated by line drawing

CODE DESCRIPTION

- OSW - overhead with sliding doors
 OHW - overhead with hinged doors
 Z - back-painted glass doors

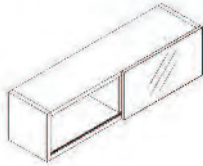
STANDARD FINISHES

For a complete list of standard wood finishes, please see page 9.

GROMMETS

One grommet in a standard position is optional at no charge. See page 12 for more information.

Description	Model	Oak Cherry Maple	Anigre Walnut	W	D	H	Doors	Shipping Weight	Cubic Feet
1 Hi Wall Mounted Overhead, Sliding Back Painted Glass Doors	88OSW481616Z	2814	3092	47.75	16	16	1	99	10
	88OSW601616Z	2989	3290	59.75	16	16	1	117	12
	88OSW661616Z	3084	3393	65.75	16	16	1	126	13
	88OSW721616Z	3171	3489	71.5	16	16	1	134	14.5
	88OSW781616Z	3327	3661	77.5	16	16	2	156	15.5
	88OSW841616Z	3487	3833	83.5	16	16	2	165	16.5
	88OSW901616Z	3601	3960	89.5	16	16	2	174	17.5
	88OSW961616Z	3801	4182	95.5	16	16	2	183	19



ORDERING NOTES:

All overheads include factory installed L.E.D. lights & mounting brackets. See page 4 for tackboard fabric options and grading information.

2 Hi Wall Mounted Overhead, Hinged Wood Doors	88OHW361630	2998	3298	35.75	16	30	2	100	13
	88OHW421630	3289	3615	41.75	16	30	2	112	15
	88OHW481630	3580	3937	47.75	16	30	3	130	17
	88OHW541630	3718	4088	53.75	16	30	4	148	18.5
	88OHW601630	3867	4254	59.75	16	30	4	166	20.5
	88OHW661630	4015	4417	65.75	16	30	4	184	22.5
	88OHW721630	4155	4568	71.5	16	30	4	202	24.5
	88OHW781630	4406	4844	77.5	16	30	4	220	26.5
	88OHW841630	4657	5124	83.5	16	30	4	238	28.5
	88OHW901630	4909	5399	89.5	16	30	6	256	30.5
	88OHW961630	5162	5679	95.5	16	30	6	274	32.5



ORDERING NOTES:

All overheads include factory installed L.E.D. lights & mounting brackets. Add "P" to the end of the model number if Palette doors are required. See page 4 for tackboard fabric options and grading information.

2 Hi Wall Mounted Overhead, Back Painted Glass Doors	88OHW361630Z	3459	3804	35.75	16	30	2	100	13
	88OHW421630Z	3746	4119	41.75	16	30	2	112	15
	88OHW481630Z	4038	4443	47.75	16	30	3	130	17
	88OHW541630Z	4177	4593	53.75	16	30	4	148	18.5
	88OHW601630Z	4324	4758	59.75	16	30	4	166	20.5
	88OHW661630Z	4474	4922	65.75	16	30	4	184	22.5
	88OHW721630Z	4613	5075	71.5	16	30	4	202	24.5
	88OHW781630Z	4865	5349	77.5	16	30	4	220	26.5
	88OHW841630Z	5114	5629	83.5	16	30	4	238	28.5
	88OHW901630Z	5368	5904	89.5	16	30	6	256	30.5
	88OHW961630Z	5621	6184	95.5	16	30	6	274	32.5



ORDERING NOTES:

All overheads include factory installed L.E.D. lights & mounting brackets. See page 4 for tackboard fabric options and grading information.

DIMENSION KEY

W — width
D — depth
H — height of worksurface
KW— kneehole width

Dimensions are in inches and approximate. Contact Customer Service if dimensions are critical.

CODE DESCRIPTION

OSW - overhead with sliding doors
OHW - overhead with hinged doors
Z - back-painted glass doors





STANDARD FINISHES

For a complete list of standard wood finishes, please see page 9.

GROMMETS

One grommet in a standard position is optional at no charge. See page 12 for more information.

ADESSO | OVERHEADS

Description	Model	Oak Cherry Maple	Anigre Walnut	W	D	H	Doors	Shipping Weight	Cubic Feet
 2 Hi Wall Mounted Overhead, Sliding Wood Doors	88OSW481630	4038	4443	47.75	16	30	1	122	17
	88OSW601630	4324	4758	59.75	16	30	1	158	20.5
	88OSW661630	4474	4922	65.75	16	30	1	175	22.5
	88OSW721630	4613	5075	71.5	16	30	1	194	24.5
	88OSW781630	4865	5349	77.5	16	30	2	211	26.5
	88OSW841630	5114	5629	83.5	16	30	2	230	28.5
	88OSW961630	5621	6184	95.5	16	30	2	256	32.5
 2 Hi Wall Mounted Overhead, Sliding Back Painted Glass Doors	88OSW481630Z	4497	4947	47.75	16	30	1	122	17
	88OSW601630Z	4784	5264	59.75	16	30	1	158	20.5
	88OSW661630Z	4933	5424	65.75	16	30	1	175	22.5
	88OSW721630Z	5071	5580	71.5	16	30	2	194	24.5
	88OSW781630Z	5322	5855	77.5	16	30	2	211	26.5
	88OSW841630Z	5575	6132	83.5	16	30	2	230	28.5
	88OSW961630Z	6081	6686	95.5	16	30	2	256	32.5
 2 Hi Wall Mounted Overhead, Wood Door, Doors/Open Below, Wood Doors	88OHW601630-1512	4154	4567	59.75	16	30	4	156	20.5
	88OHW661630-1512	4441	4886	65.75	16	30	4	174	22.5
	88OHW721630-1512	4588	5047	71.5	16	30	4	192	24.5
	88OHW781630-1512	4729	5200	77.5	16	30	4	210	26.5
	88OHW841630-1512	4980	5475	83.5	16	30	4	228	28.5
	88OHW901630-1512	5232	5755	89.5	16	30	6	246	30.5
	88OHW961630-1512	5735	6309	95.5	16	30	4	264	32.5
 2-Hi Wall Mounted Overhead - Back-Painted Glass Door, Doors / Open Below, Back-Painted Glass Door	88OHW601630-1512Z	4612	5074	59.75	16	30	4	156	20.5
	88OHW661630-1512Z	4898	5389	65.75	16	30	4	174	22.5
	88OHW721630-1512Z	5047	5553	71.5	16	30	4	192	24.5
	88OHW781630-1512Z	5185	5706	77.5	16	30	4	210	26.5
	88OHW841630-1512Z	5439	5982	83.5	16	30	4	228	28.5
	88OHW901630-1512Z	5688	6259	89.5	16	30	6	246	30.5
	88OHW961630-1512Z	6195	6814	95.5	16	30	6	264	32.5

ORDERING PROCEDURE

To order, please specify the following:

- 1) Krug product model number
- 2) Wood species and finish
- 3) Grommet location and style if applicable

* Indicates model illustrated by line drawing

CODE DESCRIPTION

- OSW - overhead with sliding doors
 OHW - overhead with hinged doors
 Z - back-painted glass doors


STANDARD FINISHES

For a complete list of standard wood finishes, please see page 9.

GROMMETS

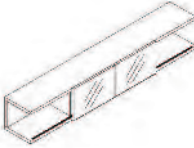
One grommet in a standard position is optional at no charge. See page 12 for more information.

ADESSO | OVERHEADS & TACKBOARD UPCHARGES

Description	Model	Oak		W	D	H	Doors	Shipping Weight	Cubic Feet
		Cherry Maple	Anigre Walnut						
 1 Hi Wall Mounted Overhead, Open End, Sliding Wood Doors	88OSOEW721616	2712	2983	71.5	16	16	1	91	14.5
	88OSOEW781616*	2825	3110	77.5	16	16	2	99	15.5
	88OSOEW841616	2941	3235	83.5	16	16	2	103	16.5
	88OSOEW901616	3127	3438	89.5	16	16	2	118	18.5
	88OSOEW961616	3314	3645	95.5	16	16	2	126	19.5
	88OSOEW1201616	3530	3879	120	16	16	2	162	24
	88OSOEW1441616	3759	4133	144	16	16	2	188	28.5

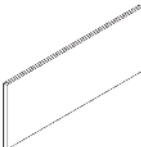
ORDERING NOTES:

All overheads include factory installed L.E.D. lights & mounting brackets. Add "P" to the end of the model number if Palette doors are required. See page 4 for tackboard fabric options and grading information.


 1 Hi Wall Mounted Overhead, Open End, Sliding Back Painted Glass Doors	88OSOEW721616Z	2941	3235	71.5	16	16	1	91	14.5
	88OSOEW781616Z*	3127	3438	77.5	16	16	2	99	15.5
	88OSOEW841616Z	3314	3645	83.5	16	16	2	103	16.5
	88OSOEW901616Z	3498	3848	89.5	16	16	2	118	18.5
	88OSOEW961616Z	3686	4056	95.5	16	16	2	126	19.5
	88OSOEW1201616Z	4015	4417	120	16	16	2	162	24
	88OSOEW1441616Z	4289	4717	144	16	16	2	188	28.5

ORDERING NOTES:

All overheads include factory installed L.E.D. lights & mounting brackets. See page 4 for tackboard fabric options and grading information.

Description	Model	1	2	3	4	5	6	7	8	9	W	H	Weight	COM
 Wall Mounted Tackboard 24" high - for Overheads	88TBOHW3624	318	352	388	443	577	706	834	970	1141	35.75	23.5	12	1.5
	88TBOHW4224	352	474	504	623	748	865	989	1142	1354	41.75	23.5	14	1.5
	88TBOHW4824	392	488	511	641	769	880	1016	1170	1408	47.75	23.5	16	1.75
	88TBOHW5424	414	512	535	673	806	925	1067	1227	1478	53.75	23.5	18	1.75
	88TBOHW6024	446	595	624	778	936	1108	1281	1455	1729	59.75	23.5	20	2
	88TBOHW6624	489	664	711	866	1038	1234	1403	1603	1911	65.75	23.5	22	2
	88TBOHW7224*	536	823	856	1136	1395	1413	1621	1850	2157	71.5	23.5	26	2.25
	88TBOHW7824	590	904	941	1249	1536	1556	1783	2034	2373	77.5	23.5	28	2.5
	88TBOHW8424	689	1057	1100	1461	1795	1818	2087	2381	2775	83.5	23.5	31	2.5
	88TBOHW9024	725	1110	1158	1535	1888	1909	2193	2504	2916	89.5	23.5	33	2.75
	88TBOHW9624	754	1155	1205	1597	1963	1988	2282	2606	3036	95.5	23.5	35	3

NOTE: Use between wall mounted overheads and desk height credenza.

 Wall Mounted Tackboard 30" high - for Overheads	88TBOHW3630	380	423	465	533	693	846	1002	1164	1369	35.75	30	13	1.5
	88TBOHW4230	423	526	603	747	899	1037	1188	1371	1617	41.75	30	15	1.5
	88TBOHW4830	470	585	612	768	921	1056	1220	1403	1687	47.75	30	15	1.75
	88TBOHW5430	496	614	642	808	968	1110	1282	1474	1772	53.75	30	19	1.75
	88TBOHW6030	535	714	747	933	1121	1328	1536	1746	2074	59.75	30	21	2
	88TBOHW6630	586	798	852	1039	1245	1481	1681	1922	2293	65.75	30	23	2
	88TBOHW7230*	642	984	1023	1360	1672	1694	1942	2219	2586	71.5	30	27	2.25
	88TBOHW7830	706	1084	1131	1498	1843	1864	2140	2444	2847	77.5	30	28	2.5
	88TBOHW8430	828	1268	1320	1754	2154	2179	2505	2857	3329	83.5	30	32	2.5
	88TBOHW9030	870	1332	1389	1842	2265	2293	2632	3003	3499	89.5	30	34	2.75
	88TBOHW9630	907	1387	1446	1919	2360	2387	2741	3124	3643	95.5	30	36	3

NOTE: Use between wall mounted overheads and 3/4 height credenza.

DIMENSION KEY

W – width
 D – depth
 H – height of worksurface
 KW – kneehole width

Dimensions are in inches and approximate. Contact Customer Service if dimensions are critical.

CODE DESCRIPTION

OSOEW - overhead with sliding doors and open ends
 Z- back-painted glass doors


STANDARD FINISHES

For a complete list of standard wood finishes, please see page 9.


GROMMETS

One grommet in a standard position is optional at no charge. See page 12 for more information.


ADESSO | WALL MOUNTED & MAGNETIC BACK-PAINTED GLASS

Description	Model	Price	W	D	H	Shipping Weight	Cubic Feet	
	Wall Mounted Back Painted Glass 23.5"	88GPW3624	1766	35.75	-	23.5	48	1.5
		88GPW4224	1852	41.75	-	23.5	56	1.75
		88GPW4824	1937	47.75	-	23.5	64	2
		88GPW5424	2023	53.75	-	23.5	72	2.25
		88GPW6024	2137	59.75	-	23.5	80	2.5
		88GPW6624	2296	65.75	-	23.5	88	2.75
		88GPW7224	2454	71.5	-	23.5	96	3
		88GPW7824	2639	77.5	-	23.5	104	3.25
		88GPW8424	2812	83.5	-	23.5	112	3.5
		88GPW9024	3256	89.5	-	23.5	120	3.75
		88GPW9624	3385	95.5	-	23.5	128	4


ORDERING NOTES: Use between wall mounted overheads and desk height credenzas. Magnets are not supplied with magnetic glass. Wall mounted Back-Painted glass panels 90" and longer are 2-pieces.

	Wall Mounted Back Painted Glass 30"	88GPW3630	2109	35.75	-	30	60	2
		88GPW4230	2223	41.75	-	30	70	2.25
		88GPW4830	2324	47.75	-	30	80	2.5
		88GPW5430	2410	53.75	-	30	90	2.75
		88GPW6030	2568	59.75	-	30	100	3.25
		88GPW6630	2769	65.75	-	30	110	3.5
		88GPW7230	2984	71.5	-	30	120	3.75
		88GPW7830	3184	77.5	-	30	130	4
		88GPW8430	3428	83.5	-	30	140	4.25
		88GPW9030	3630	89.5	-	30	150	4.75
		88GPW9630	3801	95.5	-	30	160	5

ORDERING NOTES: Use between wall mounted overheads and 3/4 height credenzas. Magnets are not supplied with back painted glass. Wall mounted Back-Painted glass panels 90" and longer are 2-pieces.

	Magnetic Back Painted Glass 23.5"	88GPW3624M	1937	35.75	-	23.5	48	1.5
		88GPW4224M	2053	41.75	-	23.5	56	1.75
		88GPW4824M	2166	47.75	-	23.5	64	2
		88GPW5424M	2280	53.75	-	23.5	72	2.25
		88GPW6024M	2424	59.75	-	23.5	80	2.5
		88GPW6624M	2625	65.75	-	23.5	88	2.75
		88GPW7224M	2825	71.5	-	23.5	96	3
		88GPW7824M	3056	77.5	-	23.5	104	3.25
		88GPW8424M	3269	83.5	-	23.5	112	3.5
		88GPW9024M	3759	89.5	-	23.5	120	3.75
		88GPW9624M	3931	95.5	-	23.5	128	4

ORDERING NOTES: Use between wall mounted overheads and desk height credenzas. Magnets are not supplied with magnetic glass. Wall mounted Back-Painted glass panels 90" and longer are 2-pieces.

	Magnetic Back Painted Glass 30"	88GPW3630M	2324	35.75	-	30	60	2
		88GPW4230M	2467	41.75	-	30	70	2.25
		88GPW4830M	2597	47.75	-	30	80	2.5
		88GPW5430M	2724	53.75	-	30	90	2.75
		88GPW6030M	2912	59.75	-	30	100	3.25
		88GPW6630M	3156	65.75	-	30	110	3.5
		88GPW7230M	3412	71.5	-	30	120	3.75
		88GPW7830M	3659	77.5	-	30	130	4
		88GPW8430M	3944	83.5	-	30	140	4.25
		88GPW9030M	4187	89.5	-	30	150	4.75
		88GPW9630M	4402	95.5	-	30	160	5

ORDERING NOTES: Use between wall mounted overheads and 3/4 height credenzas. Magnets are not supplied with back painted glass. Wall mounted Back-Painted glass panels 90" and longer are 2-pieces.

ORDERING PROCEDURE

To order, please specify the following:

- 1) Krug product model number
- 2) Wood species and finish
- 3) Grommet location and style if applicable

* Indicates model illustrated by line drawing

CODE DESCRIPTION

M - magnetic back-painted glass
WP - panel wall

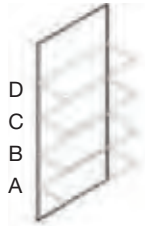
STANDARD FINISHES

For a complete list of standard wood finishes, please see page 9.

GROMMETS

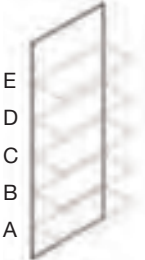
One grommet in a standard position is optional at no charge. See page 12 for more information.

Description	Model	Oak Cherry Maple	Anigre Walnut	W	D	H	Shipping Weight	Cubic Feet
5 Hi Panel Walls	88WP3069	1206	1325	30	1.5	69	60	5.25
	88WP3669	1421	1563	36	1.5	69	70	6.25
	38WP4269	1680	1848	42	1.5	69	80	7.25



ORDERING NOTES: Panel Wall can be plain or machined to accommodate shelves in any of the locations shown. Please specify each location by adding the appropriate suffix to the model #. e.g. 2 shelves, one in location B and on in location D would be 88WP3069BD Please order the shelf type and number of shelves required from page 67 Wall mounting brackets are included.

6 Hi Panel Wall	88WP3083	1693	1862	30	1.5	83	68	6.25
	88WP3683	1894	2084	36	1.5	83	81	7.5
	88WP4283	2123	2335	42	1.5	83	95	8.5



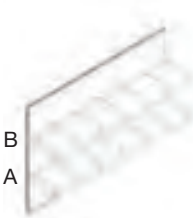
ORDERING NOTES: Panel Wall can be plain or machined to accommodate shelves in any of the locations shown. Please specify each location by adding the appropriate suffix to the model #. e.g. 2 shelves, one in location B and on in location D would be 88WP3069BD Please order the shelf type and number of shelves required from page 67. Wall mounting brackets are included.

Panel Wall - 24" high	88WP4824	761	838	48	1.5	23.5	40	3.25
	88WP6024	917	1011	60	1.5	23.5	46	4
	88WP7224	1078	1185	72	1.5	23.5	53	4.75
	88WP8424	1264	1389	84	1.5	23.5	60	5.5
	88WP9024	1450	1593	90	1.5	23.5	65	5.75
	88WP9624	1635	1798	96	1.5	23.5	72	6.25
	88WP10824	1864	2052	108	1.5	23.5	81	5.25
	88WP12024	2195	2415	120	1.5	23.5	90	5.75



ORDERING NOTES: Panel Wall can be plain or machined to accommodate shelves in any of the locations shown. Please specify each location by adding the appropriate suffix to the model #. e.g. 2 shelves, one in locations B and on in location D would be 88WP3069BD Please order the shelf type and number of shelves required from page 67. Use between Full Height Credenzas and Wall Mounted Overheads. 108" & 120" Panel Walls are shipped in two pieces. Wall mounting brackets are included.

Panel Wall - 40" high	88WP4840	1035	1138	48	1.5	40	60	5.25
	88WP6040	1164	1279	60	1.5	40	73	6.25
	88WP7240	1320	1454	72	1.5	40	86	7.5
	88WP8440	1480	1625	84	1.5	40	99	8.75
	88WP9040	1650	1817	90	1.5	40	110	9.25
	88WP9640	1864	2052	96	1.5	40	118	9.75
	88WP10840	2195	2415	108	1.5	40	132	8.25
	88WP12040	2554	2808	120	1.5	40	147	9



ORDERING NOTES: Panel Wall can be plain or machined to accommodate shelves in any of the locations shown. Please specify each location by adding the appropriate suffix to the model #. e.g. 2 shelves, one in locations B and on in location D would be 88WP3069BD Please order the shelf type and number of shelves required from page 67. Use with Full Height Credenzas to obtain 5hi height. 108" & 120" Panel Walls are shipped in two pieces. Wall mounting brackets are included.

DIMENSION KEY

- W — width
- D — depth
- H — height of worksurface
- KW— kneehole width

Dimensions are in inches and approximate. Contact Customer Service if dimensions are critical.


CODE DESCRIPTION

- M - magnetic back-painted glass
- WP - panel wall
- D - divider


BACK PAINTED GLASS

Standard finish is white. Please see page 15 for options on back painted glass.


ADESSO | PANEL WALLS

Description	Model	Oak Cherry Maple	Anigre Walnut	W	D	H	Shipping Weight	Cubic Feet	
 C B A	Panel Wall - 53" high	88WP4853	1221	1342	48	1.5	53	79	6.75
		88WP6053	1392	1533	60	1.5	53	92	8.25
		88WP7253	1592	1753	72	1.5	53	105	9.75
		88WP8453	1807	1988	84	1.5	53	118	11.25
		88WP9053	2008	2209	90	1.5	53	131	12
		88WP9653	2223	2446	96	1.5	53	144	12.75
		88WP10853	2424	2667	108	1.5	53	162	10.25
		88WP12053	2696	2965	120	1.5	53	180	12

ORDERING NOTES: Panel Wall can be plain or machined to accommodate shelves in any of the locations shown. Please specify each location by adding the appropriate suffix to the model #. e.g. 2 shelves, one in locations B and on in location D would be 88WP3069BD Please order the shelf type and number of shelves required from page 67. Use with Full Height Credenzas to obtain 6hi height. 108" & 120" Panel Walls are shipped in two pieces. Wall mounting brackets are included.

 B A	Panel Wall - 30" high	88WP4830	847	933	48	1.5	30	49	4
		88WP6030	978	1073	60	1.5	30	58	4.75
		88WP7230	1136	1248	72	1.5	30	67	5.75
		88WP8430	1320	1454	84	1.5	30	75	6.75
		88WP9030	1508	1659	90	1.5	30	88	7
		88WP9630	1693	1862	96	1.5	30	93	7.5
		88WP10830	1937	2132	108	1.5	30	105	6.25
		88WP12030	2252	2479	120	1.5	30	118	7

ORDERING NOTES: Panel Wall can be plain or machined to accommodate shelves in any of the locations shown. Please specify each location by adding the appropriate suffix to the model #. e.g. 2 shelves, one in locations B and on in location D would be 88WP3069BD Please order the shelf type and number of shelves required from page 67. Use between 3/4 Height Credenzas and Wall Mounted Overheads. 108" & 120" Panel Walls are shipped in two pieces. Wall mounting brackets are included. Please note that shelves in A position can not be used when a runoff for 3/4 Height Credenzas is selected.

 C B A	Panel Wall - 46" high	88WP4846	1078	1185	48	1.5	46	70	5.75
		88WP6046	1206	1325	60	1.5	46	82	7.25
		88WP7246	1363	1499	72	1.5	46	94	8.5
		88WP8446	1520	1672	84	1.5	46	106	9.75
		88WP9046	1693	1862	90	1.5	46	118	10.5
		88WP9646	1908	2100	96	1.5	46	130	11.25
		88WP10846	2237	2462	108	1.5	46	147	9.25
		88WP12046	2597	2856	120	1.5	46	163	10

ORDERING NOTES: Panel Wall can be plain or machined to accommodate shelves in any of the locations shown. Please specify each location by adding the appropriate suffix to the model #. e.g. 2 shelves, one in locations B and on in location D would be 88WP3069BD Please order the shelf type and number of shelves required from page 67. Use with 3/4 Height Credenzas to obtain 5Hi height. 108" & 120" Panel Walls are shipped in two pieces. Wall mounting brackets are included. Please note that shelves in A position can not be used when a runoff for 3/4 Height Credenzas is selected.

ORDERING PROCEDURE

To order, please specify the following:

- 1) Krug product model number
- 2) Wood species and finish
- 3) Grommet location and style if applicable.

* Indicates model illustrated by line drawing

CODE DESCRIPTION

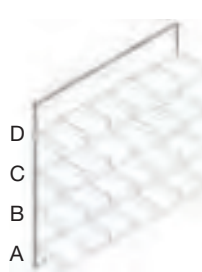
- M - magnetic back-painted glass
- WP - panel wall
- D - divider

STANDARD FINISHES

For a complete list of standard wood finishes, please see page 9.


GROMMETS

One grommet in a standard position is optional at no charge. See page 12 for more information.

Description	Model	Oak		W	D	H	Shipping Weight	Cubic Feet
		Cherry Maple	Anigre Walnut					
Panel Wall - 59" high 	88WP4859	1264	1389	48	1.5	59	78	7.5
	88WP6059	1435	1580	60	1.5	59	96	9
	88WP7259	1635	1798	72	1.5	59	114	10.75
	88WP8459	1852	2035	84	1.5	59	132	12.5
	88WP9059	2053	2257	90	1.5	59	152	13.25
	88WP9659	2268	2491	96	1.5	59	170	14.25


ORDERING NOTES:

Panel Wall can be plain or machined to accommodate shelves in any of the locations shown. Please specify each location by adding the appropriate suffix to the model #. e.g. 2 shelves, one in locations B and on in location D would be 88WP3069BD Please order the shelf type and number of shelves required from below. Use with 3/4 Height Credenzas to obtain 6Hi height. 108" & 120" Panel Walls are shipped in two pieces. Wall mounting brackets are included.
Please note that shelves in A position can not be used when a runoff for 3/4 Height Credenzas is selected.

Description	Model	Oak Cherry Maple	Anigre Walnut	W	D	H	Shipping Weight	Cubic Feet
Panel Wall Shelf 	88WPS30	417	459	30	12	1.13	9.75	1.0
	88WPS36	432	474	36	12	1.13	11.75	1.1
	88WPS42	446	491	42	12	1.13	13.75	1.2
	88WPS48	460	507	48	12	1.13	15.75	1.3
	88WPS54	489	538	54	12	1.13	17.75	1.4
	88WPS60	517	569	60	12	1.13	19.75	1.5
	88WPS72	603	663	72	12	1.13	23.75	1.7
	88WPS84	689	758	84	12	1.13	27.75	1.9
	88WPS90	774	853	90	12	1.13	29.75	2.0
	88WPS96	907	995	96	12	1.13	31.75	2.1

ORDERING NOTES:

Shelves and Shelves with dividers can be intermixed on the same Panel Wall both horizontally or vertically.

Description	Model	Oak Cherry Maple	Anigre Walnut	W	D	H	Shipping Weight	Cubic Feet
Panel Wall Shelf with Dividers 	88WPSD30	819	901	30	12	3	13	1.2
	88WPSD36	832	915	36	12	3	15	1.4
	88WPSD42	862	947	42	12	3	18	1.5
	88WPSD48	890	980	30	12	3	20	1.7
	88WPSD54	917	1011	54	12	3	22.75	1.8
	88WPSD60	963	1058	60	12	3	25.25	2.0
	88WPSD72	1089	1200	72	12	3	30.75	2.2
	88WPSD84	1234	1356	84	12	3	35	2.5
	88WPSD90	1378	1515	90	12	3	37.25	2.7
	88WPSD96	1536	1689	96	12	3	40.0	2.8

ORDERING NOTES:

Shelves and Shelves with dividers can be intermixed on the same Panel Wall both horizontally or vertically.

DIMENSION KEY

W — width
D — depth
H — height of worksurface
KW— kneehole width

Dimensions are in inches and approximate. Contact Customer Service if dimensions are critical.


CODE DESCRIPTION

M - magnetic back-painted glass
WP - panel wall
D - divider

BACK PAINTED GLASS


Standard finish is white. Please see page 15 for options on back painted glass.


ADESSO | PIERS

Description	Model	Oak		W	D	H	Shipping Weight	Cubic Feet
		Cherry Maple	Anigre Walnut					
 Sliding Door Wall Units	88BWC601640	8590	9446	60	16	40	207	23.5
	88BWC721640	8718	9588	72	16	40	245	28
	88BWC841640	8962	9857	84	16	40	278	32.5
	88BWC961640	9191	10111	96	16	40	312	37.5
	88BWC602040	8676	9542	60	20	40	248	31
	88BWC722040	8847	9732	72	20	40	294	37
	88BWC842040	9076	9985	84	20	40	334	43.5
	88BWC962040	9313	10244	96	20	40	375	49.5

 Pier Paper Manager, 3 Drawers/Open	88PR241640146	2368	2605	24	16	40	80	11.25
	88PR241646146	2439	2682	24	16	46	95	12.75
	88PR241653146	2524	2778	24	16	53	110	14.75
	88PR241659146	2611	2871	24	16	59	125	16.5

 Pier Open	88PR24164017	1852	2035	24	16	40	107	11.25
	88PR24164617	1922	2114	24	16	46	115	12.75
	88PR24165317	2008	2209	24	16	53	126	14.75
	88PR24165917	2093	2303	24	16	59	135	16.5

 Pier Closed, Hinged Wood Door	88PR24164011L	2081	2289	24	16	40	123	11.25
	88PR24164011R	2081	2289	24	16	40	123	11.25
	88PR24164611L	2179	2399	24	16	46	134	12.75
	88PR24164611R	2179	2399	24	16	46	134	12.75
	88PR24165311L	2280	2510	24	16	53	148	14.75
	88PR24165311R	2280	2510	24	16	53	148	14.75
	88PR24165911L	2381	2617	24	16	59	159	16.5
	88PR24165911R	2381	2617	24	16	59	159	16.5

 Pier Closed, Hinged Back Painted Glass Door	88PR24164011ZL	2583	2841	24	16	40	130	11.25
	88PR24164011ZR	2583	2841	24	16	40	130	11.25
	88PR24164611ZL	2683	2950	24	16	46	142	12.75
	88PR24164611ZR	2683	2950	24	16	46	142	12.75
	88PR24165311ZL	2782	3061	24	16	53	156	14.75
	88PR24165311ZR	2782	3061	24	16	53	156	14.75
	88PR24165911ZL	2884	3171	24	16	59	168	16.5
	88PR24165911ZR	2884	3171	24	16	59	168	16.5

ORDERING PROCEDURE

To order, please specify the following:

- 1) Krug product model number
- 2) Wood species and finish

CODE DESCRIPTION


- 146 - open pier with 3 drawers
- 17 - open pier
- 11 - closed pier
- L - left hinged
- R - right hinged
- Z - back-painted glass

STANDARD FINISHES

For a complete list of standard wood finishes, please see page 9.


LOCKS

Locks are available on hinged wood door overheads at an upcharge of **\$145 list** per set of (2) doors. Glass door overheads cannot be specified with locks

Description	Model	Oak		W	D	H	Shipping Weight	Cubic Feet
		Cherry	Anigre					
		Maple	Walnut					
 5 Hi Hutch, Hinged Wood Doors	88HT601640	3666	4035	59.75	16	40	144	23.5
	88HT661640	3988	4389	65.75	16	40	155	26
	88HT721640	4313	4742	71.5	16	40	167	28
	88HT781640	4632	5095	77.5	16	40	178	30.5
	88HT841640	4956	5449	83.5	16	40	190	32.5
	88HT901640	5298	5828	89.5	16	40	202	35
	88HT961640	5663	6231	95.5	16	40	214	37.5


ORDERING NOTES:

All hutches include factory installed L.E.D. lights & mounting brackets. Add "P" to the end of the model number if Palette doors are required. To specify a Voice/Power/Data module with any hutch, please add a "W" to the end of the model number and a **\$240 list upcharge**, e.g. 88HT601653W. Please see chart on page 70 for other tackboard price grades.

 5 Hi Hutch, Hinged Back Painted Glass Doors	88HT601640Z	4228	4653	59.75	16	40	144	23.5
	88HT661640Z	4600	5061	65.75	16	40	155	26
	88HT721640Z	4970	5468	71.5	16	40	167	28
	88HT781640Z	5344	5878	77.5	16	40	178	30.5
	88HT841640Z	5714	6286	83.5	16	40	190	32.5
	88HT901640Z	6095	6705	89.5	16	40	202	35
	88HT961640Z	6468	7113	95.5	16	40	214	37.5


ORDERING NOTES:

All hutches include factory installed L.E.D. lights & mounting brackets. To specify a Voice/Power/Data module with any hutch, please add a "W" to the end of the model number and a **\$240 list upcharge**, e.g. 88HT601653W. Please see chart on page 70 for other tackboard price grades.

 6 Hi Hutch, Hinged Wood Doors	88HT601653	4056	4460	59.75	16	53	197	31
	88HT661653	4529	4982	65.75	16	53	211	34.5
	88HT721653	5000	5500	71.5	16	53	235	37.5
	88HT781653	5473	6020	77.5	16	53	251	40.5
	88HT841653	5946	6541	83.5	16	53	268	43.5
	88HT901653	6411	7050	89.5	16	53	285	46.5
	88HT961653	6883	7570	95.5	16	53	302	49.5

ORDERING NOTES:

All hutches include factory installed L.E.D. lights & mounting brackets. Add "P" to the end of the model number if Palette doors are required. To specify a Voice/Power/Data module with any hutch, please add a "W" to the end of the model number and a **\$240 list upcharge**, e.g. 88HT601653W. Please see chart on page 70 for other tackboard price grades.

 6 Hi Hutch, Hinged Back Painted Glass Doors	88HT601653Z	4678	5142	59.75	16	53	197	31
	88HT661653Z	5222	5745	65.75	16	53	211	34.5
	88HT721653Z	5769	6345	71.5	16	53	235	37.5
	88HT781653Z	6314	6945	77.5	16	53	251	40.5
	88HT841653Z	6861	7547	83.5	16	53	268	43.5
	88HT901653Z	7415	8155	89.5	16	53	285	46.5
	88HT961653Z	7960	8754	95.5	16	53	302	49.5

ORDERING NOTES:

All hutches include factory installed L.E.D. lights & mounting brackets. To specify a Voice/Power/Data module with any hutch, please add a "W" to the end of the model number and a **\$240 list upcharge**, e.g. 88HT601653W. Please see chart on page 70 for other tackboard price grades.

DIMENSION KEY

W - width
D - depth
H - height

CODE DESCRIPTION

146 - open pier with 3 drawers
17 - open pier
11 - closed pier
Z - back-painted glass
PM - paper manager

STANDARD FINISHES

For a complete list of standard wood finishes, please see page 9.

LOCKS

Locks are available on hinged wood door overheads at an upcharge of **\$145 list** per set of (2) doors. Glass door overheads cannot be specified with locks.

ADESSO | HUTCH TACKBOARD FABRIC UPGRADE, KEYBOARD & ACCESSORIES

Hutches include a tackboard, priced at Gr 1/COM. Use this chart to get the upcharges for tackboard fabrics graded 2-9, and add it to the list price of the hutch

Fabric Grades

	2	3	4	5	6	7	8	9	Yardage
60" Tackboard	137	295	446	603	761	917	761	917	2
66" Tackboard	158	342	497	664	828	973	828	973	2
72" Tackboard	190	406	593	798	987	1178	987	1178	2.25
78" Tackboard	223	477	700	928	1149	1375	1149	1375	2.5
84" Tackboard	265	553	819	1082	1347	1610	1347	1610	2.5
90" Tackboard	274	573	852	1123	1398	1672	1398	1672	2.75
96" Tackboard	285	597	886	1170	1456	1740	1456	1740	3

Description	Model	Oak Cherry Maple	Anigre Walnut	W	D	H	Shipping Weight	Cubic Feet
Paper Manager with Drawers	88PM18122001	969	1066	18	12	19.75	50	3

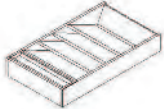


Drawer Organizer with Pencil Tray	88DO3215	396		32.25	15	4	12	1.5
--------------------------------------	----------	-----	--	-------	----	---	----	-----



ORDERING NOTES:
For use in 3" x 36" box drawers

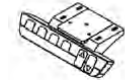
Paper Sorter with Pencil Tray	88PS3215	442		32.25	15	4	16	1.5
----------------------------------	----------	-----	--	-------	----	---	----	-----



Articulating Keyboard with Palm Rest & Mouse Tray	88KBMT1912	459		27	-	7	20	2
---------------------------------------------------------	------------	-----	--	----	---	---	----	---



Height Adjustable Table Programmable Display- 4 Position Memory	88HAPD	359		-	-	-	-	-
--------------------------------------------------------------------------	--------	-----	--	---	---	---	---	---





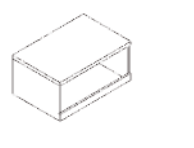
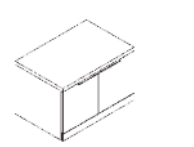


ORDERING PROCEDURE

To order, please specify the following:

- 1) Krug product model number
- 2) Wood species and finish

STANDARD FINISHES

For a complete list of standard wood finishes, please see page 9.

Description	Model	Oak		W	D	H	Shipping Weight	Cubic Feet
		Cherry Maple	Anigre Walnut					
 1 Hi Storage Unit, Lateral File	88ST30201701	1650	1817	29.75	20	17	110	7
	88ST30241701	1680	1848	29.75	24	17	120	8.25
	88ST36201701*	1707	1878	35.75	20	17	112	8.25
	88ST36241701	1736	1909	35.75	24	17	124	9.75
 1 Hi Storage Unit, Closed Bookcase	88ST30201711	1794	1972	29.75	20	17	62	7
	88ST30241711	1822	2005	29.75	24	17	72	8.25
	88ST36201711*	1852	2035	35.75	20	17	66	8.25
	88ST36241711	1880	2067	35.75	24	17	76	9.75
 1 Hi Storage Unit, Open Bookcase	88ST30201717	1722	1894	29.75	20	17	52	7
	88ST30241717	1750	1924	29.75	24	17	62	8.25
	88ST36201717*	1779	1958	35.75	20	17	56	8.25
	88ST36241717	1807	1988	35.75	24	17	66	9.75
 1.5 Hi Storage Unit, Closed Bookcase	88ST30202311	2237	2462	29.75	20	23	92	9.25
	88ST30242311	2268	2491	29.75	24	23	96	11
	88ST36202311*	2296	2524	35.75	20	23	94	11
	88ST36242311	2324	2556	35.75	24	23	98	13
 1.5 Hi Storage Unit, Open/Lateral File	88ST30202315	2123	2335	29.75	20	23	135	9.25
	88ST30242315	2150	2368	29.75	24	23	155	11
	88ST36202315*	2179	2399	35.75	20	23	137	11
	88ST36242315	2209	2431	35.75	24	23	149	13
 1.5 Hi Storage Unit, Lateral Box/Lateral File	88ST30202316	2053	2257	29.75	20	23	145	9.25
	88ST30242316	2081	2289	29.75	24	23	165	11
	88ST36202316*	2109	2319	35.75	20	23	147	11
	88ST36242316	2137	2349	35.75	24	23	159	13

ORDERING NOTES:

Box and pedestal file drawers are available with a soft-closing drawer option. Please add 'S' to the end of the model number and **add \$145**. e.g. 88ST36241316S.

DIMENSION KEY

W - width
D - depth
H - height

CODE DESCRIPTION

01 - lateral file
11 - closed bookcase
17 - open bookcase
16 - lateral box, lateral file
15 - open, lateral file


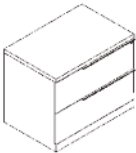
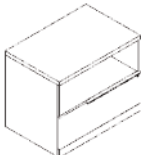



STANDARD FINISHES

For a complete list of standard wood finishes, please see page 9.

STORAGE BOOKCASES

Shelves are adjustable in 1.25" increments.

ADESSO | STORAGE

Description	Model	Oak		W	D	H	Shipping Weight	Cubic Feet
		Cherry Maple	Anigre Walnut					
 1.5 Hi Storage Unit, Open Bookcase	88ST30202317	2166	2384	29.75	20	23	82	9.25
	88ST30242317	2195	2415	29.75	24	23	86	11
	88ST36202317*	2223	2446	35.75	20	23	84	11
	88ST36242317	2252	2479	35.75	24	23	88	13
 2 Hi Storage Unit, Lateral File	88ST30203001	3248	3574	29.75	20	29.5	194	11.5
	88ST30243001	3291	3617	29.75	24	29.5	180	13.75
	88ST36203001*	3375	3713	35.75	20	29.5	198	13.75
	88ST36243001	3420	3764	35.75	24	29.5	184	16.25
 2 Hi Storage Unit, Open/Lateral File	88ST30203015	3458	3803	29.75	20	29.5	174	11.5
	88ST30243015	3498	3848	29.75	24	29.5	160	13.75
	88ST36203015*	3613	3975	35.75	20	29.5	178	13.75
	88ST36243015	3659	4022	35.75	24	29.5	164	16.25
 2 Hi Storage Unit, Closed Bookcase	88ST30203011	2485	2734	29.75	20	29.5	102	11.5
	88ST30243011	2520	2774	29.75	24	29.5	106	13.75
	88ST36203011*	2569	2825	35.75	20	29.5	104	13.75
	88ST36243011	2612	2872	35.75	24	29.5	108	16.25
 2 Hi Storage Unit, Open Bookcase	88ST30203017	1866	2053	29.75	20	29.5	xx	11.5
	88ST30243017	1903	2093	29.75	24	29.5	xx	13.75
	88ST36203017*	1943	2138	35.75	20	29.5	xx	13.75
	88ST36243017	1980	2177	35.75	24	29.5	xx	16.25
 4 Hi Lateral File	88ST36205501	4928	5421	35.75	20	55	176	25
	88ST36245501*	5076	5584	35.75	24	55	196	30

ORDERING PROCEDURE

To order, please specify the following:

- 1) Krug product model number
- 2) Wood species and finish

CODE DESCRIPTION




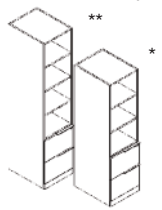
- 01 - lateral file
- 15 - open, lateral file
- 17 - open bookcase
- 11 - closed bookcase

STANDARD FINISHES

For a complete list of standard wood finishes, please see page 9.

STORAGE BOOKCASES

Shelves are adjustable in 1.25" increments.

Description	Model	Oak		W	D	H	Shipping Weight	Cubic Feet
		Cherry Maple	Anigre Walnut					
 Bookcase, Open Shelves	88BC301655	3700	4069	29.75	16	55	64	17.5
	88BC361655*	3857	4244	35.75	16	55	72	21
	88BC301669	3958	4354	29.75	16	69	100	22
	88BC361669	4116	4528	35.75	16	69	112	26
	88BC301683	4231	4655	29.75	16	83	136	26
	88BC361683	4389	4825	35.75	16	83	148	31
 5 & 6 - Hi Storage Unit Closed Bookcase	88ST19206911L	3166	3484	18.75	20	69	118	16.75
	88ST19206911R	3166	3484	18.75	20	69	118	16.75
	88ST19246911L	3242	3565	18.75	24	69	132	20
	88ST19246911R	3242	3565	18.75	24	69	132	20
	88ST19208311L	3697	4066	18.75	20	83	148	20
	88ST19208311R	3697	4066	18.75	20	83	148	20
	88ST19248311L	3744	4117	18.75	24	83	160	24
	88ST19248311R	3744	4117	18.75	24	83	160	24
 5&6 Hi Storage Unit, Closed Bookcase, Back-Painted Glass Doors	88ST19206911LZ	4173	4590	18.75	20	69	118	16.75
	88ST19206911RZ	4173	4590	18.75	20	69	118	16.75
	88ST19246911LZ	4245	4669	18.75	24	69	132	20
	88ST19246911RZ	4245	4669	18.75	24	69	132	20
	88ST19208311LZ	4616	5079	18.75	20	83	148	20
	88ST19208311RZ	4616	5079	18.75	20	83	148	20
	88ST19248311LZ	4689	5159	18.75	24	83	160	24
	88ST19248311RZ	4689	5159	18.75	24	83	160	24
 5 & 6 Hi Storage Unit, 2 File, Remainder Open	88ST19206990	2696	2965	18.75	20	69	174	18
	88ST19246990	2812	3092	18.75	24	69	186	20.5
	88ST19208390	2969	3266	18.75	20	83	197	18
	88ST19248390	3084	3393	18.75	24	83	213	20.5

ORDERING NOTES:

Box and pedestal file drawers are available with a soft-closing drawer option. Please add 'S' to the end of the model number and **add \$145**. e.g. 88ST19248390S.

DIMENSION KEY

W - width
D - depth
H - height

CODE DESCRIPTION

11 - closed bookcase
L - hinged left
R - hinged right
90 - file/file, remainder open

STANDARD FINISHES

For a complete list of standard wood finishes, please see page 9.

STORAGE BOOKCASES

Shelves are adjustable in 1.25" increments.

ADESSO | STORAGE

Description	Model	Oak		W	D	H	Shipping Weight	Cubic Feet
		Cherry Maple	Anigre Walnut					
5 & 6 Hi Storage Unit, 2 File, Remainder Closed	88ST19206991L	2741	3014	18.75	20	69	189	18
	88ST19206991R	2741	3014	18.75	20	69	189	18
	88ST19246991L	2854	3139	18.75	24	69	201	20.5
	88ST19246991R	2854	3139	18.75	24	69	201	20.5
	88ST19208391L	3012	3312	18.75	20	83	212	18
	88ST19208391R	3012	3312	18.75	20	83	212	18
	88ST19248391L	3127	3438	18.75	24	83	225	20.5
	88ST19248391R	3127	3438	18.75	24	83	225	20.5



ORDERING NOTES:

Box and pedestal file drawers are available with a soft-closing drawer option. Please add 'S' to the end of the model number and **add \$145**. e.g. 88ST19248391RS.

5 & 6 Hi Storage Unit, 2 File, Remainder Closed Back Painted Glass Doors	88ST19206991LZ	3314	3645	18.75	20	69	189	18
	88ST19206991RZ	3314	3645	18.75	20	69	189	18
	88ST19246991LZ	3428	3771	18.75	24	69	201	20.5
	88ST19246991RZ	3428	3771	18.75	24	69	201	20.5
	88ST19208391LZ	3584	3943	18.75	20	83	212	18
	88ST19208391RZ	3584	3943	18.75	20	83	212	18
	88ST19248391LZ	3700	4069	18.75	24	83	225	20.5
	88ST19248391RZ	3700	4069	18.75	24	83	225	20.5



ORDERING NOTES:

Box and pedestal file drawers are available with a soft-closing drawer option. Please add 'S' to the end of the model number and **add \$145** e.g. 88ST19248391RZS.

5 & 6 Hi Storage, 2 Lateral Files, Remainder Closed	88ST30206904	4774	5254	29.75	20	69	213	27
	88ST30246904	4863	5347	29.75	24	69	255	33
	88ST36206904	4975	5473	35.75	20	69	260	32
	88ST36246904	5063	5569	35.75	24	69	306	38
	88ST30208304	5420	5962	29.75	20	83	246	32.5
	88ST30248304	5535	6087	29.75	24	83	291	38.5
	88ST36208304	5721	6294	35.75	20	83	297	39
	88ST36248304	5836	6419	35.75	24	83	351	46



5 & 6 Hi Storage Unit, 2 Lateral Files, Remainder Closed Back Painted Glass Doors	88ST30206904Z	5636	6200	29.75	20	69	213	27
	88ST30246904Z	5721	6294	29.75	24	69	255	33
	88ST36206904Z	5836	6419	35.75	20	69	260	32
	88ST36246904Z	5922	6515	35.75	24	69	306	38
	88ST30208304Z	6281	6910	29.75	20	83	246	32.5
	88ST30248304Z	6395	7035	29.75	24	83	291	38.5
	88ST36208304Z	6582	7240	35.75	20	83	297	39
	88ST36248304Z	6697	7365	35.75	24	83	351	46



ORDERING PROCEDURE

To order, please specify the following:


- 1) Krug product model number
- 2) Wood species and finish


CODE DESCRIPTION


- 91 - file/file, remainder closed
- 04 - lateral file, remainder closed
- L - hinged left
- R - hinged right
- Z - back-painted glass


STANDARD FINISHES

For a complete list of standard wood finishes, please see page 9.

Description	Model	Oak Cherry Maple	Anigre Walnut	W	D	H	Shipping Weight	Cubic Feet
	88ST30206903	4488	4939	29.75	20	69	190	27
	88ST30246903	4574	5033	29.75	24	69	202	33
	88ST36206903	4689	5159	35.75	20	69	207	32
	88ST36246903	4774	5254	35.75	24	69	219	38
	88ST30208303	5091	5601	29.75	20	83	240	32.5
	88ST30248303	5206	5726	29.75	24	83	252	38.5
	88ST36208303	5391	5931	35.75	20	83	257	39
	88ST36248303	5507	6057	35.75	24	83	269	46

	88ST30206913	4632	5095	29.75	20	69	180	27
	88ST30246913	4718	5189	29.75	24	69	192	33
	88ST36206913	4834	5317	35.75	20	69	197	32
	88ST36246913	4920	5411	35.75	24	69	209	38
	88ST30208313	5235	5758	29.75	20	83	230	32.5
	88ST30248313	5348	6411	29.75	24	83	242	38.5
	88ST36208313	5535	6087	35.75	20	83	247	39
88ST36248313	5650	6214	35.75	24	83	269	46	

	88ST30206913Z	4920	5411	29.75	20	69	180	27
	88ST30246913Z	5006	5506	29.75	24	69	192	33
	88ST36206913Z	5118	5632	35.75	20	69	197	32
	88ST36246913Z	5264	5789	35.75	24	69	209	38
	88ST30208313Z	5520	6072	29.75	20	83	230	32.5
	88ST30248313Z	5636	6200	29.75	24	83	242	38.5
	88ST36208313Z	5821	6402	35.75	20	83	247	39
88ST36248313Z	5936	6531	35.75	24	83	269	46	

	88ST30206907	4187	4607	29.75	20	69	220	27
	88ST30246907	4289	4717	29.75	24	69	230	33
	88ST36206907	4445	4891	35.75	20	69	230	32
	88ST36246907	4546	5000	35.75	24	69	240	38
	88ST30208307	4574	5033	29.75	20	83	235	32.5
	88ST30248307	4673	5140	29.75	24	83	245	38.5
	88ST36208307	4845	5332	35.75	20	83	245	39
	88ST36248307	4947	5443	35.75	24	83	255	46

DIMENSION KEY

W - width
D - depth
H - height

CODE DESCRIPTION

03 - lateral file, remainder open
13 - 2 closed bookcase, remainder open
Z - back-painted glass
07 - 4 lateral file, remainder closed

STANDARD FINISHES

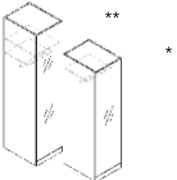
For a complete list of standard wood finishes, please see page 9.

ADESSO | WARDROBES

Description	Model	Oak Cherry Maple	Anigre Walnut	W	D	H	Shipping Weight	Cubic Feet
5 & 6 - Hi Single Width Wardrobe	88WR19246902L	3269	3595	18.75	24	69	132	20.5
	88WR19246902R	3269	3595	18.75	24	69	132	20.5
	88WR19248302L	3458	3803	18.75	24	83	153	20.5
	88WR19248302R	3458	3803	18.75	24	83	153	20.5



5 & 6 - Hi Single Width Wardrobe Back-Painted Glass doors	88WR19246902LZ	4145	4559	18.75	24	69	132	20.5
	88WR19246902RZ	4145	4559	18.75	24	69	132	20.5
	88WR19248302LZ	4402	4842	18.75	24	83	153	20.5
	88WR19248302RZ	4402	4842	18.75	24	83	153	20.5



ORDERING NOTES:

For optional door mounted mirror add "M" to the end of the item number and **\$218 list**.

5 & 6 Hi Full Width Wardrobe	88WR36246902	4904	5393	35.75	24	69	198	38
	88WR36248302	5134	5647	35.75	24	83	218	46



5 & 6 Hi Full Width Wardrobe, Back Painted Glass Doors	88WR36246902Z	6008	6609	35.75	24	69	198	38
	88WR36248302Z	6238	6862	35.75	24	83	218	46



ORDERING PROCEDURE

To order, please specify the following:

- 1) Krug product model number
- 2) Wood species and finish

CODE DESCRIPTION

- 02 - closed wardrobe
- L - hinged left
- R - hinged right
- Z - back-painted glass

STANDARD FINISHES

For a complete list of standard wood finishes, please see page 9.

STORAGE BOOKCASES

Shelves are adjustable in 1.25" increments.

LOCK OPTION

Locks are available on wood doors for an upcharge of **\$145 list** per lock. 24", 30" & 36" wardrobes require 2 locks.

Description	Model	Oak Cherry Maple	Anigre Walnut	W	D	H	Shipping Weight	Cubic Feet
5 & 6 Hi Wardrobe, Closed Shelves	88WR36246901	4095	4507	35.75	24	69	156	37.5
	88WR36246903	4095	4507	35.75	24	69	164	37.5
	88WR36248301	4292	4721	35.75	24	83	172	44.5
	88WR36248303	4292	4721	35.75	24	83	172	44.5



ORDERING NOTES:

Locks are available on wood doors for an upcharge of **\$145 list** per lock. Adesso wardrobes require 2 locks.

5 & 6 Hi Wardrobe, Closed Shelves, Back Painted Glass Doors	88WR36246901Z	4424	4867	35.75	24	69	156	37.5
	88WR36246903Z	4424	4867	35.75	24	69	164	37.5
	88WR36248301Z	4639	5106	35.75	24	83	172	44.5
	88WR36248303Z	4639	5106	35.75	24	83	172	44.5



5 & 6 Hi Wardrobe, 2 File & Closed Shelves	88WR36246914	5409	5949	35.75	24	69	182	37.5
	88WR36246915	5409	5949	35.75	24	69	182	37.5
	88WR36248314	5893	6483	35.75	24	83	212	44.5
	88WR36248315	5893	6483	35.75	24	83	212	44.5



ORDERING NOTES:

Box and pedestal file drawers are available with a soft-closing drawer option. Please add 'S' to the end of the model number and **add \$145**. e.g. 88ST36241316S.

5 & 6 Hi Wardrobe, 2 File & Closed Shelves Back Painted Glass Doors	88WR36246914Z	5843	6424	35.75	24	69	182	37.5
	88WR36246915Z	5843	6424	35.75	24	69	182	37.5
	88WR36248314Z	6366	7000	35.75	24	83	212	44.5
	88WR36248315Z	6366	7000	35.75	24	83	212	44.5



ORDERING NOTES:

Box and pedestal file drawers are available with a soft-closing drawer option. Please add 'S' to the end of the model number and **add \$145**. e.g. 88ST36241316S.

DIMENSION KEY

W - width
D - depth
H - height

CODE DESCRIPTION

01 - shelves/ wardrobe
03 - wardrobe/ shelves
14 - closed left shelves, 2 file drawers
closed right wardrobe.
15 - closed left shelves, 2 file drawers
closed right wardrobe.
Z - back-painted glass

STANDARD FINISHES

For a complete list of standard wood finishes, please see page 9.

STORAGE BOOKCASES

Shelves are adjustable in 1.25" increments.

LOCK OPTION

Locks are available on wood doors for an upcharge of **\$145 list** per lock. 24", 30" & 36" wardrobes require 2 locks.

ADESSO | MOBILE PEDESTALS & BENCHES

Description	Model	Oak Cherry Maple	Anigre Walnut	W	D	H	Shipping Weight	Cubic Feet
Mobile Pedestal, Box/Box/File	88MP16204F	2212	2433	16	20	27.75	82	5.75



Mobile Pedestal, File/File	88MP16204D	2035	2240	16	20	27.75	86	5.75
-------------------------------	------------	------	------	----	----	-------	----	------



ORDERING NOTES:

Box and pedestal file drawers are available with a soft-closing drawer option. Please add 'S' to the end of the model number and **add \$145** e.g. 88MP16204FS.

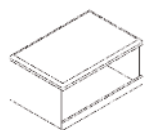
1 Hi Bench, Lateral File	88BN30201701	2268	2491	29.75	20	17	122	7
	88BN30241701	2296	2524	29.75	24	17	118	8.25
	88BN36201701*	2368	2605	35.75	30	17	134	8.25
	88BN36241701	2397	2636	35.75	24	17	132	9.75



1 Hi Bench, Closed Bookcase	88BN30201711	2410	2649	29.75	20	17	64	7
	88BN30241711	2439	2682	29.75	24	17	62	8.25
	88BN36201711*	2511	2761	35.75	20	17	76	8.25
	88BN36241711	2539	2794	35.75	24	17	84	9.75



1 Hi Bench, Open Bookcase	88BN30201717	2324	2556	29.75	20	17	54	7
	88BN30241717	2353	2587	29.75	24	17	62	8.25
	88BN36201717*	2397	2636	35.75	20	17	66	8.25
	88BN36241717	2424	2667	35.75	24	17	74	9.75



ORDERING PROCEDURE

To order, please specify the following:

- 1) Krug product model number
- 2) Wood species and finish

CODE DESCRIPTION

- 01 - shelves/ wardrobe
- 11 - closed bookcase
- 17 - open bookcase
- F - 2 box, 1 file drawer
- D - 2 file drawer

STANDARD FINISHES

For a complete list of standard wood finishes, please see page 9.

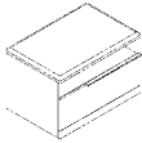
STORAGE BOOKCASES

Shelves are adjustable in 1.25" increments.

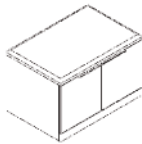
Description	Model	Oak Cherry Maple	Anigre Walnut	W	D	H	Shipping Weight	Cubic Feet
1.5 Hi Bench, Lateral Box/Lateral File	88BN30202316	2524	2778	29.75	20	23	147	9.25
	88BN30242316	2554	2808	29.75	24	23	153	11
	88BN36202316*	2611	2871	35.75	20	23	159	11
	88BN36242316	2655	2920	35.75	24	23	167	13



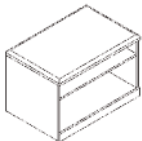
1.5 - Hi Bench Open/Lateral File	88BN30202315	2597	2856	29.75	20	23	137	9.25
	88BN30242315	2625	2887	29.75	24	23	143	11
	88BN36202315*	2669	2934	35.75	20	23	149	11
	88BN36242315	2754	3030	35.75	24	23	157	13



1.5 - Hi Bench Closed Bookcase	88BN30202311	2797	3079	29.75	20	23	92	9.25
	88BN30242311	2841	3123	29.75	24	23	96	11
	88BN36202311*	2896	3186	35.75	20	23	94	11
	88BN36242311	2941	3235	35.75	24	23	98	13



1.5 Hi Bench Open Bookcase	88BN30202317	2683	2950	29.75	20	23	82	9.25
	88BN30242317	2712	2983	29.75	24	23	86	11
	88BN36202317*	2782	3061	35.75	20	23	84	11
	88BN36242317	2825	3110	35.75	24	23	88	13



UPHOLSTERED CUSHION UPCHARGES FOR BENCHES:

COM and Grade 1 textiles can be specified at no upcharge. For Grade 2-9 textiles, use the chart below to find the upcharge and add it to the price of the bench. For Krug stocked and graded-in textiles, please see our textile cards Box and pedestal file drawers are available with a self-closing drawer option. Please add "S" to the end of the model number and **add \$145** list per pedestal. Lateral file drawers are not available with this option.

Bench Fabric Grades upcharges

	2	3	4	5	6	7	8	9
30" Bench	50	98	153	247	344	439	535	630
36" Bench	57	111	166	275	384	493	603	711

DIMENSION KEY

W - width
D - depth
H - height

CODE DESCRIPTION

11 - closed bookcase
15 - open, lateral fil
16 - lateral box, lateral file
17 - open bookcase

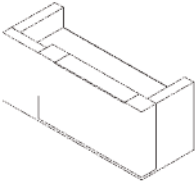
STANDARD FINISHES

For a complete list of standard wood finishes, please see page 9.

STORAGE BOOKCASES


Shelves are adjustable in 1.25" increments.

ADESSO | RECEPTION & ADMINISTRATIVE WORKSTATIONS

Description	Model	Oak Cherry Maple	Anigre Walnut	W	D	H	Shipping Weight	Cubic Feet	
	Stand Alone Desk	88GDS6036TCL	8544	9399	61.25	37.5	43.5	466	65.5
	with Offset	88GDS6036TCR	8544	9399	61.25	37.5	43.5	466	65.5
	Transaction Counter	88GDS6636TCL	8918	9810	67.25	37.5	43.5	506	71.5
		88GDS6636TCR	8918	9810	67.25	37.5	43.5	506	71.5
		88GDS7236TCL	9248	10172	73	37.5	43.5	544	78
		88GDS7236TCR	9248	10172	73	37.5	43.5	544	78
		88GDS7836TCL	9735	10708	79	37.5	43.5	584	84
		88GDS7836TCR	9735	10708	79	37.5	43.5	584	84
		88GDS8436TCL	9981	10976	85	37.5	43.5	621	90
		88GDS8436TCR	9981	10976	85	37.5	43.5	621	90
		88GDS9636TCL*	10409	11449	97	37.5	43.5	694	102.5
		88GDS9636TCR	10409	11449	97	37.5	43.5	694	102.5

ORDERING NOTES:

Please note that Transaction Counter comes standard in veneer. For a Transaction Counter with Palette finish add "P" to the end of the model number. e.g. 88GDS9636TCLP. Transaction Counters are available with a solid surface insert, to order this option please contact customer service for quote. Reception desk with Palette Transaction Counter and solid surface insert e.g. 88GDS9636TCLPS. Worksurfaces are 30" deep.

	Desk with Offset	88GDR6036TCL	7858	8642	61.25	37.5	43.5	466	65.5
	Transaction Counter	88GDL6036TCR	7858	8642	61.25	37.5	43.5	466	65.5
	for L&U Work Station	88GDR6636TCL	8131	8941	67.25	37.5	43.5	506	71.5
	Configurations	88GDL6636TCR	8131	8941	67.25	37.5	43.5	506	71.5
		88GDR7236TCL	8431	9273	73	37.5	43.5	544	78
		88GDL7236TCR	8131	8941	73	37.5	43.5	544	78
		88GDR7836TCL	8131	8941	79	37.5	43.5	584	84
		88GDL7836TCR	8732	9605	79	37.5	43.5	584	84
		88GDR8436TCL	9047	9954	85	37.5	43.5	621	90
		88GDL8436TCR	9047	9954	85	37.5	43.5	621	90
		88GDR9636TCL*	9363	10299	97	37.5	43.5	694	102.5
		88GDL9636TCR			97	37.5	43.5	694	102.5

ORDERING NOTES:

Please note that Transaction Counter comes standard in veneer. For a Transaction Counter with Palette finish add "P" to the end of the model number. e.g. 88GDS9636TCLP. Transaction Counters are available with a solid surface insert, to order this option please contact customer service for quote. Reception desk with Palette Transaction Counter and solid surface insert e.g. 88GDS9636TCLPS. Worksurfaces are 30" deep.

Modular Pedestals for Administrative/ Reception Stations	88P16284F*	1766	1940	15.75	28	28	74	9
	88P16284D	1766	1940	15.75	28	28	74	9



ORDERING NOTES:

Box and pedestal file drawers are available with a soft-closing drawer option. Please add 'S' to the end of the model number and add \$145. e.g. 88MP16204FS.

ORDERING PROCEDURE

To order, please specify the following:

- 1) Krug product model number
- 2) Wood species and finish

CODE DESCRIPTION

GD - gallery desk
 TC - transaction counter
 L - left handed position
 R - right handed position
 F - 2 box, 1 fil
 D - 2 fil


STANDARD FINISHES

For a complete list of standard wood finishes, please see page 9.

STORAGE BOOKCASES

Shelves are adjustable in 1.25" increments.

ADESSO | RECEPTION & ADMINISTRATIVE WORKSTATIONS

Description	Model	Oak		W	D	H	Shipping Weight	Cubic Feet
		Cherry Maple	Anigre Walnut					
	88GLW72L	3958	4354	71.5	6	42	142	15
	88GLW72R	4074	4481					
	88GLW78L	4074	4481	77.5	6	42	134	17.5
	88GLW78R	4187	4607					
	88GLW84L	4187	4607	83.5	6	42	168	18.5
	88GLW78R	4273	4699					
	88GLW86L	4273	4699	85.3	6	42	169	19
	88GLW86R	4374	4812					
	88GLW90L	4374	4812	89.5	6	42	178	19.5
	88GLW90R	4474	4922					
	88GLW92L	4474	4922	91.5	6	42	182	20
	88GLW92R*	4632	5095					
	88GLW96L	4632	5095	95.5	6	42	189	21
	88GLW96R	4732	5205					
	88GLW98L	4732	5205	97.5	6	42	193	21.5
	88GLW98R	4891	5379					
	88GLW102L	4891	5379	101.5	6	42	201	22.5
88GLW102R								

L Work Station Configuration	Linking Wall Size	Desk Worksurface Depth	Return Length
	72"	30"	42"
	78"	30"	48"
	84"	30"	54"
	90"	30"	60"
	96"	30"	66"
	102"	30"	72"

U Work Station Configuration	Linking Wall Size	Desk Worksurface Depth	Linking top Length	Credenza Worksurface Depth
	86"	30"	36"	20"
	90"	30"	36"	24"
	92"	30"	42"	20"
	96"	30"	42"	24"
	98"	30"	48"	20"
	102"	30"	48"	24"

DIMENSION KEY

W - width
D - depth
H - height

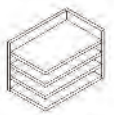




CODE DESCRIPTION

GLW- gallery linking wall
L - left handed position
R - right handed position

STANDARD FINISHES

For a complete list of standard wood finishes, please see page 9.

ADESSO | RECEPTION & ADMINISTRATIVE WORKSTATIONS

Description	Model	Oak		W	D	H	Shipping Weight	Cubic Feet	
		Cherry Maple	Anigre Walnut						
Paper Manager Units	88PMG16111204L	947	1041	16	11	12	20	2	
	88PMG16111204R*	947	1041	16	11	12	20	2	
									
Reception Linking Top	88GLT3624	869	956	35.75	24	-	33	2.5	
	88GLT4224	935	1029	41.75	24	-	38	.5 3	
	88GLT4824*	997	1099	47.75	24	-	44	3.25	
									
Reception Linking Runoffs for 3/4	88GLT60243L	1549	1704	56	24	-	60	4.5	
	88GLT60243R	1549	1704	56	24	-	60	4.5	
Height Credenzas	88GLT66243L	1680	1848	62	24	-	66	5	
	88GLT66243R	1680	1848	62	24	-	66	5	
	88GLT72243L*	1807	1988	68	24	-	71	5.5	
	88GLT72243R	1807	1988	68	24	-	71	5.5	
									
Return	88GRH4226L	5391	5931	71.75	26	41.5	264	16.5	
	88GRH4226R	5391	5931	71.75	26	41.5	264	16.5	
	88GRH4230L	5535	6074	71.75	30	41.5	273	17	
	88GRH4230R	5535	6074	71.75	30	41.5	273	17	
	88GRH4826L	5492	6032	77.75	26	41.5	283	18	
	88GRH4826R	5492	6032	77.75	26	41.5	283	18	
	88GRH4830L	5636	6175	77.75	30	41.5	293	18.5	
	88GRH4830R	5636	6175	77.75	30	41.5	293	18.5	
	88GRH5426L	5591	6132	83.75	26	41.5	303	19.5	
	88GRH5426R	5638	6132	83.75	26	41.5	303	19.5	
	88GRH5430L	5735	6273	83.75	30	41.5	314	20.25	
	88GRH5430R	5735	6273	83.75	30	41.5	314	20.25	
	88GRH6026L	5693	6232	89.75	26	41.5	322	21.25	
	88GRH6026R	5693	6232	89.75	26	41.5	322	21.25	
	88GRH6030L	5836	6374	89.75	30	41.5	334	21.75	
	88GRH6030R	5836	6374	89.75	30	41.5	334	21.75	
	88GRH6626L	5792	6332	95.75	26	41.5	342	22.5	
	88GRH6626R	5792	6332	95.75	26	41.5	342	22.5	
	88GRH6630L	5936	6474	95.75	30	41.5	354	23.25	
	88GRH6630R	5936	6474	95.75	30	41.5	354	23.25	
88GRH7226L	5893	6433	101.75	26	41.5	361	24.25		
88GRH7226R	5893	6433	101.75	26	41.5	361	24.25		
88GRH7230L	6036	6577	101.75	30	41.5	376	25		
88GRH7230R*	6036	6577	101.75	30	41.5	376	25		
									
Return with Gables	88GRHG4230L	6238	6862	71.75	30	41.5	292	19.5	
	88GRHG4230R	6238	6862	71.75	30	41.5	292	19.5	
	88GRHG4830L	6510	7161	77.75	30	41.5	315	24	
	88GRHG4830R	6510	7161	77.75	30	41.5	315	24	
	88GRHG6030L	6754	7429	89.75	30	41.5	356	28	
	88GRHG6030R	6754	7429	89.75	30	41.5	356	28	
	88GRHG7230L	7155	7870	101.75	30	41.5	396	32.5	
	88GRHG7230R*	7155	7870	101.75	30	41.5	396	32.5	
									

ORDERING PROCEDURE

To order, please specify the following:
 1) Krug product model number
 2) Wood species and finish


CODE DESCRIPTION

L - left handed position
 R - right handed position
 F - 2 box, 1 file
 D - 2 file

STANDARD FINISHES

For a complete list of standard wood finishes, please see page 9.

ADESSO | RECEPTION & ADMINISTRATIVE WORKSTATIONS

Description	Model	Oak	Anigre	W	D	H	Shipping Weight	Cubic Feet
		Cherry Maple	Walnut					
Single Pedestal	88GRH4226L4D	6582	7240	71.75	26	41.5	317	24
Return, continued	88GRH4226R4D	6582	7240	71.75	26	41.5	317	24
	88GRH4226L4F	6625	7287	71.75	26	41.5	317	24
	88GRH4226R4F	6625	7287	71.75	26	41.5	317	24
	88GRH4230L4D	6869	7556	71.75	30	41.5	328	25
	88GRH4230R4D	6869	7556	71.75	30	41.5	328	25
	88GRH4230L4F	6912	7602	71.75	30	41.5	328	25
	88GRH4230R4F	6912	7602	71.75	30	41.5	328	25
	88GRH4826L4D	6812	7492	77.75	26	41.5	337	26
	88GRH4826R4D	6812	7492	77.75	26	41.5	337	26
	88GRH4826L4F	6853	7539	77.75	26	41.5	337	26
	88GRH4826R4F	6853	7539	77.75	26	41.5	337	26
	88GRH4830L4D	7098	7807	77.75	30	41.5	349	28
	88GRH4830R4D	7098	7807	77.75	30	41.5	349	28
	88GRH4830L4F	7140	7856	77.75	30	41.5	349	28
	88GRH4830R4F	7140	7856	77.75	30	41.5	349	28
	88GRH5426L4D	7069	7776	83.75	26	41.5	356	27.25
	88GRH5426R4D	7069	7776	83.75	26	41.5	356	27.25
	88GRH5426L4F	7111	7822	83.75	26	41.5	356	27.25
	88GRH5426R4F	7111	7822	83.75	26	41.5	356	27.25
	88GRH5430L4D	7357	8092	83.75	30	41.5	369	29.25
	88GRH5430R4D	7357	8092	83.75	30	41.5	369	29.25
	88GRH5430L4F	7397	8138	83.75	30	41.5	369	29.25
	88GRH5430R4F	7397	8138	83.75	30	41.5	369	29.25
	88GRH6026L4D	7255	7981	89.75	26	41.5	376	30
	88GRH6026R4D	7255	7981	89.75	26	41.5	376	30
	88GRH6026L4F	7297	8029	89.75	26	41.5	376	30
	88GRH6026R4F	7297	8029	89.75	26	41.5	376	30
	88GRH6030L4D	7542	8295	89.75	30	41.5	389	32
	88GRH6030R4D	7542	8295	89.75	30	41.5	389	32
	88GRH6030L4F	7586	8343	89.75	30	41.5	389	32
	88GRH6030R4F	7586	8343	89.75	30	41.5	389	32
88GRH6626L4D	7442	8185	95.75	26	41.5	396	32	
88GRH6626R4D	7442	8185	95.75	26	41.5	396	32	
88GRH6626L4F	7486	8233	95.75	26	41.5	396	32	
88GRH6626R4F	7486	8233	95.75	26	41.5	396	32	
88GRH6630L4D	7730	8500	95.75	30	41.5	410	34	
88GRH6630R4D	7730	8500	95.75	30	41.5	410	34	
88GRH6630L4F	7771	8548	95.75	30	41.5	410	34	
88GRH6630R4F	7771	8548	95.75	30	41.5	410	34	
88GRH7226L4D	7657	8422	101.75	26	41.5	414	33.5	
88GRH7226R4D	7657	8422	101.75	26	41.5	414	33.5	
88GRH7226L4F	7700	8470	101.75	26	41.5	414	33.5	
88GRH7226R4F*	7700	8470	101.75	26	41.5	414	33.5	
88GRH7230L4D	7943	8737	101.75	30	41.5	429	35.5	
88GRH7230R4D	7943	8737	101.75	30	41.5	429	35.5	
88GRH7230L4F	7987	8785	101.75	30	41.5	429	35.5	
88GRH7230R4F	7987	8785	101.75	30	41.5	429	35.5	

ORDERING NOTES:

Box and pedestal file drawers are available with a soft-closing drawer option. Please add 'S' to the end of the model number and **add \$145** e.g. 88MP16204FS.

DIMENSION KEY

W - width
D - depth
H - height


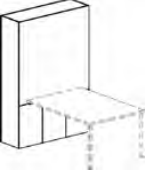
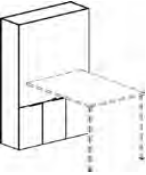
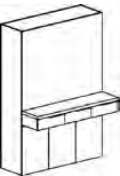
CODE DESCRIPTION

L - left handed position
R - right handed position
F - 2 box, 1 file
D - 2 file

STANDARD FINISHES

For a complete list of standard wood finishes, please see page 9.

ADESSO MEDIA HUB | 1 TV AREA

Description	Model	Oak		W	D	H	Shipping Weight	Cubic Feet
		Cherry Maple	Anigre Walnut					
 Media Hub, 1 TV Area no Runoff	88MH54187211S1	6044	6649	53.75	17.75	72	359	57.75
	88MH54188011S1	6225	6847	53.75	17.75	80	399	63.75
	88MH60187211S1*	6348	6984	59.75	17.75	72	385	63.5
	88MH60188011S1	6540	7193	59.75	17.75	80	437	70.25
 Media Hub, 1 TV Area, Desk Ht. Runoff	88MH54187211S14	6044	6649	53.75	17.75	72	359	57.75
	88MH54188011S14	6225	6847	53.75	17.75	80	399	63.75
	88MH60187211S14*	6348	6984	59.75	17.75	72	385	63.5
	88MH60188011S14	6540	7193	59.75	17.75	80	437	70.25
 Media Hub, 1 TV Area, Bar Ht. Runoff	88MH54187211S16	6044	6649	53.75	17.75	72	359	57.75
	88MH54188011S16	6225	6847	53.75	17.75	80	399	63.75
	88MH60187211S16*	6348	6984	59.75	17.75	72	385	63.5
	88MH60188011S16	6540	7193	59.75	17.75	80	437	70.25
 Media Hub, 1 TV Area, Drawers	88MH54187211S1B	8413	9254	53.75	17.75	72	359	57.75
	88MH54188011S1B	8593	9450	53.75	17.75	80	399	63.75
	88MH60187211S1B*	8792	9672	59.75	17.75	72	385	63.5
	88MH60188011S1B	8983	9881	59.75	17.75	80	437	70.25

ORDERING NOTES:

Please note that runoff tops and bases are sold separately, please see pages 98-100 for item numbers and pricing.

ORDERING PROCEDURE

To order, please specify the following:
 1) Krug product model number
 2) Wood species and finish

CODE DESCRIPTION

S1 - 1 TV area
 11 - closed bookcase
 B - drawer bank
 4 - use with desk height runoff
 6 - use with bar height runoff

STANDARD FINISHES

For a complete list of standard wood finishes, please see page 9.

ADESSO MEDIA HUB | 1 TV AREA, 1 HANG OVER PANEL

Description	Model	Oak		W	D	H	Shipping Weight	Cubic Feet
		Cherry Maple	Anigre Walnut					
Media Hub, 1 Hang-over Panel, 1 TV Area no Runoff	88MH54217211S1	7994	8792	53.75	20.75	72	442	65.25
	88MH54218011S1	8233	9056	53.75	20.75	80	493	72.25
	88MH60217211S1*	8495	9345	59.75	20.75	72	468	71.75
	88MH60218011S1	8750	9625	59.75	20.75	80	543	79.5



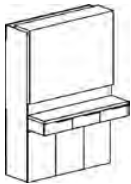
Media Hub, 1 Hang-over Panel, 1 TV Area no Runoff	88MH54217211S14	7994	8792	53.75	20.75	72	442	65.25
	88MH54218011S14	8233	9056	53.75	20.75	80	493	72.25
	88MH60217211S14*	8495	9345	59.75	20.75	72	468	71.75
	88MH60218011S14	8750	9625	59.75	20.75	80	543	79.5



Media Hub, 1 Hang-over Panel, 1 TV Area, Bar Ht. Runoff	88MH54217211S16	7994	8792	53.75	20.75	72	442	65.25
	88MH54218011S16	8233	9056	53.75	20.75	80	493	72.25
	88MH60217211S16*	8495	9345	59.75	20.75	72	468	71.75
	88MH60218011S16	8750	9625	59.75	20.75	80	543	79.5



Media Hub, 1 Hang-over Panel, 1 TV Area, Drawers	88MH54211011S1B	10363	11398	53.75	20.75	72	442	65.25
	88MH54218011S1B	10600	11661	53.75	20.75	80	493	72.25
	88MH60217211S1B*	10938	12033	59.75	20.75	72	468	71.75
	88MH60218011S1B	11191	12311	59.75	20.75	80	543	79.5



ORDERING NOTES:

Please note that runoff tops and bases are sold separately, please see pages 98-100 for item numbers and pricing. Hangover panel is available in veneer or palette. If not specified white palette is default.

DIMENSION KEY

W - width
D - depth
H - height

CODE DESCRIPTION

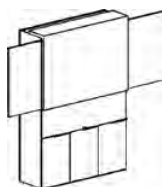
S1 - 1 TV area
11 - closed bookcase
B - drawer bank
4 - use with desk height runoff
6 - use with bar height runoff

STANDARD FINISHES

For a complete list of standard wood finishes, please see page 9.

ADESSO MEDIA HUB | 1 TV AREA, 1 HANG OVER PANEL, WHITE BOARD

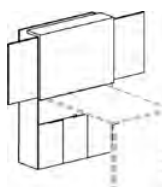
Description	Model	Oak Cherry Maple	Anigre Walnut	W	D	H	Shipping Weight	Cubic Feet
Media Hub, 1 Hang-over Panel with White Board, 1 TV Area, no Runoff	88MH54217211S1WB	9695	10664	53.75	20.75	72	455	65.25
	88MH54218011S1WB	9987	10986	53.75	20.75	80	506	72.25
	88MH60217211S1WB*	10650	11715	59.75	20.75	72	481	71.75
	88MH60218011S1WB	10969	12066	59.75	20.75	80	556	79.5



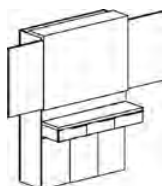
Media Hub, 1 Hang-over Panel with White Board, 1 TV Area, Desk Ht. Runoff	88MH54217211S1WB14	9695	10664	53.75	20.75	72	455	65.25
	88MH54218011S1WB14	9987	10986	53.75	20.75	80	506	72.25
	88MH60217211S1WB14*	10650	11715	59.75	20.75	72	481	71.75
	88MH60218011S1WB14	10969	12066	59.75	20.75	80	556	79.5



Media Hub, 1 Hang-over Panel with White Board, 1 TV Area, Bar Ht. Runoff	88MH54217211S1WB16	9695	10664	53.75	20.75	72	455	65.25
	88MH54218011S1WB16	9987	10986	53.75	20.75	80	506	72.25
	88MH60217211S1WB16*	10650	11715	59.75	20.75	72	481	71.75
	88MH60218011S1WB16	10969	12066	59.75	20.75	80	556	79.5



Media Hub, 1 Hang-over Panel with White Board, 1 TV Area, Drawers	88MH54221011S1WB1B	12064	13270	53.75	20.75	72	455	65.25
	88MH54218011S1WB1B	12355	13591	53.75	20.75	80	506	72.25
	88MH60217211S1WB1B*	13092	14401	59.75	20.75	72	481	71.75
	88MH60218011S1WB1B	13412	14752	59.75	20.75	80	556	79.5



ORDERING NOTES:

Please note that hangover tops and bases are sold separately, please see pages 98-100 for item numbers and pricing. Hangover panel is available in veneer or palette. If not specified white palette is default.

ORDERING PROCEDURE

To order, please specify the following:
 1) Krug product model number
 2) Wood species and finish

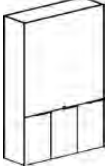
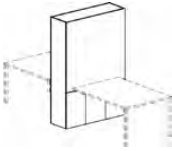
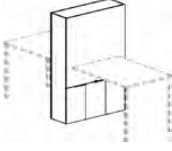
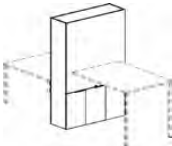
CODE DESCRIPTION

S1 - 1 TV area
 WB - white board
 11 - closed bookcase
 B - drawer bank
 4 - use with desk height runoff
 6 - use with bar height runoff

STANDARD FINISHES

For a complete list of standard wood finishes, please see page 9.

ADESSO MEDIA HUB | 1 TV AREA, 1 HANG OVER PANEL

Description	Model	Oak Cherry Maple	Anigre Walnut	W	D	H	Shipping Weight	Cubic Feet
Media Hub, 2 TV	88MH54187211S2	6134	6747	53.75	17.75	72	359	57.75
Areas no	88MH54188011S2	6318	6949	53.75	17.75	80	399	63.75
Runoff	88MH60187211S2*	6444	7089	59.75	17.75	72	385	63.5
	88MH60188011S2	6639	7303	59.75	17.75	80	437	70.25
								
Media Hub, 2 TV	88MH54187211S244	6134	6747	53.75	17.75	72	359	57.75
Areas, Desk Ht.	88MH54188011S244	6318	6949	53.75	17.75	80	399	63.75
Runoff	88MH60187211S244*	6444	7089	59.75	17.75	72	385	63.5
	88MH60188011S244	6639	7303	59.75	17.75	80	437	70.25
								
Media Hub, 2 TV	88MH54187211S266	6134	6747	53.75	17.75	72	359	57.75
Areas, Bar Ht.	88MH54188011S266	6318	6949	53.75	17.75	80	399	63.75
Runoff	88MH60187211S266*	6444	7089	59.75	17.75	72	385	63.5
	88MH60188011S266	6639	7303	59.75	17.75	80	437	70.25
								
Media Hub, 2 TV	88MH54187211S246	6134	6747	53.75	17.75	72	359	57.75
Areas, 1 Desk & 1	88MH54188011S246	6318	6949	53.75	17.75	80	399	63.75
Bar Ht. Runoff	88MH60187211S246*	6444	7089	59.75	17.75	72	385	63.5
	88MH60188011S246	6639	7303	59.75	17.75	80	437	70.25
								

ORDERING NOTES:

Please note that runoff tops and bases are sold separately, please see pages 98-100 for item numbers and pricing.

DIMENSION KEY

W - width
D - depth
H - height

CODE DESCRIPTION

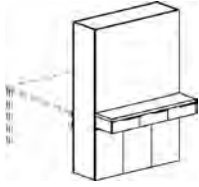
S1 - 1 TV area
S2 - 2 TV areas
WB - white board
11 - closed bookcase
B - drawer bank
4 - use with desk height runoff
6 - use with bar height runoff

STANDARD FINISHES

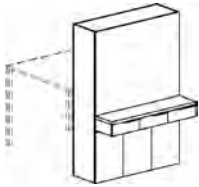
For a complete list of standard wood finishes, please see page 9.

ADESSO MEDIA HUB | 2 TV AREAS

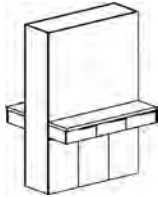
Description	Model	Oak		W	D	H	Shipping Weight	Cubic Feet
		Cherry Maple	Anigre Walnut					
Media Hub, 2 TV	88MH54187211S2B4	8505	9353	53.75	17.75	72	359	57.75
Areas, Drawers/Desk	88MH54188011S2B4	8686	9556	53.75	17.75	80	399	63.75
Ht. Runoff	88MH60187211S2B4*	8889	9776	59.75	17.75	72	385	63.5
	88MH60188011S2B4	9082	9989	59.75	17.75	80	437	70.25



Media Hub, 2 TV	88MH54187211S2B6	8505	9353	53.75	17.75	72	359	57.75
Areas, Drawers/Bar	88MH54188011S2B6	8686	9556	53.75	17.75	80	399	63.75
Ht. Runoff	88MH60187211S2B6*	8889	9776	59.75	17.75	72	385	63.5
	88MH60188011S2B6	9082	9989	59.75	17.75	80	437	70.25



Media Hub, 2 TV	88MH54187211S2BB	10872	11959	53.75	17.75	72	359	57.75
Areas, 2 Drawers	88MH54188011S2BB	11057	12163	53.75	17.75	80	399	63.75
	88MH60187211S2BB*	11330	12464	59.75	17.75	72	385	63.5
	88MH60188011S2BB	11522	12676	59.75	17.75	80	437	70.25



ORDERING NOTES:

Please note that runoff tops and bases are sold separately, please see pages 98-100 for item numbers and pricing.

ORDERING PROCEDURE

To order, please specify the following:

- 1) Krug product model number
- 2) Wood species and finish

CODE DESCRIPTION

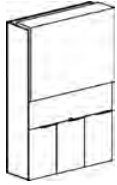
- S1 - 1 TV area
- S2 - 2 TV areas
- WB - white board
- 11 - closed bookcase
- B - drawer bank
- 4 - use with desk height runoff
- 6 - use with bar height runoff

STANDARD FINISHES

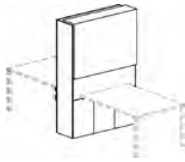
For a complete list of standard wood finishes, please see page 9.

ADESSO MEDIA HUB | 2 TV AREAS, 1 HANG OVER PANEL

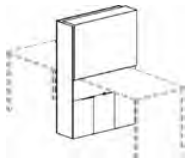
Description	Model	Oak Cherry Maple	Anigre Walnut	W	D	H	Shipping Weight	Cubic Feet
Media Hub, 1 Hang- over Panel, 2 TV Areas no Runoff	88MH54217211S2	10033	11037	53.75	20.75	72	442	65.25
	88MH54218011S2	10335	11369	53.75	20.75	80	493	72.25
	88MH60217211S2*	10650	11715	59.75	20.75	72	468	71.75
	88MH60218011S2	10969	12066	59.75	20.75	80	543	79.5



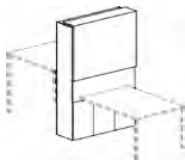
Media Hub, 1 Hang- over Panel, 2 TV Areas, Desk Ht. Runoff	88MH54217211S244	10033	11037	53.75	20.75	72	442	65.25
	88MH54218011S244	10335	11369	53.75	20.75	80	493	72.25
	88MH60217211S244*	10650	11715	59.75	20.75	72	468	71.75
	88MH60218011S244	10969	12066	59.75	20.75	80	543	79.5



Media Hub, 1 Hang- over Panel, 2 TV Areas, Bar Ht. Runoff	88MH54217211S266	10033	11037	53.75	20.75	72	442	65.25
	88MH54218011S266	10335	11369	53.75	20.75	80	493	72.25
	88MH60217211S266*	10650	11715	59.75	20.75	72	468	71.75
	88MH60218011S266	10969	12066	59.75	20.75	80	543	79.5



Media Hub, 1 Hang- over Panel, 2 TV Areas, Desk Ht./ Bar Ht. Runoff	88MH54217211S246	10033	11037	53.75	20.75	72	442	65.25
	88MH54218011S246	10335	11369	53.75	20.75	80	493	72.25
	88MH60217211S246*	10650	11715	59.75	20.75	72	468	71.75
	88MH60218011S246	10969	12066	59.75	20.75	80	543	79.5



ORDERING NOTES:

Please note that runoff tops and bases are sold separately, please see pages 98-100 for item numbers and pricing. Hangover panel is available in veneer or palette. If not specified white palette is default.

DIMENSION KEY

W - width
D - depth
H - height

CODE DESCRIPTION

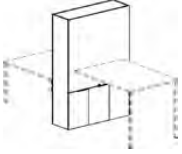
S2 - 2 TV areas
11 - closed bookcase
B - drawer bank
4 - use with desk height runoff
6 - use with bar height runoff

STANDARD FINISHES

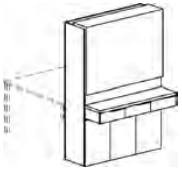
For a complete list of standard wood finishes, please see page 9.

ADESSO MEDIA HUB | 2 TV AREAS, 1 HANG OVER PANEL

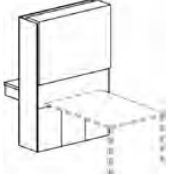
Description	Model	Oak Cherry Maple	Anigre Walnut	W	D	H	Shipping Weight	Cubic Feet
Media Hub, 1 Hang-over Panel, 2 TV	88MH54217211S264	10033	11037	53.75	20.75	72	442	65.25
Areas, Bar Ht./ Desk	88MH54218011S264	10335	10579	53.75	20.75	80	493	72.25
Ht. Runoff	88MH60217211S264*	10650	11715	59.75	20.75	72	468	71.75
	88MH60218011S264	10969	12066	59.75	20.75	80	543	79.5



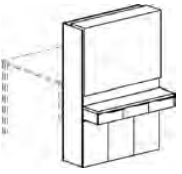
Media Hub, 1 Hang-over Panel, 2 TV	88MH54217211S2B4	12401	13641	53.75	20.75	72	442	65.25
Areas, Drawers/	88MH54218011S2B4	12705	13973	53.75	20.75	80	493	72.25
Desk Ht. Runoff	88MH60217211S2B4*	13092	14401	59.75	20.75	72	468	71.75
	88MH60218011S2B4	13412	14752	59.75	20.75	80	543	79.5



Media Hub, 1 Hang-over Panel, 2 TV	88MH54217211S24B	12401	13641	53.75	20.75	72	442	65.25
Areas, Desk	88MH54218011S24B	12705	13973	53.75	20.75	80	493	72.25
Ht. Runoff/Drawers	88MH60217211S24B*	13092	14401	59.75	20.75	72	468	71.75
	88MH60218011S24B	13412	14752	59.75	20.75	80	543	79.5



Media Hub, 1 Hang-over Panel, 2 TV	88MH54217211S2B6	12401	13405	53.75	20.75	72	442	65.25
Areas, Drawers/ Bar	88MH54218011S2B6	12705	13738	53.75	20.75	80	493	72.25
Ht. Runoff	88MH60217211S2B6*	13092	14158	59.75	20.75	72	468	71.75
	88MH60218011S2B6	13412	14509	59.75	20.75	80	543	79.5



ORDERING NOTES:

Please note that runoff tops and bases are sold separately, please see pages 98-100 for item numbers and pricing. Hangover panel is available in veneer or palette. If not specified white palette is default.

ORDERING PROCEDURE

To order, please specify the following:
 1) Krug product model number
 2) Wood species and finish

CODE DESCRIPTION

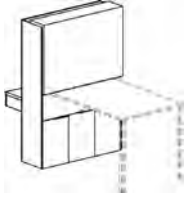
S2 - 2 TV areas
 WB - white board
 11 - closed bookcase
 B - drawer bank
 4 - use with desk height runoff
 6 - use with bar height runoff

STANDARD FINISHES

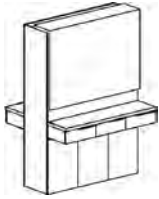
For a complete list of standard wood finishes, please see page 9.

ADESSO MEDIA HUB | 2 TV AREAS, 1 HANG OVER PANEL

Description	Model	Oak Cherry Maple	Anigre Walnut	W	D	H	Shipping Weight	Cubic Feet
Media Hub, 1 Hang- over Panel, 2 TV Areas, Bar Ht. Runoff/Drawers	88MH54217211S26B	12401	13405	53.75	20.75	72	442	65.25
	88MH54218011S26B	12705	13738	53.75	20.75	80	493	72.25
	88MH60217211S26B*	13092	14158	59.75	20.75	72	468	71.75
	88MH60218011S26B	13412	14509	59.75	20.75	80	543	79.5



Media Hub, 1 Hang- over Panel, 2 TV Areas, 2 Drawers	88MH54217211S2BB	14771	16247	53.75	20.75	72	442	65.25
	88MH54218011S2BB	15072	16580	53.75	20.75	80	493	72.25
	88MH60217211S2BB*	15536	17088	59.75	20.75	72	468	71.75
	88MH60218011S2BB	15855	17440	59.75	20.75	80	543	79.5



ORDERING NOTES:

Please note that runoff tops and bases are sold separately, please see pages 98-100 for item numbers and pricing. Hangover panel is available in veneer or palette. If not specified white palette is default.

DIMENSION KEY

W - width
D - depth
H - height

CODE DESCRIPTION

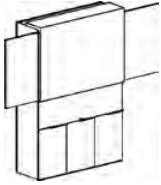
S2 - 2 TV areas
WB - white board
11 - closed bookcase
B - drawer bank
4 - use with desk height runoff
6 - use with bar height runoff

STANDARD FINISHES

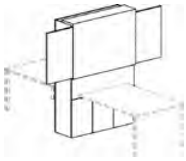
For a complete list of standard wood finishes, please see page 9.

ADESSO MEDIA HUB | 2 TV AREAS, 1 HANG OVER PANEL, WHITE BOARD

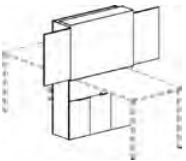
Description	Model	Oak		W	D	H	Shipping Weight	Cubic Feet
		Cherry Maple	Anigre Walnut					
Media Hub, 1 Hang-over Panel with White Board, 2 TV Areas no Runoff	88MH54217211S2WB	11736	12911	53.75	20.75	72	455	65.25
	88MH54218011S2WB	12089	13298	53.75	20.75	80	506	72.25
	88MH60217211S2WB*	12354	13590	59.75	20.75	72	481	71.75
	88MH60218011S2WB	12723	13997	59.75	20.75	80	556	79.5



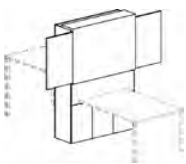
Media Hub, 1 Hang-over Panel with White Board, 2 TV Areas, Desk Ht. Runoff	88MH54217211S244WB	11736	12911	53.75	20.75	72	455	65.25
	88MH54218011S244WB	12089	13298	53.75	20.75	80	506	72.25
	88MH60217211S244WB*	12354	13590	59.75	20.75	72	481	71.75
	88MH60218011S244WB	12723	13997	59.75	20.75	80	556	79.5



Media Hub, 1 Hang-over Panel with White Board, 2 TV Areas, Bar Ht. Runoff	88MH54217211S266WB	11736	12911	53.75	20.75	72	455	65.25
	88MH54218011S266WB	12089	13298	53.75	20.75	80	506	72.25
	88MH60217211S266WB*	12354	13590	59.75	20.75	72	481	71.75
	88MH60218011S266WB	12723	13997	59.75	20.75	80	556	79.5



Media Hub, 1 Hang-over Panel with White Board, 2 TV Areas, Desk Ht./ Bar Ht. Runoff	88MH54217211S246WB	11736	12911	53.75	20.75	72	455	65.25
	88MH54218011S246WB	12089	13298	53.75	20.75	80	506	72.25
	88MH60217211S246WB*	12354	13590	59.75	20.75	72	481	71.75
	88MH60218011S246WB	12723	13997	59.75	20.75	80	556	79.5



ORDERING NOTES:

Please note that runoff tops and bases are sold separately, please see pages 98-100 for item numbers and pricing. Hangover panel is available in veneer or palette. If not specified white palette is default.

ORDERING PROCEDURE

To order, please specify the following:
 1) Krug product model number
 2) Wood species and finish

CODE DESCRIPTION

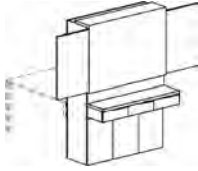
S2 - 2 TV areas
 WB - white board
 11 - closed bookcase
 B - drawer bank
 4 - use with desk height runoff
 6 - use with bar height runoff

STANDARD FINISHES

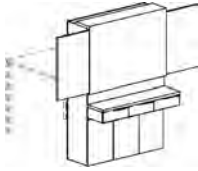
For a complete list of standard wood finishes, please see page 9.

ADESSO MEDIA HUB | 2 TV AREAS, 1 HANG OVER PANEL, WHITE BOARD

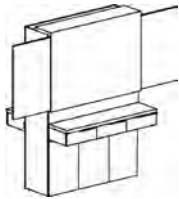
Description	Model	Oak Cherry Maple	Anigre Walnut	W	D	H	Shipping Weight	Cubic Feet
Media Hub, 1 Hang-over Panel with White Board, 2 TV Areas, Drawers/Desk Ht. Runoff	88MH54217211S2B4WB	14107	15515	53.75	20.75	72	455	65.25
	88MH54218011S2B4WB	14459	15902	53.75	20.75	80	506	72.25
	88MH60217211S2B4WB*	14796	16276	59.75	20.75	72	481	71.75
	88MH60218011S2B4WB	15167	16684	59.75	20.75	80	556	79.5



Media Hub, 1 Hang-over Panel with White Board, 2 TV Areas, Drawers/Bar Ht. Runoff	88MH54217211S2B6WB	14107	15515	53.75	20.75	72	455	65.25
	88MH54218011S2B6WB	14459	15902	53.75	20.75	80	506	72.25
	88MH60217211S2B6WB*	14796	16276	59.75	20.75	72	481	71.75
	88MH60218011S2B6WB	15167	16684	59.75	20.75	80	556	79.5



Media Hub, 1 Hang-over Panel with White Board, 2 TV Areas & 2 Drawers	88MH54217211S2BBWB	16474	18121	53.75	20.75	72	455	65.25
	88MH54218011S2BBWB	16826	18509	53.75	20.75	80	506	72.25
	88MH60217211S2BBWB*	17239	18964	59.75	20.75	72	481	71.75
	88MH60218011S2BBWB	17609	19370	59.75	20.75	80	556	79.5



ORDERING NOTES:

Please note that runoff tops and bases are sold separately, please see pages 98-100 for item numbers and pricing. Hangover panel is available in veneer or palette. If not specified white palette is default.

DIMENSION KEY

W - width
D - depth
H - height

CODE DESCRIPTION

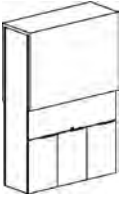
S2 - 2 TV areas
WB - white board
11 - closed bookcase
B - drawer bank
4 - use with desk height runoff
6 - use with bar height runoff

STANDARD FINISHES

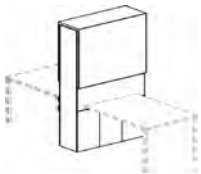
For a complete list of standard wood finishes, please see page 9.

ADESSO MEDIA HUB | 2 HANG OVER PANELS, 2 TV AREAS

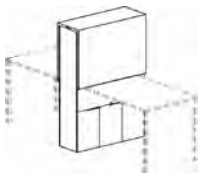
Description	Model	Oak Cherry Maple	Anigre Walnut	W	D	H	Shipping Weight	Cubic Feet
Media Hub, 2 Hang-over Panels, 2 TV Areas no Runoff	88MH54247211S2	10033	11037	53.75	23.75	72	532	72.75
	88MH54248011S2	10335	11369	53.75	23.75	80	594	80.75
	88MH60247211S2*	10650	11715	59.75	23.75	72	558	80.25
	88MH60248011S2	10969	12066	59.75	23.75	80	656	89



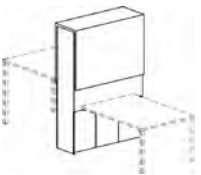
Media Hub, 2 Hang-over Panels, 2 TV Areas, Desk Ht. Runoff	88MH54247211S244	10033	11037	53.75	23.75	72	532	72.75
	88MH54248011S244	10335	11369	53.75	23.75	80	594	80.75
	88MH60247211S244*	10650	11715	59.75	23.75	72	558	80.25
	88MH60248011S244	10969	12066	59.75	23.75	80	656	89



Media Hub, 2 Hang-over Panels, 2 TV Areas, Bar Ht. Runoff	88MH54247211S266	10033	11037	53.75	23.75	72	532	72.75
	88MH54248011S266	10335	11369	53.75	23.75	80	594	80.75
	88MH60247211S266*	10650	11715	59.75	23.75	72	558	80.25
	88MH60248011S266	10969	12066	59.75	23.75	80	656	89



Media Hub, 2 Hang-over Panels, 2 TV Areas, Desk Ht. & Bar Ht. Runoff	88MH54247211S246	10033	11037	53.75	23.75	72	532	72.75
	88MH54248011S246	10335	11369	53.75	23.75	80	594	80.75
	88MH60247211S246*	10650	11715	59.75	23.75	72	558	80.25
	88MH60248011S246	10969	12066	59.75	23.75	80	656	89



ORDERING NOTES:

Please note that runoff tops and bases are sold separately, please see pages 98-100 for item numbers and pricing. Hangover panel is available in veneer or palette. If not specified white palette is default.

ORDERING PROCEDURE

To order, please specify the following:
 1) Krug product model number
 2) Wood species and finish

CODE DESCRIPTION

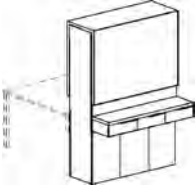
S2 - 2 TV areas
 WB - white board
 11 - closed bookcase
 B - drawer bank
 4 - use with desk height runoff
 6 - use with bar height runoff

STANDARD FINISHES

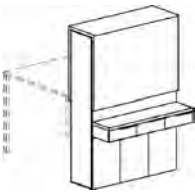
For a complete list of standard wood finishes, please see page 9.

ADESSO MEDIA HUB | 2 HANG OVER PANELS, 2 TV AREAS

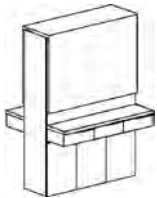
Description	Model	Oak		W	D	H	Shipping Weight	Cubic Feet
		Cherry Maple	Anigre Walnut					
Media Hub, 2 Hang-over Panels, 2 TV Areas, Drawers/ Desk Ht. Runoff	88MH54247211S2B4	12401	13641	53.75	23.75	72	532	72.75
	88MH54248011S2B4	12705	13973	53.75	23.75	80	594	80.75
	88MH60247211S2B4*	13092	14401	59.75	23.75	72	558	80.25
	88MH60248011S2B4	13412	14752	59.75	23.75	80	656	89



Media Hub, 2 Hang-over Panels, 2 TV Areas, Drawers/ Bar Ht. Runoff	88MH54247211S2B6	12401	13641	53.75	23.75	72	532	72.75
	88MH54248011S2B6	12705	13973	53.75	23.75	80	594	80.75
	88MH60247211S2B6*	13092	14401	59.75	23.75	72	558	80.25
	88MH60248011S2B6	13412	14752	59.75	23.75	80	656	89



Media Hub, 2 Hang-over Panels, 2 TV Areas, 2 Drawers	88MH54247211S2BB	14771	16247	53.75	23.75	72	532	72.75
	88MH54248011S2BB	15072	16580	53.75	23.75	80	594	80.75
	88MH60247211S2BB*	15536	17088	59.75	23.75	72	558	80.25
	88MH60248011S2BB	15855	17440	59.75	23.75	80	656	89



ORDERING NOTES:

Please note that runoff tops and bases are sold separately, please see pages 98-100 for item numbers and pricing. Hangover panel is available in veneer or palette. If not specified white palette is default.

DIMENSION KEY

W - width
D - depth
H - height

CODE DESCRIPTION

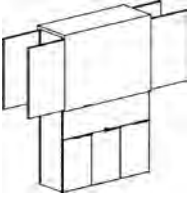
S2 - 2 TV areas
WB - white board
11 - closed bookcase
B - drawer bank
4 - use with desk height runoff
6 - use with bar height runoff

STANDARD FINISHES

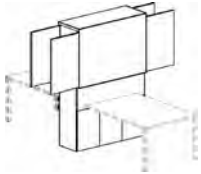
For a complete list of standard wood finishes, please see page 9.

ADESSO MEDIA HUB | 2 HANG OVER PANELS, WHITE BOARD

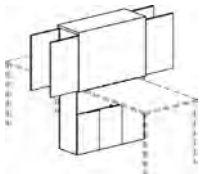
Description	Model	Oak		W	D	H	Shipping Weight	Cubic Feet
		Cherry Maple	Anigre Walnut					
Media Hub, 2 Hang-over Panels with White Board, 2 TV Areas no Runoff	88MH54247211S2WB	11736	12911	53.75	23.75	72	559	72.75
	88MH54248011S2WB	12089	13298	53.75	23.75	80	621	80.75
	88MH60247211S2WB*	12354	13590	59.75	23.75	72	585	80.25
	88MH60248011S2WB	12723	13997	59.75	23.75	80	683	89



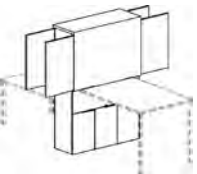
Media Hub, 2 Hang-over Panels with White Board, 2 TV Areas/ Desk Ht. Runoff	88MH54247211S244WB	11736	12911	53.75	23.75	72	559	72.75
	88MH54248011S244WB	12089	13298	53.75	23.75	80	621	80.75
	88MH60247211S244WB*	12354	13590	59.75	23.75	72	585	80.25
	88MH60248011S244WB	12723	13997	59.75	23.75	80	683	89



Media Hub, 2 Hang-over Panels with White Board, 2 TV Areas, Bar Ht. Runoff	88MH54247241S266WB	11736	11736	53.75	23.75	72	559	72.75
	88MH54248011S266WB	12089	12089	53.75	23.75	80	621	80.75
	88MH60247241S266WB*	12354	12354	59.75	23.75	72	585	80.25
	88MH60248011S266WB	12723	12723	59.75	23.75	80	683	89



Media Hub, 2 Hang-over Panels with White Board, 2 TV Areas, Desk Ht. & Bar Ht. Runoff	88MH54247241S246WB	11736	12911	53.75	23.75	72	559	72.75
	88MH54248011S246WB	12089	13298	53.75	23.75	80	621	80.75
	88MH60247211S246WB*	12354	13590	59.75	23.75	72	585	80.25
	88MH60248011S246WB	12723	13997	59.75	23.75	80	683	89



ORDERING NOTES:

Please note that runoff tops and bases are sold separately, please see pages 98-100 for item numbers and pricing. Hangover panel is available in veneer or palette. If not specified white palette is default.

ORDERING PROCEDURE

To order, please specify the following:

- 1) Krug product model number
- 2) Wood species and finish

CODE DESCRIPTION

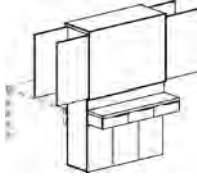
S2 - 2 TV areas
 WB - white board
 11 - closed bookcase
 B - drawer bank
 4 - use with desk height runoff
 6 - use with bar height runoff

STANDARD FINISHES

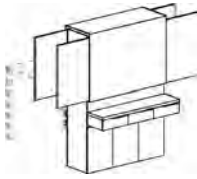
For a complete list of standard wood finishes, please see page 9.

ADESSO MEDIA HUB | 2 HANG OVER PANELS, WHITE BOARD

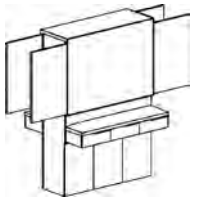
Description	Model	Oak		W	D	H	Shipping Weight	Cubic Feet
		Cherry Maple	Anigre Walnut					
Media Hub, 2 Hang-over Panels with White Board, 2 TV Areas, Drawers/ Desk Ht. Runoff	88MH54247211S2B4WB	14107	15515	53.75	23.75	72	559	72.75
	88MH54248011S2B4WB	14459	15902	53.75	23.75	80	621	80.75
	88MH60247211S2B4WB*	14796	16276	59.75	23.75	72	585	80.25
	88MH60248011S2B4WB	15167	16684	59.75	23.75	80	683	89



Media Hub, 2 Hang-over Panels with White Board, 2 TV Areas, Drawers/ Bar Ht. Runoff	88MH54247211S2B6WB	14107	15515	53.75	23.75	72	559	72.75
	88MH54248011S2B6WB	14459	15902	53.75	23.75	80	621	80.75
	88MH60247211S2B6WB*	14796	16276	59.75	23.75	72	585	80.25
	88MH60248011S2B6WB	15167	16684	59.75	23.75	80	683	89



Media Hub, 2 Hang-over Panels with White Board, 2 TV Areas, 2 Drawers	88MH54247211S2BBWB	16474	18121	53.75	23.75	72	559	72.75
	88MH54248011S2BBWB	16826	18509	53.75	23.75	80	621	80.75
	88MH60247211S2BBWB*	17239	18964	59.75	23.75	72	585	80.25
	88MH60248011S2BBWB	17609	19370	59.75	23.75	80	683	89



ORDERING NOTES:

Please note that runoff tops and bases are sold separately, please see pages 98-100 for item numbers and pricing. Hangover panel is available in veneer or palette. If not specified white palette is default.

DIMENSION KEY

W - width
D - depth
H - height



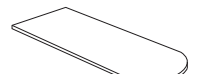

CODE DESCRIPTION

S2 - 2 TV areas
WB - white board
11 - closed bookcase
B - drawer bank
4 - use with desk height runoff
6 - use with bar height runoff

STANDARD FINISHES

For a complete list of standard wood finishes, please see page 9.

ADESSO MEDIA HUB | DESK HEIGHT RUNOFF TOPS

Description	Model	Oak			W	D	H	Shipping Weight	Cubic Feet
		Cherry Maple	Anigre Walnut	Laminate					
 Desk Height, Rectangular Runoff Top	88MHR60364	1778	1957	1778	59.5	35.75	29.5	85	5
	88MHR60424	1887	2074	1887	59.5	41.75	29.5	98	6
	88MHR66364	1829	2010	1829	65.5	35.75	29.5	93	5.5
	88MHR66424	1939	2134	1939	65.5	41.75	29.5	106	6.5
	88MHR72364	1877	2064	1877	71.5	35.75	29.5	100	6
	88MHR72424	1990	2190	1990	71.5	41.75	29.5	115	7
	88MHR78364	2059	2264	2059	77.5	35.75	29.5	108	6.5
	88MHR78424	2182	2400	2182	77.5	41.75	29.5	118	7.5
	88MHR84364	2107	2317	2107	83.5	35.75	29.5	115	7
	88MHR84424	2543	2797	2543	83.5	41.75	29.5	135	8
88MHR96364	2516	2769	2516	95.5	35.75	29.5	140	7.5	
88MHR96424	2662	2930	2662	95.5	41.75	29.5	160	9	
 Desk Height, Arc Runoff Top	88MHAR60364	1882	2069	1882	59.5	35.75	29.5	85	5
	88MHAR60424	1988	2188	1988	59.5	41.75	29.5	98	6
	88MHAR66364	1924	2116	1924	65.5	35.75	29.5	93	5.5
	88MHAR66424	2033	2236	2033	65.5	41.75	29.5	106	6.5
	88MHAR72364	1967	2165	1967	71.5	35.75	29.5	100	6
	88MHAR72424	2081	2289	2081	71.5	41.75	29.5	115	7
	88MHAR78364	2336	2569	2336	77.5	35.75	29.5	108	6.5
	88MHAR78424	2438	2679	2438	77.5	41.75	29.5	118	7.5
	88MHAR84364	2714	2986	2714	83.5	35.75	29.5	115	7
	88MHAR84424	2865	3151	2865	83.5	41.75	29.5	135	8
88MHAR96364	3195	3513	3195	95.5	35.75	29.5	140	7.5	
88MHAR96424	3367	3705	3367	95.5	41.75	29.5	160	9	
 Desk Height, Bullet Runoff Top	88MHR60364	1882	2069	1882	59.5	35.75	29.5	85	5
	88MHR60424	1988	2188	1988	59.5	41.75	29.5	98	6
	88MHR66364	1924	2116	1924	65.5	35.75	29.5	93	5.5
	88MHR66424	2033	2236	2033	65.5	41.75	29.5	106	6.5
	88MHR72364	1967	2165	1967	71.5	35.75	29.5	100	6
	88MHR72424	2081	2289	2081	71.5	41.75	29.5	115	7
	88MHR78364	2336	2569	2336	77.5	35.75	29.5	108	6.5
	88MHR78424	2436	2679	2436	77.5	41.75	29.5	118	7.5
	88MHR84364	2714	2986	2714	83.5	35.75	29.5	115	7
	88MHR84424	2865	3151	2865	83.5	41.75	29.5	135	8
88MHR96364	3195	3513	3195	95.5	35.75	29.5	140	7.5	
88MHR96424	3367	3705	3367	95.5	41.75	29.5	160	9	
ORDERING NOTES: Please note that 2" Square Metal legs cannot be specified with the Bullet Runoff top.									
 Desk Height, VISIO Runoff Top	88MHVR6036-424	2017	2218	2017	59.5	35.75	29.5	98	6
	88MHVR6042-484	2130	2342	2130	59.5	41.75	29.5	110	6.5
	88MHVR6636-424	2069	2277	2069	65.5	35.75	29.5	106	6.5
	88MHVR6642-484	2186	2404	2186	65.5	41.75	29.5	120	7
	88MHVR7236-424	2121	2332	2121	71.5	35.75	29.5	115	7
	88MHVR7242-484	2241	2464	2241	71.5	41.75	29.5	130	7.5
	88MHVR7836-424	2430	2672	2430	77.5	35.75	29.5	118	7.5
	88MHVR7842-484	2533	2785	2533	77.5	41.75	29.5	145	8
	88MHVR8436-424	2822	3105	2822	83.5	35.75	29.5	135	8
	88MHVR8442-484	2980	3276	2980	83.5	41.75	29.5	155	9
88MHVR9636-424	3322	3654	3322	95.5	35.75	29.5	160	9	
88MHVR9642-484	3503	3850	3503	95.5	35.75	29.5	175	10	

ORDERING PROCEDURE

To order, please specify the following:
 1) Krug product model number
 2) Wood species and finish





STANDARD FINISHES

For a complete list of standard wood finishes, please see page 9.

GROMMETS

One wiring grommet in standard position is optional at no charge. See page 12 for more information.

ADESSO MEDIA HUB | BAR HEIGHT RUNOFFS

Description	Model	Oak	Anigre	Laminate	W	D	H	Shipping Weight	Cubic Feet
		Cherry Maple	Walnut						
Bar Height, Rectangular Runoff 	88MHR60366	1778	1957	1778	59.5	35.75	29.5	85	5.25
	88MHR60426	1887	2074	1887	59.5	41.75	29.5	98	5.75
	88MHR66366	1829	2010	1829	65.5	35.75	29.5	93	5.5
	88MHR66426	1939	2134	1939	65.5	41.75	29.5	106	6.5
	88MHR72366	1877	2064	1877	71.5	35.75	29.5	100	6
	88MHR72426	1990	2190	1990	71.5	41.75	29.5	115	7
	88MHR78366	2059	2264	2059	77.5	35.75	29.5	108	6.5
	88MHR78426	2182	2400	2182	77.5	41.75	29.5	118	7.5
	88MHR84366	2107	2317	2107	83.5	35.75	29.5	115	7
	88MHR84426	2543	2797	2543	83.5	41.75	29.5	135	8
	88MHR96366	2516	2769	2516	95.5	35.75	29.5	140	8
	88MHR96426	2662	2930	2662	95.5	41.75	29.5	160	9
	Bar Height, Arc Runoff 	88MHAR60366	1882	2069	1882	59.5	35.75	41.5	85
88MHAR60426		1988	2188	1988	59.5	41.75	41.5	98	5.75
88MHAR66366		1924	2116	1924	65.5	35.75	41.5	93	5.5
88MHAR66426		2033	2236	2033	65.5	41.75	41.5	106	6.5
88MHAR72366		1967	2165	1967	71.5	35.75	41.5	100	6
88MHAR72426		2081	2289	2081	71.5	41.75	41.5	115	7
88MHAR78366		2336	2569	2336	77.5	35.75	41.5	108	6.5
88MHAR78426		2438	2679	2438	77.5	41.75	41.5	118	7.5
88MHAR84366		2714	2986	2714	83.5	35.75	41.5	115	7
88MHAR84426		2865	3151	2865	83.5	41.75	41.5	135	8
88MHAR96366		3195	3513	3195	95.5	35.75	41.5	140	8
88MHAR96426		3367	3705	3367	95.5	41.75	41.5	160	9
Bar Height, Bullet Runoff 		88MHBR60366	1882	2069	1882	59.5	35.75	41.5	85
	88MHBR60426	1988	2188	1988	59.5	41.75	41.5	98	5.75
	88MHBR66366	1924	2116	1924	65.5	35.75	41.5	93	5.5
	88MHBR66426	2033	2236	2033	65.5	41.75	41.5	106	6.5
	88MHBR72366	1967	2165	1967	71.5	35.75	41.5	100	6
	88MHBR72426	2081	2289	2081	71.5	41.75	41.5	115	7
	88MHBR78366	2336	2569	2336	77.5	35.75	41.5	108	6.5
	88MHBR78426	2436	2679	2436	77.5	41.75	41.5	118	7.5
	88MHBR84366	2714	2986	2714	83.5	35.75	41.5	115	7
	88MHBR84426	2865	3151	2865	83.5	41.75	41.5	135	8
	88MHBR96366	3195	3513	3195	95.5	35.75	41.5	140	8
	88MHBR96426	3367	3705	3367	95.5	41.75	41.5	160	9
	Bar Height, Visio Runoff 	88MHVR6036-426	2017	2218	2017	59.5	35.75	41.5	98
88MHVR6042-486		2130	2342	2130	59.5	41.75	41.5	110	6.5
88MHVR6636-426		2069	2277	2069	65.5	35.75	41.5	106	6.5
88MHVR6642-486		2186	2404	2186	65.5	41.75	41.5	120	7
88MHVR7236-426		2121	2332	2121	71.5	35.75	41.5	115	7
88MHVR7242-486		2241	2464	2241	71.5	41.75	41.5	130	7.5
88MHVR7836-426		2430	2672	2430	77.5	35.75	41.5	118	7.5
88MHVR7842-486		2533	2785	2533	77.5	41.75	41.5	145	8
88MHVR8436-426		2822	3105	2822	83.5	35.75	41.5	135	8
88MHVR8442-486		2980	3276	2980	83.5	41.75	41.5	155	9
88MHVR9636-426		3322	3654	3322	95.5	35.75	41.5	160	9
88MHVR9642-486		3503	3850	3503	95.5	41.75	41.5	175	10

ORDERING NOTES:

Please note that 2" Square Metal legs cannot be specified with the Bullet Runoff top.

DIMENSION KEY

W - width
D - depth
H - height


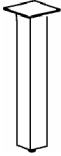




STANDARD FINISHES

For a complete list of standard wood finishes, please see page 9.

GROMMETS

One wiring grommet in standard position is optional at no charge. See page 13 for more information.

ADESSO MEDIA HUB | BAR HEIGHT RUNOFFS & BASES

Description	Model	Oak Cherry Maple	Anigre Walnut	Laminate	W	D	H	Shipping Weight	Cubic Feet
	88MHVAR6036-426	2053	2257	2053	59.5	41.75	41.5	98	6
	88MHVAR6042-486	2159	2374	2159	65.5	35.75	41.5	110	6.5
	88MHVAR6636-426	2097	2306	2097	65.5	41.75	41.5	106	6.5
	88MHVAR6642-486	2205	2424	2205	71.5	35.75	41.5	120	7
	88MHVAR7236-426	2143	2359	2143	71.5	41.75	41.5	115	7
	88MHVAR7242-486	2206	2428	2206	77.5	35.75	41.5	130	7.5
	88MHVAR7836-426	2399	2639	2399	77.5	41.75	41.5	118	7.5
	88MHVAR7842-486	2516	2769	2516	83.5	35.75	41.5	145	8
	88MHVAR8436-426	2779	3056	2779	83.5	41.75	41.5	135	8
	88MHVAR8442-486	2920	3211	2920	95.5	35.75	41.5	155	9
	88MHVAR9636-426	3260	3584	3260	95.5	35.75	41.5	160	9
	88MHVAR9642-486	3424	3767	3424	59.5	41.75	41.5	175	10
	88LG429S1	530	582		4	4	28	-	1
	88LG442S1	492	541		4	4	41	-	1.5
Legs required per runoff: 1									
	88LG429D8	773			4	4	28	-	1
	88LG442D8	723			4	4	41	-	1.5
Legs required per runoff: 1									
	88141828	614			18	18	28.5	30	8
	88141842	644			18	18	41	35	8.5
Legs required per runoff: 1									
	88LG229M	443			2	2	28	19	3
	88LGX242M	673			2	2	41	-	4
Legs required per runoff: 2									
ORDERING NOTES: Please note that 2" Square Metal legs cannot be specified with the Bullet Runoff top									
	88LG2029TR5	458			3	20	28	-	1
	88LG2042TR5	512			3	20	41	-	1.5
Legs required per runoff: 1									

ORDERING PROCEDURE

To order, please specify the following:
 1) Krug product model number
 2) Wood species and finish


STANDARD FINISHES


For a complete list of standard wood finishes, please see page 9.


BASE


A 29" base is to be used to achieve a desk height runoff, 42" base is to be used for bar height runoff.

ADESSO MEDIA HUB | STORAGE

Description	Model	Oak		W	D	H	Shipping Weight	Cubic Feet
		Cherry Maple	Anigre Walnut					
Media Hub Storage & Waste/Recycling 	88MHST241872103L	4874	5364	24	17.75	72	132	20
	88MHST241872103R	4874	5364	24	17.75	72	132	20
	88MHST241880103L*	4947	5443	24	17.75	80	156	22.5
	88MHST241880103R	4947	5443	24	17.75	80	156	22.5

Media Hub Storage, 5 Closed 	88MHST24187211L	4128	4539	24	17.75	72	160	20
	88MHST24187211R	4128	4539	24	17.75	72	160	20
	88MHST24188011L*	4189	4609	24	17.75	80	188	22.25
	88MHST24188011R	4189	4609	24	17.75	80	188	22.25

Media Hub Storage, 5 Closed Back Painted Glass Doors 	88MHST24187211ZL	5601	6164	24	17.75	72	160	20
	88MHST24187211ZR	5601	6164	24	17.75	72	160	20
	88MHST24188011ZL*	6367	7004	24	17.75	80	188	22.25
	88MHST24188011ZR	6367	7004	24	17.75	80	188	22.25

Media Hub Storage, 2 Box/1 File drawer/ 3 Closed 	88MHST24187293L	4296	4485	24	17.75	72	118	20
	88MHST24187293R	4296	4485	24	17.75	72	118	20
	88MHST24188093L*	4362	4557	24	17.75	80	152	22.25
	88MHST24188093R	4362	4557	24	17.75	80	152	22.25








DIMENSION KEY

W - width
D - depth
H - height

STANDARD FINISHES

For a complete list of standard wood finishes, please see page 9.

ADESSO MEDIA HUB | STORAGE

Description	Model	Oak Cherry Maple	Anigre Walnut	W	D	H	Shipping Weight	Cubic Feet
Media Hub Storage, 2 Box/1File Drawer/ 3 Closed Back Painted Glass Doors	88MHST24187293ZL 88MHST24187293ZR 88MHST24188093ZL* 88MHST24188093ZR	5264 5264 5609 5609	5469 5469 5826 5826	24 24 24 24	17.75 17.75 17.75 17.75	72 72 80 80	118 118 152 152	20 20 22.25 22.25
								
Media Hub Wardrobe, Coat Hooks & Shelf	88MHWR24187201L 88MHWR24187201R 88MHWR24188001L* 88MHWR24188001R	3531 3531 3582 3582	3880 3880 3941 3941	24 24 24 24	17.75 17.75 17.75 17.75	72 72 80 80	148 148 174 174	20 20 22.5 22.5
								
Media Hub Wardrobe, Coat Hooks & Shelf Back Painted Glass Doors	88MHWR24187201ZL 88MHWR24187201ZR 88MHWR24188001ZL* 88MHWR24188001ZR	5352 5352 5738 5738	5889 5889 6313 6313	24 24 24 24	17.75 17.75 17.75 17.75	72 72 80 80	148 148 174 174	20 20 22.5 22.5
								
HDMI Technology Bay, Graphite Gray	88HDMITB	9282		13.25	8	9.5	-	-
								
HDMI to VGA Adaptor pack & Audio Support	88HDMI/ VGA	571		-	-	-	-	-
								
HDMI to Display Port & Adaptor Pack	88HDMI/DP	179		60	2.5	1	5	0.75
								
HDMI to Mini Display Port & Thunderbolt Adaptor Pack	88HDMI/ MDP	157		3.5	1.75	-	5.0	25
								
	This module includes: 4 simplex receptacles, 4 HDMI show me cables, HDMI 4 position switchbox, 2 plate cutouts, 15' HDMI monitor cable, 108" power cord.							
	NOTES: This module is mounted in the runoff tops near the meadia hub cabinet. This module is large and knee clearance can be an issue on 36" deep tops if someone is seated next to it. Technology adaptors are available for use in the 2 plate cutouts.							

ORDERING PROCEDURE

To order, please specify the following:
 1) Krug product model number
 2) Wood species and finish

STANDARD FINISHES

For a complete list of standard wood finishes, please see page 9.

ADESSO | MODULAR PEDESTALS WITH FINISHED BACKS

Description	Model	Oak		W	D	H	Shipping Weight	Cubic Feet
		Cherry Maple	Anigre Walnut					
Pedestal Desk Height, 2 Box, 1 File	88PFB16204F	1597	1768	15.75	20	28	62	6.25
	88PFB16244F*	1693	1862	15.75	24	28	66.7	25
	88PFB16304F	1822	2005	15.75	30	28	74	9



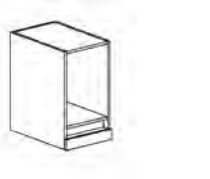
Pedestal Desk Height, 2 File	88PFB16204D	1564	1720	15.75	20	28	60	6.25
	88PFB16244D*	1650	1817	15.75	24	28	66	7.25



Pedestal Desk Height, Open, 1 File	88PFB16202815	1807	1988	15.75	20	28	46	6.25
	88PFB16242815*	1880	2067	15.75	24	28	52	7.75
	88PFB16302815	1993	2194	15.75	30	28	61	9



Desk Height, Equipment Pedestal with Pull Out Shelf	88PFB CPU162428	2237	2462	15.75	24	28	65	7.25
-----------------------------------------------------	-----------------	------	------	-------	----	----	----	------



ORDERING NOTES:

Box and pedestal file drawers are available with a soft-closing drawer option. Please add 'S' to the end of the model number and **\$145 list.** e.g. 88MP16204FS.

DIMENSION KEY

W - width
D - depth
H - height





CODE DESCRIPTION

4 - desk height
D - 2 file drawer
F - 2 box, 1 file drawer
15- open, 1 file

STANDARD FINISHES

For a complete list of standard wood finishes, please see page 9.

ADESSO MEDIA HUB | MODULAR PEDESTALS WITH FINISHED BACKS

Description	Model	Oak		W	D	H	Shipping Weight	Cubic Feet
		Cherry Maple	Anigre Walnut					
Pedestal Desk	88PFB30202801	2812	3092	29.75	20	28	164	11.25
Height, 2 Lateral File	88PFB36202801	2941	3235	35.75	20	28	170	13.5
	88PFB30242801	2984	3281	29.75	24	28	168	13.25
	88PFB36242801*	3084	3393	35.75	24	28	174	16
								
Combination Pedestal Desk	88PFB362042802	3487	3833	35.75	20	28	178	13.5
Height	88PFB362442802*	3613	3975	35.75	24	28	162	16
	88PFB362042804	3487	3833	35.75	20	28	178	13.5
	88PFB362442804	3613	3975	35.75	24	28	162	16
								
Combination Pedestal Desk	88PFB302042815	3285	3613	29.75	20	28	175	11.25
Height Open, File	88PFB362442815*	3541	3896	35.75	24	28	162	16
	88PFB302442815	3458	3803	29.75	24	28	160	13.25
	88PFB362442815*	3541	3896	35.75	24	28	162	16
								
Recycle Center Pedestal, Desk Height	88PFBRC16244L	3269	3595	15.75	24	28	80	7.25
	88PFBRC16244R*	3269	3595	15.75	24	28	80	7.25
								

ORDERING NOTES:

Box and pedestal file drawers are available with a soft-closing drawer option. Please add 'S' to the end of the model number and **\$145 list.** e.g. 88MP16204FS.

ORDERING PROCEDURE

To order, please specify the following:

- 1) Krug product model number
- 2) Wood species and finish





CODE DESCRIPTION

4 - desk height
 F - 2 box, 1 file drawer
 01 - 2 lateral file
 02 - box, box on right, file on left, lateral file
 15 - open, lateral file

STANDARD FINISHES

For a complete list of standard wood finishes, please see page 9.

ADESSO | 3/4 HEIGHT MODULAR PEDESTALS WITH FINISHED BACKS

Description	Model	Oak Cherry Maple	Anigre Walnut	W	D	H	Shipping Weight	Cubic Feet
Printer Pedestal, Desk Height	88PFBPP24244	3513	3646	23.75	24	28	65	9
								
Pedestal 3/4 Height, Box,File	88PFB16203F 88PFB16243F*	1320 1408	1461 1542	15.75 15.75	20 24	23 23	50 54	5 5.75
								
Pedestal 3/4 Height, Box, Lateral	88PFB1620315 88PFB1624315*	1363 1450	1509 1710	15.75 15.75	20 24	23 23	40 44	5 5.75
								
Pedestal 3/4 Height, Box, Lateral	88PFB30202316 88PFB30242316 88PFB36202316* 88PFB36242316	2597 2683 2696 2782	2865 2952 2974 3056	29.75 29.75 35.75 35.75	20 24 20 24	23 23 23 23	135 137 155 149	9 10.75 10.5 12.5
								

ORDERING NOTES:

Box and pedestal file drawers are available with a soft-closing drawer option. Please add 'S' to the end of the model number and **\$145 list**. e.g. 88MP16204FS.

DIMENSION KEY

W - width
D - depth
H - height

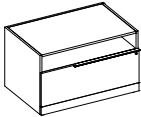
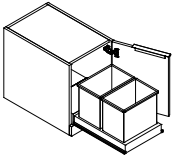
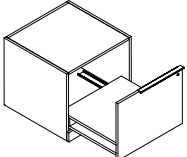

CODE DESCRIPTION

4 - desk height
F - 2 box, 1 file drawer
01- 2 lateral file
15- open, lateral file
16- box, lateral file

STANDARD FINISHES

For a complete list of standard wood finishes, please see page 9.

ADESSO | 3/4 HEIGHT MODULAR PEDESTALS WITH FINISHED BACKS

Description	Model	Oak Cherry Maple	Anigre Walnut	W	D	H	Shipping Weight	Cubic Feet
Pedestal 3/4 Height, Open, Lateral 	88PFB30202315	2724	3008	29.75	20	23	125	9
	88PFB30242315	2812	3093	29.75	24	23	127	10.75
	88PFB36202315*	2825	3133	35.75	20	23	139	10.5
	88PFB36242315	3061	3361	35.75	24	23	145	12.5
Recycle Center Pedestal, 3/4 Height 	88PFBRC16243L	2997	3297	15.75	24	23	55	7.25
	88PFBRC16243R*	2997	3297	15.75	24	23	55	7.25
Printer Pedestal, 3/4 Height 	88PFBPP242423	3056	3362	23.75	24	23	55	8.5
Work Surfaces 	88TP3020	661	727	29.75	20	-	30	2
	88TP3024	689	758	29.75	24	-	35	2.25
	88TP3030	794	872	29.75	30	-	35	2
	88TP3036	1057	1164	29.75	36	-	38	2.75
	88TP3620	718	790	35.75	20	-	35	2.25
	88TP3624	791	870	35.75	24	-	40	2.5
	88TP3630	1057	1164	35.75	30	-	38	2.75
	88TP3636	1187	1307	35.75	36	-	38	2.75
	88TP4220	794	872	42	20	-	32	2.25
	88TP4224	925	1015	42	24	-	36	2.75
	88TP4230	1187	1307	42	30	-	43	3.25
	88TP4236	1454	1597	42	36	-	50	3.75
	88TP4820	876	964	47.75	20	-	42	2.75
	88TP4824	1016	1116	47.75	24	-	45	3
	88TP4830	1320	1454	47.75	30	-	48	3.5
	88TP4836	1584	1741	47.75	36	-	56	4.25
	88TP5420	990	1088	53.75	20	-	52	3.25
	88TP5424*	1018	1122	53.75	24	-	54	3.5
	88TP5430	1454	1597	53.75	30	-	53	4
88TP5436	1848	2032	53.75	36	-	62	4.75	
88TP6020	1046	1153	59.75	20	-	56	3.5	
88TP6024	1078	1185	59.75	24	-	65	4	
88TP6030	1717	1888	59.75	30	-	58	4.5	
88TP6036	1980	2177	59.75	36	-	68	5.25	

ORDERING PROCEDURE

To order, please specify the following:
 1) Krug product model number
 2) Wood species and finish


CODE DESCRIPTION


3 - 3/4 height
 15- open, lateral file


STANDARD FINISHES


For a complete list of standard wood finishes, please see page 9.

ADESSO | MODULAR TOPS & SUPPORTS

Description	Model	Oak Cherry Maple	Anigre Walnut	W	D	H	Shipping Weight	Cubic Feet
Work Surfaces, Continued 	88TP6620	1187	1307	66	20	-	45	3.5
	88TP6624	1454	1597	66	24	-	52	4
	88TP6630	1848	2032	66	20	-	63	4.75
	88TP6636	2243	2467	66	24	-	73	5.5
	88TP7220	1107	1216	71.5	20	-	67	4.25
	88TP7224	1136	1248	71.5	24	-	78	4.75
	88TP7230	1980	2177	71.5	20	-	68	5.25
	88TP7236	2375	2613	71.5	24	-	79	6
	88TP7820	1426	1567	78	20	-	32	5.25
	88TP7824	1791	1967	78	24	-	36	5.75
	88TP7830	2237	2462	78	30	-	43	6.25
	88TP7836	2685	2954	78	36	-	50	6.75
	88TP8420	1192	1311	83.5	20	-	82	5
	88TP8424	1221	1342	83.5	24	-	89	5.5
	88TP8430	2375	2613	83.5	20	-	85	6
	88TP8436	2772	3050	83.5	24	-	99	7
	88TP9024	1292	1420	89.5	24	-	97	6
	88TP9030	2507	2757	89.5	24	-	90	6.5
	88TP9036	3035	3340	89.5	24	-	105	7.5
	88TP9624	1363	1499	95.5	24	-	102	6.25
88TP9630	2639	2902	95.5	24	-	95	6.75	
88TP9636	3165	3482	95.5	24	-	111	8	
88TP10824	1463	1610	107.5	24	-	113	7	

Full Height Gable 	88GB2029L	517	569	20	1.5	28	24	1.5
	88GB2029R	517	569	20	1.5	28	24	1.5
	88GB2429L*	561	617	24	1.5	28	28	1.75
	88GB2429R	561	617	24	1.5	28	28	1.75

Full Height Modesty Panels for Modular Tops with 2-16" Pedestals 	88MP6041	704	773	28	0.75	28	20	1.5
	88MP6641	774	853	34	0.75	28	24	2
	88MP7241	847	933	40	0.75	28	26	2.25
	88MP7841	947	1041	46	0.75	28	30	2.5
	88MP8441	1046	1153	52	0.75	28	36	2.75
	88MP9041	1221	1342	58	0.75	28	39	3.25
	88MP9641*	1392	1533	64	0.75	28	44	3.5
88MP10841	1650	1817	76	0.75	28	50	4	

4/4 Modesty Panels for Modular Tops with 1-16" Pedestal & 1 Gable 	88MP6042	704	773	43	0.75	28	28	2.25
	88MP6642	774	853	49	0.75	28	31	2.5
	88MP7242	847	933	55	0.75	28	34	2.75
	88MP7842	947	1041	61	0.75	28	37	3.25
	88MP8442	1046	1153	67	0.75	28	42	3.5
	88MP9042	1221	1342	73	0.75	28	47	4
	88MP9642*	1392	1533	79	0.75	28	52	4.25
88MP10842	1650	1817	91	0.75	28	58	5	


DIMENSION KEY

W - width
D - depth
H - height


STANDARD FINISHES

For a complete list of standard wood finishes, please see page 9.

ADESSO | MODULAR TOPS & SUPPORTS

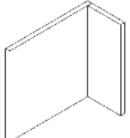
Description	Model	Oak		W	D	H	Shipping Weight	Cubic Feet
		Cherry Maple	Anigre Walnut					
 Full height modesty panels for modular tops with 2 gables	88MP6043	704	773	57	0.75	28	35	3
	88MP6643	774	853	63	0.75	28	38	3.5
	88MP7243	847	933	69	0.75	28	42	3.75
	88MP7843	947	1041	75	0.75	28	48	4
	88MP8443	1046	1153	81	0.75	28	51	4.5
	88MP9043	1221	1342	87	0.75	28	54	4.75
	88MP9643*	1392	1533	93	0.75	28	59	5
88MP10843	1650	1817	105	0.75	28	65	5.5	

 Full Height Work Surface Support - Half Gable, Use with Modesty Panel	88HG0729	373	411	7	1.5	28	8	1
	88HG1129*	474	521	11	1.5	28	14	1.25

 Full Height Work Surface Support - Half Gable, Use with no Modesty Panel	88HG1029NMP	620	681	10	1.5	28	14	1.25
-------------------------------------------------------------------------------------------------------------------------------------------------------------	-------------	-----	-----	----	-----	----	----	------

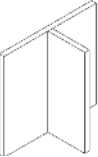
ORDERING NOTES:

Work surface support - Half Gable is used only when a modesty panel is not specified for an unsupported span greater than 60".

 Full Height Work Surface Support - L Base	88LB2029L	661	727	16	20	28	55	2.25
	88LB2029R	661	727	16	20	28	55	2.25
	88LB2429L	718	790	16	24	28	60	3
	88LB2429R*	718	790	16	24	28	60	3

ORDERING NOTES:

Work surface support - L Base is used only when a modesty panel is not specified for an unsupported span greater than 60".

 Full Height Work Surface Support - T Base	88TB120729*	890	980	12	7	28	37	1.25
	88TB121129	963	1058	12	11	28	45	1.5

ORDERING PROCEDURE

To order, please specify the following:


- 1) Krug product model number
- 2) Wood species and finish

CODE DESCRIPTION

STANDARD FINISHES

For a complete list of standard wood finishes, please see page 9.

ADESSO | MODULAR TOPS & SUPPORTS

Description	Model	Oak		W	D	H	Shipping Weight	Cubic Feet
		Cherry Maple	Anigre Walnut					
 3/4 Height Gable	88GB2023L	489	538	20	1.5	23	24	1.5
	88GB2023R	489	538	20	1.5	23	24	1.5
	88GB2423L*	533	586	24	1.5	23	28	1.75
	88GB2423R	533	586	24	1.5	23	28	1.75

3/4 Height Modesty Panels for Modular Tops with 2- 16" Pedestals	88MP6031	618	680	28	0.75	23	20	1.5
	88MP6631	689	758	34	0.75	23	24	2
	88MP7231	761	838	40	0.75	23	26	2.25
	88MP7831	862	947	46	0.75	23	30	2.5
	88MP8431	963	1058	52	0.75	23	36	2.75
	88MP9031	1136	1248	58	0.75	23	39	3.25
	88MP9631*	1307	1438	64	0.75	23	44	3.5
	88MP10831	1564	1720	76	0.75	23	50	4

3/4 Height Modesty Panels for Modular Tops with 1- 16" Pedestal & 1 Gable	88MP6032	618	680	43	0.75	23	21	1.75
	88MP6632	689	758	49	0.75	23	24	2
	88MP7232	761	838	55	0.75	23	27	2.25
	88MP7832	862	947	61	0.75	23	30	2.75
	88MP8432	963	1058	67	0.75	23	35	3
	88MP9032	1136	1248	73	0.75	23	40	3.5
	88MP9632*	1307	1438	79	0.75	23	45	3.75
	88MP10832	1564	1720	91	0.75	23	51	4.5

3/4 Height Modesty Panels for Modular Tops with 2 Gables	88MP6033	618	680	57	0.75	23	26	2
	88MP6633	689	758	63	0.75	23	29	2.5
	88MP7233	761	838	69	0.75	23	33	2.75
	88MP7833	862	947	75	0.75	23	39	3
	88MP8433	963	1058	81	0.75	23	42	3.5
	88MP9033	1136	1248	87	0.75	23	45	3.75
	88MP9633*	1307	1438	93	0.75	23	50	4
	88MP10833	1564	1720	105	0.75	23	56	4.5

3/4 Height Work Surface Support - Half Gable	88HG0723	318	348	7	1.5	23	8	1
	88HG1123*	417	459	11	1.5	23	14	1.25

ORDERING NOTES:

Work surface support - Half Gable is used only when a modesty panel is not specified for an unsupported span greater than 60".

DIMENSION KEY

W - width
D - depth
H - height

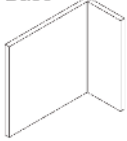
CODE DESCRIPTION

4 - desk height
D - 2 file drawer
F - 2 box, 1 file drawer
01 - 2 lateral file
15 - open, lateral file
16 - box, lateral file

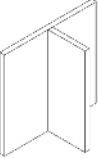
STANDARD FINISHES

For a complete list of standard wood finishes, please see page 9.

ADESSO | MODULAR SUPPORTS & POWER/DATA

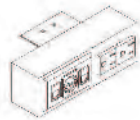
Description	Model	Oak	Anigre	W	D	H	Shipping Weight	Cubic Feet
		Cherry Maple	Walnut					
 3/4 Height Work Surface Support - L Base	88LB2023L	603	663	16	20	23	43	2.25
	88LB2023R	603	663	16	20	23	43	2.25
	88LB2423L	661	727	16	24	23	48	3
	88LB2423R*	661	727	16	24	23	48	3

NOTE: Work surface support - L Base is used only when a modesty panel is not specified for an unsupported span greater than 60".

 3/4 Height Work Surface Support - T Base	88TB120723	832	915	12	7	23	28	1.25
	88TB121123*	907	995	12	11	23	34	1.5

NOTE: Work surface support - T-Base is used only when a modesty panel is not specified for an unsupported span greater than 60".

Under Mount Power/Data Module	88PDM01	603		-	-	-	-	-
-------------------------------	---------	-----	--	---	---	---	---	---



Under Mount Power Data includes: 2 Simplex receptacles, 1 RJ11, 1 RJ45 & 1 USB Type A/B

ORDERING NOTES:

Under mount power data unit can be used for charging with a USB patch cord connected to a transformer.

 Silver Metallic Trough	88CT36	57		30	2	-	0.25	-
	88CT42	71		36	2	-	0.25	-
	88CT48	87		36	2	-	0.25	-
	88CT54	100		48	2	-	0.5	-
	88CT60	116		48	2	-	0.5	-
	88CT66	131		52	2	-	0.5	-
	88CT72	145		60	2	-	0.75	-
	88CT84	160		60	2	-	0.75	-

ORDERING NOTES: Used to manage cables to credenzas or floor monuments in desk runoffs, please see page 13 for more information.

Height Adjustable Work Surface Cable Manager	88HACM1	85		4	3	21.5	5	0.25
----------------------------------------------	---------	----	--	---	---	------	---	------



ORDERING PROCEDURE

To order, please specify the following:

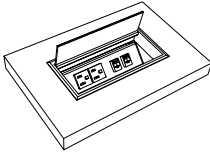
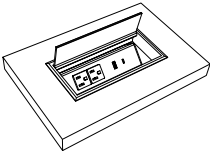
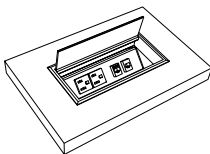
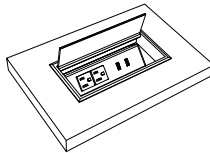
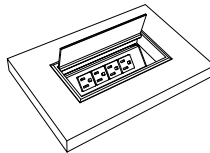
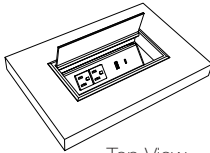
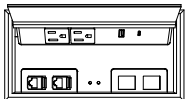
- 1) Krug product model number
- 2) Wood species and finish

STANDARD FINISHES

For a complete list of standard wood finishes, please see page 9.

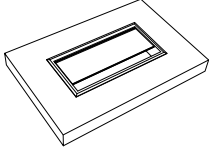
PowerPort is Satin Aluminum in color.

POWERPORTS

Description	Model	Price	W	D	H	Shipping Weight	Cubic Feet
PowerPort 1 - 2 RJ45s (Category 5/6)	PORT1	265	8	4	-	-	-
	Port Includes: 2 accessible power outlets & 1 side utility outlet powered by a 10' plug-in cord; 2 RJ45 (category 5/6) each with hard wired 10' data cords; 2 velcro wire managers and metal PowerPort shroud. PortPort lid is Silver Metallic. NOTE: RJ45 jacks with hard wired data cords included here must be within 10' of building utilities source to be functional.						
PowerPort 2 - USB-A & USB-C	PORT2	267	8	4	-	-	-
	Port Includes: 2 accessible power outlets & 1 side utility outlet; 1 USB-A & 1 USB-C charging ports all powered by a 10' plug-in cord; 2 velcro wire managers and metal PowerPort shroud. PortPort lid is Silver Metallic.						
PowerPort 3 - RJ11 & RJ45	PORT3	257	8	4	-	-	-
	Port Includes: 2 accessible power outlets & 1 side utility outlet; 1 RJ11 & 1 RJ45 (Category 5/6); 2 Velcro wire managers & PowerPort Shroud; 1 x 10 Foot Data Cords (T568A) & 1 x 14 Foot RJ11 (Telecomm); powered by a 10' plug-in cord. PortPort lid is Silver Metallic. NOTE: RJ45 & RJ11 jacks with hard wired data cords included here must be within 10' of building utilities source to be functional.						
PowerPort 4 - 2 USB-A	PORT4	273	8	4	-	-	-
	Port Includes: 2 accessible power outlets & 1 side utility outlet; 2- USB-A charging ports all powered by a 10' plug-in cord; 2 velcro wire managers and metal PortPort shroud. PortPort lid is Silver Metallic.						
PowerPort 5 - 4 Receptacles	PORT5	267	8	4	-	-	-
	Port Includes: 4 accessible power outlets & 1 side utility outlet powered by a 10' plug-in cord; 2 velcro wire managers and metal power port shroud. PortPort lid is Silver Metallic.						
PowerPort 6 - USB-A, USB-C & RJ45	PORT6	387	8	4	-	-	-
 	Port Includes: 2 accessible power outlets & 1 side utility outlet 1 USB-A, 1 USB-C charging ports all powered by a 10' plug-in power cord. Includes 2 velcro wire managers and metal PortPort shroud with 2 data plate knock outs, 1 #M02 plate insert & 2 #S01W RJ45 female input, punch down terminal output snap in jacks. 2nd data plate knock out is blank for future use. PortPort lid is Silver Metallic.						

POWERPORTS

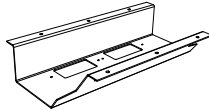
Description	Model	Price	W	D	H	Shipping Weight	Cubic Feet
Port - no Powerbar	Port0	131	8	4	-	-	-



Port Includes: Port lid & Shroud only.

ORDERING NOTE: Velcro wire managers not included, see below for pricing. Port lid is Silver Metallic.

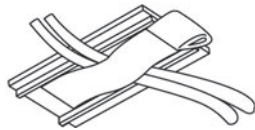
PowerPort Shroud with 2 Data Plate Knock-outs	SHROUD2KO	Must be requested - no upcharge	-	-	-	-	-
-----------------------------------------------	-----------	------------------------------------	---	---	---	---	---



Angled PowerPort Shroud Includes: shroud with 2 data plate knock-outs in the bottom.

ORDERING NOTE: Please refer to data plate, data and AV integration options on page XX.

Velcro Wire Manager (qty 1)	WM-4	25	2	4.5	0.5	-	-
-----------------------------	------	----	---	-----	-----	---	---



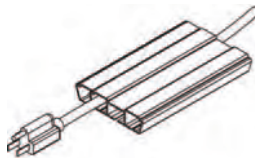
2 velcro wire managers are included with Ports 1-5.

Wire Management Trough	WM-72	174	72	3	1	-	-
------------------------	-------	-----	----	---	---	---	---



Wire Management Trough is standard in a 72" length & can be cut to specific length; double-sided tape installation.

4-Channel Wire Management	CM-72	220	72	3	1	-	-
---------------------------	-------	-----	----	---	---	---	---





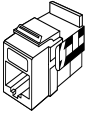
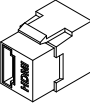
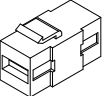
4-Channel Wire Management is standard in a 72" length & can be cut to specific length; double-sided tape installation.

Round Grommet	Round Grommet - Silver Metallic	145	-	-	-	-	-
	Round Grommet - Black	145	-	-	-	-	-



One 60mm Grommet in a standard position is available at no charge per table.

POWER/DATA

SNAP IN PORTS	Reference Code	Description	List Price
ADAPTOR PLATES			
	M02	Adaptor Plate (2) - accepts two snap in data ports	37
	M04	Adaptor Plate (4) - accepts four snap in data ports	37
	M06	Adaptor Plate (6) - accepts six snap in data ports	37
ORDERING NOTES: Blank covers are required when port is not in use, please see page 55.			
		RJ-45 - Category 6 data connection. This connector is also downwards compatible with Category 5 cabling. Connector is a female input with a #110 punch-down terminal block output (back side of Console interface) for on-site hard wire connection.	45
	S01W	RJ45-CAT6 (White)	
	S01B	RJ45-CAT6 (Blue)	
	S01R	RJ45-CAT6 (Red)	
		RJ11 - Telephone type connection. Connector is a female input with a #110 punch-down terminal block output (back side of Console interface) for on-site hard wire connection.	31
	S02W	RJ11 (White)	
	S02B	RJ11-B (Black)	
	S02G	RJ11-G (Green)	
	S02R	RJ11-R (Red)	
	S02Y	RJ11-Y (Yellow)	
	S04	HDMI - High Definition Multimedia Interface connection. Connector carries both HD audio and video data. Connector is a female-to-female pass through.	165
	S08	USB-A - Full size USB "A" style connection. Connector is a female-to-female pass through.	59

GENERAL INFORMATION

Terms and Conditions

Net 30 days on approved credit. A late payment charge of 1% per month will be applied on overdue invoices. This charge will be pro-rated to the number of days past 30 days that the invoice is overdue. All applicable sales taxes are extra. Distribution of this price list does not in itself constitute an offer to sell. Orders can be received only from authorized Krug dealers. Acceptance of any order and terms of sale may be established at the discretion of Krug. Deposits are required on orders received from new accounts as well as on large or special orders. Krug reserves the right to discontinue designs, or to change designs, construction, prices, or materials without notice.

Contact Information

Phone: 1.888.578.KRUG (5784) | Fax: 1.519.748.5177

Purchase Order Fax: 1.888.236.4783

Purchase Order E-mail: orders@krug.ca

Web: www.krug.ca E-mail: solutions@krug.ca

Customer Service Hours

Please note customer service hours are:

8:30 am to 5:00 pm est

Customer Satisfaction

It is the primary goal of Krug and our staff to ensure the complete satisfaction of our customers with our products and performance. If a problem arises with a Krug product after the expiration of the limited warranty period, Krug will exercise its best efforts to achieve the satisfaction of the customer in a manner that is fair to all concerned.

Order Acknowledgments

Each order will be acknowledged via e-mail or fax. This acknowledgment is the final agreement between Krug and the customer, superseding all previous communications regarding the purchase order. Where there is a discrepancy on a purchase order between a product code and a description, Krug will make every effort to resolve the discrepancy, but will be ruled by the product code ordered. Please check all acknowledgments for accuracy, and advise Krug of any discrepancies with a purchase order.

Order Cancellation

Krug reserves the right to not accept or allow cancellation of orders. All products are manufactured on a custom-made, make-to-order basis, and the purchasing, engineering and production of orders begins shortly after order placement - and the customer purchase order is a contract that authorizes Krug to manufacture the products. Acceptance of order cancellation (or partial cancellation) is solely at the discretion of Krug, and is dependent on the extent to which engineering, purchasing and manufacturing has been initiated by the time cancellation is requested. No order cancellations (partial or otherwise) are allowable more than 4 weeks from date of order placement (as order production is unable to be terminated by that point), and full payment of the acknowledged order value is required for any orders cancelled after 4 weeks. Cancellations may be allowable in less than 4 weeks after order placement, depending on the extent to which manufacturing has been initiated. An acceptance of order cancellation requires that the purchaser agrees to make payment for all costs incurred to the point of acceptance of cancellation. Cancellation charges include all costs for purchase of dedicated material and components, engineering costs for non-standard products, and all costs for manufacturing completed to that point, as well as a \$350 net charge for processing of the original order and for processing of cancellation invoicing.

Pricing

Krug endeavors to ensure that all prices in this price list reflect accurately our current prices. However, errors do occur and will be rectified through notices to the field. Krug reserves the right to acknowledge pricing that may be different from the price list.

Warranty

Krug warrants the construction and the finish of all our products to be free from defects in materials and workmanship for a period of 10 years from the date of purchase. This warranty is applicable to products in use by their original purchaser. This warranty does not apply to components not manufactured by Krug including textiles, which are subject to the specific warranties of those manufacturers,

if any. Textiles (fabric, leather, vinyl, or any other covering material) suppliers do not guarantee their products for durability and color fastness, and nor does Krug. Casters, mechanical and electrical components have a warranty of five years from the date of purchase. The Krug warranty does not apply to COM-specified materials, damage caused by a carrier other than Krug, or variation in wood finishes due to natural wood color variation. Krug cannot be held responsible for variations in fabric dye lots from order to order. All fabric is carefully inspected when it is received, but a degree of variation in color should be expected. Repairs or replacement of any defect covered under this warranty by Krug will be made, at our option and method, at no charge to the original purchaser during the warranty period. Krug's judgement is final and binding with respect to the nature or cause of defects or damage, and the necessity or manner of repair or replacement.

This warranty does not apply to defects or damage resulting from:

- normal wear and tear occurring with the use of the product
- negligence, misuse, excessive use, alteration, improper cleaning or repair
- substitution or use of incorrect or unauthorized components or material
- handling or installation that is incorrect, or that causes damage or defect
- damage incurred by a freight carrier other than Krug
- wearing of finishes and fabrics, and normal variations in material (including dye lot variations)
- properties of natural materials, including wood and leather
- exposure to environments with uncontrolled temperature and humidity (products must be transported, stored and used in climate-controlled conditions)

Note, specific warranties for components and materials not manufactured by Krug:

Height Adjustable Mechanism Warranty

Krug warrants to the original consumer purchaser its Height Adjustable Mechanism that it will be free from defects in material and workmanship. This limited warranty covers material and manufacturing defects, which cause a non-conformance in the function of a table base and is limited to the following products and warranty term determined from their dates of purchase:

- a) Electronic components such as control boxes, hand switches and motors – two (2) years
- b) Mechanical components such as crank drives, spindles – five (5) years
- c) Structural components such as J-channels, feet and top supports – ten (10) years

The start of the warranty period is the documented date of your purchase of the product. The warranty herein is made to and for the benefit of the original consumer purchaser of the product and is non-transferable. If you discover a defect in material or workmanship during the warranty period, and Krug agrees that the defect exists, Krug will, at its option, repair or replace the Product at no charge to you, provided it is returned during the warranty period. In the unlikely event that your product should require repair or replacement during the warranty period, please contact Krug to obtain warranty service. The warranty period on replacement products is the remainder of the warranty on the original product or 30 days, whichever is longer.

Testing

All Krug Conference products meet or exceed the testing requirements of ANSI/BIFMA X5.5-2014 or X5.9-2012.



Dimensions

Dimensions are in inches and approximate, and subject to change without notice. Contact Customer Service if dimensions are critical.

Installation Support

For assistance please contact Technical Support at 1-888-578-5784 x216 or e-mail installationhelp@krug.ca and you will be directed to the appropriate installation support person.

Storage Charges

Krug reserves the right to assess a nominal storage charge if a customer does not accept shipment of an order within a week of the ship date.

Export Packaging

Krug is pleased to provide the option for export packaging on all our products, to provide additional protection from damage. For shipments overseas, a quote for export packaging can be provided, based on the products to be ordered and the delivery destination - please contact Customer Service or Bids & Specification Support for more information and a quotation. KRUG is not responsible for shipment damage occurring on overseas shipments

Export Packaging is **STRONGLY RECOMMENDED** for:

- (A) all shipments outside of the lower 48 states and Canada
 - (B) all shipments that will be held in storage for an extended period prior to installation. Important: Please note that Krug will not be responsible for damage claims on product shipped or stored in the above conditions where export packaging has not been utilized.
- Please contact Customer Service for specifications or any other assistance regarding export packaging.

Freight Terms and Conditions

1. All product is shipped FOB the Krug factory. Freight is either pre-paid to the destination or not pre-paid, depending on established customer specific freight terms.
2. Docks at the selected delivery location must be equipped to handle a 53' trailer. If a dock is inadequate for delivery by Krug, Krug will re-deliver to another local location and any additional costs will be charged to the customer.
3. For all deliveries, it is understood that Krug or its agent is making a dock delivery only (equipped to handle a 53' trailer), and any further work of truck unloading, delivery beyond the dock, installation, and removal of packaging is not authorized or paid for by Krug.
4. Drop shipments to the installation site, and timed deliveries, are available on larger shipments (full truckloads or slightly less) at no additional charge. Drop shipments or timed deliveries for smaller shipments may not be available, or if available will require a surcharge. Deliveries on an after hours basis, or on weekends, or any other special requirements, may be subject to a surcharge. Location and contact information, and the requested time of delivery, is required at least one week prior to the acknowledged shipment date. If this information is not provided one week in advance, or if the location or time of the drop shipment is changed less than one week in advance, a surcharge may be applied, and/or the drop shipment may not be scheduled.
5. For all deliveries - whether to the Customer location or drop shipment - any circumstances that result in the delay of our carrier (including unsuitable receiving facilities, or facilities not open or available), service charges will be applied at the rate of \$75/hour. Where re-delivery is necessary because of these circumstances, the full cost of re-delivery will be charged. If Less Than Truck Load is delivering, one hour is allocated to unload. Any additional time required to unload after the first hour is \$75/hour. If a Truck Load is delivering the order, three hours is allocated to unload. Any additional time required to unload is \$75/hour. Direct deliveries to site for net orders are possible, must exceed \$60,000 net, and accommodate 48-53' trailers. Krug is responsible for delivery to the approved delivery address. If an address change is required, this must be authorized by Krug 5 business days prior to ship date. Any additional delivery costs incurred after this time will be charged to the customer. Additional costs for partial shipment of orders are the responsibility of the customer, and will be added to invoices. This includes any part shipment costs due to delays from textile suppliers. Additional costs for partial order shipments will normally not be assessed if there is a delay caused by Krug.

Damaged Shipments

All Krug product is well engineered, carefully inspected, and expertly loaded onto our trucks at our Distribution Center. If you receive any damaged freight, we ask that you do not refuse the shipment. Krug is not responsible for damage to goods that occurs in transit or storage. It is the purchaser and/or receiver's responsibility to examine the goods upon receipt and to notify Krug of any damages, overages or shortages. Any discrepancies should be noted on the Bill of Lading. The delivering carrier will not accept responsibility for shortages or damages if signed "clear". Notification of concealed damage claims must be made to Krug Distribution within 5 days of delivery, along with digital pictures if available. All product and

packaging must be available for inspection. Krug liability ceases after 5 business days and Krug will not be responsible for concealed damages if shipments are left unopened. Krug is not responsible for the condition of product that is stored or installed in an environment where temperature and humidity are not controlled.

Field Product Report Authorization

Krug's written authorization, in the form of an FPR number, must be obtained prior to incurring charges of any kind if Krug is expected to pay these charges. This includes authorization for returns, field repairs and replacements, post field repairs, installation and delivery charges. Krug reserves the right to have its representative inspect product related to any request for such authorizations, prior to that authorization being provided. Deductions from invoices paid for any charges to Krug, without prior written authorization in the form of an FPR, will not be accepted. Digital photographs may be required to complete the FPR process.

Care and Maintenance

Wood Finishes - Although Krug's extensive finishing process ensures a durable finish on all our products, there are several steps that can be taken to protect and prolong the life and beauty of the finish. Protect the top by placing felt pads on the bottom of any accessories and mechanical equipment. Rubber and oil will permanently mark surfaces. Use a desk pad to prevent possible damage and imprinting caused by writing instruments and sharp objects. Dust only with a clean, dry cloth, going with the grain. Clean any marks with a damp cloth, using a small quantity of mild soap or detergent. Do not use any wax-based polish, spray or silicone. Eventually, a film will build up and discolor the top. Do not place your furniture in a position of permanent exposure to direct sunlight.

Plastic Laminates - Clean plastic laminates with mild soap and warm water. Do not use steel wool, hot water, or any abrasive cleaning product.

Custom Capabilities

Over 15% of our orders involve some type of custom work, and we invite our customers to make use of our extensive capabilities. These include:

- 1) Dimensional customization of standard size products
 - 2) Custom wood finishes
 - 3) For larger orders, completely custom-designed products, as well as non-standard wood species can be specified.
- Custom orders may require additional production lead times. Contact Customer Service for more information.

Krug Panel Fabric Program

Tackboards can be upholstered in COM material supplied by the customer, and in a selection of stocked tackboard fabrics supplied by Momentum. The Momentum Panel fabrics are available on Krug Express. They are 100% polyester. For additional information and color selections, please refer to our Panel Fabrics card and Krug's website. www.krug.ca The Momentum panel fabrics pass ASTM-E84-87 Fire Codes. If memo samples are required please call Momentum at 1-800-366-6839.

Program Details

KrugExpress orders are ready to ship by the date acknowledged. Delivery and shipping schedules may result in actual shipping of orders at a later date. Statutory holidays and scheduled factory vacations may add to acknowledged lead times of *KrugExpress* orders. Unless otherwise specified on the order, the customer's standard method of shipping Krug products will be utilized. Available factory capacity for *KrugExpress* is filled by orders received on a "first come, first serve" basis. If the normal *KrugExpress* lead time is not available for your order because available capacity has been filled, you will be immediately advised of the earliest available ready-to-ship date. Please consult your Customer Service representative in advance if you wish to confirm the specific lead time availability for a *KrugExpress* order. Orders must be received by midnight of a given day for that day to be considered the official day the order is received. Order lead times are acknowledged from the date the order is received, but not including the date the order is received. *KrugExpress* orders must be "clean" when received in order to be considered officially received on a given day, and lead times will be acknowledged from the date orders are determined to be "clean". Changes to *KrugExpress* orders are not allowed under any circumstances. Orders for product on *KrugExpress* must clearly state: "*KrugExpress*".



Krug Textiles - Leather Program

Grade 8

Black	K13.1000	Graphite	K13.4000
Stone	K13.3000	Espresso	K13.8000
Sand	K13.5000	White	K13.9000

Please contact Customer Service for specific information on leathers, available colors and lead times.

Krug Textiles - Faux Leather Program

Grade 2

White	Taupe	Bisque	Wine	Sprig	Lagoon
Cream	Mocha	Chocolate	Garnet	Chinchilla	Pacific Blue
Parchment	Tan	Black	Rust	Steel	Navy
Sandstone	Chestnut	Earth	Citron	Grey	Plum
Vanilla		Brick			

GRADED-IN UPHOLSTERY PROGRAMS

Krug has partnered with several textile brands to grade in their offerings, designed to provide a wide range of upholstery selections for our seating products.

Upholstery pricing and availability is subject to change without notice. We grade this upholstery according to the pricing of the fabric suppliers - when their pricing changes, the Krug grade may change. When placing an order, a Krug customer must specify the complete upholstery number, along with the appropriate Krug model number and finish. Krug will supply the complete product at the prices listed. Orders specifying graded-in upholstery cannot be cancelled once the upholstery has been ordered.

Upholstery Grades

To determine the price of a product for graded-in upholstery, use the reference lists located on Krug’s website under - Products - Textiles, to view the upholstery grade (1-9). Krug is not responsible for the discontinuation of this upholstery. Please contact Customer Service for information on upholstery not listed.

When two upholstery selections are specified for use on seating, the higher grade upholstery price will apply to the order.

High Performance upholstery; Polyurethane, Vinyl or Crypton, is particularly suitable for healthcare and other intensive-use environments.

Upholstery Samples

If you require additional samples or memos for presentation, please contact fabric supplier directly.

Flammability Standards

- Tunnel Test Surface Ratings Class A rating
- Class 1 UFAC
- Passes State of California Technical Bulletin CAL 117-2013

Please contact fabric supplier directly for further flammability information pertaining to specific upholstery.

Special Conditions

Acknowledgements will give the estimated delivery date of the finished product. Some upholstery is imported, and availability may affect estimated delivery time. For large projects, please contact fabric supplier directly for availability of yardage.

TACKBOARD FABRICS

KRUG PANEL FABRIC PROGRAM

Tackboards can be upholstered in COM material supplied by the customer, and in a selection of stocked tackboard fabrics supplied by Momentum. The in-stock Momentum fabrics are priced at Grade 1 and are available on Krug Express. They are 100% polyester. For additional information and color selections, please refer to our Panel Fabrics card and Krug’s website. www.krug.ca If memo samples are required please call Momentum at 1-800-366-6839. The Momentum panel fabrics pass ASTM-E84-87 Fire Codes.

PROGRAM DETAILS

KrugExpress orders are ready to ship by the date acknowledged. Delivery and shipping schedules may result in actual shipping of orders at a later date. Statutory holidays and scheduled factory vacations may add to acknowledged lead times of KrugExpress orders. Unless otherwise specified on the order, the customer’s standard method of shipping Krug products will be utilized. Available factory capacity for KrugExpress is filled by orders received on a “first come, first serve” basis. If the normal KrugExpress lead time is not available for your order because available capacity has been filled, you will be immediately advised of the earliest available ready-to-ship date. Please consult your Customer Service representative in advance if you wish to confirm the specific lead time availability for a KrugExpress order. Orders must be received by midnight of a given day for that day to be considered the official day the order is received. Order lead times are acknowledged from the date the order is received, but not including the date the order is received. KrugExpress orders must be “clean” when received in order to be considered officially received on a given day, and lead times will be acknowledged from the date orders are determined to be “clean”. Changes to KrugExpress orders are not allowed under any

circumstances. Orders for product on KrugExpress must clearly state: “KrugExpress”. *Some conditions apply. Please note PALETTE finishes are not available on KrugExpress.

CASEGOODS PROGRAM

Orders for casegood products on the KrugExpress program may be subject to quantity maximums. Please contact Krug Customer Service for more information. Quantity maximums are dependent upon available capacity, in order to insure that we ship all orders on time. Only actual casegood pieces and conference tables tops and bases are considered “units”. Items such as tasklights, tackboards, keyboard trays and drawers, electrical and wire management components, etc., are not considered under the quantity restrictions. For example, a typical office configuration that includes a desk, linking unit, credenza and hutch/overhead, equals a total of four units for the purposes of the quantity maximum. Only Krug In-stock panel fabric is available on the KrugExpress program. Only standard wood finishes are available for KrugExpress orders. Grommets can be specified in standard positions only. KrugExpress also includes all Krug seating and occasional tables as well as Krug conference products to complement this casegoods offering.

CASEGOODS | USA | 629

CUSTOMER'S OWN MATERIAL - C.O.M.

Customer's Own Material (COM)

COM must be received three weeks prior to the acknowledged ship date. Orders with COM not received by the required deadline will be delayed.

A description of the fabric, including supplier name, fabric name and color number must be included with the purchase order. When the COM fabric is received at Krug, it must be clearly identified with the fabric name and color, and tagged with name of the Krug customer and purchase order number. Krug will inspect all COM fabric when received to determine if it will be suitable for upholstery. Where Krug feels that the fabric or leather specified will compromise the quality or integrity of our products, customers will be contacted to direct these concerns. Further, Krug reserves the right to refuse to accept and use any COM fabrics or leathers that will compromise our products in any way that is unacceptable to Krug. Krug cannot assume responsibility for the durability or tailoring quality of customer's own material.

Yardage specified in this price guide is approximate. In the case of multiple product orders, multiply the number of items by the COM yardage specified to determine fabric required, unless otherwise indicated. Additional yardage may be needed if the material is less than 54" wide, or patterned or striped and requires matching. As fabric is applied horizontally, non-directional fabrics are recommended. COM fabrics are applied as they come off the roll unless otherwise specified. All striped fabrics will be applied vertically unless otherwise stated by the customer and after approval by Krug. It is the customer's responsibility to advise Krug if the upholstery is to be applied otherwise, and to advise Krug of any special upholstery instructions. Special instructions should be sent to Krug Customer Service, including a sample (or photocopy) of the fabric. Krug is not responsible for instructions sent with the fabric rolls, or for the method of upholstery if no instructions have been provided. COM fabrics for tackboards may be specified in either Maharam or Momentum panel fabrics. Krug is not responsible for determining if a fabric is not ideal for tackboard application.

Please contact Maharam at 1-800-645-3943 or Momentum at

COM Shipping Procedures

For tackboard COM fabrics, please send fabrics to:

Krug Inc.

111 Ahrens Street

Kitchener, Ontario

Canada N2H 4C2

Attention: RECEIVER

All packages must be clearly marked "For Customs Clearance by Willson International Custom Brokers". According to the North American Free Trade Agreement (NAFTA), goods shipped between the United States and Canada can qualify for exemption from all duties, or for a reduction in duties, if the goods can be proven to originate in either the United States, Canada or Mexico.

Canada Customs requires that a NAFTA Certificate of Origin and Commercial Invoice be completed and sent with the fabric shipment. The Commercial Invoice must clearly state the description of the fabric, the selling price, the make-up or content, and the purchaser. The absence of these two documents will delay the shipments at the U.S./Canada border, thereby potentially delaying the customer order. If the total value of the shipment is less than \$1200 U.S., Customs will accept a Low Value Statement of Origin in place of the NAFTA Certificate of Origin. The Low Value Statement must be signed by a representative of the exporting company. This statement may either be included on the commercial invoice or attached to the invoice.

Krug is happy to answer any questions or concerns about COM shipping procedures and the required documents. Please contact our Customs Specialist at 1.888.578.5784.

LAMINATES

LAMINATES

Krug's in-stock Laminates are available in 17 different laminate selections. Please note that 4 of the colors (Gingerbread, Portobello, Ash and Willow) have textured finishes and may not be appropriate for use in patient areas due to infection control concerns. Minimum order quantities and extended lead times may apply for exotic laminate colors, please check with customer service. Polymer Edge will be selected to match the worksurface. Krug's previous laminate in-stock program will be phased out as in-stock supply depletes. Please contact customer service for availability.

IN-STOCK LAMINATES

Wood Grain Laminates	High Pressure Laminate Supplier	Textured Wood Grain Laminates	High Pressure Laminate Supplier
Champagne	Tafisa T492CR	Gingerbread	Tafisa T556UR
Hardrock Maple	Formica 86992-58	Portobello	Tafisa T557UR
Dune	Tafisa T491CR	Ash	Tafisa T535AT
Copper	Tafisa T521CR	Willow	Tafisa T543AT
Shiraz Cherry	Tafisa T472CR		
Park Avenue Walnut	Wilsonart 7984-38	Solid Laminates	
Chocolate	Tafisa T498CR	Designer White	Wilsonart D354-60
Nutmeg	Tafisa T477CR	Platinum	Tafisa T202CR
Dark Walnut	Tafisa T469CR	Earth	Tafisa T767CR
		Charcoal	Tafisa T228CR

PHASE OUT LAMINATES

Almond - Black- Shadows - Edgewood Sycamore - Gunstock Walnut

Non-Stocked Laminates

For specific lead time and application questions, please contact Krug Customer Service for your requirement. Upcharges will be applicable for non-stocked laminates, depending on their cost. Non-stock laminates may require a minimum order quantity, please contact customer service. Stocked polymer edges only can be specified for use with non-stocked laminates or tops will be self-edged.



All products are air emissions certified and are available as FSC® certified

krug

Updated February 2024