

Amelio
Price and Specification Guide
USA



AMELIO | TABLE OF CONTENTS

AMELIO SLEEP SOFA

- 2 Amelio & Amelio Modular Sleep Sofa Features
- 3 Amelio & Amelio Modular Sleep Sofa Options
- 4 Amelio LEED Credit Summary
- 6 Amelio Dimensions & COM Requirements
- 7 Amelio Sleep Sofa Pricing
- 10 Amelio Modular LEED Credit Summary
- 11 Amelio Modular Dimensions
- 12 Amelio Modular COM Requirements
- 13 Amelio Modular Module Features
- 14 Amelio Modular Pricing

AMELIO BENCH SLEEPER

- 17 Amelio Bench Sleeper LEED Credit Summary
- 18 Amelio Bench Sleeper Features & Options
- 19 Amelio Bench Sleeper Dimensions & COM Requirements
- 20 Amelio Bench Sleeper Pricing

GENERAL INFORMATION

- 24 Terms & Conditions
- 24 Warranty
- 26 KRUG Textiles - Upholstery Fabrics
- 28 KRUG Textiles - Leather & Faux Leather
- 30 Customer's Own Material (COM/COL)
- 30 CAL 133 & Moisture Barrier
- 31 Graded-In Upholstery Programs
- 31 *KrugExpress* Program
- 32 Wood Finishes
- 32 Standard Laminates
- 33 Solid Surface Program
- 33 Urethane Color Options

AMELIO & AMELIO MODULAR | SLEEP SOFA FEATURES

Amelio Modular is an innovative, patent-pending sleep solution that has been designed to allow hospitals to more cost-effectively address a constant reality: the need for change. Patient rooms are not static spaces, and Amelio Modular enables you to adapt them to changing needs. Each component of Amelio is a module, designed to be added or removed as space needs change: seat, table, storage and footrest modules can be added and removed to reconfigure the sleep sofa - to change overall dimensions, or change the functionality of the sofa - or to replace damaged components. No other sleep solution provides this innovative capability, which can substantially extend the useful life of the product, and allow it to continually evolve as your space is adapted to improve patient care. Use the link [Animation Video](#) to see a video demonstrating Amelio Modular's unique ability to change and evolve with you.



RAISED OFF THE FLOOR

Ample space (5.5", plus up to .5" of glide adjustment) between the bottom of the unit and the floor is designed to enable easier cleaning of the floor underneath.



ROUND STEEL LEGS

The 2" diameter steel leg is available in Silver Metallic, Polished Chrome, Matte Black, and White and have an adjustable glide. Amelio units with legs feature 5 legs in total, with the 5th leg located in the rear middle of the unit, providing greater structural strength and durability. Amelio 5.5" high. Amelio Modular 3" high.



REMOVABLE BACK COVERS

Amelio backs are standard with a zipper allowing access to the sleep surface cushion straps. These straps are released by simply peeling back the velcro holding them in place.



CLEAN OUT

A 5/8" space between the top of the seat and bottom of the back provide a clean out, for dirt and debris to fall or be swept into, going directly to the floor. The storage compartment also features vented bottoms that perform the same function.



FOLD DOWN SLEEPING SURFACE

The back cushions fold down to instantly transform this sofa into a full-length sleeper - without encroaching on additional floor space. It features comfortable foam with a moisture barrier and an PVC-free surface at a convenient and safe 22" height. Cushions are fastened in place, but can be removed for cleaning or replacement. Minimal seams are designed to support infection control.



HEAVY DUTY HARDWARE & CONNECTIONS

High strength steel mechanisms are joined to other components in Amelio Sofa sleeper product with hardened steel bolts and metal inserts, ensuring exceptional durability, strength and on-site replacement of damaged or degraded components.



REPLACEABLE COMPONENTS

Healthcare furnishings are constantly subjected to intensive use, and even damage. Amelio Sofa sleepers are uniquely designed to allow virtually all major components to be field replaced, providing a very cost effective means to significantly extend the life of the product. Seats and Sleep surface cushions are removable (for repair and cleaning), and replaceable, as are legs, casters, arm panels, arm caps, front panels and storage mechanisms.

SLEEP SURFACE CLEANING

Amelio Sleep Sofas are standard with healthcare-rated PVC-free sleep surface. It is easily cleanable and acts as a moisture barrier on the top of the sleep surface. Sleep surfaces can be cleaned with warm water and mild soap. Water diluted to a maximum of 25% bleach and other intensive cleaning solutions (Virucide, accelerated peroxide) such as PerCept RTU, Zolvex, Clorox Wipes, Alpha HP and Virox can be used without affecting the color or integrity of the fabric. All cleaning products should be applied with a cloth, sponge or soft bristle brush.


CAL 133 & MOISTURE BARRIER

The sleep surface cushions are supplied with a standard moisture barrier applied to the top and sides of the foam cushions. CAL 133 and Moisture Barriers are available on the complete unit, please see upcharges in ordering notes.

California Technical Bulletin 133 is a flammability test for seating. Krug offers a compliance method which, in combination with non-flammable upholstery covers, may enable the products to meet certification requirements for this test. This process at the same time also provides the products with a Moisture Barrier - a treatment that helps to prevent the passage of liquids and moisture to inside of upholstered components - thereby conferring sanitary and anti-infection benefits. So when CAL 133 is specified, the product also automatically has a Moisture Barrier, and when a Moisture Barrier is specified, the product also features the compliance method and low flammability features of CAL 133.


The application of this upcharge and the compliance method does not mean that the specific configuration of product and upholstery cover are tested and officially certified as being CAL 133 compliant. If official certification is required, Krug will provide this (through an independent certified testing laboratory) at a charge of \$874 per item, plus the cost of the product to be tested. Lead time for certification testing is typically 4-8 weeks. Krug assumes no responsibility for the testing of our products in combination with upholstery covers, or for the results of any testing conducted. Some specific configurations of product and upholstery have already been tested. Please contact Customer Service for additional information.

AMELIO & AMELIO MODULAR | SLEEP SOFA OPTIONS



WOOD LEGS

The Amelio Sleep Sofa has the option of 2" round wood legs. All sofa sizes features a center leg for additional support and strength. An adjustable glide is standard on all legs. This helps ensure the furniture is steady and level on uneven floors. Not available on Amelio Modular Sleep Sofa.



PLINTH

The base is clad in durable grey vinyl to resist damage and is designed to help prevent dirt debris and liquids from accumulating under the sofa sleeper. Plinth option is not available on Amelio Modular.



AMELIO CASTERS

4" Casters are available on the Amelio sleep sofa and feature five soft wheels, which lock and include an easy access foot activation and release lever. The casters can be locked both directionally and rotationally, keeping the sofa sleeper securely in place when locked.




AMELIO MODULAR CASTERS

3" dual wheel locking casters are available on Amelio Modular and feature 7 casters in total. The low profile soft wheels offer quiet and smooth performance.



STORAGE COMPARTMENT

An optional under-seat storage compartment features a cleanable interior surface with a vented plastic bottom, with a clean-out for debris and liquids. The venting provides air circulation that assists infection control. The spring-assisted, stainless steel mechanism holds the seat in the upright position to provide safe access.



COMBINATION UPHOLSTERY OPTIONS

When combination upholstery is specified with fabric of the same grade or COM, an upcharge for dual fabrics is **\$32 list** per unit and **\$61 list** per unit for three fabrics will be applied. When graded in combination upholstery is selected, use the highest grade upholstery selected or to obtain a quote for blended grading contact Customer Service (please provide the fabrics specified and location of where each fabric is to be applied on the product).



REMOVABLE SLEEP SURFACE & SEAT COVERS

Removable upholstery cover options on seats and sleep surface cushions, to allow cleaning, repair and replacement. When ordering removable seat covers at time of order, the upcharge is **\$220 list** per seat. Removable Sleep Surface covers are a standard product feature.



POWERDOC

The flush-mounted PowerDoc provides dual power/USB outlets for multiple devices. It can be specified on the front of the Wide Arm, under the Adjustable Table, as well under the Fixed Table (in the valance, Not available with storage).



ARM STYLES

The Amelio Sleep Sofa comes available in either an arm, armless or wide arm version. Arms can be added to armless units in the field. Armed and Wide Armed versions are available as a fully upholstered arm or trimmed with optional arm caps. Footrest option not available with Wide Arms.



URETHANE ARM CAP

The optional Black, Grey or Taupe urethane arm cap provides enhanced durability and protection for the arms. This component is field replaceable if it becomes damaged or degraded. Not available on wide arms.



WOOD ARM CAP

The optional Wood arm cap helps to create a warm and inviting environment. Wood arm caps are field replaceable if they become damaged or degraded.



SOLID SURFACE ARM CAP

The optional solid surface arm cap provides enhanced durability and protection for the arms. This component is field replaceable if it becomes damaged or degraded.



THERMOFORMED ARM CAP

The optional thermoformed arm cap features a seamless surface and provides enhanced durability for the arms. The component is field replaceable if it becomes damaged or degraded.



SWING AWAY TABLET

The Swing Away Tablet (24" x 14 3/4" x 3/4") rotates 180 degrees and can fold to the side when not in use. The kidney shaped design is ideal for use as an eating, writing or work-surface. It can be specified left or right as seated on the standard width arm only. Available in Wood, Thermoformed or in 1/2" thick Solid Surface. Meets ANSI/ BIFMA x5.1 2011 (Static Load 150lb). Not available if foot rest option selected for Left / Right module on Amelio Modular.



CUP HOLDER

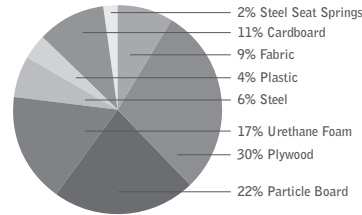
Wide arms can be optioned with a 3.5" stainless steel cup holder and can be specified on either the left or right arm.

AMELIO SLEEP SOFA | ENVIRONMENTAL SUMMARY

LEED CI CREDITS



MATERIAL CONTENT:



PRE-CONSUMER

RECYCLED CONTENT = 27%

POST-CONSUMER

RECYCLE CONTENT = 12.2%

CONTRIBUTES TO		
CREDIT 2.1 - 2.2	Construction Waste Management	1-2 point(s)
CREDIT 3.3	Resource Reuse	1 point
CREDIT 4.1	Recycled Content	1 point
CREDIT 4.2	Recycled Content	1 point
CREDIT 4.5	Low Emitting Materials, Systems & Seating	1 point
CREDIT 5.1	Regional Materials*	1 point
CREDIT 7	Certified Wood (MUST BE REQUESTED)	1 point(s)

*This credit is only applicable if in total 20% of the combined value of the procurement of construction materials and in the furniture are manufactured within a radius of 500 miles. This credit will apply if the installation of the finished product occurs within 500 miles of Kitchener, Ontario.

level® CERTIFICATION, AIR EMISSIONS AND FSC® CERTIFICATION



level® CERTIFICATION

BIFMA's e3 Furniture Sustainability Standard is a voluntary, multi-attribute standard that measures the degree of sustainability of furniture. This standard evaluates product and company environmental attributes and compliance systems in a wide range of elements which include Materials, Energy & Atmosphere, Human & Ecosystem Health and Social Responsibility. Amelio products have earned level®, BIFMA's sustainability certification program for furniture, certification through third-party verification against the e3 standard.

AIR-EMISSIONS

All Amelio products are supplied with air-emissions certified. Contact customer service for information.



FSC®

In 2005, Krug received Forest Stewardship Council® (FSC®) Chain-of-Custody certification for our manufacturing facilities. The FSC® Chain-of-Custody tracks certified wood from seedling to final sale. It verifies that the material for our FSC® certified products only come from well-managed, FSC®-certified forests and other controlled sources. FSC® is dedicated to the promotion of responsible forest management worldwide helping to take care of forests for future generations. Amelio and other Krug products can be specified with FSC® Certification. Contact customer service for further information, pricing and lead times.



Architects, designers, and building professionals can specify FSC®-certified products in order to achieve a point from the U.S. Green Building Council's Leadership in Energy and Environmental Design (LEED) Rating System.

AMELIO | SLEEP SOFA

CUSTOM SIZING



Amelio Sleep Sofa was designed for use with all floorplans, even the most challenging spaces. The Amelio Sleep Sofa is available in custom sizes in 1” increments between the size range of 68” - 84”, please use next size up for pricing when ordering 10 or more units. For non-standard sizes in quantities less than 10 units or for other customization of Amelio, please contact Customer Service to obtain a special quote.

The flip-down sleep surface instantly transforms this sofa into a full-length sleeper, without encroaching at all on the footprint of the room, and without any mechanical operation. Sleep surface cushions are held in place with accessible straps - so that they are removable for cleaning and repair, but the cushions will stay in place when the unit is in use.

The Amelio Sleep Sofa unique construction and design provides comfortable daytime seating elements for guests. The split back design provides versatile sleeping options, one back section can be folded to create a parent supervised sleeping surface for a child or the complete back can be folded to accommodate overnight visitors.

CONVERSION FROM SOFA TO SLEEPER

The Amelio Sleep Sofa creates a sleep surface that does not impede the footprint of the patient room. The sleep surface cushions simply fold down to create a comfortable sleep surface.



COMBINATION UPHOLSTERY OPTIONS

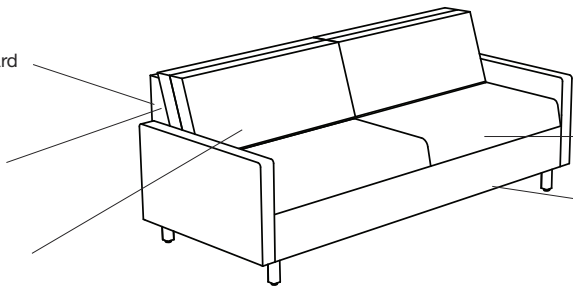
When ordering combination upholstery or using COM fabric, please use the following fabric placement reference guide. Simply make a copy, note the fabrics and send in with the order

Outer Back Upholstery

Amelio outer back is standard with latex-free grey colored vinyl

Inner Back Upholstery

Back Cushions Upholstery



Arm Upholstery

Seat Upholstery

Front Panel Upholstery

The standard Outer Back upholstery supplied is a latex-free grey colored vinyl , a high-durability polyester fabric with a vinyl backer, designed to withstand impact and helps prevent the passage of moisture. The Sleep Surface is a hospital grade pvc free fabric.

SLEEP SOFA DIMENSIONS

	Overall Width	Overall Depth	Overall Height	Seat Height	Seat Depth	Sleep Width	Sleep Depth	Arm Height	Shipping Weight	Cubes
ARMLESS										
70"	70	34.5	34.5	19	20	68	28.75	-	220	65
74"	74	34.5	34.5	19	20	72	28.75	-	230	69
78"	78	34.5	34.5	19	20	76	28.75	-	240	72
82"	82	34.5	34.5	19	20	80	28.75	-	250	76
WITH ARMS										
74"	74	34.5	34.5	19	20	68	28.75	23.5	239	69
78"	78	34.5	34.5	19	20	72	28.75	23.5	249	72
82"	82	34.5	34.5	19	20	76	28.75	23.5	259	76
86"	86	34.5	34.5	19	20	80	28.75	23.5	269	79
WITH WIDE ARMS										
82"	82	34.5	34.5	19	20	68	28.75	23.5	255	75
86"	86	34.5	34.5	19	20	72	28.75	23.5	265	78
90"	90	34.5	34.5	19	20	76	28.75	23.5	275	84
94"	94	34.5	34.5	19	20	80	28.75	23.5	285	90

STORAGE COMPARTMENT DIMENSIONS

	SOFA SIZE	WIDTH/SEAT	DEPTH	HEIGHT
ARMLESS				
	70	32	18.5	8
	74	34	18.5	8
	78	36	18.5	8
	82	38	18.5	8
WITH ARMS				
	74	32	18.5	8
	78	34	18.5	8
	82	36	18.5	8
	86	38	18.5	8
WITH WIDE ARMS				
	82	32	18.5	8
	86	34	18.5	8
	90	36	18.5	8
	94	38	18.5	8

COM REQUIREMENTS

	COM Ydg Complete Unit Grey Outer Back (Standard)	COM Ydg Complete Unit with COM on Outer Back	COM Ydg Armless Arm or Wide Arm (Pair)	COM Yardage Seat Cushions (Pair)	COM Yardage Folding Back Cushions (Pair)	COM Yardage Front Panel	COM Yardage Inner Back	COM Yardage Rear Seat
ARMLESS								
70" (overall width)	8.5	10.1	1	2.3	2.8	0.8	1	0.5
74" (overall width)	8.5	10.1	1	2.3	2.8	0.8	1	0.5
78" (overall width)	8.5	10.1	1	2.3	2.8	0.8	1	0.5
82" (overall width)	8.5	10.1	1	2.3	2.8	0.8	1	0.5
WITH ARMS								
74" (overall width)	10	11.6	2.5	2.3	2.8	0.8	1	0.5
78" (overall width)	10	11.6	2.5	2.3	2.8	0.8	1	0.5
82" (overall width)	10	11.6	2.5	2.3	2.8	0.8	1	0.5
86" (overall width)	10	11.6	2.5	2.3	2.8	0.8	1	0.5
WITH WIDE ARMS								
82" (overall width)	10	11.6	2.8	2.3	2.8	0.8	1	0.5
86" (overall width)	10	11.6	2.8	2.3	2.8	0.8	1	0.5
90" (overall width)	10	11.6	2.8	2.3	2.8	0.8	1	0.5
94" (overall width)	10	11.6	2.8	2.3	2.8	0.8	1	0.5

NOTE: Some vinyls, leathers and upholsteries are not suitable for application on Amelio seating.

The COM approval process is as follows:

1. A sample of the COM must be provided to Krug Customer Service prior to or at the time of order.
2. The sample will be reviewed and the customer advised if the upholstery cover is unsuitable.
3. The COM upholstery cover or leather will be inspected when received at the factory, to identify any further concerns with its suitability.

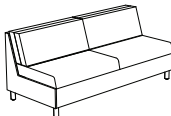
Replacement Removable Seat Covers

Replacement covers are available for Sleep Surface Cushions and for Seat Cushions that were originally ordered with the Removable Cover option.


DESCRIPTION/MODEL	COM Only	1	2	COL 3	4	FABRIC GRADES		7	LEATHER 8	9
Replacement Removable Seat Cover (Pair)	457	646	742	836	1031	1215	1404	1593	1782	2163
Replacement Sleep Surface Cushion Cover (pair)	697	887	954	1075	1253	1456	1645	1835	2023	2403

WEIGHT CAPACITY Amelio Sleep Sofa has been load tested to 750 lbs.


AMELIO | SLEEP SOFA

Description/Model/Species		COM			COL	FABRIC GRADES			LEATHER			
		Only	1	2	3	4	5	6	7	8	9	
	Amelio Sleep Sofa without storage, armless with steel legs											
		COM										
	AME6-SL70FALS2	n/a	3960	4532	4775	5023	5511	6000	6493	6981	7470	8449
	AME6-SL74FALS2		4041	4613	4860	5104	5592	6083	6570	7062	7551	8530
	AME6-SL78FALS2		4122	4695	4939	5183	5674	6163	6653	7141	7633	8610
	AME6-SL82FALS2		4205	4774	5021	5265	5756	6243	6734	7224	7712	8694


Steel Legs are also available in Polished Chrome, Matte Black, and White finishes, please note clearly on your order.

	Amelio Sleep Sofa without storage, armless with casters or wood legs.											
		COM										
	AME6-SL70FALS_	Bch/Map	4260	4834	5079	5322	5814	6301	6792	7282	7771	8750
	AME6-SL74FALS_		4343	4915	5160	5404	5893	6385	6872	7363	7855	8831
	AME6-SL78FALS_		4423	4995	5240	5484	5973	6465	6953	7444	7934	8912
	AME6-SL82FALS_		4505	5078	5320	5566	6056	6544	7036	7523	8012	8992

To order Amelio base options, replace the underscore “_” in the model number with the number in product code key below that represents the leg style required.

	Amelio Sleep Sofa with storage, armless with steel legs											
	COM											
	AME6-SL70SALS2	n/a	4631	5204	5447	5693	6183	6672	7162	7651	8139	9119
	AME6-SL74SALS2		4707	5278	5523	5767	6259	6747	7236	7729	8215	9194
	AME6-SL78SALS2		4784	5355	5599	5845	6333	6823	7315	7803	8292	9272
	AME6-SL82SALS2		4860	5432	5676	5919	6411	6899	7389	7879	8369	9346

Steel Legs are also available in Polished Chrome, Matte Black, and White finishes, please note clearly on your order.

	Amelio Sleep Sofa with storage, armless with casters or wood legs.											
		COM										
	AME6-SL70SALS_	Bch/Map	4933	5506	5747	5993	6482	6974	7463	7949	8442	9419
	AME6-SL74SALS_		5008	5580	5824	6069	6560	7048	7537	8030	8548	9495
	AME6-SL78SALS_		5083	5657	5899	6142	6636	7125	7614	8104	8593	9570
	AME6-SL82SALS_		5160	5731	5978	6221	6711	7200	7690	8181	8669	9647

To order Amelio base options, replace the underscore “_” in the model number with the number in product code key below that represents the leg style required.

Note: All length dimensions in model numbers represent the overall, outside length of the unit (including arms, when arms are specified). For length of actual sleep surface of each model, please see page 6.

Amelio Option Upcharges

	List
CAL 133 & Moisture Barrier (per yard)	61
Removable Seat Covers (per seat)	221
Plinth Base - Vinyl Wrapped	460
Combination upholstery - 2 fabrics	32
Combination upholstery - 3 fabrics	61

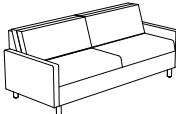
Amelio Sleep Sofas are standard with a latex-free grey colored back. Upholstered backs are available for the following up-charges:

	Grade 1	Grade 2	Grade 3	Grade 4	Grade 5	Grade 6	Grade 7	Grade 8	Grade 9
\$ List	108	161	217	322	430	535	644	749	967


PRODUCT CODE KEY

Line	Series	Chair Type	Size	Storage	Arm Type	Base Style
AME	6	SL	70	F	ALS	1
Amelio	Motion	Sofa sleeper	70" Armless	Without Storage	Armless	Casters
			74	S		2
			74" Armless	With Storage		Round Steel Legs
			78			3
			78" Armless			Round Wood Legs
			82			4
			82" Armless			Plinth Base

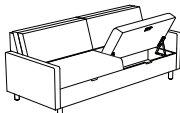
AMELIO | SLEEP SOFA

Description/Model/Species	COM			COL		FABRIC GRADES			LEATHER			
	only	1	2	3	4	5	6	7	8	9		
	Amelio Sleep Sofa without storage, upholstered arms with steel legs											
	COM											
	AME6-SL74FUPH2	n/a	4392	5069	5363	5653	6237	6819	7401	7987	8571	9735
	AME6-SL78FUPH2		4470	5150	5441	5733	6315	6899	7486	8108	8650	9816
	AME6-SL82FUPH2		4553	5231	5520	5814	6397	6980	7564	8148	8729	9928
	AME6-SL86FUPH2		4631	5308	5601	5892	6475	7060	7642	8226	8810	9975

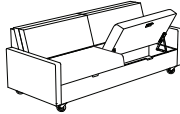
Steel Legs are also available in Polished Chrome, Matte Black, and White finishes, please note clearly on your order.

	Amelio Sleep Sofa without storage, upholstered arms with casters or wood legs.											
	COM											
	AME6-SL74FUPH_	Bch/Map	4693	5370	5662	5953	6537	7122	7703	8286	8870	10038
	AME6-SL78FUPH_		4772	5449	5743	6034	6615	7200	7785	8368	8950	10116
	AME6-SL82FUPH_		4853	5530	5821	6114	6699	7281	7864	8448	9032	10198
	AME6-SL86FUPH_		4933	5610	5901	6195	6778	7361	7944	8529	9109	10279

To order Amelio base options, replace the underscore “_” in the model number with the number in product code key below that represents the leg style required.

	Amelio Sleep Sofa with storage, upholstered arms with steel legs											
			COM									
	AME6-SL74SUPH2	n/a	5062	5738	6035	6319	6904	7489	8071	8655	9237	10405
	AME6-SL78SUPH2		5136	5814	6105	6397	6980	7564	8148	8729	9314	10482
	AME6-SL82SUPH2		5212	5890	6182	6472	7056	7638	8223	8807	9391	10557
			5288	5965	6258	6548	7132	7714	8300	8884	9466	10632

Steel Legs are also available in Polished Chrome, Matte Black, and White finishes, please note clearly on your order.



Amelio Sleep Sofa with storage, upholstered arms with casters or wood legs											
COM											
AME6-SL74SUPH_	Bch/Map	5363	6038	6337	6622	7207	7789	8371	8959	9541	10706
AME6-SL78SUPH_		5437	6114	6405	6699	7281	7864	8448	9032	9615	10781
AME6-SL82SUPH_		5512	6189	6481	6772	7358	7942	8522	9107	9691	10859
AME6-SL86SUPH_		5588	6267	6558	6849	7434	8016	8600	9182	9768	10933

To order Amelio base options, replace the underscore “_” in the model number with the number in product code key below that represents the leg style required.

Amelio Option Upcharges		List	A - White	Grades A - Color	B	C
CAL 133 & Moisture Barrier (per yard)	61	Solid Surface Arm Cap (pair)	222	233	253	267
Removable Seat Covers (per seat)	221					
Black, Grey or Taupe Urethane Arm Cap (pair)	116	Wood Arm Cap (pair)		Beech	Maple	
Thermoformed Arm Cap (pair)	174			203	232	
Swing Away Tablet	437					
Plinth Base - Vinyl Wrapped	460					
Combination upholstery - 2 fabrics	32					
Combination upholstery - 3 fabrics	61					

Amelio Sleep Sofas are standard with a latex-free grey colored back. Upholstered backs are available for the following up-charges:

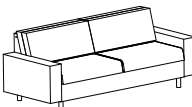
	Grade 1	Grade 2	Grade 3	Grade 4	Grade 5	Grade 6	Grade 7	Grade 8	Grade 9
\$ List	108	161	217	322	430	535	644	749	967

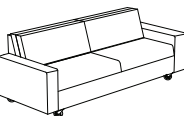
PRODUCT CODE KEY

Line	Series	Chair Type	Size	Storage	Arm Type	Base Style
AME	6	SL	74	F	UPH	1
Amelio	Motion	Sofa sleeper	74" Armed	Without Storage	Uph. Arm	Casters
			78	S	WOD	2
			78" Armed	With Storage	Uph. Arm with Wood Cap	Steel Legs
			82		URE	3
			82" Armed		Uph. Arm with Urethane Cap	Wood Legs
			86		THC	4
			86" Armed		Uph. Arm with Thermoformed Cap	Plinth Base
					USS	
					Uph. Arm with Solid Surface Cap	

AMELIO | SLEEP SOFA

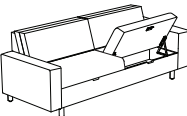
Description/Model/Species	COM			COL	FABRIC GRADES			LEATHER		
	only	1	2		4	5	6	7	8	9

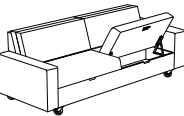
	Amelio Sleep Sofa without storage, upholstered wide arms with steel legs											
	COM											
	AME6-SL82FUWA2	n/a	4707	5398	5701	5998	6601	7204	7804	8406	9010	10209
	AME6-SL86FUWA2		4784	5479	5780	6079	6681	7283	7887	8524	9088	10288
	AME6-SL90FUWA2		5156	5848	6149	6450	7053	7654	8256	8856	9458	10691
	AME6-SL94FUWA2		5314	6007	6309	6608	7210	7813	8413	9015	9616	10818
Steel Legs are also available in Polished Chrome, Matte Black, and White finishes, please note clearly on your order.												



Amelio Sleep Sofa without storage, upholstered wide arms with casters or wood legs											
COM											
AME6-SL82FUWA_	Bch/Map	4824	5493	5784	6070	6650	7231	7807	8387	8967	10124
AME6-SL86FUWA_		4902	5569	5861	6148	6726	7306	7887	8465	9043	10200
AME6-SL90FUWA_		5268	5936	6226	6515	7094	7674	8254	8832	9412	10568
AME6-SL94FUWA_		5424	6091	6384	6671	7250	7829	8410	8989	9565	10724

To order Amelio base options, replace the underscore “_” in the model number with the number in product code key below that represents the leg style required.

	Amelio Sleep Sofa with storage, upholstered wide arms with steel legs												
		COM											
	AME6-SL82SUWA2	n/a	5374	6069	6373	6666	7269	7871	8472	9073	9675	10876	
	AME6-SL86SUWA2		5449	6142	6443	6744	7344	7946	8549	9148	9750	10953	
	AME6-SL90SUWA2		5817	6510	6810	7109	7711	8313	8914	9516	10117	11320	
	AME6-SL94SUWA2		5970	6663	6965	7264	7865	8467	9069	9671	10273	11473	
Steel Legs are also available in Polished Chrome, Matte Black, and White finishes, please note clearly on your order.													



Amelio Sleep Sofa with storage, upholstered wide arms with casters or wood legs											
COM											
AME6-SL82SUWA_	Bch/Map	5676	6368	6674	6967	7571	8173	8774	9376	9976	11179
AME6-SL86SUWA_		5749	6443	6744	7045	7647	8247	8850	9448	10052	11254
AME6-SL90SUWA_		6116	6810	7109	7410	8013	8615	9214	9816	10419	11620
AME6-SL94SUWA_		6270	6965	7266	7565	8165	8768	9371	9969	10572	11773
To order Amelio base options, replace the underscore “_” in the model number with the number in product code key below that represents the leg style required.											

Amelio Option Upcharges		List	Grades			
			A - White	A - Color	B	C
CAL 133 & Moisture Barrier (per yard)	61	Solid Surface Wide Arm Cap (pair)	378	404	457	491
Removable Seat Covers (per seat)	221					
Plinth Base - Vinyl Wrapped	460	Wood Wide Arm Cap (pair)		Beech	Maple	
PowerDoc - Wide Arm	611					
Swing Away Tablet	437					
Cup Holder for Wide Arm (per cup/arm)	192					
Combination upholstery - 2 fabrics	32					
Combination upholstery - 3 fabrics	61					
Thermoformed Wide Arm Cap (pair)	316					

Amelio Sleep Sofas are standard with a latex-free grey colored back. Upholstered backs are available for the following up-charges:

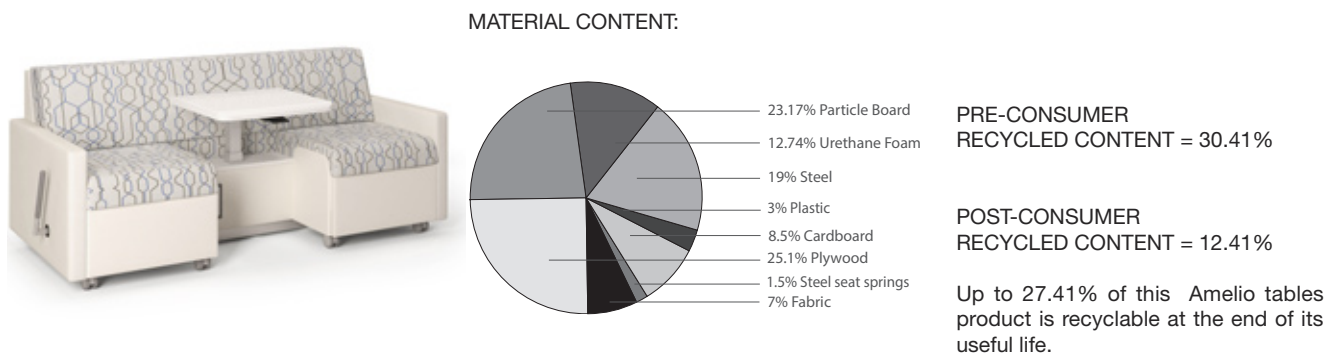
	Grade 1	Grade 2	Grade 3	Grade 4	Grade 5	Grade 6	Grade 7	Grade 8	Grade 9
\$ List	108	161	217	322	430	535	644	749	967

PRODUCT CODE KEY

Line	Series	Chair Type	Size	Storage	Arm Type	Base Style
AME	6	SL	82	F	UWA	1
Amelio	Motion	Sofa sleeper	82" Wide Arm	Without Storage	Uph. Wide Arm	Casters
			86	S	UWW	2
			86" Wide Arm	With Storage	Uph. Wide Arm with Wood Cap	Round Steel Legs
			90		UWT	3
			90" Wide Arm		Uph. Wide Arm	Round Wood Legs
			94		with Thermoformed Cap	4
			94" Wide Arm			Plinth Base
					UWS	
					Uph. Wide Arm with Solid Surface Cap	

AMELIO MODULAR | ENVIRONMENTAL SUMMARY

LEED CI CREDITS



CONTRIBUTES TO		
CREDIT 2.1 - 2.2	Construction Waste Management	1-2 point(s)
CREDIT 3.3	Resource Reuse	1 point
CREDIT 4.1	Recycled Content	1 point
CREDIT 4.2	Recycled Content	1 point
CREDIT 4.5	Low Emitting Materials, Systems & Seating	1 point
CREDIT 5.1	Regional Materials*	1 point
CREDIT 7	Certified Wood (MUST BE REQUESTED)	1 point(s)

*This credit is only applicable if in total 20% of the combined value of the procurement of construction materials and in the furniture are manufactured within a radius of 500 miles. This credit will apply if the installation of the finished product occurs within 500 miles of Kitchener, Ontario.

level® CERTIFICATION, AIR EMISSIONS AND FSC® CERTIFICATION



level® CERTIFICATION

BIFMA's e3 Furniture Sustainability Standard is a voluntary, multi-attribute standard that measures the degree of sustainability of furniture. This standard evaluates product and company environmental attributes and compliance systems in a wide range of elements which include Materials, Energy & Atmosphere, Human & Ecosystem Health and Social Responsibility. Amelio products have earned level®, BIFMA's sustainability certification program for furniture, certification through third-party verification against the e3 standard.

AIR-EMISSIONS

All Amelio products are supplied with air-emissions certified. Contact customer service for information.



FSC®

In 2005, Krug received Forest Stewardship Council® (FSC®) Chain-of-Custody certification for our manufacturing facilities. The FSC® Chain-of-Custody tracks certified wood from seedling to final sale. It verifies that the material for our FSC® certified products only come from well-managed, FSC®-certified forests and other controlled sources. FSC® is dedicated to the promotion of responsible forest management worldwide helping to take care of forests for future generations. Amelio and other Krug products can be specified with FSC® Certification. Contact customer service for further information, pricing and lead times.



Architects, designers, and building professionals can specify FSC®-certified products in order to achieve a point from the U.S. Green Building Council's Leadership in Energy and Environmental Design (LEED) Rating System.

AMELIO MODULAR | DIMENSIONS

SLEEP SOFA W/ADJ TABLE DIMENSIONS

	Overall Width	Overall Depth	Overall Height	Seat Height	Seat Depth	Sleep Width	Sleep Depth	Arm Height	L/R Seat Width	CTR Table Width	Shipping Weight	Cubes
ARMLESS												
68"	70	35.25	34.5	19	20	68	28.75	-	24.5	19	245	65
72"	74	35.25	34.5	19	20	72	28.75	-	24.5	23	255	69
76"	78	35.25	34.5	19	20	76	28.75	-	24.5	27	265	72
80"	82	35.25	34.5	19	20	80	28.75	-	24.5	31	275	76
WITH ARMS												
68"	74	35.25	34.5	19	20	68	28.75	23.5	24.5	19	264	69
72"	78	35.25	34.5	19	20	72	28.75	23.5	24.5	23	274	72
76"	82	35.25	34.5	19	20	76	28.75	23.5	24.5	27	284	76
80"	86	35.25	34.5	19	20	80	28.75	23.5	24.5	31	294	79
WITH WIDE ARMS												
68"	82	35.25	34.5	19	20	68	28.75	23.5	24.5	19	279	75
72"	86	35.25	34.5	19	20	72	28.75	23.5	24.5	23	289	78
76"	90	35.25	34.5	19	20	76	28.75	23.5	24.5	27	299	84
80"	94	35.25	34.5	19	20	80	28.75	23.5	24.5	31	309	90
*add 3" per footrest handle											*add 5 cubes for footrest handles	

SLEEP SOFA W/FIXED TABLE DIMENSIONS

	Overall Width	Overall Depth	Overall Height	Seat Height	Seat Depth	Sleep Width	Sleep Depth	Arm Height	L/R Seat Width	CTR Table Width	Shipping Weight	Cubes
ARMLESS												
68"	70	35.25	34.5	19	20	68	28.75	-	24.5	19	235	65
72"	74	35.25	34.5	19	20	72	28.75	-	24.5	23	245	69
76"	78	35.25	34.5	19	20	76	28.75	-	24.5	27	255	72
80"	82	35.25	34.5	19	20	80	28.75	-	24.5	31	265	76
WITH ARMS												
68"	74	35.25	34.5	19	20	68	28.75	23.5	24.5	19	254	69
72"	78	35.25	34.5	19	20	72	28.75	23.5	24.5	23	264	72
76"	82	35.25	34.5	19	20	76	28.75	23.5	24.5	27	274	76
80"	86	35.25	34.5	19	20	80	28.75	23.5	24.5	31	284	79
WITH WIDE ARMS												
68"	82	35.25	34.5	19	20	68	28.75	23.5	24.5	19	269	75
72"	86	35.25	34.5	19	20	72	28.75	23.5	24.5	23	279	78
76"	90	35.25	34.5	19	20	76	28.75	23.5	24.5	27	289	84
80"	94	35.25	34.5	19	20	80	28.75	23.5	24.5	31	299	90
*add 3" per footrest handle											*add 5 cubes for footrest handles	

SLEEP SOFA W/CENTER SEAT DIMENSIONS

	Overall Width	Overall Depth	Overall Height	Seat Height	Seat Depth	Sleep Width	Sleep Depth	Arm Height	L/R Seat Width	CTR Table Width	Shipping Weight	Cubes
ARMLESS												
68"	70	34.5	34.5	19	20	68	28.75	-	24.5	19	230	65
72"	74	34.5	34.5	19	20	72	28.75	-	24.5	23	240	69
76"	78	34.5	34.5	19	20	76	28.75	-	24.5	27	250	72
80"	82	34.5	34.5	19	20	80	28.75	-	24.5	31	260	76
WITH ARMS												
68"	74	34.5	34.5	19	20	68	28.75	23.5	24.5	19	249	69
72"	78	34.5	34.5	19	20	72	28.75	23.5	24.5	23	259	72
76"	82	34.5	34.5	19	20	76	28.75	23.5	24.5	27	269	76
80"	86	34.5	34.5	19	20	80	28.75	23.5	24.5	31	279	79
WITH WIDE ARMS												
68"	82	34.5	34.5	19	20	68	28.75	23.5	24.5	19	264	75
72"	86	34.5	34.5	19	20	72	28.75	23.5	24.5	23	274	78
76"	90	34.5	34.5	19	20	76	28.75	23.5	24.5	27	284	84
80"	94	34.5	34.5	19	20	80	28.75	23.5	24.5	31	294	90
*add 3" per footrest handle											*add 5 cubes for footrest handles	

STORAGE COMPARTMENT DIMENSIONS

	SIZE	WIDTH/SEAT	DEPTH	HEIGHT
ARMLESS	ALL	22.5	17.5	10.5
WITH ARMS	ALL	22.5	17.5	10.5
WITH WIDE ARMS	ALL	22.5	17.5	10.5

AMELIO MODULAR | COM REQUIREMENTS

SOFA SLEEPER W/ADJ TABLE COM REQUIREMENTS

	COM Ydg Complete Unit Grey Outer Back (Standard)	COM Ydg Complete Unit with COM on Outer Back	COM Ydg Armless, Arm or Wide Arm (Pair)	COM Yardage L/R Seat Cushion (per sofa)	COM Ydg Folding Back Cushion	COM Yardage Front Panels (per sofa)	COM Yardage Outer Back	COM Yardage Inner Back	COM Yardage Rear Seat
ARMLESS									
68"	8.5	10.1	1	2.3	2.7	1.5	1.1	1	0.5
72"	8.5	10.1	1	2.3	2.7	1.5	1.1	1	0.5
76"	8.5	10.1	1	2.3	2.7	1.5	1.1	1	0.5
80"	8.5	10.1	1	2.3	2.7	1.5	1.1	1	0.5
WITH ARMS									
68"	10	11.8	2.5	2.3	2.7	1.5	1.1	1	0.5
72"	10	11.8	2.5	2.3	2.7	1.5	1.1	1	0.5
76"	10	11.8	2.5	2.3	2.7	1.5	1.1	1	0.5
80"	10	11.8	2.5	2.3	2.7	1.5	1.1	1	0.5
WITH WIDE ARMS									
68"	10	11.8	2.8	2.3	2.7	1.5	1.1	1	0.5
72"	10	11.8	2.8	2.3	2.7	1.5	1.1	1	0.5
76"	10	11.8	2.8	2.3	2.7	1.5	1.1	1	0.5
80"	10	11.8	2.8	2.3	2.7	1.5	1.1	1	0.5

SOFA SLEEPER W/FIXED TABLE COM REQUIREMENTS

	COM Ydg Complete Unit Grey Outer Back (Standard)	COM Ydg Complete Unit with COM on Outer Back	COM Ydg Armless, Arm or Wide Arm (Pair)	COM Yardage L/R Seat Cushion (per sofa)	COM Ydg Folding Back Cushion	COM Yardage Front Panels (per sofa)	COM Yardage Outer Back	COM Yardage Inner Back	COM Yardage Rear Seat
ARMLESS									
68"	7.5	9.5	1	2.3	2.7	0.8	1.1	1	0.5
72"	7.5	9.5	1	2.3	2.7	0.8	1.1	1	0.5
76"	7.5	9.5	1	2.3	2.7	0.8	1.1	1	0.5
80"	7.5	9.5	1	2.3	2.7	0.8	1.1	1	0.5
WITH ARMS									
68"	9.3	11.3	2.5	2.3	2.7	0.8	1.1	1	0.5
72"	9.3	11.3	2.5	2.3	2.7	0.8	1.1	1	0.5
76"	9.3	11.3	2.5	2.3	2.7	0.8	1.1	1	0.5
80"	9.3	11.3	2.5	2.3	2.7	0.8	1.1	1	0.5
WITH WIDE ARMS									
68"	9.3	11.3	2.8	2.3	2.7	0.8	1.1	1	0.5
72"	9.3	11.3	2.8	2.3	2.7	0.8	1.1	1	0.5
76"	9.3	11.3	2.8	2.3	2.7	0.8	1.1	1	0.5
80"	9.3	11.3	2.8	2.3	2.7	0.8	1.1	1	0.5

SOFA SLEEPER W/CENTER SEAT COM REQUIREMENTS

	COM Ydg Complete Unit Grey Outer Back (Standard)	COM Ydg Complete Unit with COM on Outer Back	COM Ydg Armless, Arm or Wide Arm (Pair)	COM Yardage L/R Seat Cushion (per sofa)	COM Ydg Folding Back Cushion	COM Yardage Front Panels (per sofa)	COM Yardage Outer Back	COM Yardage Inner Back	COM Yardage Rear Seat
ARMLESS									
68"	8.5	10.5	1	2.3	2.7	0.8	1.1	1	0.5
72"	8.5	10.5	1	2.3	2.7	0.8	1.1	1	0.5
76"	8.5	10.5	1	2.3	2.7	0.8	1.1	1	0.5
80"	8.5	10.5	1	2.3	2.7	0.8	1.1	1	0.5
WITH ARMS									
68"	10.3	12.3	2.5	2.3	2.7	0.8	1.1	1	0.5
72"	10.3	12.3	2.5	2.3	2.7	0.8	1.1	1	0.5
76"	10.3	12.3	2.5	2.3	2.7	0.8	1.1	1	0.5
80"	10.3	12.3	2.5	2.3	2.7	0.8	1.1	1	0.5
WITH WIDE ARMS									
68"	10.3	12.3	2.8	2.3	2.7	0.8	1.1	1	0.5
72"	10.3	12.3	2.8	2.3	2.7	0.8	1.1	1	0.5
76"	10.3	12.3	2.8	2.3	2.7	0.8	1.1	1	0.5
80"	10.3	12.3	2.8	2.3	2.7	0.8	1.1	1	0.5

NOTE: Some vinyls, leathers and upholsteries are not suitable for application on Amelio seating. The COM approval process is as follows:

1. A sample of the COM must be provided to Krug Customer Service prior to or at the time of order.
2. The sample will be reviewed and the customer advised if the upholstery cover is unsuitable.
3. The COM upholstery cover or leather will be inspected when received at the factory, to identify any further concerns with its suitability.

WEIGHT CAPACITY Amelio Sleep Sofa has been load tested to 750 lbs.

AMELIO MODULAR | MODULE FEATURES



FOOTREST

The Footrest is available on left, right or both seats. The Footrest handle adds 3" per side to the overall width. The Footrest has a weight capacity of 75 lbs, and has a breakaway feature to avoid damage to the mechanism under excessive loading. Footrest option not available with Wide Arms.



POWERDOC

A PowerDoc can be added below Adjustable Height Tables, below Fixed Tables (Not available with storage) and in the front of Wide Arms.



ADJUSTABLE CENTER TABLE

Tables are available in either Thermoformed Laminate or in Solid Surface. Table has gas-assisted mechanism and has a range of 10.5". Table capacity is 300lbs in the Sit/Sleep position and 150lbs in the raised positions.



FIXED CENTER TABLE

Tables are available in either Thermoformed Laminate or in Solid Surface.



FIXED CENTER TABLE WITH STORAGE




Tables are available in either Thermoformed Laminate or in Solid Surface.



SEAT MODULE WITH STORAGE

Available in left, center and right seat positions. Storage features a cleanable interior surface with a vented plastic bottom with a clean-out for debris and liquids. The spring-assisted, stainless steel mechanism holds the seat in the upright position to provide safe access.

AMELIO MODULAR | SLEEP SOFA W/ADJUSTABLE TABLE

Description/Model	COM	1	2	COL 3	FABRIC GRADES 4	5	6	LEATHER 7	8	9
	Amelio Sleep Sofa with adjustable center table, no arms and steel legs									
	COM									
	AME6A68ALSNCFATF2	7482	7972	8217	8463	8950	9441	9929	10419	10909
	AME6A72ALSNCFATF2	7713	8218	8470	8724	9229	9732	10236	10741	11245
	AME6A76ALSNCFATF2	7884	8371	8616	8862	9350	9840	10328	10818	11307
	AME6A80ALSNCFATF2	8127	8631	8884	9135	9640	10144	10649	11152	11657
	Amelio Sleep Sofa with adjustable center table, upholstered arms and steel legs									
	COM									
	AME6A68UPHNCFATF2	7914	8511	8804	9090	9675	10258	10839	11425	12010
	AME6A72UPHNCFATF2	8152	8766	9067	9364	9968	10567	11165	11770	12373
	AME6A76UPHNCFATF2	8314	8910	9202	9490	10075	10657	11237	11824	12409
	AME6A80UPHNCFATF2	8565	9179	9479	9776	10380	10980	11577	12182	12783
	Amelio Sleep Sofa with adjustable center table, upholstered wide arms and steel legs									
	COM									
	AME6A68UPWNCFATF2	8081	8677	8973	9271	9865	10459	11052	11646	12239
	AME6A72UPWNCFATF2	8330	8944	9250	9557	10170	10781	11393	12007	12618
	AME6A76UPWNCFATF2	8481	9076	9372	9670	10263	10858	11451	12044	12639
	AME6A80UPWNCFATF2	8743	9357	9662	9968	10581	11194	11806	12418	13032
	ORDERING NOTE: Steel Legs are also available in Polished Chrome, Matte Black, and White finishes, please note clearly on your order.									

AMELIO OPTIONS SELECTION:

Amelio Modular can be specified with the options below, choose your configuration facing the unit. To order, use the optional suffixes in the Product Code Key and add the upcharge from the chart below. **Note: No Cap (NC) is an automatic selection for Armless (ALS) units.**

Left Module	List	Center Module	List	Right Module	List	Base Style	List
Left Storage Seat(s)	427	Adj. Solid Surface Table	below	Right Storage Seat	427	Caster	219
Left Seat with Footrest	666			Right Seat with Footrest	666		

Amelio Option Upcharges	List	A - White	Grades A - Color	B	C
CAL 133 & Moisture Barrier (per yard)	61	Solid Surface Arm Cap (pair)	222	233	253
Removable Seat Covers (per seat)	221	Solid Surface Wide Arm Cap (pair)	378	404	457
Thermoformed Arm Cap (pair)	174	Solid Surface Table	493	557	678
Thermoformed Wide Arm Cap (pair)	316				760
Black, Grey or Taupe Urethane Arm Caps (n/a on wide arm)	116				
PowerDoc- Wide Arm	611	Wood Arm Cap (pair)		203	232
PowerDoc - Table	611	Wood Wide Arm Cap (pair)		285	328
Swing Away Tablet	437				
Cup Holder for Wide Arm (per cup/arm)	192				

Amelio Sleep Sofas are standard with a latex-free grey colored back. Upholstered backs are available for the following up-charges:

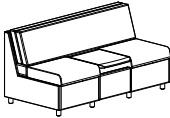
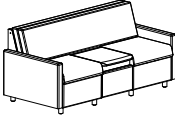
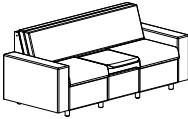
	Grade 1	Grade 2	Grade 3	Grade 4	Grade 5	Grade 6	Grade 7	Grade 8	Grade 9
\$ List	108	161	217	322	430	535	644	749	967

Combination Upholstery Options When combination upholstery is specified with fabric of the same grade or COM, an upcharge for dual fabrics is \$32 list per unit and \$61 list per unit for three fabrics will be applied. When graded in combination upholstery is selected, use the highest grade upholstery selected or to obtain a quote for blended grading contact Customer Service (please provide the fabrics specified and location of where each fabric is to be applied on the product).

PRODUCT CODE KEY

Line	Series	Chair Type	Size	Arm Type	Arm Cap Type	Left Module	Center Module	Right Module	Base Style
AME	6	A	68	ALS	NC	F	AT	F	1
Amelio	Motion	Sofa Sleeper w/Adj. Table	68" Sleep Width	Armless	No Cap	Left Fixed Seat	Adj. Thermoformed Table	Right Fixed Seat	Caster
			72	UPH	URE	S	AS	S	2
			72" Sleep Width	Upholstered Arms	Urethane (n/a on wide arm)	Left Storage Seat	Adj. Solid Surface Table	Right Storage Seat	Steel Legs
			76	UPW	WOD	0		O	
			76" Sleep Width	Upholstered Wide Arms	Wood Cap	Left Seat with Footrest		Right Seat with Footrest	
			80		THC	(Standard Uph arms only)		(Standard Uph arms only)	
			80" Sleep Width		Thermoformed Cap				
					SSC				
					Solid Surface Cap				

AMELIO MODULAR | SLEEP SOFA W/FIXED TABLE

Description/Model	COM	1	2	COL 3	FABRIC GRADES 4	5	6	LEATHER 7	8	9	
	Amelio Sleep Sofa with fixed center table, no arms and steel legs										
	COM										
	AME6F68ALSNCFTXF2	6436	6903	7136	7372	7840	8308	8776	9245	9712	10649
	AME6F72ALSNCFTXF2	6633	7117	7358	7599	8082	8565	9046	9530	10013	10979
	AME6F76ALSNCFTXF2	6919	7388	7621	7856	8323	8792	9259	9729	10197	11133
	AME6F80ALSNCFTXF2	7133	7616	7858	8098	8581	9064	9545	10029	10512	11476
	Amelio Sleep Sofa with fixed center table, upholstered arms and steel legs										
	COM										
	AME6F68UPHNCFTXF2	6865	7442	7722	7999	8565	9125	9685	10250	10816	11936
	AME6F72UPHNCFTXF2	7070	7662	7955	8241	8822	9399	9975	10560	11141	12295
	AME6F76UPHNCFTXF2	7350	7924	8207	8485	9048	9610	10170	10734	11299	12419
	AME6F80UPHNCFTXF2	7571	8162	8453	8739	9320	9898	10475	11059	11640	12795
	Amelio Sleep Sofa with fixed center table, upholstered wide arms and steel legs										
	COM										
	AME6F68UPWNCFTXF2	7032	7607	7892	8180	8753	9325	9898	10470	11044	12191
	AME6F72UPWNCFTXF2	7250	7842	8137	8434	9022	9614	10206	10796	11387	12567
	AME6F76UPWNCFTXF2	7518	8091	8379	8663	9236	9810	10384	10957	11531	12675
	AME6F80UPWNCFTXF2	7750	8341	8636	8933	9521	10113	10704	11294	11886	13066
ORDERING NOTE: Steel Legs are also available in Polished Chrome, Matte Black, and White finishes, please note clearly on your order.											

AMELIO OPTIONS SELECTION:

Amelio Modular can be specified with the options below, choose your configuration facing the unit. To order, use the optional suffixes in the Product Code Key and add the upcharge from the chart below. **Note: No Cap (NC) is an automatic selection for Armless (ALS) units.**

Left Module	List	Center Module	List	Right Module	List	Base Style	List
Left Storage Seat(s)	427	Fixed Thermoformed Table -w/storage	417	Right Storage Seat	427	Caster	219
Left Seat with Footrest	666	Fixed Solid Surface Table	below	Right Seat with Footrest	666		
		Fixed Solid Surface Table-w/storage	below				

Amelio Option Upcharges	List		A - White	Grades		
				A - Color	B	C
CAL 133 & Moisture Barrier (per yard)	61	Solid Surface Arm Cap (pair)	222	233	253	267
Removable Seat Covers (per seat)	221	Solid Surface Wide Arm Cap (pair)	378	404	457	491
Thermoformed Arm Cap (pair)	174	Solid Surface Table	493	557	678	760
Thermoformed Wide Arm Cap (pair)	316	Solid Surface Table w/Storage	901	954	1054	1123
Black, Grey or Taupe Urethane Arm Caps (n/a on wide arm)	116			Beech	Maple	
PowerDoc- Wide Arm	611					
PowerDoc - Table	611	Wood Arm Cap (pair)		203	232	
Swing Away Tablet	437	Wood Wide Arm Cap (pair)		285	328	
Cup Holder for Wide Arm (per cup/arm)	192					

Amelio Sleep Sofas are standard with a latex-free grey colored back. Upholstered backs are available for the following up-charges:

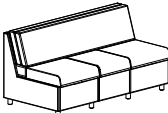
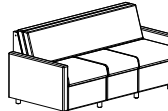

	Grade 1	Grade 2	Grade 3	Grade 4	Grade 5	Grade 6	Grade 7	Grade 8	Grade 9
\$ List	108	161	217	322	430	535	644	749	967

Combination Upholstery Options When combination upholstery is specified with fabric of the same grade or COM, an upcharge for dual fabrics is \$32 list per unit and \$61 list per unit for three fabrics will be applied. When graded in combination upholstery is selected, use the highest grade upholstery selected or to obtain a quote for blended grading contact Customer Service (please provide the fabrics specified and location of where each fabric is to be applied on the product).

PRODUCT CODE KEY

Line	Series	Chair Type	Size	Arm Type	Arm Cap Type	Left Module	Center Module	Right Module	Base Style
AME	6	F	68	ALS	NC	F	TX	F	1
Amelio	Motion	Sofa Sleeper w/Fixed Table	68" Sleep Width	Armless	No Cap	Left Fixed Seat	Fixed Thermoformed Table	Right Fixed Seat	Caster
			72	UPH	URE	S	TS	S	2
			72" Sleep Width	Upholstered Arms	Urethane (n/a on wide arm)	Left Storage Seat	Fixed Thermoformed Table w/storage	Right Storage Seat	Steel Legs
			76	UPW	WOD	0	SX	O	
			76" Sleep Width	Upholstered Wide Arms	Wood Cap	Left Seat with Footrest (Standard Uph arms only)	Fixed Solid Surface Table	Right Seat with Footrest (Standard Uph arms only)	
			80		THC		SS		
			80" Sleep Width		Thermoformed Cap		Fixed Solid Surface Table w/Storage		
					SSC				
					Solid Surface Cap				

AMELIO MODULAR | SLEEP SOFA W/CENTER SEAT

Description/Model	COM	1	2	COL 3	FABRIC GRADES 4	5	6	LEATHER 7	8	9	
	Amelio Sleep Sofa with center seat, no arms and steel legs										
	COM										
	AME6C68ALSNCFCXF2	5971	6464	6709	6955	7445	7938	8426	8918	9409	10390
	AME6C72ALSNCFCXF2	6157	6663	6917	7170	7675	8182	8686	9194	9699	10711
	AME6C76ALSNCFCXF2	6389	6909	7166	7425	7946	8466	8986	9504	10023	11062
AME6C80ALSNCFCXF2	6585	7122	7389	7657	8191	8728	9262	9798	10334	11405	
	Amelio Sleep Sofa with center seat, upholstered arms and steel legs										
	COM										
	AME6C68UPHNCFCXF2	6402	7000	7294	7584	8171	8754	9336	9923	10511	11676
	AME6C72UPHNCFCXF2	6595	7210	7513	7810	8415	9017	9616	10222	10826	12029
	AME6C76UPHNCFCXF2	6819	7445	7754	8056	8671	9283	9894	10510	11125	12349
AME6C80UPHNCFCXF2	7023	7670	7986	8297	8934	9563	10192	10826	11461	12721	
	Amelio Sleep Sofa with center seat, upholstered wide arms and steel legs										
	COM										
	AME6C68UPWNCFCXF2	6569	7166	7465	7762	8360	8953	9548	10146	10741	11933
	AME6C72UPWNCFCXF2	6772	7389	7697	8004	8616	9231	9844	10461	11072	12300
	AME6C76UPWNCFCXF2	6986	7610	7922	8236	8860	9485	10108	10732	11356	12606
AME6C80UPWNCFCXF2	7204	7846	8170	8491	9133	9776	10420	11063	11706	12993	

ORDERING NOTE:

Steel Legs are also available in Polished Chrome, Matte Black, and White finishes, please note clearly on your order.

AMELIO OPTIONS SELECTION:

Amelio Modular can be specified with the options below, choose your configuration facing the unit. To order, use the optional suffixes in the Product Code Key and add the upcharge from the chart below. **Note: No Cap (NC) is an automatic selection for Armless (ALS) units.**

Left Module	List	Center Module	List	Right Module	List	Base Style	List
Left Storage Seat(s)	427	Center Seat -w/storage	417	Right Storage Seat	427	Caster	219
Left Seat with Footrest	666			Right Seat with Footrest	666		

Amelio Option Upcharges		List	Grades			
			A - White	A - Color	B	C
CAL 133 & Moisture Barrier (per yard)	61	Solid Surface Arm Cap (pair)	222	233	253	267
Removable Seat Covers (per seat)	221	Solid Surface Wide Arm Cap (pair)	378	404	457	491
Thermoformed Arm Cap (pair)	174					
Thermoformed Wide Arm Cap (pair)	316					
Black, Grey or Taupe Urethane Arm Caps (n/a on wide arm)	116					
PowerDoc- Wide Arm	611					
PowerDoc - Table	611	Wood Arm Cap (pair)				
Swing Away Tablet	437	Wood Wide Arm Cap (pair)				
Cup Holder for Wide Arm (per cup/arm)	192					

Amelio Sleep Sofas are standard with a latex-free grey colored back. Upholstered backs are available for the following up-charges:

	Grade 1	Grade 2	Grade 3	Grade 4	Grade 5	Grade 6	Grade 7	Grade 8	Grade 9
\$ List	108	161	217	322	430	535	644	749	967

Combination Upholstery Options When Combination upholstery is specified with fabric of the same grade or COM, an upcharge for dual fabrics is \$32 list per unit and \$61 list per unit for three fabrics will be applied. When graded in combination upholstery is selected, use the highest grade upholstery selected or to obtain a quote for blended grading contact Customer Service (please provide the fabrics specified and location of where each fabric is to be applied on the product).

PRODUCT CODE KEY

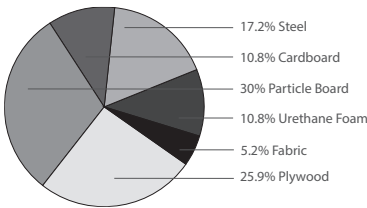
Line	Series	Chair Type	Size	Arm Type	Arm Cap Type	Left Module	Center Module	Right Module	Base Style
AME	6	C	68	ALS	NC	F	CX	F	1
Amelio	Motion	Sofa Sleeper w/Center Seat	68" Sleep Width	Armless	No Cap	Left Fixed Seat	Center Seat	Right Fixed Seat	Caster
			72	UPH	URE	S	CS	S	2
			72" Sleep Width	Upholstered Arms	Urethane (n/a on wide arm)	Left Storage Seat	Center Seat w/Storage	Right Storage Seat	Steel Legs
			76	UPW	WOD	0		O	
			76" Sleep Width	Upholstered Wide Arms	Wood Cap	Left Seat with Footrest (Standard Uph arms only)		Right Seat with Footrest (Standard Uph arms only)	
			80		THC				
			80" Sleep Width		Thermoformed Cap				
					SSC				
					Solid Surface Cap				

AMELIO BENCH SLEEPER | ENVIRONMENTAL SUMMARY

LEED CI CREDITS



MATERIAL CONTENT:



PRE-CONSUMER
RECYCLED CONTENT =37.18%

POST-CONSUMER
RECYCLED CONTENT =13.69%

Up to 28.02% of this Bench Sleeper product is recyclable at the end of its useful life.

CONTRIBUTES TO

CREDIT 2.1 - 2.2	Construction Waste Management	1-2 point(s)
CREDIT 3.3	Resource Reuse	1 point
CREDIT 4.1	Recycled Content	1 point
CREDIT 4.2	Recycled Content	1 point
CREDIT 4.5	Low Emitting Materials, Systems & Seating	1 point
CREDIT 5.1	Regional Materials*	1 point
CREDIT 7	Certified Wood (MUST BE REQUESTED)	1 point(s)

*This credit is only applicable if in total 20% of the combined value of the procurement of construction materials and in the furniture are manufactured within a radius of 500 miles. This credit will apply if the installation of the finished product occurs within 500 miles of Kitchener, Ontario.

level® CERTIFICATION, AIR EMISSIONS AND FSC® CERTIFICATION



level® CERTIFICATION

BIFMA's e3 Furniture Sustainability Standard is a voluntary, multi-attribute standard that measures the degree of sustainability of furniture. This standard evaluates product and company environmental attributes and compliance systems in a wide range of elements which include Materials, Energy & Atmosphere, Human & Ecosystem Health and Social Responsibility. Amelio products have earned level®, BIFMA's sustainability certification program for furniture, certification through third-party verification against the e3 standard.

AIR-EMISSIONS

All Amelio products are supplied with air-emissions certified. Contact customer service for information.



FSC®

In 2005, Krug received Forest Stewardship Council® (FSC®) Chain-of-Custody certification for our manufacturing facilities. The FSC® Chain-of-Custody tracks certified wood from seedling to final sale. It verifies that the material for our FSC® certified products only come from well-managed, FSC®-certified forests and other controlled sources. FSC® is dedicated to the promotion of responsible forest management worldwide helping to take care of forests for future generations. Amelio and other Krug products can be specified with FSC® Certification. Contact customer service for further information, pricing and lead times.

Architects, designers, and building professionals can specify FSC®-certified products in order to achieve a point from the US. Green Building Council's Leadership in Energy and Environmental Design (LEED) Rating System.

AMELIO BENCH SLEEPER | FEATURES & OPTIONS



FOLD DOWN SLEEP SURFACE

The seat cushion folds out onto a forward extending platform to transform the bench into a full-length sleeper. It features comfortable foam with a vinyl surface. Cushions can be removed for cleaning or replacement.



STEEL CONSTRUCTION

A welded steel interior framework provides exceptional strength and durability for extended product life and problem-free usage. The platform over the framework is covered in an attractive, durable upholstered cover to support infection control and ease of cleaning.



STEEL LEGS

The standard base is a 3" tall round steel leg in Silver Metallic with polymer glides. Rear glides are adjustable.



LATEX FREE

Krug products are made with latex-free materials to prevent the allergic reaction that latex causes in some people



REPLACEABLE COMPONENTS

Amelio Bench Sleepers is uniquely designed to allow major components to be field replaced, providing a very cost effective means to significantly extend the life of the product.



REMOVABLE COVERS

Removable seat and mattress covers are standard for easy cleaning or replacement.



LOCKING CASTERS

3" dual-wheel locking caster models are available.



STORAGE COMPARTMENT

Optional under-seat storage compartment features a cleanable interior surface with a vented bottom, and a clean-out for debris and liquids. The spring-assisted hinges hold the storage lid in the upright position to provide safe access.



ARM

Upholstered side arms can be trimmed with optional Grey & Black Urethane or Solid Surface Arm Caps to enhance the durability of the arms and provide a cleanable surface.



LAMINATE FRONT PANEL

Laminate can be specified for the front panel in Krug's in-stock laminates with matching 3mm edging. See [page 26](#) for laminate selection.

WEIGHT CAPACITIES

Amelio Bench Sleepers has been tested and complies with ANSI/BIFMA x5.4-2012 standards.

Amelio Bench Sleepers has a load weight rating of 525lbs

CUSTOM SIZING

Custom sizes are available and can be quoted, with a minimum order quantity of 10 units per size. Custom depth dimensions may require a higher minimum order quantity. Please contact Customer Service for a special quote.

Combination Upholstery Options When combination upholstery is specified with fabric of the same grade or COM, an upcharge for dual fabrics is \$32 list per unit and \$61 list per unit for three fabrics will be applied. When graded in combination upholstery is selected, use the highest grade upholstery selected or to obtain a quote for blended grading contact Customer Service (please provide the fabrics specified and location of where each fabric is to be applied on the product).

CAL 133 & MOISTURE BARRIER

California Technical Bulletin 133 is a flammability test for seating. Krug offers a compliance method which, in combination with non-flammable upholstery covers, may enable the products to meet certification requirements for this test. This process at the same time also provides the products with a Moisture Barrier - a treatment that helps to prevent the passage of liquids and moisture to inside of upholstered components - thereby conferring sanitary and anti-infection benefits. So when CAL 133 is specified, the product also automatically has a Moisture Barrier, and when a Moisture Barrier is specified, the product also features the compliance method and low flammability features of CAL 133.

The application of this upcharge and the compliance method does not mean that the specific configuration of product and upholstery cover are tested and officially certified as being CAL 133 compliant. If official certification is required, Krug will provide this (through an independent certified testing laboratory) at a charge of \$874 per item, plus the cost of the product to be tested. Lead time for certification testing is typically 4-8 weeks. Krug assumes no responsibility for the testing of our products in combination with upholstery covers, or for the results of any testing conducted. Some specific configurations of product and upholstery have already been tested. Please contact Customer Service for additional information.

AMELIO | BENCH SLEEPERS

DIMENSIONS

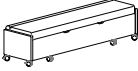
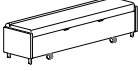
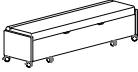
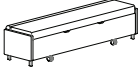
	Overall Width	Overall Depth (extended)	Overall Height	Sleep Surface Length	Seat Height (Sleep)	Width Between Arms	Arm Height	Seat Depth (Sleep)	Weight	Cubes
Armless										
68	70	21.5 (38)	19.5	68	19.5 (12")	n/a	n/a	21.5" (34)	158	21
72	74	21.5 (38)	19.5	72	19.5 (12")	n/a	n/a	21.5" (34)	166	22
76	78	21.5 (38)	19.5	76	19.5 (12")	n/a	n/a	21.5" (34)	174	24
80	82	21.5 (38)	19.5	80	19.5 (12")	n/a	n/a	21.5" (34)	182	25
With Arms										
68	74	21.5 (38)	27.5	68	19.5 (12")	68	27.5	21.5" (34)	198	33
72	78	21.5 (38)	27.5	72	19.5 (12")	72	27.5	21.5" (34)	206	34
76	82	21.5 (38)	27.5	76	19.5 (12")	76	27.5	21.5" (34)	214	36
80	86	21.5 (38)	27.5	80	19.5 (12")	80	27.5	21.5" (34)	222	37
Armless with Back										
68	70	21.5 (38)	35	68	19.5 (12")	n/a	n/a	17.5" (34)	168	37
72	74	21.5 (38)	35	72	19.5 (12")	n/a	n/a	17.5" (34)	177	39
76	78	21.5 (38)	35	76	19.5 (12")	n/a	n/a	17.5" (34)	186	41
80	82	21.5 (38)	35	80	19.5 (12")	n/a	n/a	17.5" (34)	195	43
With Arms and Back										
68	74	21.5 (38)	35	68	19.5 (12")	68	27.5	17.5" (34)	208	41
72	78	21.5 (38)	35	72	19.5 (12")	72	27.5	17.5" (34)	217	43
76	82	21.5 (38)	35	76	19.5 (12")	76	27.5	17.5" (34)	226	45
80	86	21.5 (38)	35	80	19.5 (12")	80	27.5	17.5" (34)	235	47
Storage Compartment										
68	28.75	11	6							
72	28.75	11	6							
76	28.75	11	6							
80	28.75	11	6							

COM REQUIREMENTS

	COM Yardage Complete Unit Standard Grey Outer Back	COM Yardage Complete Unit Coordinating Back	COM Yardage Seat Cushion	COM Yardage Full Height Back (w/Grey Outer Back)	COM Yardage Rear Panel Without Back	COM Yardage Front Kick Panel	COM Yardage Side Arms (set of 2)	COM Yardage Armless Side Panels (set of 2)
Armless								
68								
72	n/a	5.08	1.4	n/a	1.7	1.08	n/a	0.9
76								
80	n/a	5.08	1.4	n/a	1.7	1.08	n/a	0.9
With Arms								
68								
72	n/a	5.88	1.4	n/a	1.7	1.08	1.7	n/a
76								
80	n/a	5.88	1.4	n/a	1.7	1.08	1.7	n/a
Armless with Back								
68								
72	4.68	6.48	1.4	3.1 (1.3)	n/a	1.08	n/a	0.9
76								
80	4.68	6.48	1.4	3.1 (1.3)	n/a	1.08	n/a	0.9
With Arms and Back								
68								
72	5.48	7.28	1.4	3.1 (1.3)	n/a	1.08	1.7	n/a
76								
80	5.48	7.28	1.4	3.1 (1.3)	n/a	1.08	1.7	n/a

NOTE: Some vinyls, leathers and upholsteries are not suitable for application on Amelio seating.
The approval process is as follows:
1. A sample of the COM must be provided to Krug Customer Service prior to or at the time of order.
2. The sample will be reviewed and the customer advised if the upholstery cover is unsuitable.
3. The COM upholstery cover or leather will be inspected when received at the factory, to identify any further concerns with its suitability.

AMELIO | BENCH SLEEPERS

Description	Model	COM 1	2	COL 3	4	FABRIC GRADES 5	6	7	LEATHER 8	9
	68" Sleep surface, without back, upholstered front, without storage, armless with casters AME6BS68XUFALSNC1	4235	4369	4503	4768	5033	5298	5563	5829	6361
	72" Sleep surface, without back, upholstered front, without storage, armless with casters AME6BS72XUFALSNC1	4290	4424	4559	4827	5097	5366	5635	5904	6442
	76" Sleep surface, without back, upholstered front, without storage, armless with casters AME6BS76XUFALSNC1	4343	4481	4615	4888	5161	5433	5706	5978	6523
	80" Sleep surface, without back, upholstered front, without storage, armless with casters AME6BS80XUFALSNC1	4397	4536	4672	4948	5223	5500	5776	6054	6606
	68" Sleep surface, without back, upholstered front, without storage, armless with legs AME6BS68XUFALSNC2	4133	4267	4399	4665	4930	5196	5462	5728	6259
	72" Sleep surface, without back, upholstered front, without storage, armless with legs AME6BS72XUFALSNC2	4187	4321	4457	4725	4994	5264	5533	5801	6340
	76" Sleep surface, without back, upholstered front, without storage, armless with legs AME6BS76XUFALSNC2	4242	4377	4513	4785	5058	5330	5604	5874	6421
	80" Sleep surface, without back, upholstered front, without storage, armless with legs AME6BS80XUFALSNC2	4295	4433	4570	4845	5122	5398	5675	5949	6503
	68" Sleep surface, without back, upholstered front, with storage, armless with casters AME6BS68XUSALSNC1	4558	4689	4822	5087	5353	5618	5886	6151	6682
	72" Sleep surface, without back, upholstered front, with storage, armless with casters AME6BS72XUSALSNC1	4614	4749	4884	5154	5422	5691	5959	6229	6767
	76" Sleep surface, without back, upholstered front, with storage, armless with casters AME6BS76XUSALSNC1	4672	4810	4944	5218	5491	5762	6035	6308	6851
	80" Sleep surface, without back, upholstered front, with storage, armless with casters AME6BS80XUSALSNC1	4731	4868	5007	5282	5558	5835	6111	6387	6938
	68" Sleep surface, without back, upholstered front, with storage, armless with legs AME6BS68XUSALSNC2	4456	4587	4720	4985	5251	5517	5783	6048	6580
	72" Sleep surface, without back, upholstered front, with storage, armless with legs AME6BS72XUSALSNC2	4512	4646	4782	5051	5320	5589	5857	6126	6664
	76" Sleep surface, without back, upholstered front, with storage, armless with legs AME6BS76XUSALSNC2	4570	4708	4842	5114	5389	5660	5933	6205	6750
	80" Sleep surface, without back, upholstered front, with storage, armless with legs AME6BS80XUSALSNC2	4629	4767	4904	5180	5455	5733	6008	6284	6836

ORDERING NOTES: Bench sleepers can be specified with Urethane (URE) or Solid Surface (SSC) arm caps, replace "NC" in the model number with the **Arm Cap Type** selection below and add the upcharge.

Amelio Bench Sleeper Option Upcharges	\$ List		\$ List
CAL133 & Moisture Barrier (per yard)	61	Solid Surface Arm Cap (per pair) - Gr A White	220
Laminate Front Panel	294	Solid Surface Arm Cap (per pair) - Gr A Color	229
Urethane Arm Caps (per pair)	132	Solid Surface Arm Cap (per pair) - Gr B	244
		Solid Surface Arm Cap (per pair) - Gr C	255

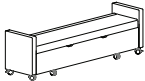
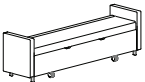
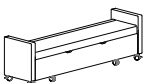

Amelio Bench Sleepers are standard with a latex-free grey colored back. Coordinating upholstered backs are available for the following up-charges:

	Grade 1	Grade 2	Grade 3	Grade 4	Grade 5	Grade 6	Grade 7	Grade 8	Grade 9
\$ List	108	161	217	322	430	535	644	749	967

PRODUCT CODE KEY

Line	Series	Chair Type	Size	Back Type	Front Type	Storage	Arm Type	Arm Cap Type	Base Style
AME	6	BS	68	X	U	F	ALS	NC	1
Amelio	Motion	Bench Sleepers	68" Sleep Surface	without back	Upholstered	w/o Storage	Armless	No Cap	Casters
			72	B	L	S	UPH	URE	2
			72" Sleep Surface	with back	Laminate	Storage	Upholstered Arm	Urethane	Legs
			76					SSC	
			76" Sleep Surface					Solid Surface	
			80						
			80" Sleep Surface						

AMELIO | BENCH SLEEPERS

Description	Model	COM 1	2	COL 3	4	FABRIC GRADES 5	6	7	LEATHER 8	9
	68" Sleep surface, without back, upholstered front, without storage, upholstered arm with casters AME6BS68XUFUPHNC1	4580	4731	4881	5185	5490	5792	6098	6399	7007
	72" Sleep surface, without back, upholstered front, without storage, upholstered arm with casters AME6BS72XUFUPHNC1	4632	4785	4940	5246	5554	5862	6167	6473	7088
	76" Sleep surface, without back, upholstered front, without storage, upholstered arm with casters AME6BS76XUFUPHNC1	4686	4841	4995	5307	5616	5928	6239	6548	7170
	80" Sleep surface, without back, upholstered front, without storage, upholstered arm with casters AME6BS80XUFUPHNC1	4740	4896	5054	5367	5681	5994	6310	6624	7251
	68" Sleep surface, without back, upholstered front, without storage, upholstered arm with legs AME6BS68XUFUPHNC2	4475	4629	4779	5084	5388	5689	5994	6297	6904
	72" Sleep surface, without back, upholstered front, without storage, upholstered arm with legs AME6BS72XUFUPHNC2	4530	4684	4838	5142	5450	5759	6064	6371	6986
	76" Sleep surface, without back, upholstered front, without storage, upholstered arm with legs AME6BS76XUFUPHNC2	4584	4738	4894	5205	5514	5824	6136	6445	7067
	80" Sleep surface, without back, upholstered front, without storage, upholstered arm with legs AME6BS80XUFUPHNC2	4637	4794	4950	5265	5579	5892	6208	6521	7149
	68" Sleep surface, without back, upholstered front, with storage, upholstered arm with casters AME6BS68XUSUPHNC1	4899	5051	5204	5507	5809	6114	6417	6721	7330
	72" Sleep surface, without back, upholstered front, with storage, upholstered arm with casters AME6BS72XUSUPHNC1	4958	5111	5264	5571	5877	6185	6493	6798	7415
	76" Sleep surface, without back, upholstered front, with storage, upholstered arm with casters AME6BS76XUSUPHNC1	5014	5170	5324	5636	5946	6258	6567	6878	7499
	80" Sleep surface, without back, upholstered front, with storage, upholstered arm with casters AME6BS80XUSUPHNC1	5074	5231	5388	5701	6015	6328	6642	6957	7585
	68" Sleep surface, without back, upholstered front, with storage, upholstered arm with legs AME6BS68XUSUPHNC2	4797	4948	5100	5404	5707	6012	6315	6618	7226
	72" Sleep surface, without back, upholstered front, with storage, upholstered arm with legs AME6BS72XUSUPHNC2	4855	5009	5161	5468	5775	6083	6390	6697	7312
	76" Sleep surface, without back, upholstered front, with storage, upholstered arm with legs AME6BS76XUSUPHNC2	4914	5067	5222	5534	5844	6156	6465	6776	7396
	80" Sleep surface, without back, upholstered front, with storage, upholstered arm with legs AME6BS80XUSUPHNC2	4970	5128	5284	5599	5913	6226	6541	6855	7482

ORDERING NOTES: Bench sleepers can be specified with Urethane (URE) or Solid Surface (SSC) arm caps, replace "NC" in the model number with the **Arm Cap Type** selection below and add the upcharge.

Amelio Bench Sleeper Option Upcharges	\$ List		\$ List
CAL133 & Moisture Barrier (per yard)	61	Solid Surface Arm Cap (per pair) - Gr A White	220
Laminate Front Panel	294	Solid Surface Arm Cap (per pair) - Gr A Color	229
Urethane Arm Caps (per pair)	132	Solid Surface Arm Cap (per pair) - Gr B	244
		Solid Surface Arm Cap (per pair) - Gr C	255





Amelio Bench Sleepers are standard with a latex-free grey colored back. Coordinating upholstered backs are available for the following up-charges:

	Grade 1	Grade 2	Grade 3	Grade 4	Grade 5	Grade 6	Grade 7	Grade 8	Grade 9
\$ List	108	161	217	322	430	535	644	749	967

PRODUCT CODE KEY

Line	Series	Chair Type	Size	Back Type	Front Type	Storage	Arm Type	Arm Cap Type	Base Style
AME	6	BS	68	X	U	F	ALS	NC	1
Amelio	Motion	Bench Sleepers	68" Sleep Surface	without back	Upholstered	w/o Storage	Armless	No Cap	Casters
			72	B	L	S	UPH	URE	2
			72" Sleep Surface	with back	Laminate	Storage	Upholstered Arm	Urethane	Legs
			76					SSC	
			76" Sleep Surface					Solid Surface	
			80						
			80" Sleep Surface						

AMELIO | BENCH SLEEPERS

Description	Model	COM 1	2	COL 3	4	FABRIC GRADES 5	6	7	LEATHER 8	9
	68" Sleep surface, with back, upholstered front, without storage, armless with casters AME6BS68BUFALSNC1	4448	4571	4694	4939	5183	5427	5672	5917	6408
	72" Sleep surface, with back, upholstered front, without storage, armless with casters AME6BS72BUFALSNC1	4505	4630	4753	5000	5248	5496	5745	5992	6489
	76" Sleep surface, with back, upholstered front, without storage, armless with casters AME6BS76BUFALSNC1	4561	4687	4814	5064	5316	5565	5818	6069	6569
	80" Sleep surface, with back, upholstered front, without storage, armless with casters AME6BS80BUFALSNC1	4616	4744	4872	5128	5380	5635	5890	6142	6653
	68" Sleep surface, with back, upholstered front, without storage, armless with legs AME6BS68BUFALSNC2	4347	4469	4590	4837	5082	5324	5569	5815	6305
	72" Sleep surface, with back, upholstered front, without storage, armless with legs AME6BS72BUFALSNC2	4402	4528	4651	4898	5147	5394	5642	5890	6387
	76" Sleep surface, with back, upholstered front, without storage, armless with legs AME6BS76BUFALSNC2	4459	4585	4711	4962	5212	5464	5715	5966	6468
	80" Sleep surface, with back, upholstered front, without storage, armless with legs AME6BS80BUFALSNC2	4515	4642	4770	5024	5278	5533	5788	6041	6550
	68" Sleep surface, with back, upholstered front, with storage, armless with casters AME6BS68BUSALSNC1	4751	4874	4996	5241	5487	5731	5974	6220	6710
	72" Sleep surface, with back, upholstered front, with storage, armless with casters AME6BS72BUSALSNC1	4813	4937	5061	5308	5557	5805	6051	6298	6795
	76" Sleep surface, with back, upholstered front, with storage, armless with casters AME6BS76BUSALSNC1	4872	4998	5125	5374	5625	5875	6129	6379	6881
	80" Sleep surface, with back, upholstered front, with storage, armless with casters AME6BS80BUSALSNC1	4933	5061	5188	5443	5695	5949	6205	6458	6967
	68" Sleep surface, with back, upholstered front, with storage, armless with legs AME6BS68BUSALSNC2	4650	4772	4895	5138	5386	5630	5872	6117	6608
	72" Sleep surface, with back, upholstered front, with storage, armless with legs AME6BS72BUSALSNC2	4710	4836	4958	5206	5454	5703	5948	6197	6693
	76" Sleep surface, with back, upholstered front, with storage, armless with legs AME6BS76BUSALSNC2	4770	4896	5022	5273	5523	5773	6027	6277	6779
	80" Sleep surface, with back, upholstered front, with storage, armless with legs AME6BS80BUSALSNC2	4830	4958	5085	5340	5592	5847	6103	6356	6865

ORDERING NOTES: Bench sleepers can be specified with Urethane (URE) or Solid Surface (SSC) arm caps, replace "NC" in the model number with the **Arm Cap Type** selection below and add the upcharge.

Amelio Bench Sleeper Option Upcharges	\$ List		\$ List
CAL133 & Moisture Barrier (per yard)	61	Solid Surface Arm Cap (per pair) - Gr A White	220
Laminate Front Panel	294	Solid Surface Arm Cap (per pair) - Gr A Color	229
Urethane Arm Caps (per pair)	132	Solid Surface Arm Cap (per pair) - Gr B	244
		Solid Surface Arm Cap (per pair) - Gr C	255



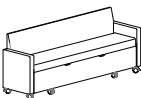

Amelio Bench Sleepers are standard with a latex-free grey colored back. Coordinating upholstered backs are available for the following up-charges:

	Grade 1	Grade 2	Grade 3	Grade 4	Grade 5	Grade 6	Grade 7	Grade 8	Grade 9
\$ List	108	161	217	322	430	535	644	749	967

PRODUCT CODE KEY

Line	Series	Chair Type	Size	Back Type	Front Type	Storage	Arm Type	Arm Cap Type	Base Style
AME	6	BS	68	X	U	F	ALS	NC	1
Amelio	Motion	Bench Sleepers	68" Sleep Surface	without back	Upholstered	w/o Storage	Armless	No Cap	Casters
			72	B	L	S	UPH	URE	2
			72" Sleep Surface	with back	Laminate	Storage	Upholstered Arm	Urethane	Legs
			76					SSC	
			76" Sleep Surface					Solid Surface	
			80						
			80" Sleep Surface						

AMELIO | BENCH SLEEPERS

Description	Model	COM 1	2	COL 3	4	FABRIC GRADES 5	6	7	LEATHER 8	9
	68" Sleep surface, with back, upholstered front, without storage, upholstered arm with casters AME6BS68BUFUPHNC1	4792	4933	5075	5356	5638	5922	6205	6489	7053
	72" Sleep surface, with back, upholstered front, without storage, upholstered arm with casters AME6BS72BUFUPHNC1	4847	4991	5134	5420	5706	5991	6277	6563	7135
	76" Sleep surface, with back, upholstered front, without storage, upholstered arm with casters AME6BS76BUFUPHNC1	4904	5048	5194	5483	5771	6060	6348	6639	7217
	80" Sleep surface, with back, upholstered front, without storage, upholstered arm with casters AME6BS80BUFUPHNC1	4961	5108	5254	5546	5838	6130	6421	6713	7297
	68" Sleep surface, with back, upholstered front, without storage, upholstered arm with legs AME6BS68BUFUPHNC2	4688	4830	4971	5255	5536	5820	6103	6387	6949
	72" Sleep surface, with back, upholstered front, without storage, upholstered arm with legs AME6BS72BUFUPHNC2	4744	4888	5032	5318	5604	5889	6175	6461	7033
	76" Sleep surface, with back, upholstered front, without storage, upholstered arm with legs AME6BS76BUFUPHNC2	4800	4945	5091	5380	5670	5958	6246	6537	7113
	80" Sleep surface, with back, upholstered front, without storage, upholstered arm with legs AME6BS80BUFUPHNC2	4857	5006	5151	5444	5735	6029	6318	6611	7196
	68" Sleep surface, with back, upholstered front, with storage, upholstered arm with casters AME6BS68BUSUPHNC1	5093	5236	5378	5660	5943	6226	6508	6791	7357
	72" Sleep surface, with back, upholstered front, with storage, upholstered arm with casters AME6BS72BUSUPHNC1	5155	5297	5441	5728	6013	6297	6584	6870	7442
	76" Sleep surface, with back, upholstered front, with storage, upholstered arm with casters AME6BS76BUSUPHNC1	5214	5361	5505	5793	6083	6371	6660	6948	7529
	80" Sleep surface, with back, upholstered front, with storage, upholstered arm with casters AME6BS80BUSUPHNC1	5275	5422	5568	5861	6154	6444	6736	7030	7613
	68" Sleep surface, with back, upholstered front, with storage, upholstered arm with legs AME6BS68BUSUPHNC2	4992	5134	5275	5558	5841	6124	6405	6687	7254
	72" Sleep surface, with back, upholstered front, with storage, upholstered arm with legs AME6BS72BUSUPHNC2	5053	5195	5339	5624	5912	6196	6482	6768	7339
	76" Sleep surface, with back, upholstered front, with storage, upholstered arm with legs AME6BS76BUSUPHNC2	5112	5257	5401	5691	5981	6269	6558	6847	7424
	80" Sleep surface, with back, upholstered front, with storage, upholstered arm with legs AME6BS80BUSUPHNC2	5172	5320	5466	5758	6050	6343	6634	6925	7512

ORDERING NOTES: Bench sleepers can be specified with Urethane (URE) or Solid Surface (SSC) arm caps, replace "NC" in the model number with the **Arm Cap Type** selection below and add the upcharge.

Amelio Bench Sleeper Option Upcharges	\$ List		\$ List
CAL133 & Moisture Barrier (per yard)	61	Solid Surface Arm Cap (per pair) - Gr A White	220
Laminate Front Panel	294	Solid Surface Arm Cap (per pair) - Gr A Color	229
Urethane Arm Caps (per pair)	132	Solid Surface Arm Cap (per pair) - Gr B	244
		Solid Surface Arm Cap (per pair) - Gr C	255

Amelio Bench Sleepers are standard with a latex-free grey colored back. Coordinating upholstered backs are available for the following up-charges:

	Grade 1	Grade 2	Grade 3	Grade 4	Grade 5	Grade 6	Grade 7	Grade 8	Grade 9
\$ List	108	161	217	322	430	535	644	749	967

PRODUCT CODE KEY

Line	Series	Chair Type	Size	Back Type	Front Type	Storage	Arm Type	Arm Cap Type	Base Style
AME	6	BS	68	X	U	F	ALS	NC	1
Amelio	Motion	Bench Sleepers	68" Sleep Surface	without back	Upholstered	w/o Storage	Armless	No Cap	Casters
			72	B	L	S	UPH	URE	2
			72" Sleep Surface	with back	Laminate	Storage	Upholstered Arm	Urethane	Legs
			76					SSC	
			76" Sleep Surface					Solid Surface	
			80						
			80" Sleep Surface						

GENERAL INFORMATION

Terms and Conditions

Net 30 days on approved credit. A late payment charge of 1% per month will be applied on overdue invoices. This charge will be pro-rated to the number of days past 30 days that the invoice is overdue. All applicable sales taxes are extra. Distribution of this price list does not in itself constitute an offer to sell. Orders can be received only from authorized Krug dealers. Acceptance of any order and terms of sale may be established at the discretion of Krug. Deposits are required on orders received from new accounts as well as on large or special orders. Krug reserves the right to discontinue designs, or to change designs, construction, prices, or materials without notice.

Contact Information

Phone: 1.888.578.KRUG (5784) | Fax: 1.519.748.5177

Purchase Order Fax: 1.888.236.4783

Purchase Order E-mail: orders@krug.ca

Web: www.krug.ca E-mail: solutions@krug.ca

Customer Service Hours

Please note customer service hours are:

8:30 am to 5:00 pm est

Customer Satisfaction

It is the primary goal of Krug and our staff to ensure the complete satisfaction of our customers with our products and performance. If a problem arises with a Krug product after the expiration of the limited warranty period, Krug will exercise its best efforts to achieve the satisfaction of the customer in a manner that is fair to all concerned.

Order Acknowledgments

Each order will be acknowledged via e-mail or fax. This acknowledgment is the final agreement between Krug and the customer, superseding all previous communications regarding the purchase order. Where there is a discrepancy on a purchase order between a product code and a description, Krug will make every effort to resolve the discrepancy, but will be ruled by the product code ordered. Please check all acknowledgments for accuracy, and advise Krug of any discrepancies with a purchase order.

Order Cancellation

Krug reserves the right to not accept or allow cancellation of orders. All products are manufactured on a custom-made, make-to-order basis, and the purchasing, engineering and production of orders begins shortly after order placement - and the customer purchase order is a contract that authorizes Krug to manufacture the products. Acceptance of order cancellation (or partial cancellation) is solely at the discretion of Krug, and is dependent on the extent to which engineering, purchasing and manufacturing has been initiated by the time cancellation is requested. No order cancellations (partial or otherwise) are allowable more than 4 weeks from date of order placement (as order production is unable to be terminated by that point), and full payment of the acknowledged order value is required for any orders cancelled after 4 weeks. Cancellations may be allowable in less than 4 weeks after order placement, depending on the extent to which manufacturing has been initiated. An acceptance of order cancellation requires that the purchaser agrees to make payment for all costs incurred to the point of acceptance of cancellation. Cancellation charges include all costs for purchase of dedicated material and components, engineering costs for non-standard products, and all costs for manufacturing completed to that point, as well as a \$367 net charge for processing of the original order and for processing of cancellation invoicing.

Pricing

Krug endeavors to ensure that all prices in this price list reflect accurately our current prices. However, errors do occur and will be rectified through notices to the field. Krug reserves the right to acknowledge pricing that may be different from the price list.

Storage Charges

Krug reserves the right to assess a nominal storage charge if a customer does not accept shipment of an order within a week of the ship date.

Warranty

Krug warrants the construction and the finish of all our products to be free from defects in materials and workmanship for the lifetime of their use. This warranty is applicable to products in use by their original purchaser. This warranty does not apply to components not manufactured by Krug including textiles, which are subject to the specific warranties of those manufacturers, if any. Textiles (fabric, leather, vinyl, or any other covering material) suppliers do not guarantee their products for durability and color fastness, and nor does Krug. Casters, mechanical and electrical components have a warranty of five years from the date of purchase. The Krug warranty does not apply to COM-specified materials, damage caused by a carrier other than Krug, or variation in wood finishes due to natural wood color variation. Krug cannot be held responsible for variations in fabric dye lots from order to order. All fabric is carefully inspected when it is received, but a degree of variation in color should be expected. Repairs or replacement of any defect covered under this warranty by Krug will be made, at our option and method, at no charge to the original purchaser during the warranty period. Krug's judgement is final and binding with respect to the nature or cause of defects or damage, and the necessity or manner of repair or replacement.

This warranty does not apply to defects or damage resulting from:

- normal wear and tear occurring with the use of the product
- negligence, misuse, excessive use, alteration, improper cleaning or repair
- substitution or use of incorrect or unauthorized components or material
- handling or installation that is incorrect, or that causes damage or defect
- damage incurred by a freight carrier other than Krug
- wearing of finishes and fabrics, and normal variations in materials (including dye lot variations)
- properties of natural materials, including wood and leather
- exposure to environments with uncontrolled temperature and humidity (products must be transported, stored and used in climate-controlled conditions)

Note, specific warranties for components and materials not manufactured by Krug:

Jordan Sleepers Heavy-Duty Mechanism, made with heavy gauge steel and minimal moving parts - is backed by a 5-year warranty on the mechanism itself, in addition to the lifetime warranty on the rest of the product. If it does become damaged or degraded, the mechanism can be field-replaced.

Juno and Trevisa Overbed Tables have a 2-year warranty.

Blanket Wrapping

Krug will blanket wrap larger seating orders at customer's request. Please indicate on your purchase order and contact Customer Service.

Export Packaging

Krug is pleased to provide the option for export packaging on all our products, to provide additional protection from damage. For shipments overseas, a quote for export packaging can be provided, based on the products to be ordered and the delivery destination - please contact Customer Service or Bids & Specification Support for more information and a quotation. KRUG is not responsible for shipment damage occurring on overseas shipments

Export Packaging is STRONGLY RECOMMENDED for:

- (A) all shipments outside of the lower 48 states and Canada.
- (B) all shipments that will be held in storage for an extended period prior to installation.

Important: Please note that Krug will not be responsible for damage claims on product shipped or stored in the above conditions but where export packaging has not been utilized.

Dimensions

Dimensions are in inches and approximate, and subject to change without notice. Contact Customer Service if dimensions are critical.

GENERAL INFORMATION

Freight Terms and Conditions

1. All product is shipped FOB the Krug factory. Freight is either pre-paid to the destination or not pre-paid, depending on established customer specific freight terms.

2. Docks at the selected delivery location must be equipped to handle a 53' trailer. If a dock is inadequate for delivery by Krug, Krug will re-deliver to another local location and any additional costs will be charged to the customer.

3. For all deliveries, it is understood that Krug or its agent is making a dock delivery only (equipped to handle a 53' trailer), and any further work of truck unloading, delivery beyond the dock, installation, and removal of packaging is not authorized or paid for by Krug.

4. Drop shipments to the installation site, and timed deliveries, are available on larger shipments (full truckloads or slightly less) at no additional charge. Drop shipments or timed deliveries for smaller shipments may not be available, or if available will require a surcharge. Deliveries on an after hours basis, or on weekends, or any other special requirements, may be subject to a surcharge. Location and contact information, and the requested time of delivery, is required at least one week prior to the acknowledged shipment date. If this information is not provided one week in advance, or if the location or time of the drop shipment is changed less than one week in advance, a surcharge may be applied, and/or the drop shipment may not be scheduled. For deliveries requested Monday to Thursday after 5:00 pm, please apply a surcharge of \$262/shipment. For deliveries requested Monday to Friday before 7:00 am, please apply a surcharge of \$262/shipment. For deliveries requested Friday (after 3:00 pm) or weekends, please apply a surcharge of \$525/shipment. (local times).

5. For all deliveries - whether to the Customer location or drop shipment - any circumstances that result in the delay of our carrier (including unsuitable receiving facilities, or facilities not open or available), service charges will be applied at the rate of \$78/hour. Where re-delivery is necessary because of these circumstances, the full cost of re-delivery will be charged. If Less Than Truck Load is delivering, one hour is allocated to unload. Any additional time required to unload after the first hour is \$78/hour. If a Truck Load is delivering the order, three hours is allocated to unload. Any additional time required to unload is \$78/hour. Direct deliveries to site for large orders are possible, (must exceed \$60,000 net), and accommodate 48 - 53' trailers. Krug is responsible for delivery to the approved delivery address. If an address change is required, this must be authorized by Krug 5 business days prior to ship date. Any additional delivery costs incurred after this time will be charged to the customer.

Product Strength and Durability Testing

All Krug products have been thoroughly tested, and exceed the testing requirements of ANSI/BIFMA seating standard. Specific test results and documentation are available on request.



Installation Support

For assistance please contact Technical Support at 1-888-578-5784 x216 or e-mail installationhelp@krug.ca and you will be directed to the appropriate installation support person.

Damaged Shipments

All Krug product is well engineered, carefully inspected, and expertly loaded onto our trucks at our Distribution Center. If you receive any damaged freight, we ask that you do not refuse the shipment. Krug is not responsible for damage to goods that occurs in transit or

storage. It is the purchaser and/or receiver's responsibility to examine the goods upon receipt and to notify Krug of any damages, overages or shortages. Any discrepancies should be noted on the Bill of Lading. The delivering carrier will not accept responsibility for shortages or damages if signed "clear". Notification of concealed damage claims must be made to Krug Distribution within 5 days of delivery, along with digital pictures if available. All product and packaging must be available for inspection. Krug liability ceases after 5 business days and Krug will not be responsible for concealed damages if shipments are left unopened. Krug is not responsible for the condition of product that is stored or installed in an environment where temperature and humidity are not controlled.

Field Product Report Authorization

Krug's written authorization, in the form of an FPR number, must be obtained prior to incurring charges of any kind if Krug is expected to pay these charges. This includes authorization for returns, field repairs and replacements, post field repairs, installation and delivery charges. Krug reserves the right to have its representative inspect product related to any request for such authorizations, prior to that authorization being provided. Deductions from invoices paid for any charges to Krug, without prior written authorization in the form of an FPR, will not be accepted. Digital photographs may be required to complete the FPR process.

Returns

No merchandise may be returned without Krug's prior written consent. In the event of an authorized return, a Field Product Report (FPR) number will be issued, and a restocking charge will apply. Return transportation charges must be prepaid. Unauthorized returns will not be accepted and will be returned freight collect. All merchandise being returned must be properly packaged in its original or comparable replacement packaging to ensure protection of the product during handling and transportation. Returns on orders duplicated by the customer must be received in their original packaging to be accepted. Product being returned where Krug has authorized its liability for replacement or repair will be thoroughly inspected on its return, and the results compared to the reason for the return stated on the FPR. Any discrepancies, such as additional damage, signs of usage, missing parts, etc., will result in an adjustment to the amount of credit issued.

Custom Capabilities

Over 15% of our orders involve some type of custom work, and we invite our customers to make use of our extensive capabilities.

These include:

- 1) Dimensional customization of standard size products
- 2) Custom finishes
- 3) For larger orders, completely custom-designed products, as well as non-standard wood species can be specified.

Custom orders may require additional production lead times. Contact Engineering at the e-mail address engquotes@krug.ca.

Care and Maintenance Leather

Leather is a natural product and requires very little care during use. Most stains can be removed with a clean dry cloth. For stubborn spots and stains, use a mild non-detergent cleaner, rinse well and let air dry naturally. Do not use saddle soap, cleaning solvents, furniture polish, oils, varnish, abrasive cleaners, soaps or ammonia waters.

Fabric Upholstery

Professional upholstery cleaning is recommended.


Flammability Standards for Krug Textiles - Upholstery Program

- Passes State of California Technical Bulletin CAL 117-2013

Krug Textiles - Stocked Fabric Program

Grade 1

ARLO



308 MIDNIGHT



306 PETROL



908 CHARCOAL



93 SEAL



601 PEARL



84 NUTMEG



62 OATMEAL



90 LIMESTONE

FRANKLIN




47 CAMEL



3009 MIDNIGHT



67 FAWN




97 CINDER



94 METAL



909 BLACK



9004 CHARCOAL




308 PETROL



108 ORCHID

COMRADE



309 MIDNIGHT



84 TEAK



63 LINEN



24 ALPINE



905 IRON



601 SNOW



57 MARIGOLD



31 DUCK EGG

FELICITY



601 IVORY



305 SKY




603 TAUPE



93 COAL



405 HENNA



64 PUTTY



62 FAWN



36 BLUEBERRY

KRUG TEXTILES - UPHOLSTERY FABRICS

Krug Textiles - Stocked Fabric Program

Grade 2

GRADDY




25 CAPER



31 SKY



604 FLAX



901 CHAR



93 GRAY



34 SLATE



84 TEAK



98 NICKLE

YATES




84 BIRCH



44 CLAY



87 TAUPE



25 JUNIPER



305 INDIGO



109 CRANBERRY



803 TOAST



92 ZINC



91 SILVER



908 CHARCOAL

MCCOY



608 TUNDRA



601 CREME



908 CHARCOAL



62 COPPER



108 CORDOVAN



32 ROBIN'S EGG




94 MERCURY



84 BARK

ORIS




908 DOMINO




604 BARK



601 CREAM



306 DELFT




902 ZINC



305 MIDNIGHT



64 PUTTY




205 CHARTREUSE


Krug Textiles - Stocked Fabric Program

Grade 3


MORITZ




205 SPEARMINT



61 OYSTER




306 CADET




104 MULBERRY



31 AEGEAN



9008 CHARCOAL



82 CLAY



304 CAPRI

LORENZO



306 INDIGO



24 ALPINE




64 LINEN



91 FLANNEL




32 MIST



601 CREAM



106 HENNA



604 STUCCO

BISCOTTI



302 CAPRI



45 SPICE



61 DESERT



91 GRANITE

INTRIGUE



601 OYSTER



27 OLIVE



4003 OCHRE



908 CHARCOAL



3009 MIDNIGHT



805 PECAN



608 STUCCO



605 STRAW


KRUG TEXTILES - UPHOLSTERY FABRICS

Krug Textiles - Faux Leather Program - Grade 2



Krug Textiles - Leather Program - Grade 8

Please contact Customer Service for specific information on leathers, available colors and lead times.



Krug Textiles - Cut fabric NET price per yard

Grade 1	\$21
Grade 2	\$33
Grade 3	\$44

LATEX FREE

Krug products are made with latex-free materials to prevent the allergic reaction that latex causes in some people.

CUSTOMER'S OWN MATERIAL - C.O.M.

Customer's Own Material (COM/COL)

COM/COL must be received three weeks prior to the acknowledged ship date. Orders with COM/COL not received by the required deadline will be delayed. A description of the upholstery cover, including supplier name, pattern name, upholstery cover name and color number must be included with the purchase order.

COM/COL testing requires 3 business days and samples are to be directed to Customer Service. The customer has the option of providing the sample COM/COL before, at time of order, or once the sample COM/COL is received. If the customer does not send a sample for approval in advance of sending actual material, Krug will not be responsible for the cost of any upholstery cover or other material that it determines to be unsuitable for the product or our process.

When the COM/COL upholstery cover is received at Krug, it must be clearly identified with the upholstery cover name and color, and tagged with name of the Krug customer and purchase order number. Krug will inspect all COM/COL upholstery covers when received to determine if it will be suitable for upholstery. Where Krug feels that the upholstery cover or leather specified will compromise the quality or integrity of our products, customers will be contacted to direct these concerns. Further, Krug reserves the right to refuse to accept and use any COM upholstery covers or leathers that will compromise our products in any way that is unacceptable to Krug. Krug cannot assume responsibility for the durability or tailoring quality of customer's own material.

Yardage specified in this price guide is approximate. In the case of multiple product orders, multiply the number of items by the COM yardage specified to determine upholstery cover required, unless otherwise indicated. Additional yardage may be needed if the material is less than 54" wide, or patterned or striped and requires matching. All COMs are cut "up the roll" unless otherwise stated by the customer. All striped upholstery covers will be applied vertically unless otherwise stated by the customer and after approval by Krug. Krug will not be responsible for directional or positional problems with its application of COM material, unless it has been provided with explicit instructions by the customer. Special instructions should be sent to Krug Customer Service, including a sample (or photocopy) of the upholstery cover. Krug is not responsible for instructions sent with the upholstery cover rolls, or for the method of upholstery if no instructions have been provided.


Price increases and freight charges to COM/COL acquired on the customer's behalf will be passed onto the customer.

Application of Directional Upholstery cover

Some COM upholstery covers will be considered directional by Krug even though they are not considered directional by the supplier. All COMs are automatically cut "up the roll" unless otherwise stated by the customer (please see below).



Standard-Cut
"up the roll"



Non-Standard-Cut
across the roll "railroad"

COM/COL Shipping Procedures

For seating COM/COL upholstery covers, please send upholstery covers to:

Krug Inc.
111 Ahrens Street
Kitchener, Ontario
Canada N2H 4C2

Attention: RECEIVER

COM/COL orders cannot be scheduled into production until the upholstery cover has arrived and inspection is complete.

All packages must be clearly marked

"For Customs Clearance by Willson International Custom Brokers".

According to the North American Free Trade Agreement (NAFTA), goods shipped between the United States and Canada can qualify for exemption from all duties, or for a reduction in duties, if the goods can be proven to originate in either the United States, Canada or Mexico.

Canada Customs requires that a NAFTA Certificate of Origin and a Commercial Invoice be completed and sent with the upholstery cover shipment. The Commercial Invoice must clearly state the description of the upholstery cover, the selling price, the make-up or content, and the purchaser. The absence of these two documents will delay the shipments at the U.S./Canada border, thereby potentially delaying the customer order. If the total value of the shipment is less than \$1200 U.S., Customs will accept a Low Value Statement of Origin in place of the NAFTA Certificate of Origin. The Low Value Statement must be signed by a representative of the exporting company. This statement may either be included on the commercial invoice or attached to the invoice. Krug is happy to answer any questions or concerns about COM/COL shipping procedures and the required documents.

CAL 133 & Moisture Barrier

California Technical Bulletin 133 is a flammability test for seating. Krug offers a compliance method which, in combination with non-flammable upholstery covers, may enable the products to meet certification requirements for this test. This process at the same time also provides the products with a Moisture Barrier - a treatment that helps to prevent the passage of liquids and moisture to inside of upholstered components - thereby conferring sanitary and anti-infection benefits. So when CAL 133 is specified, the product also automatically has a Moisture Barrier, and when a Moisture Barrier is specified, the product also features the compliance method and low flammability features of CAL 133.

The application of this upcharge and the compliance method does not mean that the specific configuration of product and upholstery cover are tested and officially certified as being CAL 133 compliant. If official certification is required, Krug will provide this (through an independent certified testing laboratory) at a charge of \$874 per item, plus the cost of the product to be tested. Lead time for certification testing is typically 4-8 weeks. Krug assumes no responsibility for the testing of our products in combination with upholstery covers, or for the results of any testing conducted. Some specific configurations of product and upholstery have already been tested. Please contact Customer Service for additional information.

C.O.L. Yardage

To calculate C.O.L. yardage required, please use the following conversions based on COM yardage: Leather must be ordered in square footage.

- 17 square feet in a yard
- Approx. 3 yards in a hide
- Approx. 51 square feet in a hide
- Please use grade 3 pricing for COL

Upholstery Cover Yardage Calculation

To calculate yardage required for COM and other non-standard upholstery cover orders, please contact Krug Customer Service at 1.888.578.5784. Unless otherwise stated, upholstery cover rolls are assumed to be a minimum 54" wide. Please use the guide below to calculate the percentage of extra upholstery cover required to cover large repeats. The repeat is calculated by adding both the vertical and horizontal measurements together and then referring to the chart below for extra yardage required.

FABRIC	2"-14"		15"-19"		20"-27"		28"-36"	
	Plain	Repeat	Repeat	Repeat	Repeat	Repeat	Repeat	Repeat
54	0%	10%	15%	20%	20%	25%		
53-50	16%	20%	25%	30%	30%	35%		
48	16%	25%	30%	35%	35%	40%		
45	40%	50%	55%	60%	60%	65%		
36	50%	60%	65%	70%	70%	75%		

GRADED-IN UPHOLSTERY PROGRAMS

Krug has partnered with several textile brands to grade in their offerings, designed to provide a wide range of upholstery selections for our seating products.

Upholstery pricing and availability is subject to change without notice. We grade this upholstery according to the pricing of the fabric suppliers - when their pricing changes, the Krug grade may change.

When placing an order, a Krug customer must specify the complete upholstery number, along with the appropriate Krug model number and finish. Krug will supply the complete product at the prices listed. Orders specifying graded-in upholstery cannot be cancelled once the upholstery has been ordered.

Upholstery Grades

To determine the price of a product for graded-in upholstery, use the reference lists located on Krug's website under - Products - Textiles, to view the upholstery grade (1-9). Krug is not responsible for the discontinuation of this upholstery. Please contact Customer Service for information on upholstery not listed.

When two upholstery selections are specified for use on seating, the higher grade upholstery price will apply to the order.

High Performance upholstery; Polyurethane, Vinyl or Crypton, is particularly suitable for healthcare and other intensive-use environments.

Upholstery Samples

If you require additional samples or memos for presentation, please contact fabric supplier directly.

Flammability Standards

- Tunnel Test Surface Ratings Class A rating
- Class 1 UFAC
- Passes State of California Technical Bulletin 117-Section E

Please contact fabric supplier directly for further flammability information pertaining to specific upholstery.

Special Conditions

Acknowledgments will give the estimated delivery date of the finished product. Some upholstery is imported, and availability may affect estimated delivery time. For large projects, please contact fabric supplier directly for availability of yardage.

KRUGEXPRESS PROGRAM

PROGRAM DETAILS

KrugExpress orders are ready to ship by the date acknowledged. Delivery and shipping schedules may result in actual shipping of orders at a later date. Statutory holidays and scheduled factory vacations may add to acknowledged lead times of *KrugExpress* orders. Unless otherwise specified on the order, the customer's standard method of shipping Krug products will be utilized.

Available factory capacity for *KrugExpress* is filled by orders received on a "first come, first serve" basis. If the normal *KrugExpress* lead time is not available for your order because available capacity has been filled, you will be immediately advised of the earliest available ready-to-ship date. Please consult your Customer Service representative in advance if you wish to confirm the specific lead time availability for a *KrugExpress* order.

Orders must be received by midnight of a given day for that day to be considered the official day the order is received. Order lead times are acknowledged from the date the order is received, but not including the date the order is received.

KrugExpress orders must be "clean" when received in order to be considered officially received on a given day, and lead times will be acknowledged from the date orders are determined to be "clean". Changes to *KrugExpress* orders are not allowed under any circumstances.

Orders for product on *KrugExpress* must clearly state: "*KrugExpress*".

COM and graded-in upholstery is available on Krug Express. Orders are scheduled on Krug Express, and given the best available date, when the upholstery is received at Krug. Some conditions apply.

SEATING PROGRAM

Orders for seating products on the *KrugExpress* program may be subject to quantity maximums. Please contact Krug Customer Service for more information.

Quantity maximums are dependent upon available capacity, in order to insure that we ship all orders on time.

Please note that the CAL 133 option is not available on *KrugExpress*.

WOOD FINISHES

Standard wood finishes are:

SPECIES	FINISH
BEECH	Appalachian Cherry
	American Cherry
	Imperial Cherry
	Light Cherry
	Medium Cherry
	Natural Cherry
	Sable Cherry
	Standard Cherry
	Light Oak
	Harvest Oak
	Mahogany
	Mellow Oak
	Espresso
	Cordovan Walnut
	Natural Walnut
	Regular Walnut
	Dark Walnut
	Clear Beech
	Medium Anigre
MAPLE	Clear Maple
	Honey Maple
	Wheat Maple

WOOD FINISHES TO MATCH STANDARD LAMINATES

Willow on Beech
Copper on Beech
Shiraz Cherry on Beech
Park Avenue Walnut on Beech
Chocolate on Beech
Nutmeg on Beech
Portobello on Beech
Ash on Beech
Dune on Maple

LAMINATES

Krug's in-stock Laminates are available in 17 different laminate selections. Please note that 4 of the colors (Gingerbread, Portobello, Ash and Willow) have textured finishes and may not be appropriate for use in patient areas due to infection control concerns. Minimum order quantities and extended lead times may apply for exotic laminate colors, please check with customer service. Polymer Edge will be selected to match the worksurface. Krug's previous laminate in-stock program will be phased out as in-stock supply depletes. Please contact customer service for availability.

IN-STOCK LAMINATES

Wood Grain Laminates	High Pressure Laminate Supplier	Textured Wood Grain Laminates	High Pressure Laminate Supplier
Champagne	Tafisa T492CR	Gingerbread	Tafisa T556UR
Hardrock Maple	Formica 86992-58	Portobello	Tafisa T557UR
Dune	Tafisa T491CR	Ash	Tafisa T535AT
Copper	Tafisa T521CR	Willow	Tafisa T543AT
Shiraz Cherry	Tafisa T472CR	Solid Laminates	
Park Avenue Walnut	Wilsonart 7984-38	Designer White	Wilsonart D354-60
Chocolate	Tafisa T498CR	Platinum	Tafisa T202CR
Nutmeg	Tafisa T477CR	Earth	Tafisa T767CR
Dark Walnut	Tafisa T469CR	Charcoal	Tafisa T228CR

PHASE OUT LAMINATES

Almond - Black- Shadows - Edgewood Sycamore - Gunstock Walnut

THERMOFORMED LAMINATES

Champagne | Hardrock Maple | Copper | Park Avenue Walnut | Dark Walnut | Ash | Nutmeg | Designer White | Platinum | Earth

NATURAL CHARACTERISTICS OF WOOD

Wood is a natural product with inherent color variations that will never be fully mitigated by the finishing process. Please anticipate variation in colors within a single unit, from piece to piece, and from Krug wood finish samples. If a very close match is required, a sample must be provided with the order and an upcharge will apply. Exact color matches are not possible.

Custom Wood Finishes

Custom Wood Finishes

Add 10% list to your order for special finishes, minimum upcharge is \$525 list per finish per order. (For example, on all orders up to \$5250 list, an upcharge of \$525 will apply, on orders \$5000 and up add 10% list to your order.)

Special finish upcharges on seating products are calculated on a grade 1 value. For orders with special finishes, a sample that is a minimum 3" by 3" must be received with the order. Special finishes may add additional lead time to production schedules. Since wood is a natural product, some variations in grain, color and stain acceptance will occur. In our finishing processes, we try to minimize variations, but some variation between samples and finished goods should be anticipated.

Dual Finishes

Add 10% list per item if specifying dual finish.

Standard Wood Finishes

No upcharge will be applied when specifying a finish available as standard on one species onto maple seating and occasional tables. Clear finishes are not available on other species since they are a clear finish on top of the natural veneer color.

AMELIO | FINISHES


SOLID SURFACE PROGRAM

The Solid Surface option provides an enhanced durability, protection and cleanability. It is available in 8 standard colors and is replaceable if it becomes damaged or degraded. See individual products for list upcharge chart.

GROUP GRADE A - WHITE




Glacier White



Cameo White

GROUP GRADE A - COLOR




Bisque




Linen

GROUP GRADE B




Antarctica

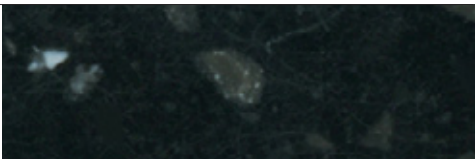


Savannah

GROUP GRADE C



Dove



Deep Night Sky

AMELIO SLEEP SOFA URETHANE COLOR



Black



Grey



Taupe

AMELIO BENCH URETHANE COLORS



Grey



Black



FSC
www.fsc.org
FSC® C021699

The mark of responsible forestry



All products are air emissions certified and are available as FSC® certified

krug

solutions@krug.ca | www.krug.ca | 1.888.578.KRUG