

**Amelio**  
Price and Specification Guide  
**USA**



**krug** HEALTHCARE 

**vizient**®  
Awarded Supplier

# AMELIO | TABLE OF CONTENTS

## AMELIO SLEEP SOFA

- 2 Amelio & Amelio Modular Sleep Sofa Features
- 3 Amelio & Amelio Modular Sleep Sofa Options
- 4 Amelio LEED Credit Summary
- 6 Amelio Dimensions & COM Requirements
- 7 Amelio Sleep Sofa Pricing
- 10 Amelio Modular LEED Credit Summary
- 11 Amelio Modular Dimensions
- 12 Amelio Modular COM Requirements
- 13 Amelio Modular Module Features
- 14 Amelio Modular Pricing

## AMELIO BENCH SLEEPER


- 17 Amelio Bench Sleeper LEED Credit Summary
- 18 Amelio Bench Sleeper Features & Options
- 19 Amelio Bench Sleeper Dimensions & COM Requirements
- 20 Amelio Bench Sleeper Pricing

## GENERAL INFORMATION

- 24 Terms & Conditions
- 24 Warranty
- 26 KRUG Textiles - Upholstery Fabrics
- 28 KRUG Textiles - Leather & Faux Leather
- 30 Customer's Own Material (COM/COL)
- 30 CAL 133 & Moisture Barrier
- 31 Graded-In Upholstery Programs
- 31 *KrugExpress* Program
- 32 Wood Finishes
- 32 Standard Laminates
- 33 Solid Surface Program
- 33 Urethane Color Options


# AMELIO & AMELIO MODULAR | SLEEP SOFA FEATURES

Amelio Modular is an innovative, patent-pending sleep solution that has been designed to allow hospitals to more cost-effectively address a constant reality: the need for change. Patient rooms are not static spaces, and Amelio Modular enables you to adapt them to changing needs. Each component of Amelio is a module, designed to be added or removed as space needs change: seat, table, storage and footrest modules can be added and removed to reconfigure the sleep sofa - to change overall dimensions, or change the functionality of the sofa - or to replace damaged components. No other sleep solution provides this innovative capability, which can substantially extend the useful life of the product, and allow it to continually evolve as your space is adapted to improve patient care. Use the link [Animation Video](#) to see a video demonstrating Amelio Modular's unique ability to change and evolve with you.



## RAISED OFF THE FLOOR

Ample space (5.5", plus up to .5" of glide adjustment) between the bottom of the unit and the floor is designed to enable easier cleaning of the floor underneath.



## ROUND STEEL LEGS

The 2" diameter steel leg is available in Silver Metallic, Polished Chrome, Matte Black, and White and have an adjustable glide. Amelio units with legs feature 5 legs in total, with the 5th leg located in the rear middle of the unit, providing greater structural strength and durability. Amelio 5.5" high. Amelio Modular 3" high.




## REMOVABLE BACK COVER

Amelio backs are standard with a zipper allowing access to the sleep surface cushion straps. These straps are released by simply peeling back the velcro holding them in place.



## CLEAN OUT

A 5/8" space between the top of the seat and bottom of the back provide a clean out, for dirt and debris to fall or be swept into, going directly to the floor. The storage compartment also features vented bottoms that perform the same function.



## FOLD DOWN SLEEPING SURFACE

The back cushions fold down to instantly transform this sofa into a full-length sleeper - without encroaching on additional floor space. It features comfortable foam with a moisture barrier and an PVC-free surface at a convenient and safe 22" height. Cushions are fastened in place, but can be removed for cleaning or replacement. Minimal seams are designed to support infection control.



## HEAVY DUTY HARDWARE & CONNECTIONS

High strength steel mechanisms are joined to other components in Amelio Sofa sleeper product with hardened steel bolts and metal inserts, ensuring exceptional durability, strength and on-site replacement of damaged or degraded components.



## GLIDES

Amelio & Amelio Modular sleepers feature floor-saver nylon glides. Floor-saver felt glides, non-slip rubber glides, metal glides and plastic glides are all available at an upcharge.

## REPLACEABLE COMPONENTS

Healthcare furnishings are constantly subjected to intensive use, and even damage. Amelio Sofa sleepers are uniquely designed to allow virtually all major components to be field replaced, providing a very cost effective means to significantly extend the life of the product. Seats and Sleep surface cushions are removable (for repair and cleaning), and replaceable, as are legs, casters, arm panels, arm caps, front panels and storage mechanisms.

## SLEEP SURFACE CLEANING

Amelio Sleep Sofas are standard with healthcare-rated PVC-free sleep surface. It is easily cleanable and acts as a moisture barrier on the top of the sleep surface. Sleep surfaces can be cleaned with warm water and mild soap. Water diluted to a maximum of 25% bleach and other intensive cleaning solutions (Virucide, accelerated peroxide) such as PerCept RTU, Zolvex, Clorox Wipes, Alpha HP and Virox can be used without affecting the color or integrity of the fabric. All cleaning products should be applied with a cloth, sponge or soft bristle brush.

## CAL 133 & MOISTURE BARRIER

The sleep surface cushions are supplied with a standard moisture barrier applied to the top and sides of the foam cushions. CAL 133 and Moisture Barriers are available on the complete unit, please see upcharges in ordering notes.

California Technical Bulletin 133 is a flammability test for seating. Krug offers a compliance method which, in combination with non-flammable upholstery covers, may enable the products to meet certification requirements for this test. This process at the same time also provides the products with a Moisture Barrier - a treatment that helps to prevent the passage of liquids and moisture to inside of upholstered components - thereby conferring sanitary and anti-infection benefits. So when CAL 133 is specified, the product also automatically has a Moisture Barrier, and when a Moisture Barrier is specified, the product also features the compliance method and low flammability features of CAL 133.

The application of this upcharge and the compliance method does not mean that the specific configuration of product and upholstery cover are tested and officially certified as being CAL 133 compliant. If official certification is required, Krug will provide this (through an independent certified testing laboratory) at a charge of \$917 per item, plus the cost of the product to be tested. Lead time for certification testing is typically 4-8 weeks. Krug assumes no responsibility for the testing of our products in combination with upholstery covers, or for the results of any testing conducted. Some specific configurations of product and upholstery have already been tested. Please contact Customer Service for additional information.

## AMELIO & AMELIO MODULAR | SLEEP SOFA OPTIONS




### WOOD LEGS

The Amelio Sleep Sofa has the option of 2" round wood legs. All sofa sizes features a center leg for additional support and strength. An adjustable glide is standard on all legs. This helps ensure the furniture is steady and level on uneven floors. Not available on Amelio Modular Sleep Sofa.



### ARM STYLES

The Amelio Sleep Sofa comes available in either an arm, armless or wide arm version. Arms can be added to armless units in the field. Armed and Wide Armed versions are available as a fully upholstered arm or trimmed with optional arm caps. Footrest option not available with Wide Arms.



### PLINTH

The base is clad in durable grey vinyl to resist damage and is designed to help prevent dirt debris and liquids from accumulating under the sofa sleeper. Plinth option is not available on Amelio Modular.



### URETHANE ARM CAP

The optional Black, Grey or Taupe urethane arm cap provides enhanced durability and protection for the arms. This component is field replaceable if it becomes damaged or degraded. Not available on wide arms.



### AMELIO CASTERS

4" Casters are available on the Amelio sleep sofa and feature five soft wheels, which lock and include an easy access foot activation and release lever. The casters can be locked both directionally and rotationally, keeping the sofa sleeper securely in place when locked.



### WOOD ARM CAP

The optional Wood arm cap helps to create a warm and inviting environment. Wood arm caps are field replaceable if they becomes damaged or degraded.



### AMELIO MODULAR CASTERS

3" dual wheel locking casters are available on Amelio Modular and feature 7 casters in total. The low profile soft wheels offer quiet and smooth performance.



### SOLID SURFACE ARM CAP

The optional solid surface arm cap provides enhanced durability and protection for the arms. This component is field replaceable if it becomes damaged or degraded.




### STORAGE COMPARTMENT

An optional under-seat storage compartment features a cleanable interior surface with a vented plastic bottom, with a clean-out for debris and liquids. The venting provides air circulation that assists infection control. The spring-assisted, stainless steel mechanism holds the seat in the upright position to provide safe access.



### THERMOFORMED ARM CAP

The optional thermoformed arm cap features a seamless surface and provides enhanced durability for the arms. The component is field replaceable if it becomes damaged or degraded.



### COMBINATION UPHOLSTERY OPTIONS

When combination upholstery is specified with fabric of the same grade or COM, an upcharge for dual fabrics is **\$33 list** per unit and **\$64 list** per unit for three fabrics will be applied. When graded in combination upholstery is selected, use the highest grade upholstery selected or to obtain a quote for blended grading contact Customer Service (please provide the fabrics specified and location of where each fabric is to be applied on the product).



### SWING AWAY TABLET

The Swing Away Tablet (24" x 14 3/4" x 3/4") rotates 180 degrees and can fold to the side when not in use. The kidney shaped design is ideal for use as an eating, writing or work-surface. It can be specified left or right as seated on the standard width arm only. Available in Wood, Thermoformed or in 1/2" thick Solid Surface. Meets ANSI/ BIFMA x5.1 2011 (Static Load 150lb). Not available if foot rest option selected for Left / Right module on Amelio Modular.



### REMOVABLE SLEEP SURFACE & SEAT COVERS

Removable upholstery cover options on seats and sleep surface cushions, to allow cleaning, repair and replacement. When ordering removable seat covers at time of order, the upcharge is **\$231 list** per seat. Removable Sleep Surface covers are a standard product feature.



### CUP HOLDER

Wide arms can be optioned with a 3.5" stainless steel cup holder and can be specified on either the left or right arm.



### POWERDOC

The flush-mounted PowerDoc provides dual power/USB A & C outlets for multiple devices. It can be specified on the front of the Wide Arm, under the Adjustable Table, as well under the Fixed Table (in the valance, Not available with storage).

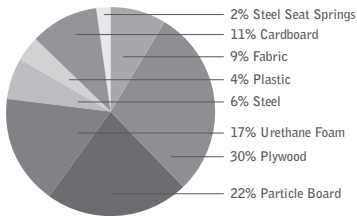


# AMELIO SLEEP SOFA | ENVIRONMENTAL SUMMARY

## LEED CI CREDITS



MATERIAL CONTENT:



PRE-CONSUMER  
RECYCLED CONTENT = 27%

POST-CONSUMER  
RECYCLE CONTENT = 12.2%

CONTRIBUTES TO		
CREDIT 2.1 - 2.2	Construction Waste Management	1-2 point(s)
CREDIT 3.3	Resource Reuse	1 point
CREDIT 4.1	Recycled Content	1 point
CREDIT 4.2	Recycled Content	1 point
CREDIT 4.5	Low Emitting Materials, Systems & Seating	1 point
CREDIT 5.1	Regional Materials*	1 point
CREDIT 7	Certified Wood (MUST BE REQUESTED)	1 point(s)

\*This credit is only applicable if in total 20% of the combined value of the procurement of construction materials and in the furniture are manufactured within a radius of 500 miles. This credit will apply if the installation of the finished product occurs within 500 miles of Kitchener, Ontario.

## level® CERTIFICATION, AIR EMISSIONS AND FSC® CERTIFICATION



### level® CERTIFICATION

BIFMA's e3 Furniture Sustainability Standard is a voluntary, multi-attribute standard that measures the degree of sustainability of furniture. This standard evaluates product and company environmental attributes and compliance systems in a wide range of elements which include Materials, Energy & Atmosphere, Human & Ecosystem Health and Social Responsibility. Amelio products have earned level®, BIFMA's sustainability certification program for furniture, certification through third-party verification against the e3 standard.

### AIR-EMISSIONS

All Amelio products are supplied with air-emissions certified. Contact customer service for information.



### FSC®

In 2005, Krug received Forest Stewardship Council® (FSC®) Chain-of-Custody certification for our manufacturing facilities. The FSC® Chain-of-Custody tracks certified wood from seedling to final sale. It verifies that the material for our FSC® certified products only come from well-managed, FSC®-certified forests and other controlled sources. FSC® is dedicated to the promotion of responsible forest management worldwide helping to take care of forests for future generations. Amelio and other Krug products can be specified with FSC® Certification. Contact customer service for further information, pricing and lead times.



Architects, designers, and building professionals can specify FSC®-certified products in order to achieve a point from the U.S. Green Building Council's Leadership in Energy and Environmental Design (LEED) Rating System.

# AMELIO | SLEEP SOFA

## CUSTOM SIZING



Amelio Sleep Sofa was designed for use with all floorplans, even the most challenging spaces. The Amelio Sleep Sofa is available in custom sizes in 1” increments between the size range of 68” - 84”, please use next size up for pricing when ordering 10 or more units. For non-standard sizes in quantities less than 10 units or for other customization of Amelio, please contact Customer Service to obtain a special quote.

The flip-down sleep surface instantly transforms this sofa into a full-length sleeper, without encroaching at all on the footprint of the room, and without any mechanical operation. Sleep surface cushions are held in place with accessible straps - so that they are removable for cleaning and repair, but the cushions will stay in place when the unit is in use.

The Amelio Sleep Sofa unique construction and design provides comfortable daytime seating elements for guests. The split back design provides versatile sleeping options, one back section can be folded to create a parent supervised sleeping surface for a child or the complete back can be folded to accommodate overnight visitors.

## CONVERSION FROM SOFA TO SLEEPER

The Amelio Sleep Sofa creates a sleep surface that does not impede the footprint of the patient room. The sleep surface cushions simply fold down to create a comfortable sleep surface.



## COMBINATION UPHOLSTERY OPTIONS

When ordering combination upholstery or using COM fabric, please use the following fabric placement reference guide. Simply make a copy, note the fabrics and send in with the order

### Outer Back Upholstery

Amelio outer back is standard with latex-free grey colored vinyl

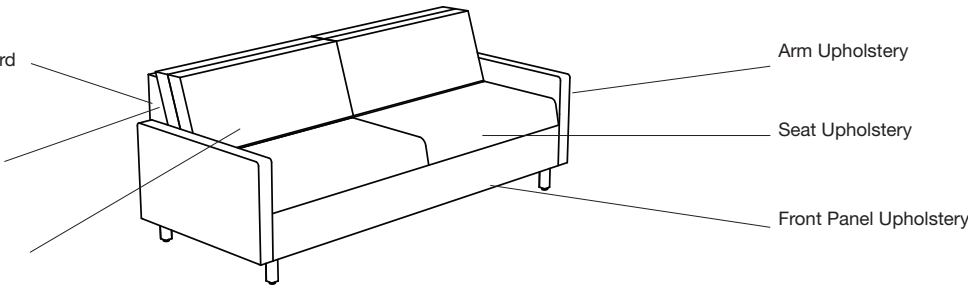
### Inner Back Upholstery

### Back Cushions Upholstery

### Arm Upholstery

### Seat Upholstery

### Front Panel Upholstery



The standard Outer Back upholstery supplied is a latex-free grey colored vinyl , a high-durability polyester fabric with a vinyl backer, designed to withstand impact and helps prevent the passage of moisture. The Sleep Surface is a hospital grade pvc free fabric.

## SLEEP SOFA DIMENSIONS

	Overall Width	Overall Depth	Overall Height	Seat Height	Seat Depth	Sleep Width	Sleep Depth	Arm Height	Shipping Weight	Cubes
<b>ARMLESS</b>										
70"	70	34.5	34.5	19	20	68	28.75	-	220	65
74"	74	34.5	34.5	19	20	72	28.75	-	230	69
78"	78	34.5	34.5	19	20	76	28.75	-	240	72
82"	82	34.5	34.5	19	20	80	28.75	-	250	76
<b>WITH ARMS</b>										
74"	74	34.5	34.5	19	20	68	28.75	23.5	239	69
78"	78	34.5	34.5	19	20	72	28.75	23.5	249	72
82"	82	34.5	34.5	19	20	76	28.75	23.5	259	76
86"	86	34.5	34.5	19	20	80	28.75	23.5	269	79
<b>WITH WIDE ARMS</b>										
82"	82	34.5	34.5	19	20	68	28.75	23.5	255	75
86"	86	34.5	34.5	19	20	72	28.75	23.5	265	78
90"	90	34.5	34.5	19	20	76	28.75	23.5	275	84
94"	94	34.5	34.5	19	20	80	28.75	23.5	285	90

## STORAGE COMPARTMENT DIMENSIONS

	SOFA SIZE	WIDTH/SEAT	DEPTH	HEIGHT
<b>ARMLESS</b>				
	70	32	18.5	8
	74	34	18.5	8
	78	36	18.5	8
	82	38	18.5	8
<b>WITH ARMS</b>				
	74	32	18.5	8
	78	34	18.5	8
	82	36	18.5	8
	86	38	18.5	8
<b>WITH WIDE ARMS</b>				
	82	32	18.5	8
	86	34	18.5	8
	90	36	18.5	8
	94	38	18.5	8

## COM REQUIREMENTS

	COM Ydg Complete Unit Grey Outer Back (Standard)	COM Ydg Complete Unit with COM on Outer Back	COM Ydg Armless Arm or Wide Arm (Pair)	COM Yardage Seat Cushions (Pair)	COM Yardage Folding Back Cushions (Pair)	COM Yardage Front Panel	COM Yardage Inner Back	COM Yardage Rear Seat
<b>ARMLESS</b>								
70" (overall width)	8.5	10.1	1	2.3	2.8	0.8	1	0.5
74" (overall width)	8.5	10.1	1	2.3	2.8	0.8	1	0.5
78" (overall width)	8.5	10.1	1	2.3	2.8	0.8	1	0.5
82" (overall width)	8.5	10.1	1	2.3	2.8	0.8	1	0.5
<b>WITH ARMS</b>								
74" (overall width)	10	11.6	2.5	2.3	2.8	0.8	1	0.5
78" (overall width)	10	11.6	2.5	2.3	2.8	0.8	1	0.5
82" (overall width)	10	11.6	2.5	2.3	2.8	0.8	1	0.5
86" (overall width)	10	11.6	2.5	2.3	2.8	0.8	1	0.5
<b>WITH WIDE ARMS</b>								
82" (overall width)	10	11.6	2.8	2.3	2.8	0.8	1	0.5
86" (overall width)	10	11.6	2.8	2.3	2.8	0.8	1	0.5
90" (overall width)	10	11.6	2.8	2.3	2.8	0.8	1	0.5
94" (overall width)	10	11.6	2.8	2.3	2.8	0.8	1	0.5

NOTE: Some vinyls, leathers and upholsteries are not suitable for application on Amelio seating.

The COM approval process is as follows:

1. A sample of the COM must be provided to Krug Customer Service prior to or at the time of order.
2. The sample will be reviewed and the customer advised if the upholstery cover is unsuitable.
3. The COM upholstery cover or leather will be inspected when received at the factory, to identify any further concerns with its suitability.

### Replacement Removable Seat Covers

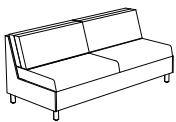
Replacement covers are available for Sleep Surface Cushions and for Seat Cushions that were originally ordered with the Removable Cover option.

DESCRIPTION/MODEL	COM Only	1	2	COL 3	4	5	6	7	8	9
Replacement Removable Seat Cover	479	678	779	877	1082	1275	1474	1672	1871	2271
Replacement Sleep Surface Cushion Cover	731	931	1001	1128	1315	1528	1727	1926	2124	2523

**WEIGHT CAPACITY** Amelio Sleep Sofa has been load tested to 750 lbs.

AMELIO | SLEEP SOFA

Description/Model/Species	COM			COL		FABRIC GRADES				LEATHER	
	Only	1	2	3	4	5	6	7	8	9	



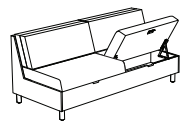
Amelio Sleep Sofa without storage, armless with steel legs											
COM											
AME6-SL70FALS2	n/a	4158	4758	5013	5274	5786	6300	6817	7330	7843	8871
AME6-SL74FALS2		4243	4843	5103	5359	5871	6387	6898	7415	7928	8956
AME6-SL78FALS2		4328	4929	5185	5442	5957	6471	6985	7498	8014	9040
AME6-SL82FALS2		4415	5012	5272	5528	6043	6555	7070	7585	8097	9128

Steel Legs are also available in Polished Chrome, Matte Black, and White finishes, please note clearly on your order.



Amelio Sleep Sofa without storage, armless with casters or wood legs.											
COM											
AME6-SL70FALS_	Bch/Map	4473	5075	5332	5588	6104	6616	7131	7646	8159	9187
AME6-SL74FALS_		4560	5160	5418	5674	6187	6704	7215	7731	8247	9272
AME6-SL78FALS_		4644	5244	5502	5758	6271	6788	7300	7816	8330	9357
AME6-SL82FALS_		4730	5331	5586	5844	6358	6871	7387	7899	8412	9441

To order Amelio base options, replace the underscore “\_” in the model number with the number in product code key below that represents the leg style required.



Amelio Sleep Sofa with storage, armless with steel legs											
COM											
AME6-SL70SALS2	n/a	4862	5464	5719	5977	6492	7005	7520	8033	8545	9574
AME6-SL74SALS2		4942	5541	5799	6055	6571	7084	7597	8115	8625	9653
AME6-SL78SALS2		5023	5622	5878	6137	6649	7164	7680	8193	8706	9735
AME6-SL82SALS2		5103	5703	5959	6214	6731	7243	7758	8272	8787	9813

Steel Legs are also available in Polished Chrome, Matte Black, and White finishes, please note clearly on your order.



Amelio Sleep Sofa with storage, armless with casters or wood legs.											
COM											
AME6-SL70SALS_	Bch/Map	5179	5781	6034	6292	6806	7322	7836	8346	8864	9889
AME6-SL74SALS_		5258	5859	6115	6372	6888	7400	7913	8431	8975	9969
AME6-SL78SALS_		5337	5939	6193	6449	6967	7481	7994	8509	9022	10048
AME6-SL82SALS_		5418	6017	6276	6532	7046	7560	8074	8590	9102	10129

To order Amelio base options, replace the underscore “\_” in the model number with the number in product code key below that represents the leg style required.

**Note:** All length dimensions in model numbers represent the overall, outside length of the unit (including arms, when arms are specified). For length of actual sleep surface of each model, please see page 6.

Amelio Option Upcharges			\$ List		\$ List	
CAL 133 & Moisture Barrier (per yard)	64		Floor-saver Felt Glides		29	
Removable Seat Cover	232		Non-slip Rubber Glides		18	
Plinth Base - Vinyl Wrapped	483		Metal Glides		25	
Combination upholstery - 2 fabrics	33		Plastic Glides		8	
Combination upholstery - 3 fabrics	64					

Amelio Sleep Sofas are standard with a latex-free grey colored back. Upholstered backs are available for the following up-charges:

	Grade 1	Grade 2	Grade 3	Grade 4	Grade 5	Grade 6	Grade 7	Grade 8	Grade 9
\$ List	113	169	227	338	451	561	676	786	1015

PRODUCT CODE KEY

Line	Series	Chair Type	Size	Storage	Arm Type	Base Style
AME	6	SL	70	F	ALS	1
Amelio	Motion	Sofa sleeper	70" Armless	Without Storage	Armless	Casters
			74	S		2
			74" Armless	With Storage		Round Steel Legs
			78			3
			78" Armless			Round Wood Legs
			82			4
			82" Armless			Plinth Base



# AMELIO | SLEEP SOFA

Description/Model/Species	COM only	1	2	COL 3	FABRIC GRADES 4	5	6	7	LEATHER 8	9
---------------------------	-------------	---	---	----------	--------------------	---	---	---	--------------	---

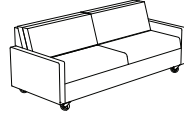


Amelio Sleep Sofa without storage, upholstered arms with steel legs

**COM**

AME6-SL74FUPH2	n/a	4611	5322	5631	5935	6548	7159	7771	8386	8999	10221
AME6-SL78FUPH2		4693	5407	5713	6019	6630	7243	7860	8513	9082	10306
AME6-SL82FUPH2		4780	5492	5796	6104	6716	7329	7942	8555	9165	10424
AME6-SL86FUPH2		4862	5573	5881	6186	6798	7413	8024	8637	9250	10473

Steel Legs are also available in Polished Chrome, Matte Black, and White finishes, please note clearly on your order.

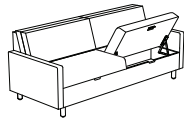


Amelio Sleep Sofa without storage, upholstered arms with casters or wood legs.

**COM**

AME6-SL74FUPH_	Bch/Map	4927	5638	5945	6250	6863	7478	8088	8700	9313	10539
AME6-SL78FUPH_		5010	5721	6030	6335	6945	7560	8174	8786	9397	10621
AME6-SL82FUPH_		5095	5806	6112	6419	7033	7645	8257	8870	9483	10707
AME6-SL86FUPH_		5179	5890	6196	6504	7116	7729	8341	8955	9564	10792

To order Amelio base options, replace the underscore “\_” in the model number with the number in product code key below that represents the leg style required.

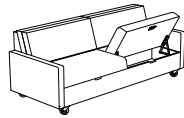


Amelio Sleep Sofa with storage, upholstered arms with steel legs

**COM**

AME6-SL74SUPH2	n/a	5315	6024	6336	6634	7249	7863	8474	9087	9698	10925
AME6-SL78SUPH2		5392	6104	6410	6716	7329	7942	8555	9165	9779	11006
AME6-SL82SUPH2		5472	6184	6491	6795	7408	8019	8634	9247	9860	11084
AME6-SL86SUPH2		5552	6263	6570	6875	7488	8099	8715	9328	9939	11163

Steel Legs are also available in Polished Chrome, Matte Black, and White finishes, please note clearly on your order.



Amelio Sleep Sofa with storage, upholstered arms with casters or wood legs

**COM**

AME6-SL74SUPH_	Bch/Map	5631	6339	6653	6953	7567	8178	8789	9406	10018	11241
AME6-SL78SUPH_		5708	6419	6725	7033	7645	8257	8870	9483	10095	11320
AME6-SL82SUPH_		5787	6498	6805	7110	7725	8339	8948	9562	10175	11401
AME6-SL86SUPH_		5867	6580	6885	7191	7805	8416	9030	9641	10256	11479

To order Amelio base options, replace the underscore “\_” in the model number with the number in product code key below that represents the leg style required.

Amelio Option Upcharges		\$ List	Grades A - White A - Color B C			
CAL 133 & Moisture Barrier (per yard)	64	Solid Surface Arm Cap (pair)	233	244	265	280
Removable Seat Cover (per seat)	232					
Black, Grey or Taupe Urethane Arm Cap (pair)	121			<b>Beech</b>	<b>Maple</b>	
Thermoformed Arm Cap (pair)	182	Wood Arm Cap (pair)		213	243	
Swing Away Tablet	458					
Plinth Base - Vinyl Wrapped	483					
Combination upholstery - 2 fabrics	33					
Combination upholstery - 3 fabrics	64					
Floor-saver Felt Glides	29					
Non-slip Rubber Glides	18					
Metal Glides	25					
Plastic Glides	8					

Amelio Sleep Sofas are standard with a latex-free grey colored back. Upholstered backs are available for the following up-charges:

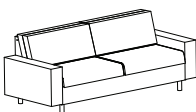
	Grade 1	Grade 2	Grade 3	Grade 4	Grade 5	Grade 6	Grade 7	Grade 8	Grade 9
\$ List	113	169	227	338	451	561	676	786	1015

PRODUCT CODE KEY

Line	Series	Chair Type	Size	Storage	Arm Type	Base Style
AME	6	SL	74	F	UPH	1
Amelio	Motion	Sofa sleeper	74" Armed	Without Storage	Uph. Arm	Casters
			78	S	WOD	2
			78" Armed	With Storage	Uph. Arm with Wood Cap	Steel Legs
			82		URE	3
			82" Armed		Uph. Arm with Urethane Cap	Wood Legs
			86		THC	4
			86" Armed		Uph. Arm with Thermoformed Cap	Plinth Base
					USS	
					Uph. Arm with Solid Surface Cap	

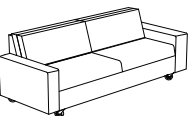
AMELIO | SLEEP SOFA

Description/Model/Species	COM only	1	2	COL 3	FABRIC GRADES 4	5	6	7	LEATHER 8	9
---------------------------	-------------	---	---	----------	--------------------	---	---	---	--------------	---



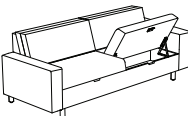
Amelio Sleep Sofa without storage, upholstered wide arms with steel legs											
COM											
AME6-SL82FUWA2	n/a	4942	5667	5986	6297	6931	7564	8194	8826	9460	10719
AME6-SL86FUWA2		5023	5752	6069	6382	7015	7647	8281	8950	9542	10802
AME6-SL90FUWA2		5413	6140	6456	6772	7405	8036	8668	9298	9930	11225
AME6-SL94FUWA2		5579	6307	6624	6938	7570	8203	8833	9465	10096	11358

Steel Legs are also available in Polished Chrome, Matte Black, and White finishes, please note clearly on your order.



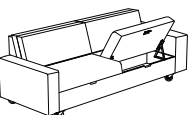
Amelio Sleep Sofa without storage, upholstered wide arms with casters or wood legs											
COM											
AME6-SL82FUWA_	Bch/Map	5065	5767	6073	6373	6982	7592	8197	8806	9415	10630
AME6-SL86FUWA_		5147	5847	6154	6455	7062	7671	8281	8888	9495	10710
AME6-SL90FUWA_		5531	6232	6537	6840	7448	8057	8666	9273	9882	11096
AME6-SL94FUWA_		5695	6395	6703	7004	7612	8220	8830	9438	10043	11260

To order Amelio base options, replace the underscore “\_” in the model number with the number in product code key below that represents the leg style required.



Amelio Sleep Sofa with storage, upholstered wide arms with steel legs											
COM											
AME6-SL82SUWA2	n/a	5642	6372	6691	6999	7632	8264	8895	9526	10158	11419
AME6-SL86SUWA2		5721	6449	6765	7081	7711	8343	8976	9605	10237	11500
AME6-SL90SUWA2		6107	6835	7150	7464	8096	8728	9359	9991	10622	11886
AME6-SL94SUWA2		6268	6996	7313	7627	8258	8890	9522	10154	10786	12046

Steel Legs are also available in Polished Chrome, Matte Black, and White finishes, please note clearly on your order.



Amelio Sleep Sofa with storage, upholstered wide arms with casters or wood legs											
COM											
AME6-SL82SUWA_	Bch/Map	5959	6686	7007	7315	7949	8581	9212	9844	10474	11737
AME6-SL86SUWA_		6036	6765	7081	7397	8029	8659	9292	9920	10554	11816
AME6-SL90SUWA_		6421	7150	7464	7780	8413	9045	9674	10306	10939	12201
AME6-SL94SUWA_		6583	7313	7629	7943	8573	9206	9839	10467	11100	12361

To order Amelio base options, replace the underscore “\_” in the model number with the number in product code key below that represents the leg style required.

Amelio Option Upcharges		List	Grades			
			A - White	A - Color	B	C
CAL 133 & Moisture Barrier (per yard)	64	Solid Surface Wide Arm Cap (pair)	396	424	479	515
Removable Seat Cover (per seat)	232					
Plinth Base - Vinyl Wrapped	483					
PowerDoc - Wide Arm	641					
Swing Away Tablet	458					
Cup Holder for Wide Arm (per cup/arm)	201	Wood Wide Arm Cap (pair)	\$ List	Beech	Maple	
Combination upholstery - 2 fabrics	33					
Combination upholstery - 3 fabrics	64					
Thermoformed Wide Arm Cap (pair)	331					
		Floor-saver Felt Glides	29			
		Non-slip Rubber Glides	18			
		Metal Glides	25			
		Plastic Glides	8			

Amelio Sleep Sofas are standard with a latex-free grey colored back. Upholstered backs are available for the following up-charges:

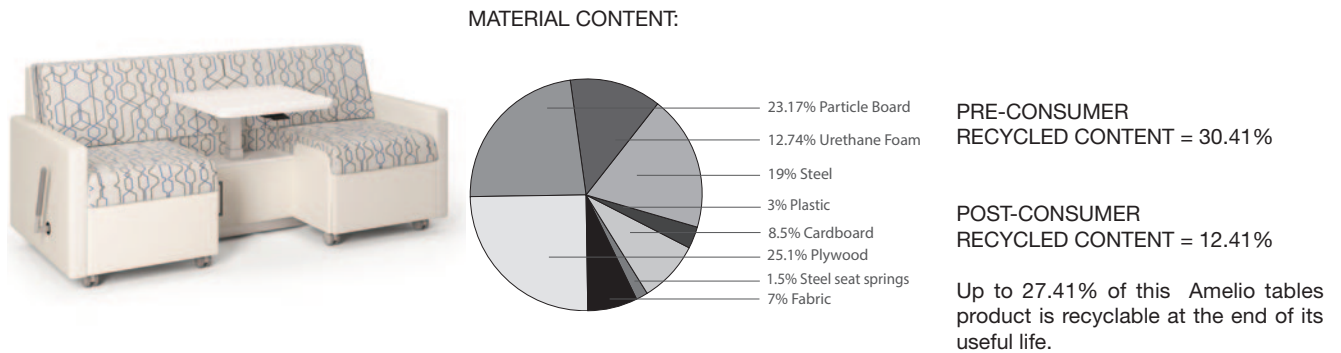
	Grade 1	Grade 2	Grade 3	Grade 4	Grade 5	Grade 6	Grade 7	Grade 8	Grade 9
\$ List	113	169	227	338	451	561	676	786	1015

PRODUCT CODE KEY

Line	Series	Chair Type	Size	Storage	Arm Type	Base Style
AME	6	SL	82	F	UWA	1
Amelio	Motion	Sofa sleeper	82" Wide Arm	Without Storage	Uph. Wide Arm	Casters
			86	S	UWW	2
			86" Wide Arm	With Storage	Uph. Wide Arm with Wood Cap	Round Steel Legs
			90		UWT	3
			90" Wide Arm		Uph. Wide Arm with Thermoformed Cap	Round Wood Legs
			94		UWS	4
			94" Wide Arm		Uph. Wide Arm with Solid Surface Cap	Plinth Base

# AMELIO MODULAR | ENVIRONMENTAL SUMMARY

## LEED CI CREDITS



CONTRIBUTES TO		
CREDIT 2.1 - 2.2	Construction Waste Management	1-2 point(s)
CREDIT 3.3	Resource Reuse	1 point
CREDIT 4.1	Recycled Content	1 point
CREDIT 4.2	Recycled Content	1 point
CREDIT 4.5	Low Emitting Materials, Systems & Seating	1 point
CREDIT 5.1	Regional Materials*	1 point
CREDIT 7	Certified Wood (MUST BE REQUESTED)	1 point(s)

\*This credit is only applicable if in total 20% of the combined value of the procurement of construction materials and in the furniture are manufactured within a radius of 500 miles. This credit will apply if the installation of the finished product occurs within 500 miles of Kitchener, Ontario.

## level® CERTIFICATION, AIR EMISSIONS AND FSC® CERTIFICATION



### level® CERTIFICATION

BIFMA's e3 Furniture Sustainability Standard is a voluntary, multi-attribute standard that measures the degree of sustainability of furniture. This standard evaluates product and company environmental attributes and compliance systems in a wide range of elements which include Materials, Energy & Atmosphere, Human & Ecosystem Health and Social Responsibility. Amelio products have earned level®, BIFMA's sustainability certification program for furniture, certification through third-party verification against the e3 standard.

### AIR-EMISSIONS

All Amelio products are supplied with air-emissions certified. Contact customer service for information.



### FSC®

In 2005, Krug received Forest Stewardship Council® (FSC®) Chain-of-Custody certification for our manufacturing facilities. The FSC® Chain-of-Custody tracks certified wood from seedling to final sale. It verifies that the material for our FSC® certified products only come from well-managed, FSC®-certified forests and other controlled sources. FSC® is dedicated to the promotion of responsible forest management worldwide helping to take care of forests for future generations. Amelio and other Krug products can be specified with FSC® Certification. Contact customer service for further information, pricing and lead times.



Architects, designers, and building professionals can specify FSC®-certified products in order to achieve a point from the U.S. Green Building Council's Leadership in Energy and Environmental Design (LEED) Rating System.

AMELIO MODULAR | DIMENSIONS

SLEEP SOFA W/ADJ TABLE DIMENSIONS

	Overall Width	Overall Depth	Overall Height	Seat Height	Seat Depth	Sleep Width	Sleep Depth	Arm Height	L/R Seat Width	CTR Table Width	Shipping Weight	Cubes
ARMLESS												
68"	70	35.25	34.5	19	20	68	28.75	-	24.5	19	245	65
72"	74	35.25	34.5	19	20	72	28.75	-	24.5	23	255	69
76"	78	35.25	34.5	19	20	76	28.75	-	24.5	27	265	72
80"	82	35.25	34.5	19	20	80	28.75	-	24.5	31	275	76
WITH ARMS												
68"	74	35.25	34.5	19	20	68	28.75	23.5	24.5	19	264	69
72"	78	35.25	34.5	19	20	72	28.75	23.5	24.5	23	274	72
76"	82	35.25	34.5	19	20	76	28.75	23.5	24.5	27	284	76
80"	86	35.25	34.5	19	20	80	28.75	23.5	24.5	31	294	79
WITH WIDE ARMS												
68"	82	35.25	34.5	19	20	68	28.75	23.5	24.5	19	279	75
72"	86	35.25	34.5	19	20	72	28.75	23.5	24.5	23	289	78
76"	90	35.25	34.5	19	20	76	28.75	23.5	24.5	27	299	84
80"	94	35.25	34.5	19	20	80	28.75	23.5	24.5	31	309	90
*add 3" per footrest handle											*add 5 cubes for footrest handles	

SLEEP SOFA W/FIXED TABLE DIMENSIONS

	Overall Width	Overall Depth	Overall Height	Seat Height	Seat Depth	Sleep Width	Sleep Depth	Arm Height	L/R Seat Width	CTR Table Width	Shipping Weight	Cubes
ARMLESS												
68"	70	35.25	34.5	19	20	68	28.75	-	24.5	19	235	65
72"	74	35.25	34.5	19	20	72	28.75	-	24.5	23	245	69
76"	78	35.25	34.5	19	20	76	28.75	-	24.5	27	255	72
80"	82	35.25	34.5	19	20	80	28.75	-	24.5	31	265	76
WITH ARMS												
68"	74	35.25	34.5	19	20	68	28.75	23.5	24.5	19	254	69
72"	78	35.25	34.5	19	20	72	28.75	23.5	24.5	23	264	72
76"	82	35.25	34.5	19	20	76	28.75	23.5	24.5	27	274	76
80"	86	35.25	34.5	19	20	80	28.75	23.5	24.5	31	284	79
WITH WIDE ARMS												
68"	82	35.25	34.5	19	20	68	28.75	23.5	24.5	19	269	75
72"	86	35.25	34.5	19	20	72	28.75	23.5	24.5	23	279	78
76"	90	35.25	34.5	19	20	76	28.75	23.5	24.5	27	289	84
80"	94	35.25	34.5	19	20	80	28.75	23.5	24.5	31	299	90
*add 3" per footrest handle											*add 5 cubes for footrest handles	

SLEEP SOFA W/CENTER SEAT DIMENSIONS

	Overall Width	Overall Depth	Overall Height	Seat Height	Seat Depth	Sleep Width	Sleep Depth	Arm Height	L/R Seat Width	CTR Table Width	Shipping Weight	Cubes
ARMLESS												
68"	70	34.5	34.5	19	20	68	28.75	-	24.5	19	230	65
72"	74	34.5	34.5	19	20	72	28.75	-	24.5	23	240	69
76"	78	34.5	34.5	19	20	76	28.75	-	24.5	27	250	72
80"	82	34.5	34.5	19	20	80	28.75	-	24.5	31	260	76
WITH ARMS												
68"	74	34.5	34.5	19	20	68	28.75	23.5	24.5	19	249	69
72"	78	34.5	34.5	19	20	72	28.75	23.5	24.5	23	259	72
76"	82	34.5	34.5	19	20	76	28.75	23.5	24.5	27	269	76
80"	86	34.5	34.5	19	20	80	28.75	23.5	24.5	31	279	79
WITH WIDE ARMS												
68"	82	34.5	34.5	19	20	68	28.75	23.5	24.5	19	264	75
72"	86	34.5	34.5	19	20	72	28.75	23.5	24.5	23	274	78
76"	90	34.5	34.5	19	20	76	28.75	23.5	24.5	27	284	84
80"	94	34.5	34.5	19	20	80	28.75	23.5	24.5	31	294	90
*add 3" per footrest handle											*add 5 cubes for footrest handles	

STORAGE COMPARTMENT DIMENSIONS

	SIZE	WIDTH/SEAT	DEPTH	HEIGHT
ARMLESS	ALL	22.5	17.5	10.5
WITH ARMS	ALL	22.5	17.5	10.5
WITH WIDE ARMS	ALL	22.5	17.5	10.5

# AMELIO MODULAR | COM REQUIREMENTS

## SOFA SLEEPER W/ADJ TABLE COM REQUIREMENTS

	COM Ydg Complete Unit Grey Outer Back (Standard)	COM Ydg Complete Unit with COM on Outer Back	COM Ydg Armless, Arm or Wide Arm (Pair)	COM Yardage L/R Seat Cushion (per sofa)	COM Ydg Folding Back Cushion	COM Yardage Front Panels (per sofa)	COM Yardage Outer Back	COM Yardage Inner Back	COM Yardage Rear Seat
<b>ARMLESS</b>									
68"	8.5	10.1	1	2.3	2.7	1.5	1.1	1	0.5
72"	8.5	10.1	1	2.3	2.7	1.5	1.1	1	0.5
76"	8.5	10.1	1	2.3	2.7	1.5	1.1	1	0.5
80"	8.5	10.1	1	2.3	2.7	1.5	1.1	1	0.5
<b>WITH ARMS</b>									
68"	10	11.8	2.5	2.3	2.7	1.5	1.1	1	0.5
72"	10	11.8	2.5	2.3	2.7	1.5	1.1	1	0.5
76"	10	11.8	2.5	2.3	2.7	1.5	1.1	1	0.5
80"	10	11.8	2.5	2.3	2.7	1.5	1.1	1	0.5
<b>WITH WIDE ARMS</b>									
68"	10	11.8	2.8	2.3	2.7	1.5	1.1	1	0.5
72"	10	11.8	2.8	2.3	2.7	1.5	1.1	1	0.5
76"	10	11.8	2.8	2.3	2.7	1.5	1.1	1	0.5
80"	10	11.8	2.8	2.3	2.7	1.5	1.1	1	0.5

## SOFA SLEEPER W/FIXED TABLE COM REQUIREMENTS

	COM Ydg Complete Unit Grey Outer Back (Standard)	COM Ydg Complete Unit with COM on Outer Back	COM Ydg Armless, Arm or Wide Arm (Pair)	COM Yardage L/R Seat Cushion (per sofa)	COM Ydg Folding Back Cushion	COM Yardage Front Panels (per sofa)	COM Yardage Outer Back	COM Yardage Inner Back	COM Yardage Rear Seat
<b>ARMLESS</b>									
68"	7.5	9.5	1	2.3	2.7	0.8	1.1	1	0.5
72"	7.5	9.5	1	2.3	2.7	0.8	1.1	1	0.5
76"	7.5	9.5	1	2.3	2.7	0.8	1.1	1	0.5
80"	7.5	9.5	1	2.3	2.7	0.8	1.1	1	0.5
<b>WITH ARMS</b>									
68"	9.3	11.3	2.5	2.3	2.7	0.8	1.1	1	0.5
72"	9.3	11.3	2.5	2.3	2.7	0.8	1.1	1	0.5
76"	9.3	11.3	2.5	2.3	2.7	0.8	1.1	1	0.5
80"	9.3	11.3	2.5	2.3	2.7	0.8	1.1	1	0.5
<b>WITH WIDE ARMS</b>									
68"	9.3	11.3	2.8	2.3	2.7	0.8	1.1	1	0.5
72"	9.3	11.3	2.8	2.3	2.7	0.8	1.1	1	0.5
76"	9.3	11.3	2.8	2.3	2.7	0.8	1.1	1	0.5
80"	9.3	11.3	2.8	2.3	2.7	0.8	1.1	1	0.5

## SOFA SLEEPER W/CENTER SEAT COM REQUIREMENTS

	COM Ydg Complete Unit Grey Outer Back (Standard)	COM Ydg Complete Unit with COM on Outer Back	COM Ydg Armless, Arm or Wide Arm (Pair)	COM Yardage L/R Seat Cushion (per sofa)	COM Ydg Folding Back Cushion	COM Yardage Front Panels (per sofa)	COM Yardage Outer Back	COM Yardage Inner Back	COM Yardage Rear Seat
<b>ARMLESS</b>									
68"	8.5	10.5	1	2.3	2.7	0.8	1.1	1	0.5
72"	8.5	10.5	1	2.3	2.7	0.8	1.1	1	0.5
76"	8.5	10.5	1	2.3	2.7	0.8	1.1	1	0.5
80"	8.5	10.5	1	2.3	2.7	0.8	1.1	1	0.5
<b>WITH ARMS</b>									
68"	10.3	12.3	2.5	2.3	2.7	0.8	1.1	1	0.5
72"	10.3	12.3	2.5	2.3	2.7	0.8	1.1	1	0.5
76"	10.3	12.3	2.5	2.3	2.7	0.8	1.1	1	0.5
80"	10.3	12.3	2.5	2.3	2.7	0.8	1.1	1	0.5
<b>WITH WIDE ARMS</b>									
68"	10.3	12.3	2.8	2.3	2.7	0.8	1.1	1	0.5
72"	10.3	12.3	2.8	2.3	2.7	0.8	1.1	1	0.5
76"	10.3	12.3	2.8	2.3	2.7	0.8	1.1	1	0.5
80"	10.3	12.3	2.8	2.3	2.7	0.8	1.1	1	0.5

**NOTE:** Some vinyls, leathers and upholsteries are not suitable for application on Amelio seating. The COM approval process is as follows:

1. A sample of the COM must be provided to Krug Customer Service prior to or at the time of order.
2. The sample will be reviewed and the customer advised if the upholstery cover is unsuitable.
3. The COM upholstery cover or leather will be inspected when received at the factory, to identify any further concerns with its suitability.

**WEIGHT CAPACITY** Amelio Sleep Sofa has been load tested to 750 lbs.



## AMELIO MODULAR | MODULE FEATURES



### FOOTREST

The Footrest is available on left, right or both seats. The Footrest handle adds 3" per side to the overall width. The Footrest has a weight capacity of 75 lbs, and has a breakaway feature to avoid damage to the mechanism under excessive loading. Footrest option not available with Wide Arms.



### POWERDOC

A PowerDoc can be added below Adjustable Height Tables, below Fixed Tables (Not available with storage) and in the front of Wide Arms.



### ADJUSTABLE CENTER TABLE

Tables are available in either Thermoformed Vinyl or in Solid Surface. Table has gas-assisted mechanism and has a range of 10.5". Table capacity is 300lbs in the Sit/Sleep position and 150lbs in the raised positions.



### FIXED CENTER TABLE

Tables are available in either Thermoformed Laminate or in Solid Surface.



### FIXED CENTER TABLE WITH STORAGE

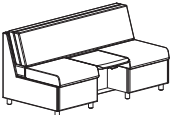
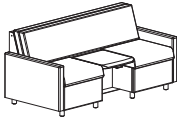

Tables are available in either Thermoformed Vinyl or in Solid Surface.



### SEAT MODULE WITH STORAGE

Available in left, center and right seat positions. Storage features a cleanable interior surface with a vented plastic bottom with a clean-out for debris and liquids. The spring-assisted, stainless steel mechanism holds the seat in the upright position to provide safe access.

# AMELIO MODULAR | SLEEP SOFA W/ADJUSTABLE TABLE

Description/Model		COM	1	2	COL 3	FABRIC GRADES			LEATHER		
					4	5	6	7	8	9	
	Amelio Sleep Sofa with adjustable center table, no arms and steel legs										
		COM									
	AME6A68ALSNCFATF2	7856	8370	8627	8886	9397	9913	10425	10939	11454	12481
	AME6A72ALSNCFATF2	8098	8628	8893	9160	9690	10218	10747	11278	11807	12866
	AME6A76ALSNCFATF2	8278	8789	9046	9305	9817	10332	10844	11358	11872	12899
	AME6A80ALSNCFATF2	8533	9062	9328	9591	10122	10651	11181	11709	12239	13299
	Amelio Sleep Sofa with adjustable center table, upholstered arms and steel legs										
		COM									
	AME6A68UPHNCFATF2	8309	8936	9244	9544	10158	10770	11380	11996	12610	13831
	AME6A72UPHNCFATF2	8559	9204	9520	9832	10466	11095	11723	12358	12991	14248
	AME6A76UPHNCFATF2	8729	9355	9662	9964	10578	11189	11798	12415	13029	14249
	AME6A80UPHNCFATF2	8993	9637	9952	10264	10899	11529	12155	12791	13422	14682
	Amelio Sleep Sofa with adjustable center table, upholstered wide arms and steel legs										
		COM									
	AME6A68UPWNCFATF2	8485	9110	9421	9734	10358	10981	11604	12228	12850	14098
	AME6A72UPWNCFATF2	8746	9391	9712	10034	10678	11320	11962	12607	13248	14536
	AME6A76UPWNCFATF2	8905	9529	9840	10153	10776	11400	12023	12646	13270	14518
	AME6A80UPWNCFATF2	9180	9824	10145	10466	11110	11753	12396	13038	13683	14966
ORDERING NOTE: Steel Legs are also available in Polished Chrome, Matte Black, and White finishes, please note clearly on your order.											

## AMELIO OPTIONS SELECTION:

Amelio Modular can be specified with the options below, choose your configuration facing the unit. To order, use the optional suffixes in the Product Code Key and add the upcharge from the chart below. **Note: No Cap (NC) is an automatic selection for Armless (ALS) units.**

Left Module	List	Center Module	List	Right Module	List	Base Style	List	
Left Storage Seat(s)	448	Adj. Solid Surface Table	below	Right Storage Seat	448	Caster	229	
Left Seat with Footrest	699			Right Seat with Footrest	699			
Amelio Option Upcharges			\$ List	Grades				
				A - White	A - Color	B	C	
CAL 133 & Moisture Barrier (per yard)			64	Solid Surface Arm Cap (pair)	233	244	265	280
Removable Seat Covers (per seat)			232	Solid Surface Wide Arm Cap (pair)	396	424	479	515
Thermoformed Arm Cap (pair)			182	Solid Surface Table	517	584	711	798
Thermoformed Wide Arm Cap (pair)			331					
Black, Grey or Taupe Urethane Arm Caps (n/a on wide arm)			121			<b>Beech</b>	<b>Maple</b>	
PowerDoc- Wide Arm			641	Wood Arm Cap (pair)		213	243	
PowerDoc - Table			641	Wood Wide Arm Cap (pair)		299	344	
Swing Away Tablet			458					
Cup Holder for Wide Arm (per cup/arm)			201					
Floor-saver Felt Glides			29					
Non-slip Rubber Glides			18					
Metal Glides			25					
Plastic Glides			8					

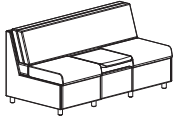
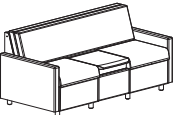

**Amelio Sleep Sofas are standard with a latex-free grey colored back. Upholstered backs** are available for the following up-charges:

	Grade 1	Grade 2	Grade 3	Grade 4	Grade 5	Grade 6	Grade 7	Grade 8	Grade 9
\$ List	113	169	227	338	451	561	676	786	1015

## PRODUCT CODE KEY

Line	Series	Chair Type	Size	Arm Type	Arm Cap Type	Left Module	Center Module	Right Module	Base Style
AME	6	A	68	ALS	NC	F	AT	F	1
Amelio	Motion	Sofa Sleeper w/Adj. Table	68" Sleep Width	Armless	No Cap	Left Fixed Seat	Adj. Thermoformed Table	Right Fixed Seat	Caster
			72	UPH	URE	S	AS	S	2
			72" Sleep Width	Upholstered Arms	Urethane (n/a on wide arm)	Left Storage Seat	Adj. Solid Surface Table	Right Storage Seat	Steel Legs
			76	UPW	WOD	0		O	
			76" Sleep Width	Upholstered Wide Arms	Wood Cap	Left Seat with Footrest (Standard Uph arms only)		Right Seat with Footrest (Standard Uph arms only)	
			80		THC				
			80" Sleep Width		Thermoformed Cap				
					SSC				
					Solid Surface Cap				

AMELIO MODULAR | SLEEP SOFA W/FIXED TABLE

Description/Model		COM	1	2	COL 3	FABRIC GRADES 4	5	6	LEATHER 7	8	9
	Amelio Sleep Sofa with fixed center table, no arms and steel legs										
	COM										
	AME6F68ALSNCFTXF2	6757	7248	7492	7740	8232	8723	9214	9707	10197	11181
	AME6F72ALSNCFTXF2	6964	7472	7725	7978	8486	8993	9498	10006	10513	11527
	AME6F76ALSNCFTXF2	7264	7757	8002	8248	8739	9231	9721	10215	10706	11689
	AME6F80ALSNCFTXF2	7489	7996	8250	8502	9010	9517	10022	10530	11037	12049
	Amelio Sleep Sofa with fixed center table, upholstered arms and steel legs										
	COM										
	AME6F68UPHNCFTXF2	7208	7814	8108	8398	8993	9581	10169	10762	11356	12532
	AME6F72UPHNCFTXF2	7423	8045	8352	8653	9263	9868	10473	11088	11698	12909
	AME6F76UPHNCFTXF2	7717	8320	8617	8909	9500	10090	10678	11270	11863	13039
	AME6F80UPHNCFTXF2	7949	8570	8875	9175	9786	10392	10998	11611	12222	13434
	Amelio Sleep Sofa with fixed center table, upholstered wide arms and steel legs										
	COM										
	AME6F68UPWNCFTXF2	7383	7987	8286	8589	9190	9791	10392	10993	11596	12800
	AME6F72UPWNCFTXF2	7612	8234	8543	8855	9473	10094	10716	11335	11956	13195
	AME6F76UPWNCFTXF2	7893	8495	8797	9096	9697	10300	10903	11504	12107	13308
	AME6F80UPWNCFTXF2	8137	8758	9067	9379	9997	10618	11239	11858	12480	13719
ORDERING NOTE: Steel Legs are also available in Polished Chrome, Matte Black, and White finishes, please note clearly on your order.											

AMELIO OPTIONS SELECTION:  
Amelio Modular can be specified with the options below, choose your configuration facing the unit. To order, use the optional suffixes in the Product Code Key and add the upcharge from the chart below. **Note: No Cap (NC) is an automatic selection for Armless (ALS) units.**

Left Module	List	Center Module	List	Right Module	List	Base Style	List
Left Storage Seat(s)	448	Fixed Thermoformed Table -w/storage	437	Right Storage Seat	448	Caster	229
Left Seat with Footrest	699	Fixed Solid Surface Table	below	Right Seat with Footrest	699		
		Fixed Solid Surface Table-w/storage	below				

Amelio Option Upcharges		List	A - White	Grades A - Color	B	C
CAL 133 & Moisture Barrier (per yard)	64	Solid Surface Arm Cap (pair)	233	244	265	280
Removable Seat Covers (per seat)	232	Solid Surface Wide Arm Cap (pair)	396	424	479	515
Thermoformed Arm Cap (pair)	182	Solid Surface Table	517	584	711	798
Thermoformed Wide Arm Cap (pair)	331	Solid Surface Table w/Storage	946	1001	1106	1179
Black, Grey or Taupe Urethane Arm Caps (n/a on wide arm)	121			Beech	Maple	
PowerDoc- Wide Arm	641					
PowerDoc - Table	641	Wood Arm Cap (pair)		213	243	
Swing Away Tablet	458	Wood Wide Arm Cap (pair)		299	344	
Cup Holder for Wide Arm (per cup/arm)	201					
Floor-saver Felt Glides	29					
Non-slip Rubber Glides	18					
Metal Glides	25					
Plastic Glides	8					

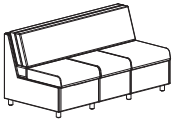
Amelio Sleep Sofas are standard with a latex-free grey colored back. Upholstered backs are available for the following up-charges:

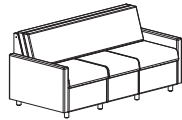
	Grade 1	Grade 2	Grade 3	Grade 4	Grade 5	Grade 6	Grade 7	Grade 8	Grade 9
\$ List	113	169	227	338	451	561	676	786	1015

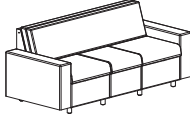
PRODUCT CODE KEY

Line	Series	Chair Type	Size	Arm Type	Arm Cap Type	Left Module	Center Module	Right Module	Base Style
AME	6	F	68	ALS	NC	F	TX	F	1
Amelio	Motion	Sofa Sleeper w/Fixed Table	68" Sleep Width	Armless	No Cap	Left Fixed Seat	Fixed Thermoformed Table	Right Fixed Seat	Caster
			72	UPH	URE	S	TS	S	2
			72" Sleep Width	Upholstered Arms	Urethane (n/a on wide arm)	Left Storage Seat	Fixed Thermoformed Table w/storage	Right Storage Seat	Steel Legs
			76	UPW	WOD	0	SX	O	
			76" Sleep Width	Upholstered Wide Arms	Wood Cap	Left Seat with Footrest (Standard Uph arms only)	Fixed Solid Surface Table	Right Seat with Footrest (Standard Uph arms only)	
			80		THC		SS		
			80" Sleep Width		Thermoformed Cap		Fixed Solid Surface Table w/Storage		
					SSC				
					Solid Surface Cap				

# AMELIO MODULAR | SLEEP SOFA W/CENTER SEAT

Description/Model	COM	1	2	COL 3	FABRIC GRADES 4	5	6	LEATHER 7	8	9
	Amelio Sleep Sofa with center seat, no arms and steel legs									
	<b>COM</b>									
	AME6C68ALSNCFCXF2	6269	6787	7044	7302	7817	8334	8847	9363	10909
	AME6C72ALSNCFCXF2	6464	6996	7262	7528	8058	8591	9120	9653	11246
	AME6C76ALSNCFCXF2	6708	7254	7524	7796	8343	8889	9435	9979	11615
	AME6C80ALSNCFCXF2	6914	7478	7758	8039	8600	9164	9725	10287	11975

	Amelio Sleep Sofa with center seat, upholstered arms and steel legs									
	<b>COM</b>									
	AME6C68UPHNCFCXF2	6722	7350	7658	7963	8579	9191	9802	10419	12259
	AME6C72UPHNCFCXF2	6924	7570	7888	8200	8835	9467	10096	10733	12630
	AME6C76UPHNCFCXF2	7159	7817	8141	8458	9104	9747	10388	11035	12966
	AME6C80UPHNCFCXF2	7374	8053	8385	8711	9380	10041	10701	11367	13357

	Amelio Sleep Sofa with center seat, upholstered wide arms and steel legs									
	<b>COM</b>									
	AME6C68UPWNCFCXF2	6897	7524	7838	8150	8778	9400	10025	10653	12529
	AME6C72UPWNCFCXF2	7110	7758	8081	8404	9046	9692	10336	10984	12915
	AME6C76UPWNCFCXF2	7335	7990	8318	8647	9303	9959	10613	11268	13236
	AME6C80UPWNCFCXF2	7564	8238	8578	8915	9589	10264	10941	11616	13642

## ORDERING NOTE:

Steel Legs are also available in Polished Chrome, Matte Black, and White finishes, please note clearly on your order.

## AMELIO OPTIONS SELECTION:

Amelio Modular can be specified with the options below, choose your configuration facing the unit. To order, use the optional suffixes in the Product Code Key and add the upcharge from the chart below. **Note: No Cap (NC) is an automatic selection for Armless (ALS) units.**

Left Module	List	Center Module	List	Right Module	List	Base Style	List
Left Storage Seat(s)	448	Center Seat -w/storage	437	Right Storage Seat	448	Caster	229
Left Seat with Footrest	699			Right Seat with Footrest	699		

Amelio Option Upcharges		List	Grades			
			A - White	A - Color	B	C
CAL 133 & Moisture Barrier (per yard)		64	Solid Surface Arm Cap (pair)	233	244	265 280
Removable Seat Covers (per seat)		232	Solid Surface Wide Arm Cap (pair)	396	424	479 515
Thermoformed Arm Cap (pair)		182				
Thermoformed Wide Arm Cap (pair)		331				
Black, Grey or Taupe Urethane Arm Caps (n/a on wide arm)		121				
PowerDoc- Wide Arm		641				
Cup Holder for Wide Arm (per cup/arm)		201	Wood Arm Cap (pair)	213	243	
Swing Away Tablet		458	Wood Wide Arm Cap (pair)	299	344	
Cup Holder for Wide Arm (per cup/arm)		201				
Floor-saver Felt Glides		29				
Non-slip Rubber Glides		18				
Metal Glides		25				
Plastic Glides		8				

**Amelio Sleep Sofas are standard with a latex-free grey colored back.** Upholstered backs are available for the following up-charges:

	Grade 1	Grade 2	Grade 3	Grade 4	Grade 5	Grade 6	Grade 7	Grade 8	Grade 9
\$ List	113	169	227	338	451	561	676	786	1015

## PRODUCT CODE KEY

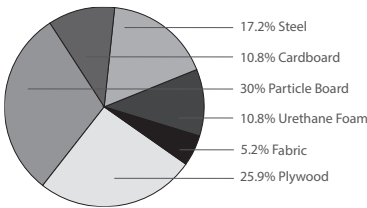
Line	Series	Chair Type	Size	Arm Type	Arm Cap Type	Left Module	Center Module	Right Module	Base Style
AME	6	C	68	ALS	NC	F	CX	F	1
Amelio	Motion	Sofa Sleeper w/Center Seat	68" Sleep Width	Armless	No Cap	Left Fixed Seat	Center Seat	Right Fixed Seat	Caster
			72	UPH	URE	S	CS	S	2
			72" Sleep Width	Upholstered Arms	Urethane (n/a on wide arm)	Left Storage Seat	Center Seat w/Storage	Right Storage Seat	Steel Legs
			76	UPW	WOD	0		O	
			76" Sleep Width	Upholstered Wide Arms	Wood Cap	Left Seat with Footrest (Standard Uph arms only)		Right Seat with Footrest (Standard Uph arms only)	
			80		THC				
			80" Sleep Width		Thermoformed Cap				
					SSC				
					Solid Surface Cap				

# AMELIO BENCH SLEEPER | ENVIRONMENTAL SUMMARY

## LEED CI CREDITS



MATERIAL CONTENT:



PRE-CONSUMER  
RECYCLED CONTENT =37.18%

POST-CONSUMER  
RECYCLED CONTENT =13.69%

Up to 28.02% of this Bench Sleeper product is recyclable at the end of its useful life.

CONTRIBUTES TO

CREDIT 2.1 - 2.2	Construction Waste Management	1-2 point(s)
CREDIT 3.3	Resource Reuse	1 point
CREDIT 4.1	Recycled Content	1 point
CREDIT 4.2	Recycled Content	1 point
CREDIT 4.5	Low Emitting Materials, Systems & Seating	1 point
CREDIT 5.1	Regional Materials*	1 point
CREDIT 7	Certified Wood (MUST BE REQUESTED)	1 point(s)

\*This credit is only applicable if in total 20% of the combined value of the procurement of construction materials and in the furniture are manufactured within a radius of 500 miles. This credit will apply if the installation of the finished product occurs within 500 miles of Kitchener, Ontario.

## level® CERTIFICATION, AIR EMISSIONS AND FSC® CERTIFICATION



level® CERTIFICATION

BIFMA's e3 Furniture Sustainability Standard is a voluntary, multi-attribute standard that measures the degree of sustainability of furniture. This standard evaluates product and company environmental attributes and compliance systems in a wide range of elements which include Materials, Energy & Atmosphere, Human & Ecosystem Health and Social Responsibility. Amelio products have earned level®, BIFMA's sustainability certification program for furniture, certification through third-party verification against the e3 standard.

AIR-EMISSIONS

All Amelio products are supplied with air-emissions certified. Contact customer service for information.



FSC®


In 2005, Krug received Forest Stewardship Council® (FSC®) Chain-of-Custody certification for our manufacturing facilities. The FSC® Chain-of-Custody tracks certified wood from seedling to final sale. It verifies that the material for our FSC® certified products only come from well-managed, FSC®-certified forests and other controlled sources. FSC® is dedicated to the promotion of responsible forest management worldwide helping to take care of forests for future generations. Amelio and other Krug products can be specified with FSC® Certification. Contact customer service for further information, pricing and lead times.



Architects, designers, and building professionals can specify FSC®-certified products in order to achieve a point from the U.S. Green Building Council's Leadership in Energy and Environmental Design (LEED) Rating System.



# AMELIO BENCH SLEEPER | FEATURES & OPTIONS



## FOLD DOWN SLEEP SURFACE

The seat cushion folds out onto a forward extending platform to transform the bench into a full-length sleeper. It features comfortable foam with a vinyl surface. Cushions can be removed for cleaning or replacement.



## STEEL CONSTRUCTION

A welded steel interior framework provides exceptional strength and durability for extended product life and problem-free usage. The platform over the framework is covered in an attractive, durable upholstered cover to support infection control and ease of cleaning.



## STEEL LEGS

The standard base is a 3" tall round steel leg in Silver Metallic, featuring plastic glides. Floor-saver nylon glides, Floor-saver felt glides, non-slip rubber glides and metal glides are available at an upcharge.



## LATEX FREE

Krug products are made with latex-free materials to prevent the allergic reaction that latex causes in some people.



## REPLACEABLE COMPONENTS

Amelio Bench Sleepers is uniquely designed to allow major components to be field replaced, providing a very cost effective means to significantly extend the life of the product.




## REMOVABLE COVERS

Removable seat and mattress covers are standard for easy cleaning or replacement.



## LOCKING CASTERS

3" dual-wheel locking caster models are available.



## STORAGE COMPARTMENT

Optional under-seat storage compartment features a cleanable interior surface with a vented bottom, and a clean-out for debris and liquids. The spring-assisted hinges hold the storage lid in the upright position to provide safe access.



## ARM

Upholstered side arms can be trimmed with optional Grey & Black Urethane or Solid Surface Arm Caps to enhance the durability of the arms and provide a cleanable surface.



## LAMINATE FRONT PANEL

Laminate can be specified for the front panel in Krug's in-stock laminates with matching 3mm edging. See [page 26](#) for laminate selection.

## WEIGHT CAPACITIES

Amelio Bench Sleepers has been tested and complies with ANSI/BIFMA x5.4-2012 standards.

Amelio Bench Sleepers has a load weight rating of 525lbs

## CUSTOM SIZING

Custom sizes are available and can be quoted, with a minimum order quantity of 10 units per size. Custom depth dimensions may require a higher minimum order quantity. Please contact Customer Service for a special quote.

## Combination Upholstery Options

When combination upholstery is specified with fabric of the same grade or COM, an upcharge for dual fabrics is **\$33 list** per unit and **\$64 list** per unit for three fabrics will be applied. When graded in combination upholstery is selected, use the highest grade upholstery selected or to obtain a quote for blended grading contact Customer Service (please provide the fabrics specified and location of where each fabric is to be applied on the product).

## CAL 133 & MOISTURE BARRIER

California Technical Bulletin 133 is a flammability test for seating. Krug offers a compliance method which, in combination with non-flammable upholstery covers, may enable the products to meet certification requirements for this test. This process at the same time also provides the products with a Moisture Barrier - a treatment that helps to prevent the passage of liquids and moisture to inside of upholstered components - thereby conferring sanitary and anti-infection benefits. So when CAL 133 is specified, the product also automatically has a Moisture Barrier, and when a Moisture Barrier is specified, the product also features the compliance method and low flammability features of CAL 133.

The application of this upcharge and the compliance method does not mean that the specific configuration of product and upholstery cover are tested and officially certified as being CAL 133 compliant. If official certification is required, Krug will provide this (through an independent certified testing laboratory) at a charge of \$917 per item, plus the cost of the product to be tested. Lead time for certification testing is typically 4-8 weeks. Krug assumes no responsibility for the testing of our products in combination with upholstery covers, or for the results of any testing conducted. Some specific configurations of product and upholstery have already been tested. Please contact Customer Service for additional information.

# AMELIO | BENCH SLEEPERS

## DIMENSIONS

	Overall Width	Overall Depth (extended)	Overall Height	Sleep Surface Length	Seat Height (Sleep)	Width Between Arms	Arm Height	Seat Depth (Sleep)	Weight	Cubes
Armless										
68	70	21.5 (38)	19.5	68	19.5 (12")	n/a	n/a	21.5" (34)	158	21
72	74	21.5 (38)	19.5	72	19.5 (12")	n/a	n/a	21.5" (34)	166	22
76	78	21.5 (38)	19.5	76	19.5 (12")	n/a	n/a	21.5" (34)	174	24
80	82	21.5 (38)	19.5	80	19.5 (12")	n/a	n/a	21.5" (34)	182	25
With Arms										
68	74	21.5 (38)	27.5	68	19.5 (12")	68	27.5	21.5" (34)	198	33
72	78	21.5 (38)	27.5	72	19.5 (12")	72	27.5	21.5" (34)	206	34
76	82	21.5 (38)	27.5	76	19.5 (12")	76	27.5	21.5" (34)	214	36
80	86	21.5 (38)	27.5	80	19.5 (12")	80	27.5	21.5" (34)	222	37
Armless with Back										
68	70	21.5 (38)	35	68	19.5 (12")	n/a	n/a	17.5" (34)	168	37
72	74	21.5 (38)	35	72	19.5 (12")	n/a	n/a	17.5" (34)	177	39
76	78	21.5 (38)	35	76	19.5 (12")	n/a	n/a	17.5" (34)	186	41
80	82	21.5 (38)	35	80	19.5 (12")	n/a	n/a	17.5" (34)	195	43
With Arms and Back										
68	74	21.5 (38)	35	68	19.5 (12")	68	27.5	17.5" (34)	208	41
72	78	21.5 (38)	35	72	19.5 (12")	72	27.5	17.5" (34)	217	43
76	82	21.5 (38)	35	76	19.5 (12")	76	27.5	17.5" (34)	226	45
80	86	21.5 (38)	35	80	19.5 (12")	80	27.5	17.5" (34)	235	47
Storage Compartment										
68	28.75	11	6							
72	28.75	11	6							
76	28.75	11	6							
80	28.75	11	6							

## COM REQUIREMENTS

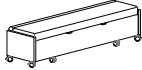
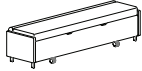
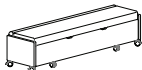
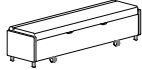
	COM Yardage Complete Unit Standard Grey Outer Back	COM Yardage Complete Unit Coordinating Back	COM Yardage Seat Cushion	COM Yardage Full Height Back (w/Grey Outer Back)	COM Yardage Rear Panel Without Back	COM Yardage Front Kick Panel	COM Yardage Side Arms (set of 2)	COM Yardage Armless Side Panels (set of 2)
Armless								
68								
72	n/a	5.08	1.4	n/a	1.7	1.08	n/a	0.9
76								
80	n/a	5.08	1.4	n/a	1.7	1.08	n/a	0.9
With Arms								
68								
72	n/a	5.88	1.4	n/a	1.7	1.08	1.7	n/a
76								
80	n/a	5.88	1.4	n/a	1.7	1.08	1.7	n/a
Armless with Back								
68								
72	4.68	6.48	1.4	3.1 (1.3)	n/a	1.08	n/a	0.9
76								
80	4.68	6.48	1.4	3.1 (1.3)	n/a	1.08	n/a	0.9
With Arms and Back								
68								
72	5.48	7.28	1.4	3.1 (1.3)	n/a	1.08	1.7	n/a
76								
80	5.48	7.28	1.4	3.1 (1.3)	n/a	1.08	1.7	n/a

NOTE: Some vinyls, leathers and upholsteries are not suitable for application on Amelio seating.

The approval process is as follows:

1. A sample of the COM must be provided to Krug Customer Service prior to or at the time of order.
2. The sample will be reviewed and the customer advised if the upholstery cover is unsuitable.
3. The COM upholstery cover or leather will be inspected when received at the factory, to identify any further concerns with its suitability.

# AMELIO | BENCH SLEEPERS

Description	Model	COM 1	2	COL 3	4	FABRIC GRADES 5	6	7	LEATHER 8	9
	68" Sleep surface, without back, upholstered front, without storage, armless with casters AME6BS68XUFALSNC1	4446	4587	4728	5006	5284	5562	5841	6120	6679
	72" Sleep surface, without back, upholstered front, without storage, armless with casters AME6BS72XUFALSNC1	4504	4645	4786	5068	5351	5634	5916	6199	6764
	76" Sleep surface, without back, upholstered front, without storage, armless with casters AME6BS76XUFALSNC1	4560	4705	4845	5132	5419	5704	5991	6276	6849
	80" Sleep surface, without back, upholstered front, without storage, armless with casters AME6BS80XUFALSNC1	4616	4762	4905	5195	5484	5775	6064	6356	6936
	68" Sleep surface, without back, upholstered front, without storage, armless with legs AME6BS68XUFALSNC2	4339	4480	4618	4898	5176	5455	5735	6014	6571
	72" Sleep surface, without back, upholstered front, without storage, armless with legs AME6BS72XUFALSNC2	4396	4537	4679	4961	5243	5527	5809	6091	6657
	76" Sleep surface, without back, upholstered front, without storage, armless with legs AME6BS76XUFALSNC2	4454	4595	4738	5024	5310	5596	5884	6167	6742
	80" Sleep surface, without back, upholstered front, without storage, armless with legs AME6BS80XUFALSNC2	4509	4654	4798	5087	5378	5667	5958	6246	6828
	68" Sleep surface, without back, upholstered front, with storage, armless with casters AME6BS68XUSALSNC1	4785	4923	5063	5341	5620	5898	6180	6458	7016
	72" Sleep surface, without back, upholstered front, with storage, armless with casters AME6BS72XUSALSNC1	4844	4986	5128	5411	5693	5975	6256	6540	7105
	76" Sleep surface, without back, upholstered front, with storage, armless with casters AME6BS76XUSALSNC1	4905	5050	5191	5478	5765	6050	6336	6623	7193
	80" Sleep surface, without back, upholstered front, with storage, armless with casters AME6BS80XUSALSNC1	4967	5111	5257	5546	5835	6126	6416	6706	7284
	68" Sleep surface, without back, upholstered front, with storage, armless with legs AME6BS68XUSALSNC2	4678	4816	4956	5234	5513	5792	6072	6350	6909
	72" Sleep surface, without back, upholstered front, with storage, armless with legs AME6BS72XUSALSNC2	4737	4878	5021	5303	5586	5868	6149	6432	6997
	76" Sleep surface, without back, upholstered front, with storage, armless with legs AME6BS76XUSALSNC2	4798	4943	5084	5369	5658	5943	6229	6515	7087
	80" Sleep surface, without back, upholstered front, with storage, armless with legs AME6BS80XUSALSNC2	4860	5005	5149	5439	5727	6019	6308	6598	7177

**ORDERING NOTES:** Bench sleepers can be specified with Urethane (URE) or Solid Surface (SSC) arm caps, replace "NC" in the model number with the **Arm Cap Type** selection below and add the upcharge.

Amelio Bench Sleeper Option Upcharges	\$ List		\$ List	
CAL133 & Moisture Barrier (per yard)	64	Floor-saver Felt Glides	29	
Laminate Front Panel	308	Non-slip Rubber Glides	18	
Urethane Arm Caps (per pair)	138	Metal Glides	25	
Combination Upholstery - dual fabrics	33	Floor-saver Felt Glides	37	

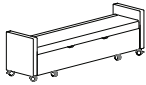
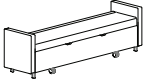
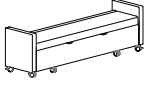

Amelio Bench Sleepers are standard with a latex-free grey colored back. Coordinating upholstered backs are available for the following up-charges:

	Grade 1	Grade 2	Grade 3	Grade 4	Grade 5	Grade 6	Grade 7	Grade 8	Grade 9
\$ List	113	169	227	338	451	561	676	786	1015

## PRODUCT CODE KEY

Line	Series	Chair Type	Size	Back Type	Front Type	Storage	Arm Type	Arm Cap Type	Base Style
AME	6	BS	68	X	U	F	ALS	NC	1
Amelio	Motion	Bench Sleepers	68" Sleep Surface	without back	Upholstered	w/o Storage	Armless	No Cap	Casters
			72	B	L	S	UPH	URE	2
			72" Sleep Surface	with back	Laminate	Storage	Upholstered Arm	Urethane	Legs
			76					SSC	
			76" Sleep Surface					Solid Surface	
			80						
			80" Sleep Surface						

# AMELIO | BENCH SLEEPERS

Description	Model	COM 1	2	COL 3	4	FABRIC GRADES 5	6	7	LEATHER 8	9
	68" Sleep surface, without back, upholstered front, without storage, upholstered arm with casters AME6BS68XUFUPHNC1	4809	4967	5125	5444	5764	6081	6402	6718	7357
	72" Sleep surface, without back, upholstered front, without storage, upholstered arm with casters AME6BS72XUFUPHNC1	4863	5024	5187	5508	5831	6155	6475	6796	7442
	76" Sleep surface, without back, upholstered front, without storage, upholstered arm with casters AME6BS76XUFUPHNC1	4920	5083	5244	5572	5896	6224	6550	6875	7528
	80" Sleep surface, without back, upholstered front, without storage, upholstered arm with casters AME6BS80XUFUPHNC1	4977	5140	5306	5635	5965	6293	6625	6955	7613
	68" Sleep surface, without back, upholstered front, without storage, upholstered arm with legs AME6BS68XUFUPHNC2	4698	4860	5017	5338	5657	5973	6293	6611	7249
	72" Sleep surface, without back, upholstered front, without storage, upholstered arm with legs AME6BS72XUFUPHNC2	4756	4918	5079	5399	5722	6046	6367	6689	7335
	76" Sleep surface, without back, upholstered front, without storage, upholstered arm with legs AME6BS76XUFUPHNC2	4813	4974	5138	5465	5789	6115	6442	6767	7420
	80" Sleep surface, without back, upholstered front, without storage, upholstered arm with legs AME6BS80XUFUPHNC2	4868	5033	5197	5528	5857	6186	6518	6847	7506
	68" Sleep surface, without back, upholstered front, with storage, upholstered arm with casters AME6BS68XUSUPHNC1	5143	5303	5464	5782	6099	6419	6737	7057	7696
	72" Sleep surface, without back, upholstered front, with storage, upholstered arm with casters AME6BS72XUSUPHNC1	5205	5366	5527	5849	6170	6494	6817	7137	7785
	76" Sleep surface, without back, upholstered front, with storage, upholstered arm with casters AME6BS76XUSUPHNC1	5264	5428	5590	5917	6243	6570	6895	7221	7873
	80" Sleep surface, without back, upholstered front, with storage, upholstered arm with casters AME6BS80XUSUPHNC1	5327	5492	5657	5986	6315	6644	6974	7304	7964
	68" Sleep surface, without back, upholstered front, with storage, upholstered arm with legs AME6BS68XUSUPHNC2	5036	5195	5355	5674	5992	6312	6630	6948	7587
	72" Sleep surface, without back, upholstered front, with storage, upholstered arm with legs AME6BS72XUSUPHNC2	5097	5259	5419	5741	6063	6387	6709	7031	7677
	76" Sleep surface, without back, upholstered front, with storage, upholstered arm with legs AME6BS76XUSUPHNC2	5159	5320	5483	5810	6136	6463	6788	7114	7765
	80" Sleep surface, without back, upholstered front, with storage, upholstered arm with legs AME6BS80XUSUPHNC2	5218	5384	5548	5878	6208	6537	6868	7197	7856

**ORDERING NOTES:** Bench sleepers can be specified with Urethane (URE) or Solid Surface (SSC) arm caps, replace "NC" in the model number with the **Arm Cap Type** selection below and add the upcharge. For glide options see page 22.

Amelio Bench Sleeper Option Upcharges	\$ List		\$ List
CAL133 & Moisture Barrier (per yard)	64	Solid Surface Arm Cap (per pair) - Gr A White	231
Laminate Front Panel	308	Solid Surface Arm Cap (per pair) - Gr A Color	240
Urethane Arm Caps (per pair)	138	Solid Surface Arm Cap (per pair) - Gr B	256
Combination Upholstery - dual fabrics	33	Solid Surface Arm Cap (per pair) - Gr C	267





Amelio Bench Sleepers are standard with a latex-free grey colored back. Coordinating upholstered backs are available for the following up-charges:

	Grade 1	Grade 2	Grade 3	Grade 4	Grade 5	Grade 6	Grade 7	Grade 8	Grade 9
\$ List	113	169	227	338	451	561	676	786	1015

## PRODUCT CODE KEY

Line	Series	Chair Type	Size	Back Type	Front Type	Storage	Arm Type	Arm Cap Type	Base Style
AME	6	BS	68	X	U	F	ALS	NC	1
Amelio	Motion	Bench Sleepers	68" Sleep Surface	without back	Upholstered	w/o Storage	Armless	No Cap	Casters
			72	B	L	S	UPH	URE	2
			72" Sleep Surface	with back	Laminate	Storage	Upholstered Arm	Urethane	Legs
			76					SSC	
			76" Sleep Surface					Solid Surface	
			80						
			80" Sleep Surface						

# AMELIO | BENCH SLEEPERS

Description	Model	COM 1	2	COL 3	4	FABRIC GRADES 5	6	7	LEATHER 8	9
	68" Sleep surface, with back, upholstered front, without storage, armless with casters AME6BS68BUFALSNC1	4670	4799	4928	5185	5442	5698	5955	6212	6728
	72" Sleep surface, with back, upholstered front, without storage, armless with casters AME6BS72BUFALSNC1	4730	4861	4990	5250	5510	5770	6032	6291	6813
	76" Sleep surface, with back, upholstered front, without storage, armless with casters AME6BS76BUFALSNC1	4789	4921	5054	5317	5581	5843	6108	6372	6897
	80" Sleep surface, with back, upholstered front, without storage, armless with casters AME6BS80BUFALSNC1	4846	4981	5115	5384	5649	5916	6184	6449	6985
	68" Sleep surface, with back, upholstered front, without storage, armless with legs AME6BS68BUFALSNC2	4564	4692	4819	5078	5336	5590	5847	6105	6620
	72" Sleep surface, with back, upholstered front, without storage, armless with legs AME6BS72BUFALSNC2	4622	4754	4883	5142	5404	5663	5924	6184	6706
	76" Sleep surface, with back, upholstered front, without storage, armless with legs AME6BS76BUFALSNC2	4681	4814	4946	5210	5472	5737	6000	6264	6791
	80" Sleep surface, with back, upholstered front, without storage, armless with legs AME6BS80BUFALSNC2	4740	4874	5008	5275	5541	5809	6077	6343	6877
	68" Sleep surface, with back, upholstered front, with storage, armless with casters AME6BS68BUSALSNC1	4988	5117	5245	5503	5761	6017	6272	6531	7045
	72" Sleep surface, with back, upholstered front, with storage, armless with casters AME6BS72BUSALSNC1	5053	5183	5314	5573	5834	6095	6353	6612	7134
	76" Sleep surface, with back, upholstered front, with storage, armless with casters AME6BS76BUSALSNC1	5115	5247	5381	5642	5906	6168	6435	6697	7225
	80" Sleep surface, with back, upholstered front, with storage, armless with casters AME6BS80BUSALSNC1	5179	5314	5447	5715	5979	6246	6515	6780	7315
	68" Sleep surface, with back, upholstered front, with storage, armless with legs AME6BS68BUSALSNC2	4882	5010	5139	5394	5655	5911	6165	6422	6938
	72" Sleep surface, with back, upholstered front, with storage, armless with legs AME6BS72BUSALSNC2	4945	5077	5205	5466	5726	5988	6245	6506	7027
	76" Sleep surface, with back, upholstered front, with storage, armless with legs AME6BS76BUSALSNC2	5008	5140	5273	5536	5799	6061	6328	6590	7117
	80" Sleep surface, with back, upholstered front, with storage, armless with legs AME6BS80BUSALSNC2	5071	5205	5339	5607	5871	6139	6408	6673	7208

**ORDERING NOTES:** Bench sleepers can be specified with Urethane (URE) or Solid Surface (SSC) arm caps, replace "NC" in the model number with the **Arm Cap Type** selection below and add the upcharge.

Amelio Bench Sleeper Option Upcharges	\$ List		\$ List
CAL133 & Moisture Barrier (per yard)	64	Floor-saver Felt Glides	29
Laminate Front Panel	308	Non-slip Rubber Glides	18
Urethane Arm Caps (per pair)	138	Metal Glides	25
Combination Upholstery - dual fabrics	33	Floor-saver Felt Glides	37
Combination Upholstery -Three fabrics	64		

Amelio Bench Sleepers are standard with a latex-free grey colored back. Coordinating upholstered backs are available for the following up-charges:



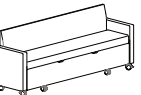

	Grade 1	Grade 2	Grade 3	Grade 4	Grade 5	Grade 6	Grade 7	Grade 8	Grade 9
\$ List	113	169	227	338	451	561	676	786	1015

## PRODUCT CODE KEY

Line	Series	Chair Type	Size	Back Type	Front Type	Storage	Arm Type	Arm Cap Type	Base Style
AME	6	BS	68	X	U	F	ALS	NC	1
Amelio	Motion	Bench Sleepers	68" Sleep Surface	without back	Upholstered	w/o Storage	Armless	No Cap	Casters
			72	B	L	S	UPH	URE	2
			72" Sleep Surface	with back	Laminate	Storage	Upholstered Arm	Urethane	Legs
			76					SSC	
			76" Sleep Surface					Solid Surface	
			80						
			80" Sleep Surface						



# AMELIO | BENCH SLEEPERS

Description	Model	COM		COL		FABRIC GRADES		LEATHER		
		1	2	3	4	5	6	7	8	9
	68" Sleep surface, with back, upholstered front, without storage, upholstered arm with casters AME6BS68BUFUPHNC1	5031	5179	5328	5623	5919	6218	6515	6813	7405
	72" Sleep surface, with back, upholstered front, without storage, upholstered arm with casters AME6BS72BUFUPHNC1	5089	5240	5390	5691	5991	6290	6590	6891	7491
	76" Sleep surface, with back, upholstered front, without storage, upholstered arm with casters AME6BS76BUFUPHNC1	5149	5300	5453	5757	6059	6363	6665	6970	7577
	80" Sleep surface, with back, upholstered front, without storage, upholstered arm with casters AME6BS80BUFUPHNC1	5209	5363	5516	5823	6129	6436	6742	7048	7661
	68" Sleep surface, with back, upholstered front, without storage, upholstered arm with legs AME6BS68BUFUPHNC2	4922	5071	5219	5517	5812	6111	6408	6706	7296
	72" Sleep surface, with back, upholstered front, without storage, upholstered arm with legs AME6BS72BUFUPHNC2	4981	5132	5283	5583	5884	6183	6483	6784	7384
	76" Sleep surface, with back, upholstered front, without storage, upholstered arm with legs AME6BS76BUFUPHNC2	5040	5192	5345	5649	5953	6255	6558	6863	7468
	80" Sleep surface, with back, upholstered front, without storage, upholstered arm with legs AME6BS80BUFUPHNC2	5099	5256	5408	5716	6021	6330	6633	6941	7555
	68" Sleep surface, with back, upholstered front, with storage, upholstered arm with casters AME6BS68BUSUPHNC1	5347	5497	5646	5943	6240	6537	6833	7130	7724
	72" Sleep surface, with back, upholstered front, with storage, upholstered arm with casters AME6BS72BUSUPHNC1	5412	5561	5713	6014	6313	6611	6913	7213	7814
	76" Sleep surface, with back, upholstered front, with storage, upholstered arm with casters AME6BS76BUSUPHNC1	5474	5629	5780	6082	6387	6689	6993	7295	7905
	80" Sleep surface, with back, upholstered front, with storage, upholstered arm with casters AME6BS80BUSUPHNC1	5538	5693	5846	6154	6461	6766	7072	7381	7993
	68" Sleep surface, with back, upholstered front, with storage, upholstered arm with legs AME6BS68BUSUPHNC2	5241	5390	5538	5835	6133	6430	6725	7021	7616
	72" Sleep surface, with back, upholstered front, with storage, upholstered arm with legs AME6BS72BUSUPHNC2	5305	5454	5605	5905	6207	6505	6806	7106	7705
	76" Sleep surface, with back, upholstered front, with storage, upholstered arm with legs AME6BS76BUSUPHNC2	5367	5519	5671	5975	6280	6582	6885	7189	7795
	80" Sleep surface, with back, upholstered front, with storage, upholstered arm with legs AME6BS80BUSUPHNC2	5430	5586	5739	6045	6352	6660	6965	7271	7887

**ORDERING NOTES:** Bench sleepers can be specified with Urethane (URE) or Solid Surface (SSC) arm caps, replace "NC" in the model number with the **Arm Cap Type** selection below and add the upcharge. For glide options see page 22.

Amelio Bench Sleeper Option Upcharges	\$ List	\$ List
CAL133 & Moisture Barrier (per yard)	64	Solid Surface Arm Cap (per pair) - Gr A White 231
Laminate Front Panel	308	Solid Surface Arm Cap (per pair) - Gr A Color 240
Urethane Arm Caps (per pair)	138	Solid Surface Arm Cap (per pair) - Gr B 256
Combination Upholstery - dual fabrics	33	Solid Surface Arm Cap (per pair) - Gr C 267

Amelio Bench Sleepers are standard with a latex-free grey colored back. Coordinating upholstered backs are available for the following up-charges:

Grade 1	Grade 2	Grade 3	Grade 4	Grade 5	Grade 6	Grade 7	Grade 8	Grade 9
\$ List 113	169	227	338	451	561	676	786	1015

## PRODUCT CODE KEY

Line	Series	Chair Type	Size	Back Type	Front Type	Storage	Arm Type	Arm Cap Type	Base Style
AME	6	BS	68	X	U	F	ALS	NC	1
Amelio	Motion	Bench Sleepers	68" Sleep Surface	without back	Upholstered	w/o Storage	Armless	No Cap	Casters
			72	B	L	S	UPH	URE	2
			72" Sleep Surface	with back	Laminate	Storage	Upholstered Arm	Urethane	Legs
			76					SSC	
			76" Sleep Surface					Solid Surface	
			80						
			80" Sleep Surface						

## Terms and Conditions

Net 30 days on approved credit. A late payment charge of 1% per month will be applied on overdue invoices. This charge will be pro-rated to the number of days past 30 days that the invoice is overdue. All applicable sales taxes are extra. Distribution of this price list does not in itself constitute an offer to sell. Orders can be received only from authorized Krug dealers. Acceptance of any order and terms of sale may be established at the discretion of Krug. Deposits are required on orders received from new accounts as well as on large or special orders. Krug reserves the right to discontinue designs, or to change designs, construction, prices, or materials without notice.

## Contact Information

Phone: 1.888.578.KRUG (5784) | Fax: 1.519.748.5177

Purchase Order Fax: 1.888.236.4783

Purchase Order E-mail: [orders@krug.ca](mailto:orders@krug.ca)

Web: [www.krug.ca](http://www.krug.ca) E-mail: [solutions@krug.ca](mailto:solutions@krug.ca)

## Customer Service Hours

Please note customer service hours are:

8:30 am to 5:00 pm est

## Customer Satisfaction

It is the primary goal of Krug and our staff to ensure the complete satisfaction of our customers with our products and performance. If a problem arises with a Krug product after the expiration of the limited warranty period, Krug will exercise its best efforts to achieve the satisfaction of the customer in a manner that is fair to all concerned.

## Order Acknowledgments

Each order will be acknowledged via e-mail or fax. This acknowledgment is the final agreement between Krug and the customer, superseding all previous communications regarding the purchase order. Where there is a discrepancy on a purchase order between a product code and a description, Krug will make every effort to resolve the discrepancy, but will be ruled by the product code ordered. Please check all acknowledgments for accuracy, and advise Krug of any discrepancies with a purchase order.

## Order Cancellation

Krug reserves the right to not accept or allow cancellation of orders. All products are manufactured on a custom-made, make-to-order basis, and the purchasing, engineering and production of orders begins shortly after order placement - and the customer purchase order is a contract that authorizes Krug to manufacture the products. Acceptance of order cancellation (or partial cancellation) is solely at the discretion of Krug, and is dependent on the extent to which engineering, purchasing and manufacturing has been initiated by the time cancellation is requested. No order cancellations (partial or otherwise) are allowable more than 4 weeks from date of order placement (as order production is unable to be terminated by that point), and full payment of the acknowledged order value is required for any orders cancelled after 4 weeks. Cancellations may be allowable in less than 4 weeks after order placement, depending on the extent to which manufacturing has been initiated. An acceptance of order cancellation requires that the purchaser agrees to make payment for all costs incurred to the point of acceptance of cancellation. Cancellation charges include all costs for purchase of dedicated material and components, engineering costs for non-standard products, and all costs for manufacturing completed to that point, as well as a \$367 net charge for processing of the original order and for processing of cancellation invoicing.

## Pricing

Krug endeavors to ensure that all prices in this price list reflect accurately our current prices. However, errors do occur and will be rectified through notices to the field. Krug reserves the right to acknowledge pricing that may be different from the price list.

## Storage Charges

Krug reserves the right to assess a nominal storage charge if a customer does not accept shipment of an order within a week of the ship date.

## Warranty

Krug warrants the construction and the finish of all our products to be free from defects in materials and workmanship for the lifetime of their use. This warranty is applicable to products in use by their original purchaser. This warranty does not apply to components not manufactured by Krug including textiles, which are subject to the specific warranties of those manufacturers, if any. Textiles (fabric, leather, vinyl, or any other covering material) suppliers do not guarantee their products for durability and color fastness, and nor does Krug. Casters, mechanical and electrical components have a warranty of five years from the date of purchase. The Krug warranty does not apply to COM-specified materials, damage caused by a carrier other than Krug, or variation in wood finishes due to natural wood color variation. Krug cannot be held responsible for variations in fabric dye lots from order to order. All fabric is carefully inspected when it is received, but a degree of variation in color should be expected. Repairs or replacement of any defect covered under this warranty by Krug will be made, at our option and method, at no charge to the original purchaser during the warranty period. Krug's judgement is final and binding with respect to the nature or cause of defects or damage, and the necessity or manner of repair or replacement.

This warranty does not apply to defects or damage resulting from:

- normal wear and tear occurring with the use of the product
- negligence, misuse, excessive use, alteration, improper cleaning or repair
- substitution or use of incorrect or unauthorized components or material
- handling or installation that is incorrect, or that causes damage or defect
- damage incurred by a freight carrier other than Krug
- wearing of finishes and fabrics, and normal variations in materials (including dye lot variations)
- properties of natural materials, including wood and leather
- exposure to environments with uncontrolled temperature and humidity (products must be transported, stored and used in climate-controlled conditions)

Note, specific warranties for components and materials not manufactured by Krug:

**Jordan Sleepers Heavy-Duty Mechanism**, made with heavy gauge steel and minimal moving parts - is backed by a 5-year warranty on the mechanism itself, in addition to the lifetime warranty on the rest of the product. If it does become damaged or degraded, the mechanism can be field-replaced.

**Juno and Trevisa Overbed Tables** have a 2-year warranty.

## Blanket Wrapping

Krug will blanket wrap larger seating orders at customer's request. Please indicate on your purchase order and contact Customer Service.

## Export Packaging

Krug is pleased to provide the option for export packaging on all our products, to provide additional protection from damage. For shipments overseas, a quote for export packaging can be provided, based on the products to be ordered and the delivery destination - please contact Customer Service or Bids & Specification Support for more information and a quotation. KRUG is not responsible for shipment damage occurring on overseas shipments

Export Packaging is STRONGLY RECOMMENDED for:

- (A) all shipments outside of the lower 48 states and Canada.
- (B) all shipments that will be held in storage for an extended period prior to installation.

**Important:** Please note that Krug will not be responsible for damage claims on product shipped or stored in the above conditions but where export packaging has not been utilized.

## Dimensions

Dimensions are in inches and approximate, and subject to change without notice. Contact Customer Service if dimensions are critical.

# GENERAL INFORMATION

## Freight Terms and Conditions

1. All product is shipped FOB the Krug factory. Freight is either pre-paid to the destination or not pre-paid, depending on established customer specific freight terms.

2. Docks at the selected delivery location must be equipped to handle a 53' trailer. If a dock is inadequate for delivery by Krug, Krug will re-deliver to another local location and any additional costs will be charged to the customer.

3. For all deliveries, it is understood that Krug or its agent is making a dock delivery only (equipped to handle a 53' trailer), and any further work of truck unloading, delivery beyond the dock, installation, and removal of packaging is not authorized or paid for by Krug.

4. Drop shipments to the installation site, and timed deliveries, are available on larger shipments (full truckloads or slightly less) at no additional charge. Drop shipments or timed deliveries for smaller shipments may not be available, or if available will require a surcharge. Deliveries on an after hours basis, or on weekends, or any other special requirements, may be subject to a surcharge. Location and contact information, and the requested time of delivery, is required at least one week prior to the acknowledged shipment date. If this information is not provided one week in advance, or if the location or time of the drop shipment is changed less than one week in advance, a surcharge may be applied, and/or the drop shipment may not be scheduled. For deliveries requested Monday to Thursday after 5:00 pm, please apply a surcharge of \$262/shipment. For deliveries requested Monday to Friday before 7:00 am, please apply a surcharge of \$262/shipment. For deliveries requested Friday (after 3:00 pm) or weekends, please apply a surcharge of \$525/shipment. (local times).

5. For all deliveries - whether to the Customer location or drop shipment - any circumstances that result in the delay of our carrier (including unsuitable receiving facilities, or facilities not open or available), service charges will be applied at the rate of \$125/hour. Where re-delivery is necessary because of these circumstances, the full cost of re-delivery will be charged. If Less Than Truck Load is delivering, one hour is allocated to unload. Any additional time required to unload after the first hour is \$125/hour. If a Truck Load is delivering the order, three hours is allocated to unload. Any additional time required to unload is \$125/hour. Direct deliveries to site for large orders are possible, (must exceed \$60,000 net), and accommodate 48 - 53' trailers. Krug is responsible for delivery to the approved delivery address. If an address change is required, this must be authorized by Krug 5 business days prior to ship date. Any additional delivery costs incurred after this time will be charged to the customer.

## Product Strength and Durability Testing

All Krug products have been thoroughly tested, and exceed the testing requirements of ANSI/BIFMA seating standard. Specific test results and documentation are available on request.



## Installation Support

For assistance please contact Technical Support at 1-888-578-5784 x216 or e-mail [installationhelp@krug.ca](mailto:installationhelp@krug.ca) and you will be directed to the appropriate installation support person.

## Damaged Shipments

All Krug product is well engineered, carefully inspected, and expertly loaded onto our trucks at our Distribution Center. If you receive any damaged freight, we ask that you do not refuse the shipment. Krug is not responsible for damage to goods that occurs in transit or

storage. It is the purchaser and/or receiver's responsibility to examine the goods upon receipt and to notify Krug of any damages, overages or shortages. Any discrepancies should be noted on the Bill of Lading. The delivering carrier will not accept responsibility for shortages or damages if signed "clear". Notification of concealed damage claims must be made to Krug Distribution within 5 days of delivery, along with digital pictures if available. All product and packaging must be available for inspection. Krug liability ceases after 5 business days and Krug will not be responsible for concealed damages if shipments are left unopened. Krug is not responsible for the condition of product that is stored or installed in an environment where temperature and humidity are not controlled.

## Field Product Report Authorization

Krug's written authorization, in the form of an FPR number, must be obtained prior to incurring charges of any kind if Krug is expected to pay these charges. This includes authorization for returns, field repairs and replacements, post field repairs, installation and delivery charges. Krug reserves the right to have its representative inspect product related to any request for such authorizations, prior to that authorization being provided. Deductions from invoices paid for any charges to Krug, without prior written authorization in the form of an FPR, will not be accepted. Digital photographs may be required to complete the FPR process.

## Returns

No merchandise may be returned without Krug's prior written consent. In the event of an authorized return, a Field Product Report (FPR) number will be issued, and a restocking charge will apply. Return transportation charges must be prepaid. Unauthorized returns will not be accepted and will be returned freight collect. All merchandise being returned must be properly packaged in its original or comparable replacement packaging to ensure protection of the product during handling and transportation. Returns on orders duplicated by the customer must be received in their original packaging to be accepted. Product being returned where Krug has authorized its liability for replacement or repair will be thoroughly inspected on its return, and the results compared to the reason for the return stated on the FPR. Any discrepancies, such as additional damage, signs of usage, missing parts, etc., will result in an adjustment to the amount of credit issued.

## Custom Capabilities

Over 15% of our orders involve some type of custom work, and we invite our customers to make use of our extensive capabilities.

These include:

- 1) Dimensional customization of standard size products
- 2) Custom finishes
- 3) For larger orders, completely custom-designed products, as well as non-standard wood species can be specified.

Custom orders may require additional production lead times. Contact Engineering at the e-mail address [engquotes@krug.ca](mailto:engquotes@krug.ca).

## Care and Maintenance Leather

Leather is a natural product and requires very little care during use. Most stains can be removed with a clean dry cloth. For stubborn spots and stains, use a mild non-detergent cleaner, rinse well and let air dry naturally. Do not use saddle soap, cleaning solvents, furniture polish, oils, varnish, abrasive cleaners, soaps or ammonia waters.

## Fabric Upholstery

Professional upholstery cleaning is recommended.

## Flammability Standards for Krug Textiles - Upholstery Program


- Passes State of California Technical Bulletin CAL 117-2013



Krug Textiles - Stocked Fabric Program

Grade 1

**ARLO**



308 MIDNIGHT



306 PETROL



908 CHARCOAL



93 SEAL



601 PEARL



84 NUTMEG



62 OATMEAL



90 LIMESTONE

**FRANKLIN**




47 CAMEL



3009 MIDNIGHT



67 FAWN



97 CINDER



94 METAL



909 BLACK



9004 CHARCOAL




308 PETROL



108 ORCHID

**COMRADE**




309 MIDNIGHT



84 TEAK



63 LINEN



24 ALPINE




905 IRON



601 SNOW



57 MARIGOLD



31 DUCK EGG

**FELICITY**



601 IVORY



305 SKY



603 TAUPE



93 COAL



405 HENNA



64 PUTTY



62 FAWN



36 BLUEBERRY



# KRUG TEXTILES - UPHOLSTERY FABRICS



## Krug Textiles - Stocked Fabric Program

### Grade 2

#### GRADDY



25 CAPER




31 SKY




604 FLAX



901 CHAR



93 GRAY



34 SLATE



84 TEAK



98 NICKLE

#### YATES




84 BIRCH




44 CLAY



87 TAUPE



25 JUNIPER




305 INDIGO



109 CRANBERRY



803 TOAST



92 ZINC



91 SILVER



908 CHARCOAL

#### MCCOY



608 TUNDRA



601 CREME



908 CHARCOAL



62 COPPER



108 CORDOVAN



32 ROBIN'S EGG




94 MERCURY



84 BARK

#### ORIS



908 DOMINO



604 BARK



601 CREAM




306 DELFT




902 ZINC



305 MIDNIGHT



64 PUTTY




205 CHARTREUSE



**Krug Textiles - Stocked Fabric Program**

Grade 3


**MORITZ**




205 SPEARMINT



61 OYSTER




306 CADET




104 MULBERRY



31 AEGEAN



9008 CHARCOAL




82 CLAY



304 CAPRI

**LORENZO**



306 INDIGO



24 ALPINE




64 LINEN



91 FLANNEL



32 MIST



601 CREAM



106 HENNA



604 STUCCO


**BISCOTTI**



302 CAPRI



45 SPICE



61 DESERT



91 GRANITE

**INTRIGUE**



601 OYSTER



27 OLIVE



4003 OCHRE



908 CHARCOAL



3009 MIDNIGHT



805 PECAN



608 STUCCO



605 STRAW







# KRUG TEXTILES - UPHOLSTERY FABRICS

## Krug Textiles - Faux Leather Program - Grade 2

						
White FL3822	Cream FL6003					
						
Parchment FL0605	Sandstone FL0608	Vanilla FL0061				
						
Taupe FL3948	Mocha FL0808	Tan FL0802	Chestnut FL0087	Bisque FL0805	Chocolate FL8020	Black FL9009
						
Earth FL0084	Brick FL0011	Wine FL0108	Garnet FL0017	Rust FL0014	Citron FL0054	Sprig FL0205
						
Chinchilla FL6009	Steel FL0905	Grey FL9003	Lagoon FL0037	Pacific Blue FL3003	Navy FL3006	Plum FL1009

## Krug Textiles - Leather Program - Grade 8

Please contact Customer Service for specific information on leathers, available colors and lead times.

					
Black K13.1000	Stone K13.3000	Sand K13.5000	Espresso K13.8000	Graphite K13.4000	White K13.9000

## Krug Textiles - Cut fabric NET price per yard

Grade 1	\$22
Grade 2	\$34
Grade 3	\$46

## LATEX FREE

Krug products are made with latex-free materials to prevent the allergic reaction that latex causes in some people.

# CUSTOMER'S OWN MATERIAL - C.O.M.

## Customer's Own Material (COM/COL)

COM/COL must be received three weeks prior to the acknowledged ship date. Orders with COM/COL not received by the required deadline will be delayed. A description of the upholstery cover, including supplier name, pattern name, upholstery cover name and color number must be included with the purchase order.

COM/COL testing requires 3 business days and samples are to be directed to Customer Service. The customer has the option of providing the sample COM/COL before, at time of order, or once the sample COM/COL is received. If the customer does not send a sample for approval in advance of sending actual material, Krug will not be responsible for the cost of any upholstery cover or other material that it determines to be unsuitable for the product or our process.

When the COM/COL upholstery cover is received at Krug, it must be clearly identified with the upholstery cover name and color, and tagged with name of the Krug customer and purchase order number. Krug will inspect all COM/COL upholstery covers when received to determine if it will be suitable for upholstery. Where Krug feels that the upholstery cover or leather specified will compromise the quality or integrity of our products, customers will be contacted to direct these concerns. Further, Krug reserves the right to refuse to accept and use any COM upholstery covers or leathers that will compromise our products in any way that is unacceptable to Krug. Krug cannot assume responsibility for the durability or tailoring quality of customer's own material.

Yardage specified in this price guide is approximate. In the case of multiple product orders, multiply the number of items by the COM yardage specified to determine upholstery cover required, unless otherwise indicated. Additional yardage may be needed if the material is less than 54" wide, or patterned or striped and requires matching. All COMs are cut "up the roll" unless otherwise stated by the customer. All striped upholstery covers will be applied vertically unless otherwise stated by the customer and after approval by Krug. Krug will not be responsible for directional or positional problems with its application of COM material, unless it has been provided with explicit instructions by the customer. Special instructions should be sent to Krug Customer Service, including a sample (or photocopy) of the upholstery cover. Krug is not responsible for instructions sent with the upholstery cover rolls, or for the method of upholstery if no instructions have been provided.

Price increases and freight charges to COM/COL acquired on the customer's behalf will be passed onto the customer.

## Application of Directional Upholstery cover

Some COM upholstery covers will be considered directional by Krug even though they are not considered directional by the supplier. All COMs are automatically cut "up the roll" unless otherwise stated by the customer (please see below).



Standard-Cut  
"up the roll"



Non-Standard-Cut  
across the roll "railroad"

## COM/COL Shipping Procedures

For seating COM/COL upholstery covers, please send upholstery covers to:

Krug Inc.  
111 Ahrens Street  
Kitchener, Ontario  
Canada N2H 4C2

### Attention: RECEIVER

COM/COL orders cannot be scheduled into production until the upholstery cover has arrived and inspection is complete.

All packages must be clearly marked

**"For Customs Clearance by Willson International Custom Brokers".**

According to the North American Free Trade Agreement (NAFTA), goods shipped between the United States and Canada can qualify for exemption from all duties, or for a reduction in duties, if the goods can be proven to originate in either the United States, Canada or Mexico.

Canada Customs requires that a NAFTA Certificate of Origin and a Commercial Invoice be completed and sent with the upholstery cover shipment. The Commercial Invoice must clearly state the description of the upholstery cover, the selling price, the make-up or content, and the purchaser. The absence of these two documents will delay the shipments at the U.S./Canada border, thereby potentially delaying the customer order. If the total value of the shipment is less than \$1200 U.S., Customs will accept a Low Value Statement of Origin in place of the NAFTA Certificate of Origin. The Low Value Statement must be signed by a representative of the exporting company. This statement may either be included on the commercial invoice or attached to the invoice. Krug is happy to answer any questions or concerns about COM/COL shipping procedures and the required documents.

## CAL 133 & Moisture Barrier

California Technical Bulletin 133 is a flammability test for seating. Krug offers a compliance method which, in combination with non-flammable upholstery covers, may enable the products to meet certification requirements for this test. This process at the same time also provides the products with a Moisture Barrier - a treatment that helps to prevent the passage of liquids and moisture to inside of upholstered components - thereby conferring sanitary and anti-infection benefits. So when CAL 133 is specified, the product also automatically has a Moisture Barrier, and when a Moisture Barrier is specified, the product also features the compliance method and low flammability features of CAL 133.

The application of this upcharge and the compliance method does not mean that the specific configuration of product and upholstery cover are tested and officially certified as being CAL 133 compliant. If official certification is required, Krug will provide this (through an independent certified testing laboratory) at a charge of \$917 per item, plus the cost of the product to be tested. Lead time for certification testing is typically 4-8 weeks. Krug assumes no responsibility for the testing of our products in combination with upholstery covers, or for the results of any testing conducted. Some specific configurations of product and upholstery have already been tested. Please contact Customer Service for additional information.

## C.O.L. Yardage

To calculate C.O.L. yardage required, please use the following conversions based on COM yardage: Leather must be ordered in square footage.

- 17 square feet in a yard
- Approx. 3 yards in a hide
- Approx. 51 square feet in a hide
- Please use grade 3 pricing for COL

## Upholstery Cover Yardage Calculation

To calculate yardage required for COM and other non-standard upholstery cover orders, please contact Krug Customer Service at 1.888.578.5784. Unless otherwise stated, upholstery cover rolls are assumed to be a minimum 54" wide. Please use the guide below to calculate the percentage of extra upholstery cover required to cover large repeats. The repeat is calculated by adding both the vertical and horizontal measurements together and then referring to the chart below for extra yardage required.

		2"-14"	15"-19"	20"-27"	28"-36"
FABRIC	Plain	Repeat	Repeat	Repeat	Repeat
54	0%	10%	15%	20%	25%
53-50	16%	20%	25%	30%	35%
48	16%	25%	30%	35%	40%
45	40%	50%	55%	60%	65%
36	50%	60%	65%	70%	75%



## GRADED-IN UPHOLSTERY PROGRAMS

Krug has partnered with several textile brands to grade in their offerings, designed to provide a wide range of upholstery selections for our seating products.

Upholstery pricing and availability is subject to change without notice. We grade this upholstery according to the pricing of the fabric suppliers - when their pricing changes, the Krug grade may change.

When placing an order, a Krug customer must specify the complete upholstery number, along with the appropriate Krug model number and finish. Krug will supply the complete product at the prices listed. Orders specifying graded-in upholstery cannot be cancelled once the upholstery has been ordered.

### Upholstery Grades

To determine the price of a product for graded-in upholstery, use the reference lists located on Krug's website under - Products - Textiles, to view the upholstery grade (1-9). Krug is not responsible for the discontinuation of this upholstery. Please contact Customer Service for information on upholstery not listed.

When two upholstery selections are specified for use on seating, the higher grade upholstery price will apply to the order.

High Performance upholstery; Polyurethane, Vinyl or Crypton, is particularly suitable for healthcare and other intensive-use environments.

### Upholstery Samples

If you require additional samples or memos for presentation, please contact fabric supplier directly.

### Flammability Standards

- Tunnel Test Surface Ratings Class A rating
- Class 1 UFAC
- Passes State of California Technical Bulletin 117-Section E

Please contact fabric supplier directly for further flammability information pertaining to specific upholstery.

### Special Conditions

Acknowledgments will give the estimated delivery date of the finished product. Some upholstery is imported, and availability may affect estimated delivery time. For large projects, please contact fabric supplier directly for availability of yardage.

## KRUGEXPRESS PROGRAM

### PROGRAM DETAILS

*KrugExpress* orders are ready to ship by the date acknowledged. Delivery and shipping schedules may result in actual shipping of orders at a later date. Statutory holidays and scheduled factory vacations may add to acknowledged lead times of *KrugExpress* orders. Unless otherwise specified on the order, the customer's standard method of shipping Krug products will be utilized.

Available factory capacity for *KrugExpress* is filled by orders received on a "first come, first serve" basis. If the normal *KrugExpress* lead time is not available for your order because available capacity has been filled, you will be immediately advised of the earliest available ready-to-ship date. Please consult your Customer Service representative in advance if you wish to confirm the specific lead time availability for a *KrugExpress* order.

Orders must be received by midnight of a given day for that day to be considered the official day the order is received. Order lead times are acknowledged from the date the order is received, but not including the date the order is received.

*KrugExpress* orders must be "clean" when received in order to be considered officially received on a given day, and lead times will be acknowledged from the date orders are determined to be "clean". Changes to *KrugExpress* orders are not allowed under any circumstances.

Orders for product on *KrugExpress* must clearly state: "*KrugExpress*".

COM and graded-in upholstery is available on Krug Express. Orders are scheduled on Krug Express, and given the best available date, when the upholstery is received at Krug. Some conditions apply.

### SEATING PROGRAM

Orders for seating products on the *KrugExpress* program may be subject to quantity maximums. Please contact Krug Customer Service for more information.

Quantity maximums are dependent upon available capacity, in order to insure that we ship all orders on time.

Please note that the CAL 133 option is not available on *KrugExpress*.

## WOOD FINISHES

Standard wood finishes are:

SPECIES	FINISH
<b>BEECH</b>	Appalachian Cherry
	American Cherry
	Imperial Cherry
	Light Cherry
	Medium Cherry
	Natural Cherry
	Sable Cherry
	Standard Cherry
	Light Oak
	Harvest Oak
	Mahogany
	Mellow Oak
	Espresso
	Cordovan Walnut
	Natural Walnut
	Regular Walnut
	Dark Walnut
	Clear Beech
	Medium Anigre
<b>MAPLE</b>	Clear Maple
	Honey Maple
	Wheat Maple

## WOOD FINISHES TO MATCH STANDARD LAMINATES

Willow on Beech  
Copper on Beech  
Shiraz Cherry on Beech  
Park Avenue Walnut on Beech  
Chocolate on Beech  
Nutmeg on Beech  
Portobello on Beech  
Ash on Beech  
Dune on Maple

## LAMINATES

Krug's in-stock Laminates are available in 17 different laminate selections. Please note that 4 of the colors (Gingerbread, Portobello, Ash and Willow) have textured finishes and may not be appropriate for use in patient areas due to infection control concerns. Minimum order quantities and extended lead times may apply for exotic laminate colors, please check with customer service. Polymer Edge will be selected to match the worksurface. Krug's previous laminate in-stock program will be phased out as in-stock supply depletes. Please contact customer service for availability.

### IN-STOCK LAMINATES

Wood Grain Laminates	High Pressure Laminate Supplier	Textured Wood Grain Laminates	High Pressure Laminate Supplier
Champagne	Tafisa T492CR	Gingerbread	Tafisa T556UR
Hardrock Maple	Formica 86992-58	Portobello	Tafisa T557UR
Dune	Tafisa T491CR	Ash	Tafisa T535AT
Copper	Tafisa T521CR	Willow	Tafisa T543AT
Shiraz Cherry	Tafisa T472CR	<b>Solid Laminates</b>	
Park Avenue Walnut	Wilsonart 7984-38	Designer White	Wilsonart D354-60
Chocolate	Tafisa T498CR	Platinum	Tafisa T202CR
Nutmeg	Tafisa T477CR	Earth	Tafisa T767CR
Nightfall	Pionite WX421	Charcoal	Tafisa T228CR

### PHASE OUT LAMINATES

Almond - Black- Shadows - Edgewood Sycamore - Gunstock Walnut

### THERMOFORMED LAMINATES

Champagne | Hardrock Maple | Copper | Park Avenue Walnut | Nightfall | Ash | Nutmeg | Designer White | Platinum | Earth

## NATURAL CHARACTERISTICS OF WOOD

Wood is a natural product with inherent color variations that will never be fully mitigated by the finishing process. Please anticipate variation in colors within a single unit, from piece to piece, and from Krug wood finish samples. If a very close match is required, a sample must be provided with the order and an upcharge will apply. Exact color matches are not possible.

### Custom Wood Finishes

Add 10% list to your order for special finishes, minimum upcharge is \$600 list per finish per order. (For example, on all orders up to \$6000 list, an upcharge of \$600 will apply, on orders \$6000 and up add 10% list to your order.)

Special finish upcharges on seating products are calculated on a grade 1 value. For orders with special finishes, a sample that is a minimum 3" by 3" must be received with the order. Special finishes may add additional lead time to production schedules. Since wood is a natural product, some variations in grain, color and stain acceptance will occur. In our finishing processes, we try to minimize variations, but some variation between samples and finished goods should be anticipated.

### Dual Finishes

Add 10% list per item if specifying dual finish.

### Standard Wood Finishes

No upcharge will be applied when specifying a finish available as standard on one species onto maple seating and occasional tables. Clear finishes are not available on other species since they are a clear finish on top of the natural veneer color.



# AMELIO | FINISHES


## SOLID SURFACE PROGRAM

The Solid Surface option provides an enhanced durability, protection and cleanability. It is available in 8 standard colors and is replaceable if it becomes damaged or degraded. See individual products for list upcharge chart.

### GROUP GRADE A - WHITE




Glacier White




Cameo White

### GROUP GRADE A - COLOR




Bisque



Linen

### GROUP GRADE B




Antarctica

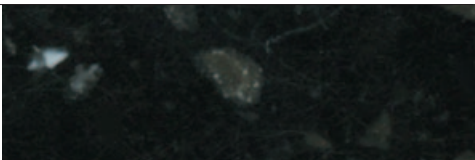


Savannah

### GROUP GRADE C



Dove




Deep Night Sky

## AMELIO SLEEP SOFA URETHANE COLOR



Black




Grey



Taupe

## AMELIO BENCH URETHANE COLORS



Grey



Black



FSC  
www.fsc.org  
FSC® C021699

The mark of responsible forestry



All products are air emissions certified and are available as FSC® certified

**krug**

solutions@krug.ca | www.krug.ca | 1.888.578.KRUG