

ARTEMIS
Price and Specification Guide
CANADA



Effective, January 1, 2025

krug

Advancing Design Through Innovation

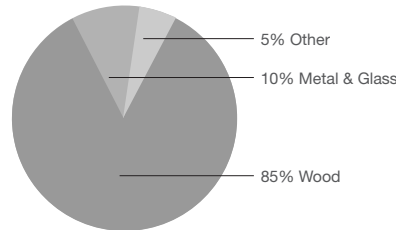
ARTEMIS | TABLE OF CONTENTS

324	Environmental Summary
325	Features
329	Power Management Options
330	Sample Configuration
331	Desks
341	Height Adjustable Worksurfaces
349	Desk Runoffs for 3/4 Height Credenzas
362	Returns
377	Linking & Corner Units
379	Credenzas
391	Overheads
395	Wall Mounted & Magnetic Back-Painted Glass
396	Hutches
400	Pedestals
401	PowerPorts
402	Power/Data & Cable Management
405	Bookcases
406	Storage
411	Wardrobes
413	Benches
414	Modular Components
419	Reception
420	Media Wall
421	Media Hub
441	Wood Finishes
441	Non-Standard Product Guidelines for Pricing
442	Installation Instructions

LEED CI CREDITS



MATERIAL CONTENT:



PRE-CONSUMER RECYCLED CONTENT - 81%

POST-CONSUMER RECYCLED CONTENT - 3%

		CONTRIBUTES TO
Credit 2.1 - 2.2	Construction Waste Management	1 point
Credit 3.3	Resource Reuse	1 point
Credit 4.1	Recycled Content	1 point
Credit 4.2	Recycled Content	1 point
Credit 4.5	Low Emitting Materials, (MUST BE REQUESTED)	
	Composite Wood & Laminate Adhesives	1 point
	Regional Materials*	1 point
Credit 5.1	Rapidly Renewable Materials (MUST BE REQUESTED)	1 point
Credit 7	Certified Wood (MUST BE REQUESTED)	1 point

* This credit is only applicable if in total 20% of the combined value of the procurement of construction materials and in the furniture are manufactured within a radius of 500 miles. This credit will apply if the installation of the finished product occurs within 500 miles of Toronto, Ontario.

level® CERTIFICATION, AIR EMISSIONS AND FSC® CERTIFICATION



level® Certification

BIFMA's e3 Furniture Sustainability Standard is a voluntary, multi-attribute standard that measures the degree of sustainability of furniture. This standard evaluates product and company environmental attributes and compliance systems in a wide range of elements which include Materials, Energy & Atmosphere, Human & Ecosystem Health and Social Responsibility. Artemis products have earned level®, BIFMA's sustainability certification program for furniture, certification through third-party verification against the e3 standard. All Artemis products can be supplied with level® certification. In order to accomplish this, the product must also be ordered with the air-emissions-certification option. Contact customer service for information and upcharges.



Air Emissions

All Artemis products can be supplied with air emissions-certification. Contact customer service for information and upcharges.



FSC®

FSC® In 2005, Krug received Forest Stewardship Council® (FSC®) Chain-of-Custody certification for our manufacturing facilities. The FSC® Chain-of-Custody tracks certified wood from seedling to final sale. It verifies that the material for our FSC® certified products only come from well-managed, FSC®-certified forests and other controlled sources. FSC® is dedicated to the promotion of responsible forest management worldwide helping to take care of forests for future generations. Artemis and other Krug products can be specified with FSC® Certification. Contact customer service for further information, pricing and lead times.

The mark of responsible forestry

In addition, architects, designers, and building professionals can specify FSC®-certified products in order to achieve a point from the U.S. Green Building Council's Leadership in Energy and Environmental Design (LEED) Rating System.

ARTEMIS | FEATURES

WORK SURFACES

Tops are 1 1/4" thick veneered particle board core with face and back veneer. All worksurface height tops have profiled edges on all sides, except when using the M Profile in a Polymer Edge where the profile appears on the front and back sides only of desks. Credenzas, returns, and link units side and back edges are flush. All worksurface height tops have a chemically impregnated polycell backer for additional strength.

MODESTY PANELS

Modesty panels are standard on all desks, and optional on shaped tops, returns, linking units and credenzas. Modesty panels on credenzas are 3/4" thick, and linking unit modesty panels are 1 1/8" thick.

METAL LEGS

The metal legs in Artemis have a Silver Metallic finish.

VENEER

External face veneers are rift cut Red Oak, and flat sliced Cherr, Maple, and Walnut bookmatched veneer.

FINISH

A five step catalyzed varnish finish that when dry has a sheen value of 35°, is applied to all finished cases

LOCKS

Locks are standard on all pedestals and storage unit lateral file drawers. Locks are optional on door fronts and must be specified at time of order. Locks are not available on glass doors.

LATCHES

All hutch, overhead and bookcase doors are equipped with touch latches mounted inside the top edge of the door.

DRAWERS

Desk box and file drawers have fully progressive full extension slides and are load rated at 125 lbs. per drawer. All drawer interiors are birch components. All file drawers are equipped for letter and legal filing. All box/box/file pedestals in desks are supplied with one molded black pencil tray.

GLIDES

Adjustable glides are 1" long and allow for a range of adjustment of 1". Glide inserts are installed at factory. Glides need to be field installed.

HINGES

Hinges on all hutch, overhead and bookcase doors are European style with 110 degree opening. All hinges are fully adjustable.

PULLS

All pulls are die cast with a choice of Silver Metallic powder coat, and Grey Metallic powder coat finish options. Pulls are supplied on all drawers.

TESTING INFORMATION


Artemis meets or exceeds the testing requirements of ANSI/BIFMA X5.5-2014 and/or X5.9 - 2012.



EDGE PROFILES



Flat Edge - T



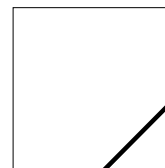
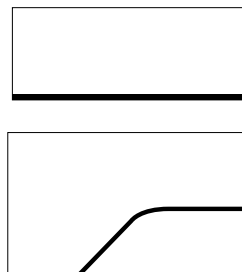

Radius Edge - D



Fluted Edge - M

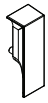
Desks, Credenzas, Curvilinear Desks, Returns, Linking Units, Corner Units, Bookcase and 2 Hi Storage Units have profiles on all edges, with the exception of Artemis Edge - Fluted Profile Polymer Edge

Fluted Profile Polymer Edge - Desks, Credenzas, Curvilinear Desks, Returns, Linking Units, Corner Units, Bookcase and 2Hi Storage Units have profiles on all front & backs. Plan views of each are shown below.

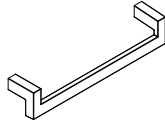


DRAWER PULLS

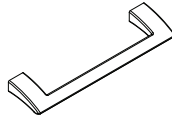
Artemis pulls are available in two standard finishes - SILVER METALLIC and GRAY METALLIC. Please specify finish color on purchase order. Artemis pulls are standard on drawer fronts and can be specified on doors. See below for orientation of pulls.



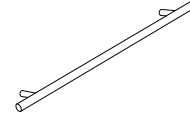
Athena



Diana



Hera



Sono

Doors with Pulls
Above Work Surface

Height:

Athena	Vertical
Diana	Vertical
Hera	Vertical
Sono	Vertical

Doors with Pulls
Below Work Surface

Height:

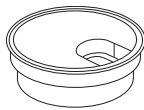
Athena	Vertical
Diana	Horizontal
Hera	Horizontal
Sono	Horizontal

Pulls on All Drawer
Fronts:

Athena	Vertical
Diana	Horizontal
Hera	Horizontal
Sono	Horizontal

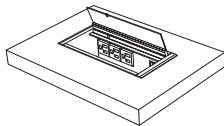
LOCKS

Locks are provided as standard features on all pedestals, except bookcase pedestals, including those in desks, credenzas, and lateral file storage units. Lock plugs are located on the fronts of all cases. Locks are available on the bookcase doors at an upcharge of **\$152 list** per set of (2) doors, please specify at time of order. If a hutch or overhead has an uneven amount of doors the single lock required is also **\$152 list**. Lock plugs for bookcase doors are generally located on the top inside corner of the door front. Lock plugs for hutch and overhead doors are generally located on the lower inside corners. Suites can be keyed alike at no upcharge, please specify on purchase order. Lock plugs are Silver Metallic.



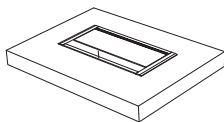
GROMMETS

All cases may be specified with one grommet in a standard position at no upcharge. The round grommet features a Satin Metallic finish with an open and shut mouse hole which serves to provide cable passage for areas not requiring a large opening. Grommets can be field installed with a power drill, 60 mm hole saw. Please keep in mind the location of the grommets when specifying paper managers or pier hutches for use with worksurfaces. For example, a paper manager on the left-hand side may be used with a "C", "BR" or "AR" grommet. A **\$152 list** upcharge will apply to additional grommets in standard positions and for grommets requested in non-standard positions a **\$152 list** upcharge will apply. The grommet position must be indicated for each case on the order.



POWERPORT

A PowerPort is a unique worksurface mounted module that can be specified to a location that best serves the user's needs. It includes a UL approved electrical, voice and data power bar, containing two 115 - volt electrical simplex outlets which are accessible from the work surface, plus a utility outlet at the end for daisy chaining purposes. 3 data versions are available, please see page 79 for options.

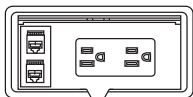


PORT

A service module having no power bar will serve as a large grommet. A hinged lid easily enables the passage of several cables and devices.

76PDVM POWER/ DATA/ VOICE MODULE

This unit is also an option in the worksurface. It is CSA/UL approved, and includes 2 - 115 volt electrical outlets, plus 1 - RJ11 communication port and one RJ45 data port. It features a flip door that retracts into the worksurface when open.



HUTCH POWER/ DATA/ VOICE MODULE

Access to power and data is made simple by using a hutch with a power/data/voice module built right into the tackboard. The module is fully installed at the factory but can be removed to connect data links on site. It features a flip door that retracts into the case of the unit when open.

Please keep in mind the location of Powerports, Ports, and 76PDVM's when specifying paper managers or pier door hutches for use with worksurfaces. For example, a paper manager or a pier on the left-hand side may be used with a "C", "BR", or "AR" Powerport.

ARTEMIS | FEATURES

LAMINATE WORKSURFACES

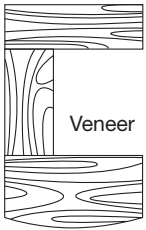
Krug defines "HPL" as High-Pressure Laminate. Laminate worksurfaces are available for the Artemis product line with two options - Laminate Tops with Wood Edge or Laminate Tops with Polymer Edge.

Krug will order and procure laminates. Purchase orders with a plastic laminate option must include laminate name.

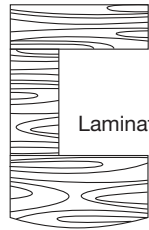
When specifying laminate worksurfaces, the grain direction is such that the grain pattern runs as shown in the diagrams below. Please note, in veneer grain direction runs lengthwise on desks and credenzas and front to back on returns and linking units. In laminate the grain direction runs lengthwise on all components. Please contact Krug Customer Service for questions pertaining to laminate grain direction.

The diagram below illustrates the placement of laminate on Krug worksurfaces.

The shaded areas represent laminate, while the non-shaded area indicates the profiled wood edge or polyme .

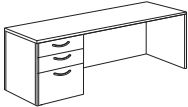


Veneer



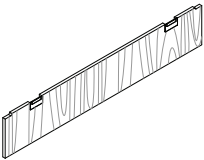
Laminate

CREDENZAS



Credenzas

Artemis offers a wide variety of credenzas for use as stand alone storage pieces, part of a connected work surface configuration, or behind a desk. Choose from single or double pedestal options, with fixed or hinged modesty panel.



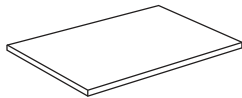
Modesty Panels

Credenzas without hinged modesty panels provide ease access to wall mounted electrical sources. Credenzas with modesty panels have an added finished look, and all cases are available with a wiring grommet in a standard position for added cable management, please specify on your order. Wiring grommets can be specified above the pedestal location.

Pedestals

Artemis credenzas are available with single, lateral file, combination pedestals or bookcase pedestals.

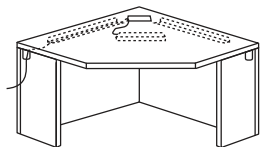
LINKING UNITS AND CORNER UNITS



Artemis linking units and corner units are available in a range of sizes for ease of use in configuring a connected worksurface.

Linking Units

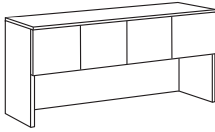
Linking Units are for use between desks and credenzas in creating a U-shaped configuration, and must be supported at both ends. They are available with or without modesty panels.



Corner Units

A corner unit can also be used on a U-shaped configuration, or it can be an integral part of a L-shaped work area with returns linked to either side. Corner units have a standard grommet included in the back corner for ease of cable management, and have additional wire management access grommets in the half gables so that cable can be run to other areas of the connected worksurface. This can be assisted by a cut length of wire management cover.

HUTCHES, OVERHEADS, & TACKBOARDS

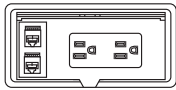


Hutches and Overheads

Artemis offers hutch and overhead options for use in a work area configuration. All hutches and overheads include tasklights that are factory installed and require no field adjustment. Tasklights are mounted beneath the cabinet and hidden from view. Selected hutches and overheads are available with silver metallic framed frosted glass doors.

Doors

Doors are equipped with fully adjustable European style hinges. Locks are optional and can be specified at time of order for an upcharge of **\$152 per set** of (2) doors. If an uneven amount of doors require locks, the lock on the single door is **\$152**. Locks are not available on glass doors.

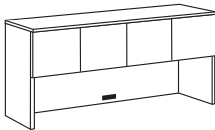


Hutch Power/ Data/ Voice Module

Access to power and data is made simple by using a hutch with a power/data/voice module built right into the tackboard. The module is fully installed at the factory but can be removed to connect data links on site. It features a flip door that retracts into the case of the unit when open.

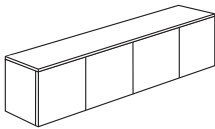
Tackboards

Please note, not all fabrics are suitable for tackboard application. Tackboard fabric selections should be supplied with the order information. Tackboards are not included with overheads, see page 72 for pricing. Overhead tackboards include wall mounting hardware and instructions. Tackboards for hutches are installed at the factory and require no additional set up on site. Only hutches and overhead tackboards in Krug panel fabrics are available on KrugExpress.



Tasklights

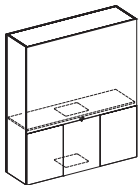
Tasklights are included with hutches and overheads. On hutches, the tasklight cord is threaded behind the hutch through a standard access grommet on the upper right hand side of the back panel. Tasklights are installed on the underside of overhead units. Cords run down the right hand side of the tasklight to the worksurface where they can be routed behind the worksurface top. The use of a wall mounted Overhead tackboard conceals the cord from view.



Installation

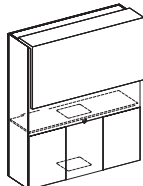
Hutch and overhead installation instructions are included with every case or can be found in this guide on page 118. All mounting hardware required is included with the product.

MEDIA HUB AND MEDIA WALL



Media Hub

Bookcase storage comes with touch latch doors. Wire management cutout in the base of center bookcase is 10-1/4" x 12-3/4". Optional hangover panel comes standard in any of our palette finishes and can be specified with or without white boards. Optional runoff tops and bases sold separately and available in both desk and bar heights. Desk height runoff tops are mounted at 29.5" in height. Bar height runoff tops are mounted at 42" in height. Bank of drawers includes 3 box drawers. Back of unit is finished



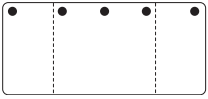
Media Wall

No storage. Removable access panel for wire management. Wire management cutout in the base of center bookcase is 10-1/4" x 12-3/4". Media Wall units must be used in conjunction with a media hub runoff top and base. Runoff tops and bases sold separately and available in both desk and bar heights. Desk height runoff tops are mounted at 29.5" in height. Bar height runoff tops are mounted at 42" in height. Bank of drawers includes 3 box drawers. Back of unit is unfinished

ARTEMIS | POWER MANAGEMENT OPTIONS

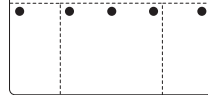
Standard Grommet & PowerPort Positions Desks, Credenzas, Link Units & Returns

AL BL C BR AR



30" deep desks:
Position Code:
AL – left corner
BL – left end beside pedestal gable
C – center
BR – right end beside pedestal gable
AR – right corner


AL BL C BR AR



36" deep desks:
Position Code:
AL – left corner
BL – left end beside pedestal gable
C – center
BR – right end beside pedestal gable
AR – right corner

"BR" and "BL" are only available on tops 60" or longer.

3/4 height Credenzas for Mounted Runoffs with Power/Data Option



ML MC MR

Position Code:
ML - Mounted Left
MC - Mounted Center (applies to 90" and 96" tops only)
MR - Mounted Right

Curvilinear Top Grommets & PowerPorts

"AL" and "AR" are the only grommet and PowerPort locations that apply to curvilinear returns. Please note these locations are not applicable on the 36" deep top and fixed modesty panel.

Guest Side



Guest Side



Position code:
AL - left corner on right hand return
AR - right corner on left hand return

Curvilinear desk grommets and PowerPorts can only be specified in "C" position.



User Side



User Side

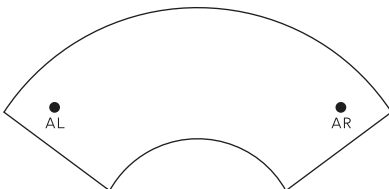


User Side

Position Code: C center

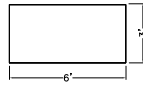
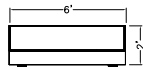
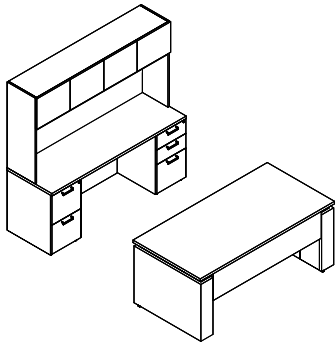
Crescent Return Grommets

Grommets and PowerPorts are available on Crescent returns.

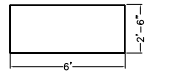
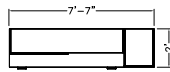
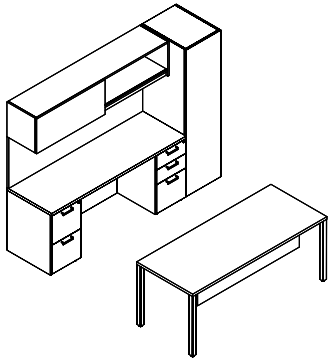


Position Code:
AL - left corner on return
AR - right corner on return

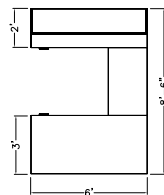
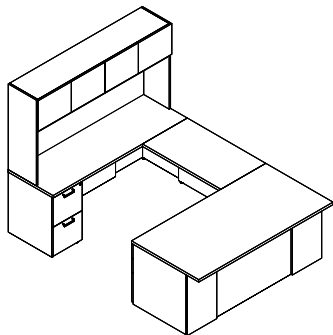
ARTEMIS | SAMPLE CONFIGURATIONS



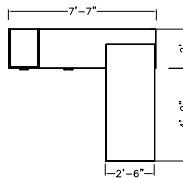
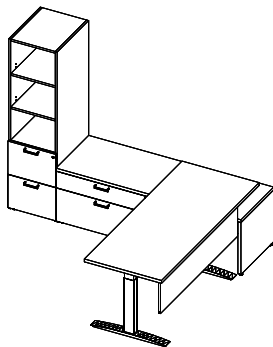
	Model	Rift Oak or Palette w/ Wood or Lam Top & Wood Edge	C,M,W w/ Wood or Lam Top & Wood Edge
Height Adj. Desk	76HA7236ETSGV21	6184	6493
Hutch	76HT721640	3292	3456
Credenza	76CY72244LDRF	4048	4252
TOTAL		13524	14201



	Model	Rift Oak or Palette w/ Wood or Lam Top & Wood Edge	C,M,W w/ Wood or Lam Top & Wood Edge
Desk	76TD7230MV21	2713	2848
Overhead	76OSW721616	2140	2249
Tackboard	76TBOHW7224	512	512
Credenza	76CY72244LDRF	4048	4252
Storage	76ST19246911R	3076	3231
TOTAL		12489	13092

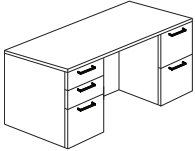

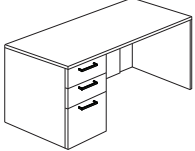
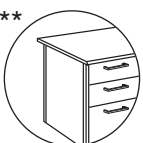


	Model	Rift Oak or Palette w/ Wood or Lam Top & Wood Edge	C,M,W w/ Wood or Lam Top & Wood Edge
Desk	76D72364LORF	3491	3665
Link Unit	76LU4224HX41	1312	1377
Hutch	76HT721640	3292	3456
Credenza	76CY72244LDR0	3767	3955
TOTAL		11862	12453



	Model	Rift Oak or Palette w/ Wood or Lam Top & Wood Edge	C,M,W w/ Wood or Lam Top & Wood Edge
Height Adj. Desk	76HA7230ETSO16V21	4286	4499
Credenza	76CY72203L3611R0	3090	3376
Storage	76ST19246990	3112	3267
TOTAL		10488	11142

ARTEMIS | DESKS

Description	Model	Rift Oak or	Rift Oak or	C,M,W w/	C,M,W w/	W	D	H	KW	Shipping Weight	Cubic Feet
		Palette w/ Lam Top & Polymer Edge	Palette w/ Wood Lam Top & Wood Edge	C,M,W w/ Lam Top & Polymer Edge	C,M,W w/ Wood Lam Top & Wood Edge						
 ** 	76D60304LDRF	3743	3856	3931	4048	59.75	30	29.5	28.5	218	39
	76D60304LFRD	3743	3856	3931	4048	59.75	30	29.5	28.5	218	39
	76D60304LFRF	3743	3856	3931	4048	59.75	30	29.5	28.5	218	39
	76D66304LDRF	3771	3885	3959	4079	65.75	30	29.5	34.5	224	42.75
	76D66304LFRD*	3771	3885	3959	4079	65.75	30	29.5	34.5	224	42.75
	76D66304LFRF	3771	3885	3959	4079	65.75	30	29.5	34.5	224	42.75
	76D66364LDRF	3790	3906	3981	4099	65.75	36	29.5	34.5	236	50
	76D66364LFRD	3790	3906	3981	4099	65.75	36	29.5	34.5	236	50
	76D66364LFRF	3790	3906	3981	4099	65.75	36	29.5	34.5	236	50
	76D72304LDRF	3803	3918	3993	4112	71.75	30	29.5	40.5	246	46.5
	76D72304LFRD	3803	3918	3993	4112	71.75	30	29.5	40.5	246	46.5
	76D72304LFRF	3803	3918	3993	3981	71.75	30	29.5	40.5	246	46.5
	76D72364LDRF	3844	3959	4036	4155	71.75	36	29.5	40.5	248	54.75
	76D72364LFRD	3844	3959	4036	4155	71.75	36	29.5	40.5	248	54.75
	76D72364LFRF	3844	3959	4036	4155	71.75	36	29.5	40.5	248	54.75
	76D78304LDRF	3865	3981	4058	4179	77.75	30	29.5	46.5	248	50
	76D78304LFRD	3865	3981	4058	4179	77.75	30	29.5	46.5	248	50
	76D78304LFRF	3865	3981	4058	4179	77.75	30	29.5	46.5	248	50
	76D78364LDRF	3890	4005	4083	4207	77.75	36	29.5	46.5	248	59
	76D78364LFRD	3890	4005	4083	4207	77.75	36	29.5	46.5	248	59
76D78364LFRF	3890	4005	4083	4207	77.75	36	29.5	46.5	248	59	
76D84304LFRF	3589	3697	3768	3881	83.75	30	29.5	52.5	311	53.75	
76D84304LDRF	3589	3697	3768	3881	83.75	30	29.5	52.5	306	53.75	
76D84304LFRD	3589	3697	3768	3881	83.75	30	29.5	52.5	306	53.75	
76D84364LDRF	3907	4024	4103	4224	83.75	36	29.5	52.5	272	63	
76D84364LFRD	3907	4024	4103	4224	83.75	36	29.5	52.5	272	63	
76D84364LFRF	3907	4024	4103	4224	83.75	36	29.5	52.5	272	63	
Rectangular Desk, Single Pedestal  ** 	76D60304LFR0	3278	3376	3441	3543	59.75	30	29.5	43	206	39
	76D60304LORF	3278	3376	3441	3543	59.75	30	29.5	43	206	39
	76D66304LFR0*	3305	3403	3471	3575	65.75	30	29.5	49	212	42.75
	76D66304LORF	3305	3403	3471	3575	65.75	30	29.5	49	212	42.75
	76D66364LFR0	3333	3431	3501	3605	65.75	36	29.5	49	224	50
	76D66364LORF	3333	3431	3501	3605	65.75	36	29.5	49	224	50
	76D72304LFR0	3339	3433	3505	3608	71.75	30	29.5	55	224	46.5
	76D72304LORF	3339	3433	3505	3608	71.75	30	29.5	55	224	46.5
	76D72364LFR0	3389	3491	3561	3665	71.75	36	29.5	55	236	54.75
	76D72364LORF	3389	3491	3561	3665	71.75	36	29.5	55	236	54.75
	76D78304LFR0*	3410	3512	3580	3687	77.75	30	29.5	61	236	50
	76D78304LORF	3410	3512	3580	3687	77.75	30	29.5	61	236	50
	76D78364LFR0	3449	3553	3620	3731	77.75	36	29.5	61	242	59
	76D78364LORF	3449	3553	3620	3731	77.75	36	29.5	61	242	59
	76D84304LFR0	3437	3541	3609	3717	83.75	30	29.5	67	251	53.75
	76D84304LORF	3437	3541	3609	3717	83.75	30	29.5	67	251	53.75
76D84364LFR0	3490	3596	3665	3773	83.75	36	29.5	67	260	63	
76D84364LORF	3490	3596	3665	3773	83.75	36	29.5	67	260	63	

** shows overhang on 36" Desks

ORDERING PROCEDURE

To order, please specify the following:

- 1) Krug product model number
- 2) Wood species and finish, see page 11
- 3) Wood edge detail- I,H, L or P, see Page 3
- 4) Pull style, see Page 4
- 5) Grommet location if applicable

*Indicates model illustrated by line drawing.

CODE DESCRIPTION

- 4 - full height pedestal
- D - 2 file drawers
- F - 2 box, 1 file drawer
- L - left handed pedestal position
- R - right handed pedestal position
- 0 - no pedestal

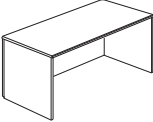
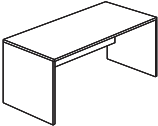

STANDARD FINISHES

For a complete list of standard wood finishes please see page 117.

GROMMETS

One grommet in standard position is optional at no charge. Additional rectangular grommets are available at an upcharge of **\$152 list**.

ARTEMIS | DESKS

Description	Model	Rift Oak or	Rift Oak or	C,M,W w/	C,M,W w/	W	D	H	KW	Shipping Cubic		
		Palette w/ Lam Top & Polymer Edge	Wood or Lam Top & Wood Edge	C,M,W w/ Lam Top & Polymer Edge	Wood or Lam Top & Wood Edge					Weight	Feet	
	Rectangular Desk Shell with Full Height Modesty Panel	76SD6030X41	2321	2388	2436	2508	59.75	30	29.5	57.5	154	39
	76SD6630X41*	2347	2418	2464	2538	65.75	30	29.5	63.5	198	42.75	
	76SD6636X41	2376	2445	2493	2568	65.75	36	29.5	63.5	215	50	
	76SD7230X41	2405	2476	2524	2597	71.75	30	29.5	69.5	210	46.5	
	76SD7236X41	2431	2503	2553	2631	71.75	36	29.5	69.5	228	54.75	
	76SD7830X41	2473	2549	2596	2673	77.75	36	29.5	69.5	241	59	
	76SD7836X41	2489	2564	2613	2694	77.75	36	29.5	75.5	241	59	
	76SD8436X41	2527	2602	2654	2735	83.75	36	29.5	81.5	254	63	
	Rectangular Desk Shell with 3/4 Height Modesty Panel	76SD6030X31	2277	2343	2390	2461	59.75	30	29.5	57.5	146	39
	76SD6630X31*	2301	2369	2415	2488	65.75	30	29.5	63.5	198	42.75	
	76SD6636X31	2327	2396	2444	2517	65.75	36	29.5	63.5	215	50	
	76SD7230X31	2354	2422	2471	2543	71.75	30	29.5	69.5	210	46.5	
	76SD7236X31	2382	2451	2500	2574	71.75	36	29.5	69.5	228	54.75	
	76SD7830X31	2423	2497	2548	2623	71.75	36	29.5	75.5	228	54.75	
	76SD7836X31	2443	2516	2564	2640	77.75	36	29.5	75.5	241	59	
	76SD8436X31	2478	2551	2601	2680	83.75	36	29.5	81.5	254	63	
	Bow Top Option	BT76D6030	397	408	416	428	59.75	36	-	-	68	1
	BT76D6630	412	427	435	448	65.75	36	-	-	73	1.25	
	BT76D6636	434	446	455	468	65.75	42	-	-	84	1.25	
	BT76D7230*	452	465	476	487	71.75	36	-	-	79	1.5	
	BT76D7236	464	478	487	501	71.75	42	-	-	91	1.5	
	BT76D7830	434	448	455	470	77.75	36	-	-	251	59	
	BT76D7836	481	494	508	520	77.75	42	-	-	98	1.5	
	BT76D8436	487	501	512	529	83.75	42	-	-	105	1.75	

DIMENSION KEY

W - width
D - depth
H - height

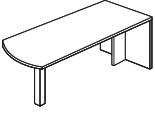
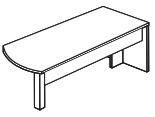
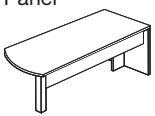
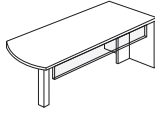
CODE DESCRIPTION

X41 - full height modesty
X31 - 3/4 height modesty panel

STANDARD FINISHES

For a complete list of standard wood finishes please see Page 117.

ARTEMIS | CURVILINEAR DESKS

Description	Model	Rift Oak or	Rift Oak or	C,M,W w/	C,M,W w/	W	D	H	KW	Shipping Cubic		
		Palette w/ Lam Top & Polymer Edge	Palette w/ Wood or Lam Top & Wood Edge	C,M,W w/ Lam Top & Polymer Edge	C,M,W w/ Wood or Lam Top & Wood Edge					Weight	Feet	
	Arc Desk with Square Wood Leg and no Modesty Panel	76DA6030S1	2279	2346	2391	2463	59.75	30	29.5	32	117	39.25
	76DA6630S1	2488	2563	2612	2692	65.75	30	29.5	38	126	42.75	
	76DA6636S1	2508	2585	2635	2715	65.75	36	29.5	35	146	50	
	76DA7230S1*	2532	2608	2659	2740	71.75	30	29.5	44	132	46.5	
	76DA7236S1	2587	2665	2716	2798	71.75	36	29.5	41	155	54.75	
	76DA7830S1	2614	2695	2745	2829	77.75	30	29.5	50	141	50	
	76DA7836S1	2632	2712	2763	2846	77.75	36	29.5	47	163	59	
	76DA8430S1	2642	2723	2776	2859	83.75	30	29.5	56	154	53.75	
	76DA8436S1	2682	2763	2816	2899	83.75	36	29.5	53	178	63	
		Arc Desk with Square Wood Leg and 1/2 Height Floating Wood Modesty Panel	76DA6030LV21S1	2433	2506	2555	2634	59.75	30	29.5	32	127
76DA6030RV21S1		2433	2506	2555	2634	59.75	30	29.5	32	127	39.25	
76DA6630LV21S1		2681	2761	2815	2898	65.75	30	29.5	38	135	42.75	
76DA6630RV21S1		2681	2761	2815	2898	65.75	30	29.5	38	135	42.75	
76DA7230LV21S1		2728	2810	2866	2952	71.75	30	29.5	44	142	46.5	
76DA7230RV21S1		2728	2810	2866	2952	71.75	30	29.5	44	142	46.5	
76DA7830LV21S1		2787	2872	2926	3014	77.75	30	29.5	50	150	50	
76DA7830RV21S1*		2787	2872	2926	3014	77.75	30	29.5	50	150	50	
76DA8430LV21S1		2842	2927	2984	3073	83.75	30	29.5	56	158	53.75	
76DA8430RV21S1		2842	2927	2984	3073	83.75	30	29.5	56	158	53.75	
	Arc Desk with Square Wood Leg, 1/2 Height Fixed Wood Modesty Panel	76DA6636X21S1	2705	2787	2839	2924	65.75	36	29.5	35	148	50
	76DA7236X21S1 *	2787	2872	2926	3014	71.75	36	29.5	41	158	54.75	
	76DA7836X21S1	2848	2934	2991	3080	77.75	36	29.5	47	168	59	
	76DA8436X21S1	2910	2996	3056	3145	83.75	36	29.5	53	186	63	
	Arc Desk with Square Wood Leg and 1/2 Height Floating Acrylic Modesty Panel	76DA6030LV29S1	2433	2506	2555	2634	59.75	30	29.5	32	121	39.25
	76DA6030RV29S1	2433	2506	2555	2634	59.75	30	29.5	32	121	39.25	
	76DA6630LV29S1	2681	2761	2815	2898	65.75	30	29.5	38	131	42.75	
	76DA6630RV29S1	2681	2761	2815	2898	65.75	30	29.5	38	131	42.75	
	76DA6636LV29S1	2705	2787	2839	2924	65.75	36	29.5	35	150	50	
	76DA6636RV29S1	2705	2787	2839	2924	65.75	36	29.5	35	150	50	
	76DA7230LV29S1	2728	2810	2866	2952	71.75	30	29.5	44	138	46.5	
	76DA7230RV29S1	2728	2810	2866	2952	71.75	30	29.5	44	138	46.5	
	76DA7236LV29S1	2787	2872	2926	3014	71.75	36	29.5	41	160	54.75	
	76DA7236RV29S1*	2787	2872	2926	3014	71.75	36	29.5	41	160	54.75	
	76DA7830LV29S1	2818	2903	2959	3047	77.75	30	29.5	50	147	50	
	76DA7830RV29S1	2818	2903	2959	3047	77.75	30	29.5	50	147	50	
	76DA7836LV29S1	2838	2924	2982	3070	77.75	36	29.5	47	169	59	
	76DA7836RV29S1	2838	2924	2982	3070	77.75	36	29.5	47	169	59	
76DA8430LV29S1	2848	2934	2991	3080	83.75	30	29.5	56	162	53.75		
76DA8430RV29S1	2848	2934	2991	3080	83.75	30	29.5	56	162	53.75		
76DA8436LV29S1	2907	2994	3053	3142	83.75	36	29.5	53	186	63		
76DA8436RV29S1	2907	2994	3053	3142	83.75	36	29.5	53	186	63		

ORDERING NOTES:

Curvilinear/Curved corner desks are not stand alone cases. They must be used in conjunction with returns or linking units. All Desks with a "S1" at the end of the model number are available with a 4" diameter metal leg, please replace "S1" with a "D8" to the existing model number ie: 76DA8436D8. All Desks with a "S1" at the end of the model number are available with a Panel Leg, please replace "S1" with "P1" in the model number ie: 76DA8436P1

ORDERING PROCEDURE

To order, please specify the following:

- 1) Krug product model number
- 2) Wood species and finish, see Page 11
- 3) Wood edge detail- I,H, L or P, see Page 3
- 4) Pull style, see Page 4
- 5) Grommet location if applicable

*Indicates model illustrated by line drawing.

CODE DESCRIPTION

S1 - square wood leg
V21 - 1/2 height floating wood modesty panel
X21 - 1/2 height fixed wood modesty panel
D8 - 4" diameter metal leg
P1 - panel leg

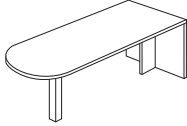
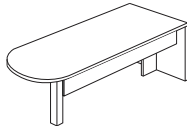
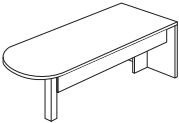
STANDARD FINISHES

For a complete list of standard wood finishes please see Page 117.

GROMMETS

One grommet in standard position is optional at no charge. Additional rectangular grommets are available at an upcharge of \$152 list.

ARTEMIS | CURVILINEAR DESKS

Description	Model	Rift Oak or	Rift Oak or	C,M,W w/		W	D	H	KW	Shipping Cubic	
		Palette w/ Lam Top & Polymer Edge	Wood or Lam Top & Wood Edge	C,M,W w/ Lam Top & Polymer Edge	Wood or Lam Top & Wood Edge					Weight	Feet
Bullet Desk with Square Wood Leg and no Modesty Panel 	76DB6030S1	2441	2515	2563	2639	59.75	30	29.5	32	117	39
	76DB6036S1	2462	2535	2586	2663	59.75	36	29.5	29	135	46
	76DB6630S1	2488	2563	2612	2692	65.75	30	29.5	38	124	42.75
	76DB6636S1	2508	2585	2635	2715	65.75	36	29.5	35	144	50
	76DB7230S1*	2532	2608	2659	2740	71.75	30	29.5	44	130	46.5
	76DB7236S1	2587	2665	2716	2798	71.75	36	29.5	41	153	54.75
	76DB7836S1	2632	2712	2763	2846	77.75	36	29.5	47	161	59
	76DB8436S1	2682	2763	2816	2899	83.75	36	29.5	53	176	63
Bullet Desk with Square Wood Leg and 1/2 Height Wood Floating Modesty Panel 	76DB6030LV21S1	2631	2710	2761	2845	59.75	30	29.5	32	127	39
	76DB6030RV21S1	2631	2710	2761	2845	59.75	30	29.5	32	127	39
	76DB6630LV21S1	2681	2761	2815	2898	65.75	30	29.5	38	135	42.75
	76DB6630RV21S1	2681	2761	2815	2898	65.75	30	29.5	38	135	42.75
	76DB7230LV21S1	2728	2810	2866	2952	71.75	30	29.5	44	144	46.5
	76DB7230RV21S1*	2728	2810	2866	2952	71.75	30	29.5	44	144	46.5
	76DB7830LV21S1	2787	2872	2926	3014	77.75	30	29.5	50	153	50
	76DB7830RV21S1	2787	2872	2926	3014	77.75	30	29.5	50	153	50
Bullet Desk with Square Wood Leg and 1/2 Height Fixed Wood Modesty Panel 	76DB6036X21S1	2652	2734	2783	2867	59.75	36	29.5	29	134	46
	76DB6636X21S1	2705	2787	2839	2924	65.75	36	29.5	35	146	50
	76DB7236X21S1*	2787	2872	2783	2867	71.75	36	29.5	41	156	54.75
	76DB7836X21S1	2848	2934	2839	2924	77.75	36	29.5	47	166	59
	76DB8436X21S1	2910	2996	2783	2867	83.75	36	29.5	53	176	63

ORDERING NOTES:

Curvilinear/Curved corner desks are not stand alone cases. They must be used in conjunction with returns or linking units. All Desks with a "S1" at the end of the model number are available with a 4" diameter metal leg, please replace "S1" with a "D8" to the existing model number ie: 76DB8436D8. All Desks with a "S1" at the end of the model number are available with a Panel Leg, please replace "S1" with "P1" in the model number ie: 76DB8436P1

DIMENSION KEY

W - width
D - depth
H - height

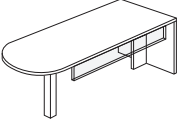
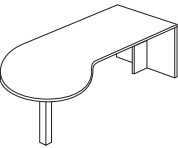
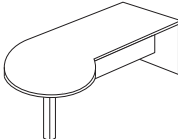
CODE DESCRIPTION

S1 - square wood leg
V29 - 1/2 height floating acrylic modesty panel
V21 - 1/2 height floating wood modesty panel
D8 - 4" diameter metal leg
P1 - panel leg

STANDARD FINISHES

For a complete list of standard wood finishes please see Page 117.

ARTEMIS | CURVILINEAR DESKS

Description	Model	Rift Oak or	Rift Oak or	C,M,W w/	C,M,W w/	W	D	H	KW	Shipping Cubic		
		Palette w/ Lam Top & Polymer Edge	Palette w/ Wood Lam Top & Wood Edge	C,M,W w/ Lam Top & Polymer Edge	C,M,W w/ Wood Lam Top & Wood Edge					Weight	Feet	
	Bullet Desk with Square Wood Leg and 1/2 Height Floating Acrylic Modesty Panel	76DB6030LV29S1	2631	2710	2761	2845	59.75	30	29.5	32	121	39
	76DB6030RV29S1	2631	2710	2761	2845	59.75	30	29.5	32	121	39	
	76DB6036LV29S1	2652	2734	2783	2867	59.75	36	29.5	29	135	46	
	76DB6036RV29S1	2652	2734	2783	2867	59.75	36	29.5	29	135	46	
	76DB6630LV29S1	2681	2761	2815	2898	65.75	30	29.5	38	129	42.75	
	76DB6630RV29S1	2681	2761	2815	2898	65.75	30	29.5	38	129	42.75	
	76DB6636LV29S1	2705	2787	2839	2924	65.75	36	29.5	35	148	50	
	76DB6636RV29S1	2705	2787	2839	2924	65.75	36	29.5	35	148	50	
	76DB7230LV29S1	2728	2810	2866	2952	71.75	30	29.5	44	136	46.5	
	76DB7230RV29S1*	2728	2810	2866	2952	71.75	30	29.5	44	136	46.5	
	76DB7236LV29S1	2787	2872	2926	3014	71.75	36	29.5	41	158	54.75	
	76DB7236RV29S1	2787	2872	2926	3014	71.75	36	29.5	41	158	54.75	
	76DB7830LV29S1	2818	2903	2959	3047	77.75	30	29.5	50	145	50	
	76DB7830RV29S1	2818	2903	2959	3047	77.75	30	29.5	50	145	50	
	76DB7836LV29S1	2838	2924	2982	3070	77.75	36	29.5	47	167	59	
	76DB7836RV29S1	2838	2924	2982	3070	77.75	36	29.5	47	167	59	
	76DB8430LV29S1	2848	2934	2991	3080	83.75	30	29.5	56	160	53.75	
	76DB8430RV29S1	2848	2934	2991	3080	83.75	30	29.5	56	160	53.75	
76DB8436LV29S1	2907	2994	3053	3142	83.75	36	29.5	53	184	63		
76DB8436RV29S1	2907	2994	3053	3142	83.75	36	29.5	53	184	63		
	P Desk with Square Wood Leg and no Modesty Panel	76DP6636LS1	3103	3195	3259	3355	65.75	42	29.5	32	156	57.75
	76DP6636RS1	3103	3195	3259	3355	65.75	42	29.5	32	156	57.75	
	76DP7236LS1	3242	3341	3404	3507	71.75	42	29.5	38	166	62.75	
	76DP7236RS1	3242	3341	3404	3507	71.75	42	29.5	38	166	62.75	
	76DP7836LS1	3307	3405	3472	3577	77.75	42	29.5	44	173	67.75	
	76DP7836RS1	3307	3405	3472	3577	77.75	42	29.5	44	173	67.75	
	76DP8436LS1	3369	3470	3538	3643	83.75	42	29.5	50	182	72.75	
	76DP8436RS1*	3369	3470	3538	3643	83.75	42	29.5	50	182	72.75	
	P-Desk with Square Wood Leg and 1/2 Height Floating Wood Modesty Panel	76DP6630RV21S1	3173	3268	3330	3432	65.75	42	29.5	32	156	57.75
	76DP6630LV21S1	3173	3268	3330	3432	65.75	42	29.5	32	156	57.75	
	76DP7230LV21S1	3244	3342	3405	3509	71.75	30	29.5	38	140	54.75	
	76DP7230RV21S1*	3244	3342	3405	3509	71.75	30	29.5	38	140	54.75	
	76DP7830LV21S1	3313	3411	3479	3582	77.75	42	29.5	44	173	67.75	
	76DP7830RV21S1	3313	3411	3479	3582	77.75	42	29.5	44	173	67.75	
	76DP8430LV21S1	3383	3484	3553	3658	83.75	42	29.5	32	182	72.75	
	76DP8430RV21S1	3383	3484	3553	3658	83.75	42	29.5	32	182	72.75	

ORDERING NOTES:

Curvilinear/Curved corner desks are not stand alone cases. They must be used in conjunction with returns or linking units. All Desks with a "S1" at the end of the model number are available with a 4" diameter metal leg, please replace "S1" with a "D8" to the existing model number ie: 76DP8436RD8. All Desks with a "S1" at the end of the model number are available with a Panel Leg, please replace "S1" with "P1" in the model number ie: 76DP8436RP1

ORDERING PROCEDURE

To order, please specify the following:

- 1) Krug product model number
- 2) Wood species and finish, see Page 11
- 3) Wood edge detail- I,H, L or P, see Page 3
- 4) Pull style, see Page 4
- 5) Grommet location if applicable

CODE DESCRIPTION

S1 - square wood leg
 X21 - 1/2 height fixed wood modesty panel
 V29 - 1/2 height floating acrylic modesty panel
 L - left handed position
 R - right handed position
 D8 - 4" diameter metal leg
 P1 - panel leg

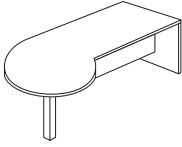
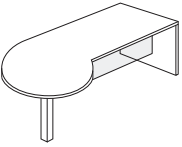
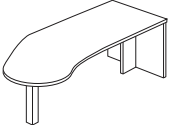
STANDARD FINISHES

For a complete list of standard wood finishes please see Page 117.

GROMMETS

One grommet in standard position is optional at no charge. Additional rectangular grommets are available at an upcharge of **\$152 list.**

ARTEMIS | CURVILINEAR DESKS

Description	Model	Rift Oak or	Rift Oak or	C,M,W w/		W	D	H	KW	Shipping Weight	Cubic Feet	
		Palette w/ Lam Top & Polymer Edge	Wood or Lam Top & Wood Edge	C,M,W w/ Lam Top & Polymer Edge	C,M,W w/ Lam Top & Wood Edge							
	P Desk with Square Wood Leg and 1/2 Height Fixed Wood Modesty Panel	76DP6636LX21S1	3353	3454	3520	3627	65.75	42	29.5	32	156	57.75
	76DP6636RX21S1	3353	3454	3520	3627	65.75	42	29.5	32	156	57.75	
	76DP7230LX21S1	3244	3342	3405	3509	71.75	30	29.5	38	145	54.75	
	76DP7230RX21S1*	3244	3342	3405	3509	71.75	30	29.5	38	145	54.75	
	76DP7236LX21S1	3499	3606	3673	3785	71.75	42	29.5	38	166	62.75	
	76DP7236RX21S1	3499	3606	3673	3785	71.75	42	29.5	38	166	62.75	
	76DP7836LX21S1	3568	3679	3748	3862	77.75	42	29.5	44	178	67.75	
	76DP7836RX21S1	3568	3679	3748	3862	77.75	42	29.5	44	178	67.75	
	76DP8436LX21S1	3639	3748	3820	3935	83.75	42	29.5	50	188	72.75	
	76DP8436RX21S1	3639	3748	3820	3935	83.75	42	29.5	50	188	72.75	
	P Desk with Square Wood Leg and 1/2 Height Floating Acrylic Modesty Panel	76DP6636LV29S1	3353	3454	3520	3627	65.75	42	29.5	32	159	57.75
	76DP6636RV29S1	3353	3454	3520	3627	65.75	42	29.5	32	59	57.75	
	76DP7236LV29S1	3499	3606	3673	3785	71.75	42	29.5	38	168	62.75	
	76DP7236RV29S1	3499	3606	3673	3785	71.75	42	29.5	38	168	62.75	
	76DP7836LV29S1	3568	3679	3748	3862	77.75	42	29.5	44	178	67.75	
	76DP7836RV29S1*	3568	3679	3748	3862	77.75	42	29.5	44	178	67.75	
	76DP8436LV29S1	3639	3748	3820	3935	83.75	42	29.5	50	183	72.75	
	76DP8436RV29S1	3639	3748	3820	3935	83.75	42	29.5	50	183	72.75	
	J Desk with Square Wood Leg	76DJ7233LS1	3242	3341	3404	3507	71.75	33	29.5	36	136	62.75
	76DJ7233RS1	3242	3341	3404	3507	71.75	33	29.5	36	136	62.75	
	76DJ7833LS1	3307	3405	3472	3577	77.75	33	29.5	42	144	62.75	
	76DJ7833RS1	3307	3405	3472	3577	77.75	33	29.5	42	144	62.75	
	76DJ8433LS1	3369	3470	3538	3643	83.75	33	29.5	48	152	72.75	
	76DJ8433RS1*	3369	3470	3538	3643	83.75	33	29.5	48	152	72.75	

ORDERING NOTES:

Curvilinear/Curved corner desks are not stand alone cases. They must be used in conjunction with returns or linking units. All Desks with a "S1" at the end of the model number are available with a 4" diameter metal leg, please replace "S1" with a "D8" to the existing model number ie: 76DJ8433RD8. All Desks with a "S1" at the end of the model number are available with a Panel Leg, please replace "S1" with "P1" in the model number ie: 76DJ8433RP1

DIMENSION KEY

W - width
D - depth
H - height

CODE DESCRIPTION

S1 - square wood leg
V21 - 1/2 height floating wood modesty panel
X21 - 1/2 height fixed wood modesty panel
V29 - 1/2 height floating acrylic modesty panel
L - left handed position
R - right handed position
D8 - 4" diameter metal leg
P1 - panel leg

STANDARD FINISHES

For a complete list of standard wood finishes please see Page 117.

ARTEMIS | CURVED CORNER DESKS

Description	Model	Rift Oak or	Rift Oak or	C,M,W w/	C,M,W w/	W	D	H	KW	Shipping Cubic	
		Palette w/ Lam Top & Polymer Edge	Palette w/ Wood or Lam Top & Wood Edge	C,M,W w/ Lam Top & Polymer Edge	C,M,W w/ Wood or Lam Top & Wood Edge					Weight	Feet
Curved Corner Arc Desk with Square Wood Leg and no Modesty Panel	76UDA723048R24LS1 76UDA723048L24RS1 76UDA783048R24LS1 76UDA783048L24RS1	3686 3686 3728 3728	3796 3796 3841 3841	3870 3870 3915 3915	3987 3987 4033 4033	71.75 71.75 77.75 77.75	48 48 48 48	29.5 29.5 29.5 29.5	31 31 37 37	192 192 185 185	71 71 76.75 76.75
	76UDA843048R24LS1 76UDA843048L24RS1*	3767 3767	3880 3880	3955 3955	4072 4072	83.75 83.75	48 48	29.5 29.5	43 43	191 191	82 82



Curved Corner Arc Desk with Square Wood Leg and 1/2 Height Floating Wood Modesty Panel	76UDA723048R24LV21S1 76UDA723048L24RV21S1 76UDA783048R24LV21S1 76UDA783048L24RV21S1 76UDA843048R24LV21S1 76UDA843048L24RV21S1*	3981 3981 4022 4022 4064 4064	4099 4099 4142 4142 4185 4185	4180 4180 4223 4223 4267 4267	4306 4306 4350 4350 4395 4395	71.75 71.75 77.75 77.75 83.75 83.75	48 48 48 48 48 48	29.5 29.5 29.5 29.5 29.5 29.5	31 31 37 37 43 43	195 195 205 205 223 223	71 71 76.75 76.75 82 82
--	---	--	--	--	--	--	----------------------------------	--	----------------------------------	--	--



Curved Corner Bullet Desk with Square Wood Leg and no Modesty Panel	76UDB723048R24LS1 76UDB723048L24RS1 76UDB783048R24LS1 76UDB783048L24RS1 76UDB843048R24LS1 76UDB843048L24RS1*	3686 3686 3728 3728 3767 3767	3796 3796 3841 3841 3880 3880	3870 3870 3915 3915 3955 3955	3987 3987 4033 4033 4072 4072	71.75 71.75 77.75 77.75 83.75 83.75	48 48 48 48 48 48	29.5 29.5 29.5 29.5 29.5 29.5	31 31 37 37 43 43	184 184 192 192 208 208	71 71 76.75 76.75 82 82
--	---	--	--	--	--	--	----------------------------------	--	----------------------------------	--	--



Curved Corner Bullet Desk with Square Wood Leg and 1/2 Height Floating Wood Modesty Panel	76UDB723048R24LV21S1 76UDB723048L24RV21S1 76UDB783048R24LV21S1 76UDB783048L24RV21S1 76UDB843048R24LV21S1 76UDB843048L24RV21S1*	3981 3981 4022 4022 4064 4064	4099 4099 4142 4142 4185 4185	4180 4180 4223 4223 4267 4267	4306 4306 4350 4350 4395 4395	71.75 71.75 77.75 77.75 83.75 83.75	48 48 48 48 48 48	29.5 29.5 29.5 29.5 29.5 29.5	31 31 37 37 43 43	195 195 205 205 223 223	71 71 76.75 76.75 82 82
---	---	--	--	--	--	--	----------------------------------	--	----------------------------------	--	--



ORDERING NOTES:

Curved corner desks are not stand alone cases. They must be used in conjunction with returns or linking units. All Desks with a "S1" at the end of the model number are available with a 4" diameter metal leg, please replace "S1" with a "D8" to the existing model number ie: 76UDA843048L24RD8. All Desks with a "S1" at the end of the model number are available with a Panel Leg, please replace "S1" with "P1" in the model number ie: 76UDA843048L24RP1. For U-shaped configuration see page 57, Curved Corner Credenza.

ORDERING PROCEDURE

To order, please specify the following:

- 1) Krug product model number
- 2) Wood species and finish, see Page 11
- 3) Wood edge detail- I,H, L or P, see Page 3
- 4) Pull style, see Page 4
- 5) Grommet location if applicable

CODE DESCRIPTION

S1 - square wood leg
 V21 - 1/2 height floating wood modesty panel
 L - left handed position
 R - right handed position
 D8 - 4" diameter metal leg
 P1 - panel leg


STANDARD FINISHES


For a complete list of standard wood finishes please see Page 117.

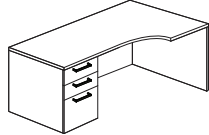
GROMMETS

One grommet in standard position is optional at no charge. Additional rectangular grommets are available at an upcharge of **\$152 list.**

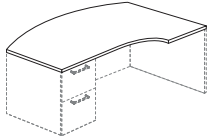
ARTEMIS | CURVED CORNER DESKS

Description	Model	Rift Oak or	Rift Oak or	C,M,W w/		W	D	H	KW	Shipping	
		Palette w/ Lam Top & Polymer Edge	Palette w/ Wood or Lam Top & Wood Edge	C,M,W w/ Lam Top & Polymer Edge	C,M,W w/ Wood or Lam Top & Wood Edge					Weight	Cubic Feet
	76UDP663648R24LS1	3701	3814	3886	4003	65.75	48	29.5	22	168	65.5
	76UDP663648L24RS1	3701	3814	3886	4003	65.75	48	29.5	22	168	65.5
	76UDP723648R24LS1	3783	3894	3970	4089	71.75	48	29.5	28	177	71
	76UDP723648L24RS1	3783	3894	3970	4089	71.75	48	29.5	28	177	71
	76UDP783648R24LS1	3845	3960	4037	4156	77.75	48	29.5	34	186	76.75
	76UDP783648L24RS1	3845	3960	4037	4156	77.75	48	29.5	34	186	76.75
	76UDP843648R24LS1	3906	4023	4102	4223	83.75	48	29.5	40	202	82
	76UDP843648L24RS1*	3906	4023	4102	4223	83.75	48	29.5	40	202	82

	76UDP663648R24LX21S1	3983	4103	4183	4310	65.75	48	29.5	22	172	65.5
	76UDP663648L24RX21S1	3983	4103	4183	4310	65.75	48	29.5	22	172	65.5
	76UDP723648R24LX21S1	4065	4186	4268	4396	71.75	48	29.5	28	182	71
	76UDP723648L24RX21S1	4065	4186	4268	4396	71.75	48	29.5	28	182	71
	76UDP783648R24LX21S1	4128	4249	4334	4461	77.75	48	29.5	34	192	76.75
	76UDP783648L24RX21S1	4128	4249	4334	4461	77.75	48	29.5	34	192	76.75
	76UDP843648R24LX21S1	4186	4312	4396	4529	83.75	48	29.5	40	204	82
	76UDP843648L24RX21S1*	4186	4312	4396	4529	83.75	48	29.5	40	204	82

	76UD723042L24RF	3409	3510	3579	3685	71.75	42	29.5	32	269	62.75
	76UD723042R24LF*	3409	3510	3579	3685	71.75	42	29.5	32	269	62.75
	76UD783042L24RF	3479	3581	3654	3761	77.75	42	29.5	38	279	67.75
	76UD783042R24LF	3479	3581	3654	3761	77.75	42	29.5	38	279	67.75
	76UD843042L24RF	3546	3655	3724	3839	83.75	42	29.5	44	289	72.75
	76UD843042R24LF	3546	3655	3724	3839	83.75	42	29.5	44	289	72.75

ORDERING NOTES:

	BT76UD723048L*	449	464	473	486	71.75	48		1.13	88	6.25
	BT76UD723048R	449	464	473	486	71.75	48		1.13	88	6.25
	BT76UD783048L	468	483	491	509	77.75	48		1.13	95	6.75
	BT76UD783048R	468	483	491	509	77.75	48		1.13	95	6.75
	BT76UD843048L	486	500	511	527	83.75	48		1.13	105	7.25
	BT76UD843048R	486	500	511	527	83.75	48		1.13	105	7.25

ORDERING NOTES:

Curved corner desks are not stand alone cases. They must be used in conjunction with returns or linking units. All Desks with a "S1" at the end of the model number are available with a 4" diameter metal leg, please replace "S1" with a "D8" to the existing model number ie: 76UDA843048L24RD8. All Desks with a "S1" at the end of the model number are available with a Panel Leg, please replace "S1" with "P1" in the model number ie: 76UDA843048L24RP1. For U-shaped configuration see page xx, Curved Corner Credenza.

DIMENSION KEY

W - width
D - depth
H - height




CODE DESCRIPTION

S1 - square wood leg
X21 - 1/2 height fixed wood modesty panel
L - left handed position
R - right handed position
D8 - 4" diameter metal leg
P1 - panel leg

STANDARD FINISHES

For a complete list of standard wood finishes please see Page 117.

ARTEMIS | TABLE DESKS

Description	Model	Rift Oak or	Rift Oak or	C,M,W w/	C,M,W w/	W	D	H	KW	Shipping Cubic		
		Palette w/ Lam Top & Polymer Edge	Palette w/ Wood or Lam Top & Wood Edge	C,M,W w/ Lam Top & Polymer Edge	C,M,W w/ Wood or Lam Top Edge					Weight	Feet	
	Table Desk with 4" Rectangular Gables	76TD6030	2227	2294	2339	2408	59.75	30	29.5	52	177	41
		76TD6036	2670	2748	2804	2888	59.75	30	29.5	52	190	41
		76TD6630	2449	2523	2570	2649	65.75	36	29.5	58	198	45.75
		76TD6636	2937	3028	3087	3179	65.75	36	29.5	58	198	45.75
		76TD7230	2670	2748	2804	2888	71.75	36	29.5	64	228	54
		76TD7236*	3121	3215	3278	3376	71.75	36	29.5	64	228	54
		76TD7830	2818	2903	2958	3047	77.75	30	29.5	70	241	58.5
		76TD7836	3173	3268	3330	3432	77.75	36	29.5	70	241	58.5
		76TD8430	3127	3219	3283	3382	83.75	30	29.5	76	254	63
		76TD8436	3229	3323	3388	3491	83.75	36	29.5	76	254	63
	Table Desk with 4" Rectangular Gables & 1/2 Ht. Floating Wood Modesty Panel	76TD6030V21	2313	2383	2430	2503	59.75	30	29.5	52	177	41
		76TD6036V21	2776	2859	2916	3003	59.75	30	29.5	52	190	41
		76TD6630V21	2543	2620	2671	2751	65.75	36	29.5	58	198	45.75
		76TD6636V21	3054	3144	3207	3303	65.75	36	29.5	58	198	45.75
		76TD7230V21*	2776	2859	2916	3003	71.75	36	29.5	64	228	54
		76TD7236V21	3246	3344	3409	3510	71.75	36	29.5	64	228	54
		76TD7830V21	3208	3304	3368	3469	77.75	30	29.5	70	241	58.5
		76TD7836V21	3303	3402	3468	3573	77.75	36	29.5	70	241	58.5
		76TD8430V21	2964	3054	3112	3207	83.75	30	29.5	76	254	63
		76TD8436V21	3355	3456	3522	3630	83.75	36	29.5	76	254	63
	Table Desk with 4" Rectangular Gables & 1/2 Ht. Floating Acrylic Modesty Panel	76TD6030V29	2405	2476	2524	2601	59.75	30	29.5	52	177	41
		76TD6036V29	2883	2969	3029	3118	59.75	30	29.5	52	190	41
		76TD6630V29	2642	2721	2776	2859	65.75	30	29.5	58	198	45.75
		76TD6636V29	3172	3267	3329	3431	65.75	36	29.5	58	198	45.75
		76TD7230V29	2883	2969	3029	3118	71.75	30	29.5	64	228	54
		76TD7236V29*	3368	3470	3537	3643	71.75	36	29.5	64	228	54
		76TD7830V29	3040	3134	3193	3290	77.75	30	29.5	70	241	58.5
		76TD7836V29	3429	3533	3602	3709	77.75	36	29.5	70	241	58.5
		76TD8430V29	3077	3167	3232	3327	83.75	30	29.5	76	254	63
		76TD8436V29	3486	3588	3661	3768	83.75	36	29.5	76	254	63

ORDERING PROCEDURE

To order, please specify the following:

- 1) Krug product model number
- 2) Wood species and finish, see Page 11
- 3) Wood edge detail- I,H, L or P, see Page 3
- 4) Pull style, see Page 4
- 5) Grommet location if applicable

CODE DESCRIPTION

V21 - 1/2 height floating wood modesty panel
 V29 - 1/2 height floating acrylic modesty panel




STANDARD FINISHES

For a complete list of standard wood finishes please see Page 117.

GROMMETS

One grommet in standard position is optional at no charge. Additional rectangular grommets are available at an upcharge of **\$152 list.**

ARTEMIS | TABLE DESKS

Description	Model	Rift Oak or	Rift Oak or	C,M,W w/		W	D	H	KW	Shipping Weight	Cubic Feet
		Palette w/ Lam Top & Polymer Edge	Palette w/ Wood or Lam Top & Wood Edge	C,M,W w/ Lam Top & Polymer Edge	C,M,W w/ Wood or Lam Top & Wood Edge						
 Table Desk with 2" Square Metal Leg	76TD6030M	2109	2172	2215	2281	59.75	30	29.5	56	173	41
	76TD6036M	2531	2608	2658	2739	59.75	30	29.5	56	173	41
	76TD6630M	2321	2390	2436	2508	65.75	30	29.5	62	198	45.75
	76TD6636M	2783	2866	2922	3011	65.75	36	29.5	62	198	45.75
	76TD7230M	2531	2608	2658	2739	71.75	30	29.5	68	228	54
	76TD7236M*	2968	3057	3117	3210	71.75	36	29.5	68	228	54
	76TD7830M	2957	3045	3104	3197	77.75	30	29.5	74	241	58.5
	76TD7836M	3022	3112	3172	3268	77.75	36	29.5	74	241	58.5
	76TD8430M	2713	2793	2848	2933	83.75	30	29.5	80	254	63
	76TD8436M	3074	3165	3229	3323	83.75	36	29.5	80	254	63
 Table Desk with 2" Square Metal Leg & 1/2 Ht. Floating Wood Modesty Panel	76TD6030MV21	2195	2263	2306	2376	59.75	30	29.5	56	173	41
	76TD6036MV21	2635	2714	2767	2849	59.75	30	29.5	56	173	41
	76TD6630MV21	2415	2488	2535	2611	65.75	30	29.5	62	198	45.75
	76TD6636MV21	2896	2985	3040	3134	65.75	36	29.5	62	198	45.75
	76TD7230MV21	2634	2713	2765	2848	71.75	30	29.5	68	228	54
	76TD7236MV21*	3090	3239	3341	3497	71.75	36	29.5	68	228	54
	76TD7830MV21	3067	3159	3219	3315	77.75	30	29.5	74	241	58.5
	76TD7836MV21	3141	3237	3299	3398	77.75	36	29.5	74	241	58.5
	76TD8430MV21	2820	2906	2962	3052	83.75	30	29.5	80	254	63
	76TD8436MV21	3252	3352	3415	3519	83.75	36	29.5	80	254	63
 Table Desk with 2" Square Metal Leg & 1/2 Ht. Floating Acrylic Modesty Panel	76TD6030MV29	2279	2347	2391	2464	59.75	30	29.5	56	173	41
	76TD6036MV29	2738	2818	2873	2958	59.75	30	29.5	56	173	41
	76TD6630MV29	2506	2581	2632	2713	65.75	30	29.5	62	198	45.75
	76TD6636MV29	3009	3099	3160	3252	65.75	36	29.5	62	198	45.75
	76TD7230MV29	2738	2818	2873	2958	71.75	30	29.5	68	228	54
	76TD7236MV29*	3207	3303	3367	3468	71.75	36	29.5	68	228	54
	76TD7830MV29	3172	3267	3330	3430	77.75	30	29.5	74	241	58.5
	76TD7836MV29	3266	3363	3429	3532	77.75	36	29.5	74	241	58.5
	76TD8430MV29	2929	3016	3076	3167	83.75	30	29.5	80	254	63
	76TD8436MV29	3379	3481	3546	3654	83.75	36	29.5	80	254	63

DIMENSION KEY

W - width
D - depth
H - height

CODE DESCRIPTION

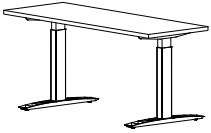
V21 - 1/2 height floating wood modesty panel
V29 - 1/2 height floating acrylic modesty panel

STANDARD FINISHES

For a complete list of standard wood finishes please see Page 117.

ARTEMIS | HEIGHT ADJUSTABLE DESKS

Description	Model	C,M,W w/ Wood or Lam Top & Wood			W	D	H	KW	Shipping Cubic	
		Laminate Top & Polymer Edge	Rift Oak Wood Edge	Wood Edge					Weight	Feet
Electronic Height Adjustable Worksurface	76HA3024ETS	2757	2973	2983	29.75	24	-	17	108.5	11.5
	76HA3624ETS	2833	2920	3066	35.75	24	-	23	109	14
	76HA4224ETS	2886	2972	3121	41.75	24	-	29	109	16.5
	76HA4824ETS	2947	3036	3186	47.75	24	-	35	109.5	19
	76HA5424ETS	2987	3077	3232	53.5	24	-	41	110	21.5
	76HA6024ETS	3068	3160	3316	59.75	24	-	47	111	24
	76HA6624ETS	3285	3382	3553	65.75	24	-	53	114	26.5
	76HA7224ETS	3439	3542	3718	71.75	24	-	59	119.5	29
	76HA7824ETS	3555	3662	3845	77.75	24	-	65	122.5	31.5
	76HA8424ETS	3624	3733	3919	83.75	24	-	71	127	34
	76HA3030ETS	2884	3097	3120	29.75	30	-	17	121.5	36.75
	76HA3630ETS	2956	3043	3195	35.75	30	-	23	122	14.25
	76HA4230ETS	3008	3096	3251	41.75	30	-	29	122	17.5
	76HA4830ETS	3070	3162	3321	47.75	30	-	35	122.5	20.5
	76HA5430ETS	3129	3221	3383	53.5	30	-	41	123	23.5
	76HA6030ETS	3197	3294	3458	59.75	30	-	47	124	26.5
	76HA6630ETS	3356	3457	3631	65.75	30	-	53	131	29.75
	76HA7230ETS	3508	3610	3792	71.75	30	-	59	132.5	32.75
	76HA7830ETS*	3630	3739	3924	77.75	30	-	65	142.5	35.75
	76HA8430ETS	3701	3814	4003	83.75	30	-	71	143.5	38.75
	76HA3036ETS	3061	3156	3312	29.75	36	-	17	121.5	42
	76HA3636ETS	3112	3206	3366	35.75	36	-	23	122	45.5
	76HA4236ETS	3158	3251	3412	41.75	36	-	29	122	17.25
	76HA4836ETS	3245	3343	3509	47.75	36	-	35	122.5	20.75
	76HA5436ETS	3312	3410	3580	53.5	36	-	41	123	24.5
	76HA6036ETS	3374	3476	3648	59.75	36	-	47	124	28.25
	76HA6636ETS	3507	3609	3790	65.75	36	-	53	134	32
	76HA7236ETS	3622	3732	3918	71.75	36	-	59	151.5	35.5
	76HA7836ETS	3907	4023	4224	77.75	36	-	65	158.5	39.25
	76HA8436ETS	3991	4111	4316	83.75	36	-	71	159.5	43



ORDERING NOTES:

To order a height adjustable work surface with a top overhang of 16" at one end add O16 to the end of the model number. eg. 76HA6024ETSO16. Please note that this option is not available on electronic height adjustable work surfaces that are 42" or less in length. This option is not available on dual stage electronic height adjustable worksurfaces.

To order a dual stage height adjustable base **add \$674 to the list price** and replace ETS with ETD. eg. 76HA6030ETD. Lifts come standard with an up/down button. Standard color is silver, please contact customer service for other available colors. A 4 position programmable display is available, please see page 597 for price and model number. Standard base is a T-base. A C base can be specified at the same price. To order a C-base on worksurfaces, up to 30" deep only, replace "T" with "C" e.g. 76HA4830ECS.

Single stage mechanism height adjustable range: 26" - 45.5"

Dual stage mechanism height adjustable range: 21" - 47"

ORDERING PROCEDURE

To order, please specify the following:

- 1) Krug product model number
- 2) Wood species and finish, see Page 11
- 3) Wood edge detail- I,H, L or P, see Page 3
- 4) Pull style, see Page 4
- 5) Grommet location if applicable

CODE DESCRIPTION

ETS - electric T- base single stage
O16 - top overhang of 16"
D - dual stage height adjustable base
C - C- base

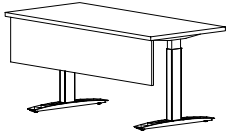
STANDARD FINISHES

For a complete list of standard wood finishes please see Page 117.

GROMMETS

One grommet in standard position is optional at no charge. Additional rectangular grommets are available at an upcharge of **\$152 list.**

ARTEMIS | HEIGHT ADJUSTABLE DESKS

Description	Model	Rift Oak or	Rift Oak or	C,M,W w/		W	D	H	KW	Shipping Weight	Cubic Feet
		Palette w/ Lam Top & Polymer Edge	Wood or Lam Top & Wood Edge	C,M,W w/ Lam Top & Polymer Edge	Wood or Lam Top & Wood Edge						
Electronic Height Adjustable Worksurface, Floating Wood Modesty Panel 	76HA3024ETSV21	3188	3286	3348	3449	29.75	24	-	17	114.5	11.5
	76HA3624ETSV21	3193	3290	3353	3455	35.75	24	-	23	117	14
	76HA4224ETSV21	3307	3405	3471	3577	41.75	24	-	29	118	16.5
	76HA4824ETSV21	3428	3532	3599	3708	47.75	24	-	35	119.5	19
	76HA5424ETSV21	3529	3634	3706	3816	53.5	24	-	41	122	21.5
	76HA6024ETSV21	3704	3814	3888	4004	59.75	24	-	47	124	24
	76HA6624ETSV21	3921	4039	4117	4242	65.75	24	-	53	128	26.5
	76HA7224ETSV21	4090	4214	4294	4424	71.75	24	-	59	134.5	29
	76HA7824ETSV21	4217	4345	4428	4562	77.75	24	-	65	139.5	31.5
	76HA8424ETSV21	4297	4428	4513	4649	83.75	24	-	71	145	34
	76HA3030ETSV21	3311	3409	3473	3579	29.75	30	-	17	127.5	36.75
	76HA3630ETSV21	3316	3415	3484	3587	35.75	30	-	23	130	14.25
	76HA4230ETSV21	3428	3532	3599	3708	41.75	30	-	29	131	17.5
	76HA4830ETSV21	3553	3658	3731	3843	47.75	30	-	35	132.5	20.5
	76HA5430ETSV21	3668	3780	3851	3966	53.5	30	-	41	135	23.5
	76HA6030ETSV21	3831	3949	4024	4145	59.75	30	-	47	137	26.5
	76HA6630ETSV21	3995	4114	4193	4319	65.75	30	-	53	145	29.75
	76HA7230ETSV21	4160	4286	4368	4499	71.75	30	-	59	147.5	32.75
	76HA7830ETSV21*	4292	4422	4507	4643	77.75	30	-	65	159.5	35.75
	76HA8430ETSV21	4377	4507	4595	4734	83.75	30	-	71	161.5	38.75
	76HA3036ETSV21	3363	3462	3532	3636	29.75	36	-	17	127.5	42
76HA3636ETSV21	3472	3578	3646	3756	35.75	36	-	23	130	45.5	
76HA4236ETSV21	3577	3684	3756	3867	41.75	36	-	29	131	17.25	
76HA4836ETSV21	3724	3839	3911	4029	47.75	36	-	35	132.5	20.75	
76HA5436ETSV21	3851	3966	4042	4167	53.5	36	-	41	135	24.5	
76HA6036ETSV21	4008	4130	4209	4336	59.75	36	-	47	137	28.25	
76HA6636ETSV21	4143	4268	4352	4481	65.75	36	-	53	148	32	
76HA7236ETSV21	4274	4401	4487	4622	71.75	36	-	59	166.5	35.5	
76HA7836ETSV21	4571	4709	4798	4944	77.75	36	-	65	175.5	39.25	
76HA8436ETSV21	4667	4810	4900	5047	83.75	36	-	71	177.5	43	

ORDERING NOTES:

To order a height adjustable work surface with a top overhang of 16" at one end insert O16 into the model number after ETS. eg. 76HA6024ETSO16V21. Please note that this option is not available on electronic height adjustable work surfaces that are 42" or less in length. This option is not available on dual stage electronic height adjustable worksurfaces.

To order a dual stage height adjustable base **add \$674 to the list price** and replace ETS with ETD. eg. 76HA6030ETDV21.

Lifts come standard with an up/down button. Standard color is silver, please contact customer service for other available colors. A 4 position programmable display is available, please see page 597 for price and model number. Standard base is a T-base. A C base can be specified at the same price. To order a C-base on worksurfaces, up to 30" deep only, replace "T" with "C" e.g. 76HA3030ECV21

Single stage mechanism height adjustable range: 26" - 45.5" Dual stage mechanism height adjustable range: 21" - 47"

Modesty Panel options (replace "V21" with suffix below)

Floating Laminate	V26
Floating Palette	V22
Floating Acrylic	V29
Full Fixed Wood	X41

DIMENSION KEY

W - width
D - depth
H - height

CODE DESCRIPTION

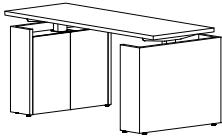
ETS - electric T- base single stage
V21- half height floating wood modesty panel
O16 - top overhang of 16"
D - dual stage height adjustable base
C - C- base

STANDARD FINISHES

For a complete list of standard wood finishes please see Page 117.

ARTEMIS | HEIGHT ADJUSTABLE DESKS

Description	Model	Rift Oak or	Rift Oak or	C,M,W w/	C,M,W w/	W	D	H	KW	Shipping Cubic	
		Palette w/ Lam Top & Polymer Edge	Palette w/ Wood or Lam Top & Wood Edge	C,M,W w/ Lam Top & Polymer Edge	C,M,W w/ Wood or Lam Top & Wood Edge					Weight	Feet
Electronic Height	76HA4224ETSG	4654	4793	4887	5034	41.75	24	-	24	154	16.5
Adjustable Worksurface,	76HA4824ETSG	4713	4857	4949	5098	47.75	24	-	30	154.5	19
Base Enclosures	76HA5424ETSG	4756	4899	4994	5142	53.5	24	-	36	155	21.5
	76HA6024ETSG	4835	4979	5078	5230	59.75	24	-	42	156	24
	76HA6624ETSG	5053	5205	5305	5465	65.75	24	-	48	159	26.5
	76HA7224ETSG	5209	5364	5469	5633	71.75	24	-	54	164.5	29
	76HA7824ETSG	5322	5481	5588	5757	77.75	24	-	60	167.5	31.5
	76HA8424ETSG	5392	5554	5661	5831	83.75	24	-	66	172	34
	76HA4230ETSG	4986	5135	5235	5391	41.75	30	-	24	177	17.5
	76HA4830ETSG	5049	5201	5300	5460	47.75	30	-	30	177.5	20.5
	76HA5430ETSG	5107	5259	5362	5523	53.5	30	-	36	178	23.5
	76HA6030ETSG	5176	5331	5436	5598	59.75	30	-	42	179	26.5
	76HA6630ETSG	5336	5496	5603	5768	65.75	30	-	48	186	29.75
	76HA7230ETSG	5483	5649	5758	5932	71.75	30	-	54	187.5	32.75
	76HA7830ETSG*	5607	5773	5888	6063	77.75	30	-	60	197.5	35.75
	76HA8430ETSG	5884	6059	6179	6361	83.75	30	-	66	198.5	38.75
	76HA4236ETSG	5338	5498	5605	5771	41.75	36	-	24	187	17.25
	76HA4836ETSG	5427	5589	5696	5868	47.75	36	-	30	187.5	20.75
	76HA5436ETSG	5494	5658	5767	5940	53.5	36	-	36	188	24.5
	76HA6036ETSG	5556	5721	5834	6008	59.75	36	-	42	189	28.25
	76HA6636ETSG	5688	5859	5971	6153	65.75	36	-	48	199	32
	76HA7236ETSG	5602	5767	5881	6055	71.75	36	-	54	216.5	35.5
	76HA7836ETSG	6088	6270	6392	6584	77.75	36	-	60	223.5	39.25
	76HA8436ETSG	6171	6358	6480	6676	83.75	36	-	66	224.5	43



ORDERING NOTES:

To order a height adjustable work surface with a top overhang of 16" at one end insert O16 into the model number after ETS. eg. 76HA6024ETSO16G. Please note that this option is not available on height adjustable work surfaces that have base enclosures and are 48" or less in length. This option is not available on dual stage electronic height adjustable worksurfaces.

To order a dual stage height adjustable base **add \$674 to the list price** and replace ETS with ETD. eg. 76HA6030ETDG. Lifts come standard with an up/down button. Standard color is silver, please contact customer service for other available colors. A 4 position programable display is available, please see page 597 for price and model number.

Single stage height adjustable range: 26" - 45.5"

Dual stage height adjustable range: 21" - 47"

ORDERING PROCEDURE

To order, please specify the following:

- 1) Krug product model number
- 2) Wood species and finish, see Page 11
- 3) Wood edge detail- I,H, L or P, see Page 3
- 4) Pull style, see Page 4
- 5) Grommet location if applicable

*Indicates model illustrated by line drawing.

CODE DESCRIPTION

ETSG - electric T- base single stage with base enclosure
 O16 - top overhang of 16"
 D - dual stage height adjustable base
 C - C- base

STANDARD FINISHES

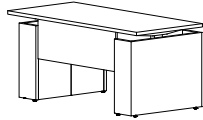
For a complete list of standard wood finishes please see Page 117.

GROMMETS

One grommet in standard position is optional at no charge. Additional rectangular grommets are available at an upcharge of **\$152 list.**

ARTEMIS | HEIGHT ADJUSTABLE DESKS

Description	Model	Rift Oak or	Rift Oak or	C,M,W w/		W	D	H	KW	Shipping Weight	Cubic Feet
		Palette w/ Lam Top & Polymer Edge	Palette w/ Wood Lam Top & Wood Edge	C,M,W w/ Lam Top & Polymer Edge	C,M,W w/ Wood Lam Top & Wood Edge						
Electronic Height Adjustable Worksurface,	76HA4224ETSGV21	4917	5063	5160	5316	41.75	24	-	24	163	16.5
Base Enclosure, Floating Wood Modesty Panel	76HA4824ETSGV21	4988	5138	5238	5393	47.75	24	-	30	164.5	19
	76HA5424ETSGV21	5040	5191	5293	5453	53.5	24	-	36	167	21.5
	76HA6024ETSGV21	5137	5288	5392	5554	59.75	24	-	42	169	24
	76HA6624ETSGV21	5367	5529	5636	5806	65.75	24	-	48	173	26.5
	76HA7224ETSGV21	5538	5705	5814	5991	71.75	24	-	54	179.5	29
	76HA7824ETSGV21	5673	5841	5957	6135	77.75	24	-	60	184.5	31.5
	76HA8424ETSGV21	5758	5931	6046	6227	83.75	24	-	66	90	34
	76HA4230ETSGV21	5244	5403	5507	5673	41.75	30	-	24	186	17.5
	76HA4830ETSGV21	5322	5481	5588	5756	47.75	30	-	30	187.5	20.5
	76HA5430ETSGV21	5392	5554	5661	5831	53.5	30	-	36	190	23.5
	76HA6030ETSGV21	5477	5641	5751	5923	59.75	30	-	42	192	26.5
	76HA6630ETSGV21	5650	5821	5933	6111	65.75	30	-	48	200	29.75
	76HA7230ETSGV21	5814	5991	6107	6290	71.75	30	-	54	202.5	32.75
	76HA7830ETSGV21*	5955	6135	6253	6440	77.75	30	-	60	214.5	35.75
	76HA8430ETSGV21	6247	6436	6560	6758	83.75	30	-	66	216.5	38.75
	76HA4236ETSGV21	5598	5765	5876	6053	41.75	36	-	24	196	17.25
	76HA4836ETSGV21	5698	5869	5985	6163	47.75	36	-	30	197.5	20.75
	76HA5436ETSGV21	5781	5954	6070	6250	53.5	36	-	36	200	24.5
	76HA6036ETSGV21	5857	6033	6149	6334	59.75	36	-	42	202	28.25
	76HA6636ETSGV21	6003	6184	6303	6493	65.75	36	-	48	213	32
	76HA7236ETSGV21	5932	6109	6228	6414	71.75	36	-	54	231.5	35.5
	76HA7836ETSGV21	6438	6630	6760	6962	77.75	36	-	60	240.5	39.25
	76HA8436ETSGV21	6539	6734	6864	7071	83.75	36	-	66	242.5	43



ORDERING NOTES:

To order a height adjustable work surface with a top overhang of 16" at one end insert O16 into the model number after ETS. eg. 76HA6024ETSO16GV21. Please note that this option is not available on height adjustable work surfaces that have base enclosures and are 48" or less in length. This option is not available on dual stage electronic height adjustable worksurfaces.

To order a dual stage height adjustable base **add \$674 to the list price** and replace ETS with ETD. eg. 76HA6030ETDGV21.

Lifts come standard with an up/down button. Standard color is silver, please contact customer service for other available colors. A 4 position programable display is available, please see page 597 for price and model number.

Single stage height adjustable range: 26" - 45.5"

Dual stage height adjustable range: 21" - 47"

Modesty Panel options (replace "V21" with suffix below)

Floating Laminate	V26
Floating Palette	V22
Floating Acrylic	V29
Full Fixed Wood	X41

DIMENSION KEY

W - width
D - depth
H - height

CODE DESCRIPTION

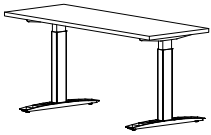
ETS - electric T- base single stage
V21- half height floating wood modesty panel
O16 - top overhang of 16"
D - dual stage height adjustable base
C - C- base

STANDARD FINISHES

For a complete list of standard wood finishes please see Page 117.

ARTEMIS | HEIGHT ADJUSTABLE RETURNS

Description	Model	Laminate			C,M,W w/		Wood or			
		Top & Polymer Edge	Rift Oak Wood Edge	Wood Edge	Lam Top & Wood Edge	Wood Edge				
Electronic Height Adjustable Return (cross grain) Worksurface	76HA4824RHETS	2947	3036	3186	47.75	24	-	35	109.5	19
	76HA5424RHETS	2987	3077	3232	53.5	24	-	41	110	21.5
	76HA6024RHETS	3068	3160	3316	59.75	24	-	47	111	24
	76HA6624RHETS	3285	3382	3553	65.75	24	-	53	114	26.5
	76HA7224RHETS	3439	3542	3718	71.75	24	-	59	119.5	29
	76HA7824RHETS	3555	3662	3845	77.75	24	-	65	122.5	31.5
	76HA8424RHETS	3624	3733	3919	83.75	24	-	71	127	34
	76HA4830RHETS	3070	3162	3321	47.75	30	-	35	122.5	20.5
	76HA5430RHETS	3129	3221	3383	53.5	30	-	41	123	23.5
	76HA6030RHETS	3197	3294	3458	59.75	30	-	47	124	26.5
	76HA6630RHETS	3356	3457	3631	65.75	30	-	53	131	29.75
	76HA7230RHETS	3508	3610	3792	71.75	30	-	59	132.5	32.75
	76HA7830RHETS*	3630	3739	3924	77.75	30	-	65	142.5	35.75
	76HA8430RHETS	3701	3814	4003	83.75	30	-	71	143.5	38.75
	76HA4836RHETS	3245	3343	3509	47.7	36	-	35	122.5	20.75
	76HA5436RHETS	3312	3410	3580	53.5	36	-	41	123	24.5
	76HA6036RHETS	3374	3476	3648	59.75	36	-	47	124	28.25
	76HA6636RHETS	3507	3609	3790	65.75	36	-	53	134	32
	76HA7236RHETS	3622	3732	3918	71.75	36	-	59	151.5	35.5
	76HA7836RHETS	3907	4023	4224	77.75	36	-	65	158.5	39.25
	76HA8436RHETS	3991	4111	4316	83.75	36	-	71	159.5	43



ORDERING NOTES:

To order a height adjustable work surface with a top overhang of 16" at one end add O16 to the end of the model number. eg. 76HA6024ETSO16. Please note that this option is not available on electronic height adjustable work surfaces that are 42" or less in length. This option is not available on dual stage electronic height adjustable worksurfaces.

To order a dual stage height adjustable base **add \$674 to the list price** and replace ETS with ETD.

Please contact customer service for other available colors. A 4 position programmable display is available, please see page 79 for price and model number. Standard base is a T-base. A C base can be specified at the same price. To order a C-base on worksurfaces, up to 30" deep only, replace "T" with "C" e.g. 76HA4830ECS.

Single stage mechanism height adjustable range: 26" - 45.5"

Dual stage mechanism height adjustable range: 21" - 47"

ORDERING PROCEDURE

To order, please specify the following:

- 1) Krug product model number
- 2) Wood species and finish, see Page 11
- 3) Wood edge detail- I, H, L or P, see Page 3
- 4) Pull style, see Page 4
- 5) Grommet location if applicable

*Indicates model illustrated by line drawing.

CODE DESCRIPTION

ETS - electric T- base single stage
 O16 - top overhang of 16"
 D - dual stage height adjustable base
 C - C- base

STANDARD FINISHES

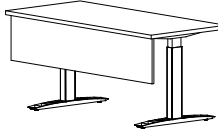
For a complete list of standard wood finishes please see Page 117.

GROMMETS

One grommet in standard position is optional at no charge. Additional rectangular grommets are available at an upcharge of **\$152 list.**

ARTEMIS | HEIGHT ADJUSTABLE RETURNS

Description	Model	Rift Oak or	Rift Oak or	C,M,W w/		W	D	H	KW	Shipping Weight	Cubic Feet
		Palette w/ Lam Top & Polymer Edge	Palette w/ Wood Lam Top & Wood Edge	C,M,W w/ Lam Top & Polymer Edge	C,M,W w/ Wood Lam Top & Wood Edge						
Electronic Height Adjustable Return (cross grain) Worksurface,	76HA4824RHETSV21	3428	3532	3599	3708	47.75	24	-	30	164.5	19
Floating Wood Modesty Panel	76HA5424RHETSV21	3529	3634	3706	3816	53.5	24	-	36	167	21.5
	76HA6024RHETSV21	3704	3814	3888	4004	59.75	24	-	42	169	24
	76HA6624RHETSV21	3921	4039	4117	4242	65.75	24	-	48	173	26.5
	76HA7224RHETSV21	4090	4214	4294	4424	71.75	24	-	54	179.5	29
	76HA7824RHETSV21	4217	4345	4428	4562	77.75	24	-	60	184.5	31.5
	76HA8424RHETSV21	4297	4428	4513	4649	83.75	24	-	66	90	34
	76HA4830RHETSV21	3553	3658	3731	3843	47.75	30	-	30	187.5	20.5
	76HA5430RHETSV21	3668	3780	3851	3966	53.5	30	-	36	190	23.5
	76HA6030RHETSV21	3831	3949	4024	4145	59.75	30	-	42	192	26.5
	76HA6630RHETSV21	3995	4114	4193	4319	65.75	30	-	48	200	29.75
	76HA7230RHETSV21	4160	4286	4368	4499	71.75	30	-	54	202.5	32.75
	76HA7830RHETSV21*	4292	4422	4507	4643	77.75	30	-	60	214.5	35.75
	76HA8430RHETSV21	4377	4507	4595	4734	83.75	30	-	66	216.5	38.75
	76HA4836RHETSV21	3724	3839	3911	4029	47.75	36	-	30	197.5	20.75
	76HA5436RHETSV21	3851	3966	4042	4167	53.5	36	-	36	200	24.5
	76HA6036RHETSV21	4008	4130	4209	4336	59.75	36	-	42	202	28.25
	76HA6636RHETSV21	4143	4268	4352	4481	65.75	36	-	48	213	32
	76HA7236RHETSV21	4274	4401	4487	4622	71.75	36	-	54	231.5	35.5
	76HA7836RHETSV21	4571	4709	4798	4944	77.75	36	-	60	240.5	39.25
	76HA8436RHETSV21	4667	4810	4900	5047	83.75	36	-	66	242.5	43



ORDERING NOTES:

To order a height adjustable work surface with a top overhang of 16" at one end insert O16 into the model number after ETS. eg. 76HA6024ETSO16V21. Please note that this option is not available on electronic height adjustable work surfaces that are 42" or less in length. This option is not available on dual stage electronic height adjustable worksurfaces.

To order a dual stage height adjustable base **add \$674 to the list price** and replace ETS with ETD. eg. 76HA6030ETDV21.

Lifts come standard with an up/down button. Standard colors are Silver Metallic & Black, please contact customer service for other available colors. A 4 position programmable display is available, please see page 79 for price and model number. Standard base is a T-base. A C-base can be specified at the same price. o order a C-base on worksurfaces, up to 30" deep only, replace "T" with "C" e.g.

76HA3030ECSV21

Single stage mechanism height adjustable range: 26" - 45.5" Dual stage mechanism height adjustable range: 21" - 47"

Modesty Panel options (replace "V21" with suffix below)

Floating Laminate	V26
Floating Palette	V22
Floating Acrylic	V29
Full Fixed Wood	X41

DIMENSION KEY

W - width
D - depth
H - height

CODE DESCRIPTION

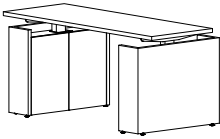
ETS - electric T- base single stage
V21- half height floating wood modesty panel
O16 - top overhang of 16"
D - dual stage height adjustable base
C - C- base

STANDARD FINISHES

For a complete list of standard wood finishes please see Page 117.

ARTEMIS | HEIGHT ADJUSTABLE RETURNS

Description	Model	Rift Oak or	Rift Oak or	C,M,W w/	C,M,W w/	W	D	H	KW	Shipping Weight	Cubic Feet
		Palette w/ Lam Top & Polymer Edge	Palette w/ Wood Lam Top & Wood Edge	C,M,W w/ Lam Top & Polymer Edge	C,M,W w/ Wood Lam Top & Wood Edge						
Electronic Height Adjustable Return (cross grain) Worksurface, Base Enclosures	76HA4824RHETSG	4713	4857	4949	5098	47.75	24	-	30	154.5	19
	76HA5424RHETSG	4756	4899	4994	5142	53.5	24	-	36	155	21.5
	76HA6024RHETSG	4835	4979	5078	5230	59.75	24	-	42	156	24
	76HA6624RHETSG	5053	5205	5305	5465	65.75	24	-	48	159	26.5
	76HA7224RHETSG	5209	5364	5469	5633	71.75	24	-	54	164.5	29
	76HA7824RHETSG	5322	5481	5588	5757	77.75	24	-	60	167.5	31.5
	76HA8424RHETSG	5392	5554	5661	5831	83.75	24	-	66	172	34
	76HA4830RHETSG	5049	5201	5300	5460	47.75	30	-	30	177.5	20.5
	76HA5430RHETSG	5107	5259	5362	5523	53.5	30	-	36	178	23.5
	76HA6030RHETSG	5176	5331	5436	5598	59.75	30	-	42	179	26.5
	76HA6630RHETSG	5336	5496	5603	5768	65.75	30	-	48	186	29.75
	76HA7230RHETSG	5483	5649	5758	5932	71.75	30	-	54	187.5	32.75
	76HA7830RHETSG*	5607	5773	5888	6063	77.75	30	-	60	197.5	35.75
	76HA8430RHETSG	5884	6059	6179	6361	83.75	30	-	66	198.5	38.75
	76HA4836RHETSG	5427	5589	5696	5868	47.7	36	-	35	187.5	20.75
	76HA5436RHETSG	5494	5658	5767	5940	53.5	36	-	41	188	24.5
	76HA6036RHETSG	5556	5721	5834	6008	59.75	36	-	47	189	28.25
	76HA6636RHETSG	5688	5859	5971	6153	65.75	36	-	53	199	32
	76HA7236RHETSG	5602	5767	5881	6055	71.75	36	-	59	216.5	35.5
	76HA7836RHETSG	6088	6270	6392	6584	77.75	36	-	65	223.5	39.25
	76HA8436RHETSG	6171	6358	6480	6676	83.75	36	-	71	224.5	43



ORDERING NOTES:

To order a height adjustable work surface with a top overhang of 16" at one end add O16 to the end of the model number. eg. 76HA6024ETSO16G. Please note that this option is not available on electronic height adjustable work surfaces that are 42" or less in length. This option is not available on dual stage electronic height adjustable worksurfaces.

To order a dual stage height adjustable base **add \$674 to the list price** and replace ETS with ETD. eg. 76HA6030ETD. Lifts come standard with an up/down button. Standard colors are Silver Metallic & Black, please contact customer service for other available colors. A 4 position programmable display is available, please see page 79 for price and model number.

Single stage height adjustable range: 26" - 45.5"

Dual stage height adjustable range: 21" - 47"

ORDERING PROCEDURE

To order, please specify the following:

- 1) Krug product model number
- 2) Wood species and finish, see Page 11
- 3) Wood edge detail, see Page 3
- 4) Pull style, see Page 4
- 5) Grommet location if applicable

*Indicates model illustrated by line drawing.

CODE DESCRIPTION

ETSG - electric T- base single stage with base enclosure
 O16 - top overhang of 16"
 D - dual stage height adjustable base
 C - C- base

STANDARD FINISHES

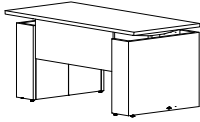
For a complete list of standard wood finishes please see Page 117.

GROMMETS

One grommet in standard position is optional at no charge. Additional rectangular grommets are available at an upcharge of **\$152 list**.

ARTEMIS | HEIGHT ADJUSTABLE RETURNS

Description	Model	Rift Oak or	Rift Oak or	C,M,W w/		W	D	H	KW	Shipping Weight	Cubic Feet
		Palette w/ Lam Top & Polymer Edge	Palette w/ Wood Lam Top & Wood Edge	C,M,W w/ Lam Top & Polymer Edge	C,M,W w/ Wood Lam Top & Wood Edge						
Electronic Height Adjustable Return (cross grain) Worksurface, Base Enclosure, Floating Wood Modesty Panel	76HA4824RHETSGV21	4988	5138	5238	5393	47.75	24	-	30	164.5	19
	76HA5424RHETSGV21	5040	5191	5293	5453	53.5	24	-	36	167	21.5
	76HA6024RHETSGV21	5137	5288	5392	5554	59.75	24	-	42	169	24
	76HA6624RHETSGV21	5367	5529	5636	5806	65.75	24	-	48	173	26.5
	76HA7224RHETSGV21	5538	5705	5814	5991	71.75	24	-	54	179.5	29
	76HA7824RHETSGV21	5673	5841	5957	6135	77.75	24	-	60	184.5	31.5
	76HA8424RHETSGV21	5758	5931	6046	6227	83.75	24	-	66	90	34
	76HA4830RHETSGV21	5322	5481	5588	5756	47.75	30	-	30	187.5	20.5
	76HA5430RHETSGV21	5392	5554	5661	5831	53.5	30	-	36	190	23.5
	76HA6030RHETSGV21	5477	5641	5751	5923	59.75	30	-	42	192	26.5
	76HA6630RHETSGV21	5650	5821	5933	6111	65.75	30	-	48	200	29.75
	76HA7230RHETSGV21	5814	5991	6107	6290	71.75	30	-	54	202.5	32.75
	76HA7830RHETSGV21*	5955	6135	6253	6440	77.75	30	-	60	214.5	35.75
	76HA8430RHETSGV21	6247	6436	6560	6758	83.75	30	-	66	216.5	38.75
	76HA4836RHETSGV21	5698	5869	5985	6163	47.75	36	-	30	197.5	20.75
	76HA5436RHETSGV21	5781	5954	6070	6250	53.5	36	-	36	200	24.5
	76HA6036RHETSGV21	5857	6033	6149	6334	59.75	36	-	42	202	28.25
	76HA6636RHETSGV21	6003	6184	6303	6493	65.75	36	-	48	213	32
	76HA7236RHETSGV21	5932	6109	6228	6414	71.75	36	-	54	231.5	35.5
	76HA7836RHETSGV21	6438	6630	6760	6962	77.75	36	-	60	240.5	39.25
	76HA8436RHETSGV21	6539	6734	6864	7071	83.75	36	-	66	242.5	43



ORDERING NOTES:

To order a height adjustable work surface with a top overhang of 16" at one end insert O16 into the model number after ETS. eg. 76HA6024ETSO16GV21. Please note that this option is not available on electronic height adjustable work surfaces that are 42" or less in length. This option is not available on dual stage electronic height adjustable worksurfaces.

To order a dual stage height adjustable base **add \$674 to the list price** and replace ETS with ETD. eg. 76HA6030ETDGV21.

Lifts come standard with an up/down button. Standard colors are Silver Metallic & Black, please contact customer service for other available colors. A 4 position programmable display is available, please see page 79 for price and model number. Single stage mechanism height adjustable range: 26" - 45.5"

Dual stage mechanism height adjustable range: 21" - 47"

Modesty Panel options (replace "V21" with suffix below)

Floating Laminate	V26
Floating Palette	V22
Floating Acrylic	V29
Full Fixed Wood	X41

DIMENSION KEY

W - width
D - depth
H - height




CODE DESCRIPTION

ETS - electric T- base single stage
V21- half height floating wood modesty panel
O16 - top overhang of 16"
D - dual stage height adjustable base
C - C- base

STANDARD FINISHES

For a complete list of standard wood finishes please see Page 117.

ARTEMIS | DESK RUNOFFS FOR 3/4 HEIGHT CREDENZAS

Description	Model	Rift Oak or	Rift Oak or	C,M,W w/	C,M,W w/	W	D	H	KW	Shipping Cubic	
		Palette w/ Lam Top & Polymer Edge	Wood or Lam Top & Wood Edge	Lam Top & Polymer Edge	Wood or Lam Top & Wood Edge					Weight	Feet
Desk Runoffs no Modesty	76DR60303LGB	2252	2319	2364	2434	59.75	30	29.5	36.4	132	39.25
Panel for 3/4 Ht.	76DR60303RGB	2252	2319	2364	2434	59.75	30	29.5	36.4	132	39.25
Credenzas, Gable	76DR66303LGB	2273	2342	2386	2459	65.75	30	29.5	42	141	42.75
	76DR66303RGB	2273	2342	2386	2459	65.75	30	29.5	42	141	42.75
	76DR72303LGB	2347	2418	2464	2538	71.75	30	29.5	48.1	149	46.5
	76DR72303RGB	2347	2418	2464	2538	71.75	30	29.5	48.1	149	46.5
	76DR72363LGB	2370	2443	2489	2564	71.75	36	29.5	48.1	174	54.75
	76DR72363RGB*	2370	2443	2489	2564	71.75	36	29.5	48.1	174	54.75
	76DR78303LGB	2463	2538	2587	2664	71.75	30	29.5	54	149	46.5
	76DR78303RGB	2463	2538	2587	2664	71.75	30	29.5	54	149	46.5
	76DR78363LGB	2806	2891	2947	3035	71.75	36	29.5	54	174	54.75
	76DR78363RGB	2806	2891	2947	3035	71.75	36	29.5	54	174	54.75
	76DR84303LGB	2580	2658	2710	2790	83.75	30	29.5	60	165	53.75
	76DR84303RGB	2580	2658	2710	2790	83.75	30	29.5	60	165	53.75
	76DR84363LGB	3166	3263	3324	3427	83.75	36	29.5	60	165	53.75
	76DR84363RGB	3166	3263	3324	3427	83.75	36	29.5	60	165	53.75
<hr/>											
Desk Runoffs no Modesty	76DR60303LLG	2020	2083	2121	2186	59.75	30	29.5	35	109	16
Panel for 3/4 Ht.	76DR60303RLG	2020	2083	2121	2186	59.75	30	29.5	35	109	16
Credenzas, Legs	76DR66303LLG	2048	2109	2148	2214	65.75	30	29.5	41	118	17.5
	76DR66303RLG	2048	2109	2148	2214	65.75	30	29.5	41	118	17.5
	76DR72303LLG	2113	2176	2219	2285	71.75	30	29.5	47	126	18.5
	76DR72303RLG	2113	2176	2219	2285	71.75	30	29.5	47	126	18.5
	76DR72363LLG	2135	2198	2241	2308	71.75	36	29.5	47	145	21.5
	76DR72363RLG*	2135	2198	2241	2308	71.75	36	29.5	47	145	21.5
	76DR78303LLG	2206	2272	2316	2385	71.75	30	29.5	53	126	18.5
	76DR78303RLG	2206	2272	2316	2385	71.75	30	29.5	53	126	18.5
	76DR78363LLG	2218	2283	2328	2398	71.75	36	29.5	53	145	21.5
	76DR78363RLG	2218	2283	2328	2398	71.75	36	29.5	53	145	21.5
	76DR84303LLG	2788	2872	2927	3014	83.75	30	29.5	59	142	21.5
	76DR84303RLG	2788	2872	2927	3014	83.75	30	29.5	59	142	21.5
	76DR84363LLG	3866	3982	4060	4182	83.75	36	29.5	59	142	21.5
	76DR84363RLG	3866	3982	4060	4182	83.75	36	29.5	59	142	21.5
<hr/>											
Desk Runoffs no Modesty	76DR60303LDB	1803	1857	1893	1949	59.75	30	29.5		109	16
Panel for 3/4 Ht.	76DR60303RDB	1803	1857	1893	1949	59.75	30	29.5		109	16
Credenzas, Disc Base	76DR66303LDB	1832	1884	1922	1980	65.75	30	29.5		118	17.5
	76DR66303RDB	1832	1884	1922	1980	65.75	30	29.5		118	17.5
	76DR72303LDB	1896	1954	1990	2053	71.75	30	29.5		126	18.5
	76DR72303RDB	1896	1954	1990	2053	71.75	30	29.5		126	18.5
	76DR72363LDB	1918	1976	2014	2073	71.75	36	29.5		145	21.5
	76DR72363RDB*	1918	1976	2014	2073	71.75	36	29.5		145	21.5
	76DR78303LDB	1988	2048	2087	2148	71.75	30	29.5		126	18.5
	76DR78303RDB	1988	2048	2087	2148	71.75	30	29.5		126	18.5
	76DR78363LDB	2271	2339	2384	2457	71.75	36	29.5		145	21.5
	76DR78363RDB	2271	2339	2384	2457	71.75	36	29.5		145	21.5
	76DR84303LDB	2569	2658	2716	2807	83.75	30	29.5		142	21.5
	76DR84303RDB	2569	2658	2716	2807	83.75	30	29.5		142	21.5
	76DR84363LDB	3084	3179	3239	3336	83.75	36	29.5		142	21.5
	76DR84363RDB	3084	3179	3239	3336	83.75	36	29.5		142	21.5

ORDERING PROCEDURE

To order, please specify the following:

- 1) Krug product model number
- 2) Wood species and finish, see Page 11
- 3) Wood edge detail- I,H, L or P, see Page 3
- 4) Pull style, see Page 4
- 5) Grommet location if applicable

*Indicates model illustrated by line drawing.

CODE DESCRIPTION

- L - left hand position
- R - right hand position
- GB - gable support
- LG - legs support
- DB - disc base support



STANDARD FINISHES

For a complete list of standard wood finishes please see Page 117.

GROMMETS

One grommet in standard position is optional at no charge. Additional rectangular grommets are available at an upcharge of **\$152 list.**

ARTEMIS | DESK RUNOFFS FOR 3/4 HEIGHT CREDENZAS

Description	Model	Rift Oak or	Rift Oak or	C,M,W w/		W	D	H	KW	Shipping Weight	Cubic Feet
		Palette w/ Lam Top & Polymer Edge	Wood or Lam Top & Wood Edge	C,M,W w/ Lam Top & Polymer Edge	Wood or Lam Top & Wood Edge						
 Desk Runoffs no Modesty Panel for 3/4 Ht. Credenzas, 4/4 Pedestal	76DR60303L4F	3249	3348	3412	3516	59.75	30	29.5	22	181	39
	76DR60303R4F	3249	3348	3412	3516	59.75	30	29.5	22	81	39
	76DR66303L4F	3278	3378	3441	3543	65.75	30	29.5	28	190	43
	76DR66303R4F	3278	3378	3441	3543	65.75	30	29.5	28	190	43
	76DR72303L4F	3344	3445	3512	3617	71.75	30	29.5	33.5	199	46.5
	76DR72303R4F	3344	3445	3512	3617	71.75	30	29.5	33.5	199	46.5
	76DR72363L4F	3418	3521	3589	3697	71.75	30	29.5	33.5	217	54.5
	76DR72363R4F	3418	3521	3589	3697	71.75	30	29.5	33.5	217	54.5
	76DR78303L4F	3363	3462	3532	3636	71.75	30	29.5	38.5	199	46.5
	76DR78303R4F	3363	3462	3532	3636	71.75	30	29.5	38.5	199	46.5
	76DR78363L4F	4033	4153	4235	4361	71.75	30	29.5	38.5	217	54.5
	76DR78363R4F	4033	4153	4235	4361	71.75	30	29.5	38.5	217	54.5
	76DR84303L4F	3554	3661	3732	3844	83.75	30	29.5	45.5	215	53.75
	76DR84303R4F	3554	3661	3732	3844	83.75	30	29.5	45.5	215	53.75
	76DR84363L4F	4264	4393	4478	4611	83.75	36	29.5	45.5	215	53.75
76DR84363R4F	4264	4393	4478	4611	83.75	36	29.5	45.5	215	53.75	
 Desk Runoffs no Modesty Panel for 3/4 Ht. Credenzas, Extended 3/4 Pedestal	76DRPM60303L3F	3903	4021	4098	4221	59.75	36	29.5	27.5	248	51
	76DRPM60303R3F	3903	4021	4098	4221	59.75	36	29.5	27.5	248	51
	76DRPM66303L3F	3924	4041	4119	4244	65.75	36	29.5	33.5	259	55.5
	76DRPM66303R3F	3924	4041	4119	4244	65.75	36	29.5	33.5	259	55.5
	76DRPM72303L3F	3999	4118	4198	4323	71.75	36	29.5	39.5	270	60
	76DRPM72303R3F	3999	4118	4198	4323	71.75	36	29.5	39.5	270	60
	76DRPM72363L3F*	4071	4193	4277	4402	71.75	42	29.5	39.5	307	69
	76DRPM72363R3F	4071	4193	4277	4402	71.75	42	29.5	39.5	307	69
	76DRPM78303L3F	4114	4238	4321	4452	71.75	36	29.5	45.5	270	60
	76DRPM78303R3F	4114	4238	4321	4452	71.75	36	29.5	45.5	270	60
	76DRPM78363L3F	4190	4317	4399	4532	71.75	42	29.5	45.5	307	69
	76DRPM78363R3F	4190	4317	4399	4532	71.75	42	29.5	45.5	307	69
	76DRPM84303L3F	4233	4360	4443	4576	83.75	36	29.5	51.5	291	68.5
	76DRPM84303R3F	4233	4360	4443	4576	83.75	36	29.5	51.5	291	68.5
	76DRPM84363L3F	4310	4437	4525	4659	83.75	42	29.5	51.5	328	78.5
76DRPM84363R3F	4310	4437	4525	4659	83.75	42	29.5	51.5	328	78.5	

DIMENSION KEY

W - width
D - depth
H - height




CODE DESCRIPTION

L - left hand position
R - right hand position
4F - full height pedestal support
3F - 3/4 height pedestal support

STANDARD FINISHES

For a complete list of standard wood finishes please see Page 117.

ARTEMIS | DESK RUNOFFS FOR 3/4 HEIGHT CREDENZAS

Description	Model	Rift Oak or	Rift Oak or	C,M,W w/	C,M,W w/	W	D	H	KW	Shipping Cubic	
		Palette w/ Lam Top & Polymer Edge	Palette w/ Wood or Lam Top & Wood Edge	C,M,W w/ Lam Top & Polymer Edge	C,M,W w/ Wood or Lam Top & Wood Edge					Weight	Feet
Rectangular Desk Runoffs with Wood Modesty Panel for 3/4 Ht. Credenzas, Gable 	76DR60303LGB_V21	2397	2470	2518	2593	59.75	30	29.5	36.4	132	39.25
	76DR60303RGB_V21	2397	2470	2518	2593	59.75	30	29.5	36.4	132	39.25
	76DR66303LGB_V21	2432	2505	2554	2631	65.75	30	29.5	42	141	42.75
	76DR66303RGB_V21	2432	2505	2554	2631	65.75	30	29.5	42	141	42.75
	76DR72303LGB_V21	2523	2597	2649	2727	71.75	30	29.5	48.1	149	46.5
	76DR72303RGB_V21	2523	2597	2649	2727	71.75	30	29.5	48.1	149	46.5
	76DR72363LGB_V21	2545	2621	2672	2753	71.75	36	29.5	48.1	174	54.75
	76DR72363RGB_V21*	2545	2621	2672	2753	71.75	36	29.5	48.1	174	54.75
	76DR78303LGB_V21	2576	2654	2705	2785	71.75	30	29.5	53	149	46.5
	76DR78303RGB_V21	2576	2654	2705	2785	71.75	30	29.5	53	149	46.5
	76DR78363LGB_V21	3090	3182	3244	3342	71.75	36	29.5	53	174	54.75
	76DR78363RGB_V21	3090	3182	3244	3342	71.75	36	29.5	53	174	54.75
	76DR84303LGB_V21	2785	2867	2924	3011	83.75	30	29.5	60	165	53.75
	76DR84303RGB_V21	2785	2867	2924	3011	83.75	30	29.5	60	165	53.75
	76DR84363LGB_V21	3342	3441	3509	3613	83.75	36	29.5	60	165	53.75
76DR84363RGB_V21	3342	3441	3509	3613	83.75	36	29.5	60	165	53.75	
Rectangular Desk Runoffs with Wood Modesty Panel for 3/4 Ht. Credenzas, Legs 	76DR60303LLG_V21	2166	2230	2274	2342	59.75	30	29.5	35	109	16
	76DR60303RLG_V21	2166	2230	2274	2342	59.75	30	29.5	35	109	16
	76DR66303LLG_V21	2209	2273	2318	2386	65.75	30	29.5	41	118	17.5
	76DR66303RLG_V21	2209	2273	2318	2386	65.75	30	29.5	41	118	17.5
	76DR72303LLG_V21	2287	2357	2405	2476	71.75	30	29.5	47	126	18.5
	76DR72303RLG_V21	2287	2357	2405	2476	71.75	30	29.5	47	126	18.5
	76DR72363LLG_V21	2310	2381	2427	2497	71.75	36	29.5	47	145	21.5
	76DR72363RLG_V21*	2310	2381	2427	2497	71.75	36	29.5	47	145	21.5
	76DR78303LLG_V21	2361	2432	2480	2554	71.75	30	29.5	53	126	18.5
	76DR78303RLG_V21	2361	2432	2480	2554	71.75	30	29.5	53	126	18.5
	76DR78363LLG_V21	2833	2919	2973	3066	71.75	36	29.5	53	145	21.5
	76DR78363RLG_V21	2833	2919	2973	3066	71.75	36	29.5	53	145	21.5
	76DR84303LLG_V21	2527	2605	2654	2735	83.75	30	29.5	59	142	21.5
	76DR84303RLG_V21	2527	2605	2654	2735	83.75	30	29.5	59	142	21.5
	76DR84363LLG_V21	3032	3122	3185	3279	83.75	36	29.5	59	142	21.5
76DR84363RLG_V21	3032	3122	3185	3279	83.75	36	29.5	59	142	21.5	
Desk Runoffs with Wood Modesty Panel for 3/4 Ht. Credenzas, Disc Base 	76DR60303LDB_V21	1947	2006	2045	2107	59.75	30	29.5	21.5	109	16
	76DR60303RDB_V21	1947	2006	2045	2107	59.75	30	29.5	21.5	109	16
	76DR66303LDB_V21	1989	2051	2088	2149	65.75	30	29.5	27.5	118	17.5
	76DR66303RDB_V21	1989	2051	2088	2149	65.75	30	29.5	27.5	118	17.5
	76DR72303LDB_V21	2070	2133	2173	2240	71.75	30	29.5	33.5	126	18.5
	76DR72303RDB_V21	2070	2133	2173	2240	71.75	30	29.5	33.5	126	18.5
	76DR72363LDB_V21	2091	2157	2196	2264	71.75	36	29.5	30	145	21.5
	76DR72363RDB_V21*	2091	2157	2196	2264	71.75	36	29.5	30	145	21.5
	76DR78303LDB_V21	2144	2210	2252	2319	71.75	30	29.5	39	126	18.5
	76DR78303RDB_V21	2144	2210	2252	2319	71.75	30	29.5	39	126	18.5
	76DR78363LDB_V21	2614	2695	2745	2829	71.75	36	29.5	36	145	21.5
	76DR78363RDB_V21	2614	2695	2745	2829	71.75	36	29.5	36	145	21.5
	76DR84303LDB_V21	2916	3003	3061	3155	83.75	30	29.5	45	142	21.5
	76DR84303RDB_V21	2916	3003	3061	3155	83.75	30	29.5	45	142	21.5
	76DR84363LDB_V21	3430	3534	3687	3710	83.75	36	29.5	42	142	21.5
76DR84363RDB_V21	3430	3534	3687	3710	83.75	36	29.5	42	142	21.5	

ORDERING NOTES:

Add -20 before V21 when runoff is to be used with a 20" deep credenza.

Add -24 before V21 when runoff is to be used with a 24" deep credenza

ORDERING PROCEDURE

To order, please specify the following:

- 1) Krug product model number
- 2) Wood species and finish, see Page 11
- 3) Wood edge detail- I, H, L or P, see Page 3
- 4) Pull style, see page 4
- 5) Grommet location if applicable

*Indicates model illustrated by line drawing.

CODE DESCRIPTION

L - left hand position
 R - right hand position
 GB - gable support
 LG - legs support
 DB - disc base support
 V21 - 1/2 height floating wood modesty panel

STANDARD FINISHES

For a complete list of standard wood finishes please see Page 117.

GROMMETS

One grommet in standard position is optional at no charge. Additional rectangular grommets are available at an upcharge of **\$152 list.**

ARTEMIS | DESK RUNOFFS FOR 3/4 HEIGHT CREDENZAS

Description	Model	Rift Oak or	Rift Oak or	C,M,W w/		W	D	H	KW	Shipping Cubic	
		Palette w/ Lam Top & Polymer Edge	Palette w/ Wood or Lam Top & Wood Edge	C,M,W w/ Lam Top & Polymer Edge	C,M,W w/ Wood or Lam Top & Wood Edge					Weight	Feet
Rectangular Desk	76DR60303L4F_V21	3397	3498	3565	3672	59.75	30	29.5	22	181	39
Runoffs with Wood	76DR60303R4F_V21	3397	3498	3565	3672	59.75	30	29.5	22	181	39
Modesty Panel for	76DR66303L4F_V21	3435	3539	3608	3715	65.75	30	29.5	28	190	43
3/4 Ht.Credenzas,	76DR66303R4F_V21	3435	3539	3608	3715	65.75	30	29.5	28	190	43
4/4 Pedestal	76DR72303L4F_V21	3519	3626	3696	3806	71.75	30	29.5	33.5	199	46.5
Support	76DR72303R4F_V21	3519	3626	3696	3806	71.75	30	29.5	33.5	199	46.5
	76DR72363L4F_V21*	3594	3701	3772	3886	71.75	30	29.5	33.5	217	54.5
	76DR72363R4F_V21	3594	3701	3772	3886	71.75	30	29.5	33.5	217	54.5
	76DR78303L4F_V21	3520	3627	3697	3809	71.75	30	29.5	53	199	46.5
	76DR78303R4F_V21	3520	3627	3697	3809	71.75	30	29.5	53	199	46.5
	76DR78363L4F_V21	4223	4350	4435	4567	71.75	30	29.5	53	217	54.5
	76DR78363R4F_V21	4223	4350	4435	4567	71.75	30	29.5	53	217	54.5
	76DR84303L4F_V21	3757	3870	3946	4064	83.75	30	29.5	45.5	215	53.75
	76DR84303R4F_V21	3757	3870	3946	4064	83.75	30	29.5	45.5	215	53.75
	76DR84363L4F_V21	4509	4644	4735	4877	83.75	36	29.5	45.5	215	53.75
	76DR84363R4F_V21	4509	4644	4735	4877	83.75	36	29.5	45.5	215	53.75



Rectangular Desk	76DRPM60303L3F_V21	4048	4171	4251	4379	59.75	36	29.5	27.5	248	51
Runoffs with Wood	76DRPM60303R3F_V21	4048	4171	4251	4379	59.75	36	29.5	27.5	248	51
Modesty Panel for	76DRPM66303L3F_V21	4084	4206	4288	4417	65.75	36	29.5	33.5	259	55.5
3/4 Ht. Credenzas,	76DRPM66303R3F_V21	4084	4206	4288	4417	65.75	36	29.5	33.5	259	55.5
Extended 3/4	76DRPM72303L3F_V21	4173	4296	4382	4512	71.75	36	29.5	39.5	270	60
Pedestal Support	76DRPM72303R3F_V21	4173	4296	4382	4512	71.75	36	29.5	39.5	270	60
	76DRPM72363L3F_V21	4248	4377	4460	4593	71.75	42	29.5	39.5	307	69
	76DRPM72363R3F_V21*	4248	4377	4460	4593	71.75	42	29.5	39.5	307	69
	76DRPM78303L3F_V21	4112	4236	4317	4447	71.75	36	29.5	53	270	60
	76DRPM78303R3F_V21	4112	4236	4317	4447	71.75	36	29.5	53	270	60
	76DRPM78363L3F_V21	4932	5082	5181	5336	71.75	42	29.5	53	307	69
	76DRPM78363R3F_V21	4932	5082	5181	5336	71.75	42	29.5	53	307	69
	76DRPM84303L3F_V21	4436	4570	4658	4796	83.75	36	29.5	51.5	291	68.5
	76DRPM84303R3F_V21	4436	4570	4658	4796	83.75	36	29.5	51.5	291	68.5
	76DRPM84363L3F_V21	4510	4645	4736	4878	83.75	42	29.5	51.5	328	78.5
	76DRPM84363R3F_V21	4510	4645	4736	4878	83.75	42	29.5	51.5	328	78.5



ORDERING NOTES:

Add -20 before V21 when runoff is to be used with a 20" deep credenza

Add -24 before V21 when runoff is to be used with a 24" deep credenza

DIMENSION KEY

W - width
D - depth
H - height

CODE DESCRIPTION

L - left hand position
R - right hand position
4F - full height pedestal, 2 box, 1 file drawer
3F - 3/4 height pedestal, 1 box, 1 file drawer
V21 - 1/2 height floating wood modesty panel

STANDARD FINISHES

For a complete list of standard wood finishes please see Page 117.

ARTEMIS | DESK RUNOFFS FOR 3/4 HEIGHT CREDENZAS

Description	Model	Rift Oak or	Rift Oak or	C,M,W w/	C,M,W w/	W	D	H	KW	Shipping Weight	Cubic Feet
		Palette w/ Lam Top & Polymer Edge	Palette w/ Wood Lam Top & Wood Edge	C,M,W w/ Lam Top & Polymer Edge	C,M,W w/ Wood Lam Top & Wood Edge						
Rectangular Desk	76DR60303LGB_V29	2819	2904	2959	3049	59.75	30	29.5	36.4	132	39.25
Runoffs with Acrylic	76DR60303RGB_V29	2819	2904	2959	3049	59.75	30	29.5	36.4	132	39.25
Modesty Panel for 3/4 Ht. Credenzas, Gable	76DR66303LGB_V29	2894	2984	3039	3133	65.75	30	29.5	42	141	42.75
	76DR66303RGB_V29	2894	2984	3039	3133	65.75	30	29.5	42	141	42.75
	76DR72303LGB_V29	3027	3115	3179	3271	71.75	30	29.5	48.1	149	46.5
	76DR72303RGB_V29	3027	3115	3179	3271	71.75	30	29.5	48.1	149	46.5
	76DR72363LGB_V29	3052	3141	3203	3297	71.75	36	29.5	48.1	174	54.75
	76DR72363RGB_V29*	3052	3141	3203	3297	71.75	36	29.5	48.1	174	54.75
	76DR78303LGB_V29	2817	2902	2957	3045	71.75	30	29.5	53	149	46.5
	76DR78303RGB_V29	2817	2902	2957	3045	71.75	30	29.5	53	149	46.5
	76DR78363LGB_V29	3381	3483	3547	3655	71.75	36	29.5	53	174	54.75
	76DR78363RGB_V29	3381	3483	3547	3655	71.75	36	29.5	53	174	54.75
	76DR84303LGB_V29	3163	3259	3321	3423	83.75	30	29.5	60	165	53.75
	76DR84303RGB_V29	3163	3259	3321	3423	83.75	30	29.5	60	165	53.75
	76DR84363LGB_V29	3638	3745	3819	3934	83.75	36	29.5	60	165	53.75
	76DR84363RGB_V29	3638	3745	3819	3934	83.75	36	29.5	60	165	53.75



Rectangular Desk	76DR60303LLG_V29	2586	2663	2715	2795	59.75	30	29.5	35	109	16
Runoffs with Acrylic	76DR60303RLG_V29	2586	2663	2715	2795	59.75	30	29.5	35	109	16
Modesty Panel for 3/4 Ht. Credenzas, Legs	76DR66303LLG_V29	2668	2746	2802	2884	65.75	30	29.5	41	118	17.5
	76DR66303RLG_V29	2668	2746	2802	2884	65.75	30	29.5	41	118	17.5
	76DR72303LLG_V29	2791	2877	2932	3021	71.75	30	29.5	47	126	18.5
	76DR72303RLG_V29	2791	2877	2932	3021	71.75	30	29.5	47	126	18.5
	76DR72363LLG_V29	2815	2898	2955	3042	71.75	36	29.5	47	145	21.5
	76DR72363RLG_V29*	2815	2898	2955	3042	71.75	36	29.5	47	145	21.5
	76DR78303LLG_V29	2817	2902	2957	3045	71.75	30	29.5	53	126	18.5
	76DR78303RLG_V29	2817	2902	2957	3045	71.75	30	29.5	53	126	18.5
	76DR78363LLG_V29	3381	3483	3547	3655	71.75	36	29.5	53	145	21.5
	76DR78363RLG_V29	3381	3483	3547	3655	71.75	36	29.5	53	145	21.5
	76DR84303LLG_V29	3115	3209	3271	3369	83.75	30	29.5	59	142	21.5
	76DR84303RLG_V29	3115	3209	3271	3369	83.75	30	29.5	59	142	21.5
	76DR84363LLG_V29	3739	3849	3924	4041	83.75	36	29.5	59	142	21.5
	76DR84363RLG_V29	3739	3849	3924	4041	83.75	36	29.5	59	142	21.5



ORDERING NOTES:

Add -20 before V21 when runoff is to be used with a 20" deep credenza

Add -24 before V21 when runoff is to be used with a 24" deep credenza

ORDERING PROCEDURE

To order, please specify the following:

- 1) Krug product model number
- 2) Wood species and finish, see Page 11
- 3) Wood edge detail- I,H, L or P, see Page 3
- 4) Pull style, see Page 4
- 5) Grommet location if applicable

CODE DESCRIPTION

L - left hand position
 R - right hand position
 GB - gable support
 LG - legs support
 V29 - 1/2 height floating acrylic modesty panel

STANDARD FINISHES

For a complete list of standard wood finishes please see Page 117.

GROMMETS

One grommet in standard position is optional at no charge. Additional rectangular grommets are available at an upcharge of **\$152 list.**

ARTEMIS | DESK RUNOFFS FOR 3/4 HEIGHT CREDENZAS

Description	Model	Rift Oak or	Rift Oak or	C,M,W w/	C,M,W w/	W	D	H	KW	Shipping Cubic	
		Palette w/ Lam Top & Polymer Edge	Palette w/ Wood Lam Top & Wood Edge	C,M,W w/ Lam Top & Polymer Edge	C,M,W w/ Wood Lam Top & Wood Edge					Weight	Feet
Desk Runoffs with Acrylic Modesty Panel for 3/4 Ht. Credenzas, Disc Base	76DR60303LDB_V29	2368	2440	2487	2562	59.75	30	29.5	21.5	109	16
	76DR60303RDB_V29	2368	2440	2487	2562	59.75	30	29.5	21.5	109	16
	76DR66303LDB_V29	2449	2523	2570	2649	65.75	30	29.5	27.5	118	17.5
	76DR66303RDB_V29	2449	2523	2570	2649	65.75	30	29.5	27.5	118	17.5
	76DR72303LDB_V29	2574	2652	2703	2783	71.75	30	29.5	33.5	126	18.5
	76DR72303RDB_V29	2574	2652	2703	2783	71.75	30	29.5	33.5	126	18.5
	76DR72363LDB_V29	2595	2672	2726	2807	71.75	36	29.5	30	145	21.5
	76DR72363RDB_V29*	2595	2672	2726	2807	71.75	36	29.5	30	145	21.5
	76DR78303LDB_V29	2597	2676	2728	2810	71.75	30	29.5	39	126	18.5
	76DR78303RDB_V29	2597	2676	2728	2810	71.75	30	29.5	39	126	18.5
	76DR78363LDB_V29	3162	3257	3320	3420	71.75	36	29.5	36	145	21.5
	76DR78363RDB_V29	3162	3257	3320	3420	71.75	36	29.5	36	145	21.5
	76DR84303LDB_V29	2898	2986	3042	3135	83.75	30	29.5	45	142	21.5
	76DR84303RDB_V29	2898	2986	3042	3135	83.75	30	29.5	45	142	21.5
	76DR84363LDB_V29	3520	3627	3697	3809	83.75	36	29.5	42	142	21.5
	76DR84363RDB_V29	3520	3627	3697	3809	83.75	36	29.5	42	142	21.5

Rectangular Desk Runoffs with Acrylic Modesty Panel for 3/4 Ht. Credenzas, 4/4 Pedestal	76DR60303L4F_V29	3818	3933	4008	4130	59.75	30	29.5	22	181	39
	76DR60303R4F_V29	3818	3933	4008	4130	59.75	30	29.5	22	181	39
	76DR66303L4F_V29	3899	4019	4095	4217	65.75	30	29.5	28	190	43
	76DR66303R4F_V29	3899	4019	4095	4217	65.75	30	29.5	28	190	43
	76DR72303L4F_V29	4022	4142	4222	4350	71.75	30	29.5	33.5	199	46.5
	76DR72303R4F_V29	4022	4142	4222	4350	71.75	30	29.5	33.5	199	46.5
	76DR72363L4F_V29	4097	4219	4299	4429	71.75	30	29.5	33.5	217	54.5
	76DR72363R4F_V29*	4097	4219	4299	4429	71.75	30	29.5	33.5	217	54.5
	76DR78303L4F_V29	3977	4095	4176	4297	71.75	30	29.5	53	199	46.5
	76DR78303R4F_V29	3977	4095	4176	4297	71.75	30	29.5	53	199	46.5
	76DR78363L4F_V29	4772	4917	5009	5160	71.75	30	29.5	53	217	54.5
	76DR78363R4F_V29	4772	4917	5009	5160	71.75	30	29.5	53	217	54.5
	76DR84303L4F_V29	4347	4477	4564	4702	83.75	30	29.5	45.5	215	53.75
	76DR84303R4F_V29	4347	4477	4564	4702	83.75	30	29.5	45.5	215	53.75
	76DR84363L4F_V29	5216	5370	5477	5640	83.75	36	29.5	45.5	215	53.75
	76DR84363R4F_V29	5216	5370	5477	5640	83.75	36	29.5	45.5	215	53.75

ORDERING NOTES:

Add -20 before V29 when runoff is to be used with a 20" deep credenza
 Add -24 before V29 when runoff is to be used with a 24" deep credenza

DIMENSION KEY

W - width
 D - depth
 H - height
 KW - kneehole width
 Dimensions are in inches and approximate.
 Contact Customer Service if dimensions are critical.

* Indicates model illustrated by the line drawing.

CODE DESCRIPTION

L - left hand position
 R - right hand position
 DB - disc base support
 4F - 2 box, 1 file drawer
 V29 - 1/2 height floating acrylic modesty pane

STANDARD FINISHES

For a complete list of standard wood finishes please see Page 117.

ARTEMIS | DESK RUNOFFS FOR 3/4 HEIGHT CREDENZAS

Description	Model	Rift Oak or	Rift Oak or	C,M,W w/		W	D	H	KW	Shipping Weight	Cubic Feet
		Palette w/ Lam Top & Polymer Edge	Palette w/ Wood or Lam Top & Wood Edge	C,M,W w/ Lam Top & Polymer Edge	C,M,W w/ Wood or Lam Top & Wood Edge						
Rectangular Desk	76DRPM60303L3F_V29	4470	4606	4693	4835	59.75	36	29.5	27.5	248	51
Runoffs with Acrylic	76DRPM60303R3F_V29	4470	4606	4693	4835	59.75	36	29.5	27.5	248	51
Modesty Panel for	76DRPM66303L3F_V29	4547	4684	4777	4920	65.75	36	29.5	33.5	259	55.5
3/4 Ht. Credenzas,	76DRPM66303R3F_V29	4547	4684	4777	4920	65.75	36	29.5	33.5	259	55.5
Extended 3/4	76DRPM72303L3F_V29	4678	4817	4911	5059	71.75	36	29.5	39.5	270	60
Pedestal	76DRPM72303R3F_V29	4678	4817	4911	5059	71.75	36	29.5	39.5	270	60
	76DRPM72363L3F_V29*	4752	4893	4990	5139	71.75	42	29.5	39.5	307	69
	76DRPM72363R3F_V29	4752	4893	4990	5139	71.75	42	29.5	39.5	307	69
	76DRPM78303L3F_V29	4566	4706	4794	4941	71.75	36	29.5	53	270	60
	76DRPM78303R3F_V29	4566	4706	4794	4941	71.75	36	29.5	53	270	60
	76DRPM78363L3F_V29	4902	5050	5147	5302	71.75	42	29.5	53	307	69
	76DRPM78363R3F_V29	4902	5050	5147	5302	71.75	42	29.5	53	307	69
	76DRPM84303L3F_V29	5024	5174	5275	5434	83.75	36	29.5	51.5	291	68.5
	76DRPM84303R3F_V29	5024	5174	5275	5434	83.75	36	29.5	51.5	291	68.5
	76DRPM84363L3F_V29	5103	5256	5359	5517	83.75	42	29.5	51.5	328	78.5
	76DRPM84363R3F_V29	5103	5256	5359	5517	83.75	42	29.5	51.5	328	78.5



Rectangular Desk	76DR60303LGB_V24	3193	3290	3353	3455	59.75	30	29.5	36.4	132	39.25
Runoffs with Glass	76DR60303RGB_V24	3193	3290	3353	3455	59.75	30	29.5	36.4	132	39.25
Modesty Panel for	76DR66303LGB_V24	3252	3352	3415	3519	65.75	30	29.5	36.4	141	42.75
3/4 Ht. Credenzas,	76DR66303RGB_V24	3252	3352	3415	3519	65.75	30	29.5	36.4	141	42.75
Gable	76DR72303LGB_V24	3368	3469	3536	3642	71.75	30	29.5	48.1	149	46.5
	76DR72303RGB_V24	3368	3469	3536	3642	71.75	30	29.5	48.1	149	46.5
	76DR72363LGB_V24	3390	3493	3561	3668	71.75	36	29.5	48.1	174	54.75
	76DR72363RGB_V24*	3390	3493	3561	3668	71.75	36	29.5	48.1	174	54.75
	76DR78303LGB_V24	3523	3631	3701	3812	71.75	30	29.5	53	149	46.5
	76DR78303RGB_V24	3523	3631	3701	3812	71.75	30	29.5	53	149	46.5
	76DR78363LGB_V24	3866	3982	4060	4182	71.75	36	29.5	53	174	54.75
	76DR78363RGB_V24	3866	3982	4060	4182	71.75	36	29.5	53	174	54.75
	76DR84303LGB_V24	3693	3804	3878	3995	83.75	30	29.5	60	165	53.75
	76DR84303RGB_V24	3693	3804	3878	3995	83.75	30	29.5	60	165	53.75
	76DR84363LGB_V24	4284	4414	4498	4632	83.75	36	29.5	60	165	53.75
	76DR84363RGB_V24	4284	4414	4498	4632	83.75	36	29.5	60	165	53.75



ORDERING NOTES:

Add -20 before V29 when runoff is to be used with a 20" deep credenza
 Add -24 before V29 when runoff is to be used with a 24" deep credenza

ORDERING PROCEDURE

To order, please specify the following:

- 1) Krug product model number
- 2) Wood species and finish, see Page 11
- 3) Wood edge detail- L,H, L or P, see Page 3
- 4) Pull style, see Page 4
- 5) Grommet location if applicable

*Indicates model illustrated by line drawing.

CODE DESCRIPTION

L - left hand position
 R - right hand position
 3F - 1 box, 1 file drawer
 GB - gable support
 V29 - 1/2 height floating acrylic modesty panel
 V24 - 1/2 height glass modesty panel


STANDARD FINISHES


For a complete list of standard wood finishes please see Page 117.

GROMMETS

One grommet in standard position is optional at no charge. Additional rectangular grommets are available at an upcharge of **\$152 list.**

ARTEMIS | DESK RUNOFFS FOR 3/4 HEIGHT CREDENZAS

Description	Model	Rift Oak or	Rift Oak or	C,M,W w/	C,M,W w/	W	D	H	KW	Shipping Cubic	
		Palette w/ Lam Top & Polymer Edge	Palette w/ Wood or Lam Top & Wood Edge	C,M,W w/ Lam Top & Polymer Edge	C,M,W w/ Wood or Lam Top & Wood Edge					Weight	Feet
Rectangular Desk	76DR60303LLG_V24	2963	3053	3111	3205	59.75	30	29.5	35	109	16
Runoffs with Glass	76DR60303RLG_V24	2963	3053	3111	3205	59.75	30	29.5	35	109	16
Modesty Panel for	76DR66303LLG_V24	3029	3118	3181	3274	65.75	30	29.5	41	118	17.5
3/4 Ht.	76DR66303RLG_V24	3029	3118	3181	3274	65.75	30	29.5	41	118	17.5
Credenzas, Legs	76DR72303LLG_V24	3135	3231	3291	3389	71.75	30	29.5	47	126	18.5
	76DR72303RLG_V24	3135	3231	3291	3389	71.75	30	29.5	47	126	18.5
	76DR72363LLG_V24	3158	3249	3314	3412	71.75	36	29.5	47	145	21.5
	76DR72363RLG_V24*	3158	3249	3314	3412	71.75	36	29.5	47	145	21.5
	76DR78303LLG_V24	3266	3363	3429	3533	71.75	30	29.5	53	126	18.5
	76DR78303RLG_V24	3266	3363	3429	3533	71.75	30	29.5	53	126	18.5
	76DR78363LLG_V24	3279	3379	3444	3545	71.75	36	29.5	53	145	21.5
	76DR78363RLG_V24	3279	3379	3444	3545	71.75	36	29.5	53	145	21.5
	76DR84303LLG_V24	3435	3539	3608	3715	83.75	30	29.5	59	142	21.5
	76DR84303RLG_V24	3435	3539	3608	3715	83.75	30	29.5	59	142	21.5
	76DR84363LLG_V24	3899	4019	4095	4217	83.75	36	29.5	59	142	21.5
	76DR84363RLG_V24	3899	4019	4095	4217	83.75	36	29.5	59	142	21.5

Desk Runoffs with	76DR60303LDB_V24	2744	2827	2882	2968	59.75	30	29.5	21.5	109	16
Glass Modesty Panel	76DR60303RDB_V24	2744	2827	2882	2968	59.75	30	29.5	21.5	109	16
for 3/4 Ht.	76DR66303LDB_V24	2810	2894	2952	3039	65.75	30	29.5	27.5	118	17.5
Credenzas, Disc	76DR66303RDB_V24	2810	2894	2952	3039	65.75	30	29.5	27.5	118	17.5
Base	76DR72303LDB_V24	2917	3004	3062	3156	71.75	30	29.5	33.5	126	18.5
	76DR72303RDB_V24	2917	3004	3062	3156	71.75	30	29.5	33.5	126	18.5
	76DR72363LDB_V24	2937	3027	3084	3179	71.75	36	29.5	30	145	21.5
	76DR72363RDB_V24*	2937	3027	3084	3179	71.75	36	29.5	30	145	21.5
	76DR78303LDB_V24	3047	3138	3200	3294	71.75	30	29.5	39	126	18.5
	76DR78303RDB_V24	3047	3138	3200	3294	71.75	30	29.5	39	126	18.5
	76DR78363LDB_V24	3061	3155	3215	3312	71.75	36	29.5	36	145	21.5
	76DR78363RDB_V24	3061	3155	3215	3312	71.75	36	29.5	36	145	21.5
	76DR84303LDB_V24	3219	3315	3381	3483	83.75	30	29.5	45	142	21.5
	76DR84303RDB_V24	3219	3315	3381	3483	83.75	30	29.5	45	142	21.5
	76DR84363LDB_V24	3683	3792	3866	3982	83.75	36	29.5	42	142	21.5
	76DR84363RDB_V24	3683	3792	3866	3982	83.75	36	29.5	42	142	21.5

ORDERING NOTES:

Add -20 before V24 when runoff is to be used with a 20" deep credenza
 Add -24 before V24 when runoff is to be used with a 24" deep credenza

DIMENSION KEY

W - width
 D - depth
 H - height

CODE DESCRIPTION

L - left hand position
 R - right hand position
 LG - legs support
 DB - disc base support
 V24 - 1/2 height glass modesty panel

STANDARD FINISHES

For a complete list of standard wood finishes please see Page 117.

ARTEMIS | DESK RUNOFFS FOR 3/4 HEIGHT CREDENZAS

Description	Model	Rift Oak or	Rift Oak or	C,M,W w/	C,M,W w/	W	D	H	KW	Shipping Weight	Cubic Feet
		Palette w/ Lam Top & Polymer Edge	Palette w/ Wood or Lam Top & Wood Edge	C,M,W w/ Lam Top & Polymer Edge	C,M,W w/ Wood or Lam Top & Wood Edge						
Rectangular Desk	76DR60303L4F_V24	4192	4318	4401	4533	59.75	30	29.5	22	181	39
Runoffs with Glass	76DR60303R4F_V24	4192	4318	4401	4533	59.75	30	29.5	22	181	39
Modesty Panel for	76DR66303L4F_V24	4259	4387	4471	4606	65.75	30	29.5	28	190	43
3/4 Ht. Credenzas,	76DR66303R4F_V24	4259	4387	4471	4606	65.75	30	29.5	28	190	43
4/4 Pedestal	76DR72303L4F_V24	4365	4496	4583	4720	71.75	30	29.5	33.5	199	46.5
	76DR72303R4F_V24	4365	4496	4583	4720	71.75	30	29.5	33.5	199	46.5
	76DR72363L4F_V24	4439	4572	4663	4799	71.75	30	29.5	33.5	217	54.5
	76DR72363R4F_V24*	4439	4572	4663	4799	71.75	30	29.5	33.5	217	54.5
	76DR78303L4F_V24	4423	4558	4644	4784	71.75	30	29.5	53	199	46.5
	76DR78303R4F_V24	4423	4558	4644	4784	71.75	30	29.5	53	199	46.5
	76DR78363L4F_V24	5093	5245	5347	5507	71.75	30	29.5	53	217	54.5
	76DR78363R4F_V24	5093	5245	5347	5507	71.75	30	29.5	53	217	54.5
	76DR84303L4F_V24	4667	4810	4900	5047	83.75	30	29.5	45.5	215	53.75
	76DR84303R4F_V24	4667	4810	4900	5047	83.75	30	29.5	45.5	215	53.75
	76DR84363L4F_V24	5374	5538	5646	5814	83.75	36	29.5	45.5	215	53.75
	76DR84363R4F_V24	5374	5538	5646	5814	83.75	36	29.5	45.5	215	53.75



Rectangular Desk	76DRPM60303L3F_V24	4844	4990	5086	5240	59.75	36	29.5	27.5	248	51
Runoffs with Glass	76DRPM60303R3F_V24	4844	4990	5086	5240	59.75	36	29.5	27.5	248	51
Modesty Panel for	76DRPM66303L3F_V24	4904	5053	5150	5305	65.75	36	29.5	33.5	259	55.5
3/4 Ht. Credenzas,	76DRPM66303R3F_V24	4904	5053	5150	5305	65.75	36	29.5	33.5	259	55.5
Extended	76DRPM72303L3F_V24	5021	5170	5272	5428	71.75	36	29.5	39.5	270	60
3/4 Pedestal	76DRPM72303R3F_V24	5021	5170	5272	5428	71.75	36	29.5	39.5	270	60
	76DRPM72363L3F_V24*	5093	5245	5347	5507	71.75	42	29.5	39.5	307	69
	76DRPM72363R3F_V24	5093	5245	5347	5507	71.75	42	29.5	39.5	307	69
	76DRPM78303L3F_V24	5176	5328	5436	5587	71.75	36	29.5	53	270	60
	76DRPM78303R3F_V24	5176	5328	5436	5587	71.75	36	29.5	53	270	60
	76DRPM78363L3F_V24	5254	5407	5510	5681	71.75	42	29.5	53	307	69
	76DRPM78363R3F_V24	5254	5407	5510	5681	71.75	42	29.5	53	307	69
	76DRPM84303L3F_V24	5345	5506	5612	5782	83.75	36	29.5	51.5	291	68.5
	76DRPM84303R3F_V24	5345	5506	5612	5782	83.75	36	29.5	51.5	291	68.5
	76DRPM84363L3F_V24	5422	5584	5693	5865	83.75	42	29.5	51.5	328	78.5
	76DRPM84363R3F_V24	5422	5584	5693	5865	83.75	42	29.5	51.5	328	78.5



ORDERING NOTES:

Add -20 before V24 when runoff is to be used with a 20" deep credenza

Add -24 before V24 when runoff is to be used with a 24" deep credenza

ORDERING PROCEDURE

To order, please specify the following:

- 1) Krug product model number
- 2) Wood species and finish, see Page 11
- 3) Wood edge detail- I, H, L or P, see Page 3
- 4) Pull style, see Page 4
- 5) Grommet location if applicable

*Indicates model illustrated by line drawing.

CODE DESCRIPTION

L - left hand position
 R - right hand position
 4F - 2 box, 1 file drawer
 3F - 1 box, 1 file drawer
 V24 - 1/2 height glass modesty panel


STANDARD FINISHES


For a complete list of standard wood finishes please see Page 117.

GROMMETS

One grommet in standard position is optional at no charge. Additional rectangular grommets are available at an upcharge of **\$152 list.**

ARTEMIS | CURVILINEAR DESK RUNOFFS FOR 3/4 HEIGHT CREDENZAS

Description	Model	Rift Oak or	Rift Oak or	C,M,W w/		W	D	H	KW	Shipping Cubic	
		Palette w/ Lam Top & Polymer Edge	Wood or Lam Top & Wood Edge	C,M,W w/ Lam Top & Polymer Edge	Wood or Lam Top & Wood Edge					Weight	Feet
 Arc End Desk Runoffs no Modesty Panel for 3/4 Ht. Credenzas, Disc Base	76DRA60303LDB	1803	1857	1893	1949	59.75	30	29.5	21.5	109	16
	76DRA60303RDB	1803	1857	1893	1949	59.75	30	29.5	21.5	109	16
	76DRA66303LDB	1832	1884	1922	1980	65.75	30	29.5	27.5	118	17.5
	76DRA66303RDB	1832	1884	1922	1980	65.75	30	29.5	27.5	118	17.5
	76DRA72303LDB	1896	1954	1990	2053	71.75	30	29.5	33.5	126	18.5
	76DRA72303RDB	1896	1954	1990	2053	71.75	30	29.5	33.5	126	18.5
	76DRA72363LDB*	1918	1976	2014	2073	71.75	36	29.5	30	145	21.5
	76DRA72363RDB	1918	1976	2014	2073	71.75	36	29.5	30	145	21.5
	76DRA78303LDB	1988	2048	2087	2148	71.75	30	29.5	39	126	18.5
	76DRA78303RDB	1988	2048	2087	2148	71.75	30	29.5	39	126	18.5
	76DRA78363LDB	2271	2339	2384	2457	71.75	36	29.5	36	145	21.5
	76DRA78363RDB	2271	2339	2384	2457	71.75	36	29.5	36	145	21.5
	76DRA84303LDB	2569	2646	2698	2779	83.75	30	29.5	45	142	21.5
	76DRA84303RDB	2569	2646	2698	2779	83.75	30	29.5	45	142	21.5
	76DRA84363LDB	3084	3179	3239	3336	83.75	36	29.5	42	142	21.5
76DRA84363RDB	3084	3179	3239	3336	83.75	36	29.5	42	142	21.5	

 Arc End Desk Runoffs with Wood Modesty Panel for 3/4 Ht. Credenzas, Disc Base	76DRA60303LDB_V21	1947	2006	2045	2107	59.75	30	29.5	21.5	109	16
	76DRA60303RDB_V21	1947	2006	2045	2107	59.75	30	29.5	21.5	109	16
	76DRA66303LDB_V21	1989	2051	2088	2149	65.75	30	29.5	27.5	118	17.5
	76DRA66303RDB_V21	1989	2051	2088	2149	65.75	30	29.5	27.5	118	17.5
	76DRA72303LDB_V21	2070	2133	2173	2240	71.75	30	29.5	33.5	126	18.5
	76DRA72303RDB_V21	2070	2133	2173	2240	71.75	30	29.5	33.5	126	18.5
	76DRA72363LDB_V21*	2091	2157	2196	2264	71.75	36	29.5	30	145	21.5
	76DRA72363RDB_V21	2091	2157	2196	2264	71.75	36	29.5	30	145	21.5
	76DRA78303LDB_V21	2144	2210	2252	2319	71.75	30	29.5	39	126	18.5
	76DRA78303RDB_V21	2144	2210	2252	2319	71.75	30	29.5	39	126	18.5
	76DRA78363LDB_V21	2614	2695	2745	2829	71.75	36	29.5	36	145	21.5
	76DRA78363RDB_V21	2614	2695	2745	2829	71.75	36	29.5	36	145	21.5
	76DRA84303LDB_V21	2916	3003	3061	3155	83.75	30	29.5	45	142	21.5
	76DRA84303RDB_V21	2916	3003	3061	3155	83.75	30	29.5	45	142	21.5
	76DRA84363LDB_V21	3430	3534	3687	3710	83.75	36	29.5	42	142	21.5
76DRA84363RDB_V21	3430	3534	3687	3710	83.75	36	29.5	42	142	21.5	

ORDERING NOTES:

Add -20 before V21 when runoff is to be used with a 20" deep credenza

Add -24 before V21 when runoff is to be used with a 24" deep credenza

DIMENSION KEY

W - width
D - depth
H - height

CODE DESCRIPTION

L - left hand position
R - right hand position
DB - disc base support
V21 - 1/2 height floating wood modesty panel

STANDARD FINISHES

For a complete list of standard wood finishes please see Page 117.

ARTEMIS | CURVILINEAR DESK RUNOFFS FOR 3/4 HEIGHT CREDENZAS

Description	Model	Rift Oak or	Rift Oak or	C,M,W w/	C,M,W w/	W	D	H	KW	Shipping Weight	Cubic Feet
		Palette w/ Lam Top & Polymer Edge	Palette w/ Wood Lam Top & Wood Edge	C,M,W w/ Lam Top & Polymer Edge	C,M,W w/ Wood Lam Top & Wood Edge						
Arc End Desk Runoffs with Acrylic Modesty Panel for 3/4 Ht. Credenzas, Disc Base	76DRA60303LDB_V29	2368	2440	2487	2562	59.75	30	29.5	21.5	109	16
	76DRA60303RDB_V29	2368	2440	2487	2562	59.75	30	29.5	21.5	109	16
	76DRA66303LDB_V29	2449	2523	2570	2649	65.75	30	29.5	27.5	118	17.5
	76DRA66303RDB_V29	2449	2523	2570	2649	65.75	30	29.5	27.5	118	17.5
	76DRA72303LDB_V29	2574	2652	2703	2783	71.75	30	29.5	33.5	126	18.5
	76DRA72303RDB_V29	2574	2652	2703	2783	71.75	30	29.5	33.5	126	18.5
	76DRA72363LDB_V29*	2595	2672	2726	2807	71.75	36	29.5	30	145	21.5
	76DRA72363RDB_V29	2595	2672	2726	2807	71.75	36	29.5	30	145	21.5
	76DRA78303LDB_V29	2597	2676	2728	2810	71.75	30	29.5	39	126	18.5
	76DRA78303RDB_V29	2597	2676	2728	2810	71.75	30	29.5	39	126	18.5
	76DRA78363LDB_V29	3162	3257	3320	3420	71.75	36	29.5	36	145	21.5
	76DRA78363RDB_V29	3162	3257	3320	3420	71.75	36	29.5	36	145	21.5
	76DRA84303LDB_V29	2898	2986	3042	3135	83.75	30	29.5	45	142	21.5
	76DRA84303RDB_V29	2898	2986	3042	3135	83.75	30	29.5	45	142	21.5
	76DRA84363LDB_V29	3520	3627	3697	3809	83.75	36	29.5	42	142	21.5
	76DRA84363RDB_V29	3520	3627	3697	3809	83.75	36	29.5	42	142	21.5



Arc End Desk Runoffs with Glass Modesty Panel for 3/4 Ht. Credenzas, Disc Base	76DRA60303LDB_V24	2744	2827	2882	2968	59.75	30	29.5	21.5	109	16
	76DRA60303RDB_V24	2744	2827	2882	2968	59.75	30	29.5	21.5	109	16
	76DRA66303LDB_V24	2810	2894	2952	3039	65.75	30	29.5	27.5	118	17.5
	76DRA66303RDB_V24	2810	2894	2952	3039	65.75	30	29.5	27.5	118	17.5
	76DRA72303LDB_V24	2917	3004	3062	3156	71.75	30	29.5	33.5	126	18.5
	76DRA72303RDB_V24	2917	3004	3062	3156	71.75	30	29.5	33.5	126	18.5
	76DRA72363LDB_V24*	2937	3027	3084	3179	71.75	36	29.5	30	145	21.5
	76DRA72363RDB_V24	2937	3027	3084	3179	71.75	36	29.5	30	145	21.5
	76DRA78303LDB_V24	3047	3138	3200	3294	71.75	30	29.5	39	126	18.5
	76DRA78303RDB_V24	3047	3138	3200	3294	71.75	30	29.5	39	126	18.5
	76DRA78363LDB_V24	3061	3155	3215	3312	71.75	36	29.5	36	145	21.5
	76DRA78363RDB_V24	3061	3155	3215	3312	71.75	36	29.5	36	145	21.5
	76DRA84303LDB_V24	3219	3315	3381	3483	83.75	30	29.5	45	142	21.5
	76DRA84303RDB_V24	3219	3315	3381	3483	83.75	30	29.5	45	142	21.5
	76DRA84363LDB_V24	3683	3792	3866	3982	83.75	36	29.5	42	142	21.5
	76DRA84363RDB_V24	3683	3792	3866	3982	83.75	36	29.5	42	142	21.5



ORDERING NOTES:

Add -20 before V when runoff is to be used with a 20" deep credenza

Add -24 before V when runoff is to be used with a 24" deep credenza

ORDERING PROCEDURE

To order, please specify the following:

- 1) Krug product model number
- 2) Wood species and finish, see Page 11
- 3) Wood edge detail- I,H, L or P, see Page 3
- 4) Pull style, see Page 4
- 5) Grommet location if applicable

*Indicates model illustrated by line drawing.

CODE DESCRIPTION

L - left hand position
 R - right hand position
 DB - disc base support
 V29 - 1/2 height floating acrylic modesty panel
 V24 - 1/2 height glass modesty panel

STANDARD FINISHES

For a complete list of standard wood finishes please see Page 117.

GROMMETS

One grommet in standard position is optional at no charge. Additional rectangular grommets are available at an upcharge of **\$152 list.**

ARTEMIS | CURVILINEAR DESK RUNOFFS FOR 3/4 HEIGHT CREDENZAS

Description	Model	Rift Oak or	Rift Oak or	C,M,W w/		W	D	H	KW	Shipping Cubic	
		Palette w/ Lam Top & Polymer Edge	Wood or Lam Top & Wood Edge	C,M,W w/ Lam Top & Polymer Edge	Wood or Lam Top & Wood Edge					Weight	Feet
Bullet End Desk	76DRB60303LDB	1803	1857	1893	1949	59.75	30	29.5	21.5	109	16
Runoffs no Modesty	76DRB60303RDB	1803	1857	1893	1949	59.75	30	29.5	21.5	109	16
Panel for 3/4	76DRB66303LDB	1832	1884	1922	1980	65.75	30	29.5	27.5	118	17.5
Ht. Credenzas,	76DRB66303RDB	1832	1884	1922	1980	65.75	30	29.5	27.5	118	17.5
Disc Base	76DRB72303LDB	1896	1954	1990	2053	71.75	30	29.5	33.5	126	18.5
	76DRB72303RDB	1896	1954	1990	2053	71.75	30	29.5	33.5	126	18.5
	76DRB72363LDB*	1918	1976	2014	2073	71.75	36	29.5	30	145	21.5
	76DRB72363RDB	1918	1976	2014	2073	71.75	36	29.5	30	145	21.5
	76DRB78303LDB	1988	2048	2087	2148	71.75	30	29.5	39	126	18.5
	76DRB78303RDB	1988	2048	2087	2148	71.75	30	29.5	39	126	18.5
	76DRB78363LDB	2271	2339	2384	2457	71.75	36	29.5	36	145	21.5
	76DRB78363RDB	2271	2339	2384	2457	71.75	36	29.5	36	145	21.5
	76DRB84303LDB	2569	2646	2698	2779	83.75	30	29.5	45	142	21.5
	76DRB84303RDB	2569	2646	2698	2779	83.75	30	29.5	45	142	21.5
	76DRB84363LDB	3084	3179	3239	3336	83.75	36	29.5	42	142	21.5
	76DRB84363RDB	3084	3179	3239	3336	83.75	36	29.5	42	142	21.5



Bullet End Desk	76DRB60303LDB_V21	1947	2006	2045	2107	59.75	30	29.5	21.5	109	16
Runoffs with Wood	76DRB60303RDB_V21	1947	2006	2045	2107	59.75	30	29.5	21.5	109	16
Modesty Panel	76DRB66303LDB_V21	1989	2051	2088	2149	65.75	30	29.5	27.5	118	17.5
for 3/4 Ht.	76DRB66303RDB_V21	1989	2051	2088	2149	65.75	30	29.5	27.5	118	17.5
Credenzas,	76DRB72303LDB_V21	2070	2133	2173	2104	71.75	30	29.5	33.5	126	18.5
Disc Base	76DRB72303RDB_V21	2070	2133	2173	2104	71.75	30	29.5	33.5	126	18.5
	76DRB72363LDB_V21*	2091	2157	2196	2264	71.75	36	29.5	30	145	21.5
	76DRB72363RDB_V21	2091	2157	2196	2264	71.75	36	29.5	30	145	21.5
	76DRB78303LDB_V21	2144	2210	2252	2319	71.75	30	29.5	39	126	18.5
	76DRB78303RDB_V21	2144	2210	2252	2319	71.75	30	29.5	39	126	18.5
	76DRB78363LDB_V21	2614	2695	2745	2829	71.75	36	29.5	36	145	21.5
	76DRB78363RDB_V21	2614	2695	2745	2829	71.75	36	29.5	36	145	21.5
	76DRB84303LDB_V21	2916	3003	3061	3155	83.75	30	29.5	45	142	21.5
	76DRB84303RDB_V21	2916	3003	3061	3155	83.75	30	29.5	45	142	21.5
	76DRB84363LDB_V21	3430	3534	3687	3710	83.75	36	29.5	42	142	21.5
	76DRB84363RDB_V21	3430	3534	3687	3710	83.75	36	29.5	42	142	21.5



ORDERING NOTES:

Add -20 before V21 when runoff is to be used with a 20" deep credenza

Add -24 before V21 when runoff is to be used with a 24" deep credenza

DIMENSION KEY

W - width
D - depth
H - height

CODE DESCRIPTION

L - left hand position
R - right hand position
DB - disc base support
V21 - 1/2 height floating wood modesty panel

STANDARD FINISHES

For a complete list of standard wood finishes please see Page 117.

ARTEMIS | CURVILINEAR DESK RUNOFFS FOR 3/4 HEIGHT CREDENZAS

Description	Model	Rift Oak or	Rift Oak or	C,M,W w/	C,M,W w/	W	D	H	KW	Shipping Weight	Cubic Feet
		Palette w/ Lam Top & Polymer Edge	Palette w/ Wood Lam Top & Wood Edge	C,M,W w/ Polymer Edge	C,M,W w/ Wood Lam Top & Wood Edge						
Bullet End Desk Runoffs with Acrylic Modesty Panel for 3/4 Ht. Credenzas, Disc Base	76DRB60303LDB_V29	2368	2440	2487	2562	59.75	30	29.5	21.5	109	16
	76DRB60303RDB_V29	2368	2440	2487	2562	59.75	30	29.5	21.5	109	16
	76DRB66303LDB_V29	2449	2523	2570	2649	65.75	30	29.5	27.5	118	17.5
	76DRB66303RDB_V29	2449	2523	2570	2649	65.75	30	29.5	27.5	118	17.5
	76DRB72303LDB_V29	2574	2652	2703	2783	71.75	30	29.5	33.5	126	18.5
	76DRB72303RDB_V29	2574	2652	2703	2783	71.75	30	29.5	33.5	126	18.5
	76DRB72363LDB_V29*	2595	2672	2726	2807	71.75	36	29.5	30	145	21.5
	76DRB72363RDB_V29	2595	2672	2726	2807	71.75	36	29.5	30	145	21.5
	76DRB78303LDB_V29	2597	2676	2728	2810	71.75	30	29.5	39	126	18.5
	76DRB78303RDB_V29	2597	2676	2728	2810	71.75	30	29.5	39	126	18.5
	76DRB78363LDB_V29	3162	3257	3320	3420	71.75	36	29.5	36	145	21.5
	76DRB78363RDB_V29	3162	3257	3320	3420	71.75	36	29.5	36	145	21.5
	76DRB84303LDB_V29	2898	2986	3042	3135	83.75	30	29.5	45	142	21.5
	76DRB84303RDB_V29	2898	2986	3042	3135	83.75	30	29.5	45	142	21.5
	76DRB84363LDB_V29	3520	3627	3697	3809	83.75	36	29.5	42	142	21.5
	76DRB84363RDB_V29	3520	3627	3697	3809	83.75	36	29.5	42	142	21.5

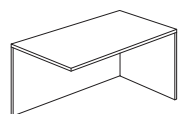


Bullet End Desk Runoffs with Glass Modesty Panel for 3/4 Ht. Credenzas, Disc Base	76DRB60303LDB_V24	2744	2827	2882	2968	59.75	30	29.5	21.5	109	16
	76DRB60303RDB_V24	2744	2827	2882	2968	59.75	30	29.5	21.5	109	16
	76DRB66303LDB_V24	2810	2894	2952	3039	65.75	30	29.5	27.5	118	17.5
	76DRB66303RDB_V24	2810	2894	2952	3039	65.75	30	29.5	27.5	118	17.5
	76DRB72303LDB_V24	2917	3004	3062	3156	71.75	30	29.5	33.5	126	18.5
	76DRB72303RDB_V24	2917	3004	3062	3156	71.75	30	29.5	33.5	126	18.5
	76DRB72363LDB_V24*	2937	3027	3084	3179	71.75	36	29.5	30	145	21.5
	76DRB72363RDB_V24	2937	3027	3084	3179	71.75	36	29.5	30	145	21.5
	76DRB78303LDB_V24	3047	3138	3200	3294	71.75	30	29.5	39	126	18.5
	76DRB78303RDB_V24	3047	3138	3200	3294	71.75	30	29.5	39	126	18.5
	76DRB78363LDB_V24	3061	3155	3215	3312	71.75	36	29.5	36	145	21.5
	76DRB78363RDB_V24	3061	3155	3215	3312	71.75	36	29.5	36	145	21.5
	76DRB84303LDB_V24	3219	3315	3381	3483	83.75	30	29.5	45	142	21.5
	76DRB84303RDB_V24	3219	3315	3381	3483	83.75	30	29.5	45	142	21.5
	76DRB84363LDB_V24	3683	3792	3866	3982	83.75	36	29.5	42	142	21.5
	76DRB84363RDB_V24	3683	3792	3866	3982	83.75	36	29.5	42	142	21.5



ORDERING NOTE: Add -20 before V when runoff is to be used with a 20" deep credenza Add -24 before V when runoff is to be used with a 24" deep credenza

Shell Return with Full Height Wood Modesty Panel	76SRH3024LX41	1185	1222	1244	1282	30	24	29.5	29	72.5	18
	76SRH3024RX41	1185	1222	1244	1282	30	24	29.5	29	72.5	18
	76SRH3624LX41	1266	1304	1330	1370	36	24	29.5	35	87	21.5
	76SRH3624RX41	1266	1304	1330	1370	36	24	29.5	35	87	21.5
	76SRH4224LX41	1415	1456	1484	1529	42	24	29.5	41	98	23
	76SRH4224RX41*	1415	1456	1484	1529	42	24	29.5	41	98	23
	76SRH4824LX41	1421	1464	1493	1537	48	24	29.5	47	108	26
	76SRH4824RX41	1421	1464	1493	1537	48	24	29.5	47	108	26
	76SRH5424LX41	1464	1509	1537	1584	54	24	29.5	53	114.5	32.5
	76SRH5424RX41	1464	1509	1537	1584	54	24	29.5	53	114.5	32.5
	76SRH6024LX41	1506	1554	1583	1631	59.75	24	29.5	65	124	36
	76SRH6024RX41	1506	1554	1583	1631	59.75	24	29.5	65	124	36
	76SRH6624LX41	1554	1597	1631	1677	65.75	24	29.5	65	133	39.5
	76SRH6624RX41	1554	1597	1631	1677	65.75	24	29.5	65	133	39.5
	76SRH7224LX41	1598	1645	1678	1730	71.75	24	29.5	71	142	43
	76SRH7224RX41	1598	1645	1678	1730	71.75	24	29.5	71	142	43



ORDERING PROCEDURE

To order, please specify the following:

- 1) Krug product model number
- 2) Wood species and finish, see Page 11
- 3) Wood edge detail- I,H, L or P, see Page 3
- 4) Pull style, see Page 4
- 5) Grommet location if applicable

CODE DESCRIPTION

L - left hand position
 R - right hand position
 DB - disc base support
 V29 - 1/2 height floating acrylic modesty panel
 V24 - 1/2 height glass modesty panel
 X41 - full height wood modesty panel

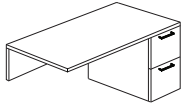
STANDARD FINISHES

For a complete list of standard wood finishes please see Page 117.

GROMMETS

One grommet in standard position is optional at no charge. Additional rectangular grommets are available at an upcharge of **\$152 list.**

Description	Model	Rift Oak or	Rift Oak or	C,M,W w/	C,M,W w/	W	D	H	KW	Shipping Cubic	
		Palette w/ Lam Top & Polymer Edge	Palette w/ Wood or Lam Top & Wood Edge	C,M,W w/ Lam Top & Polymer Edge	C,M,W w/ Wood or Lam Top & Wood Edge					Weight	Feet
Single Pedestal Return with 1/2 Height Fixed Wood Modesty Panel	76RH3620L4DX21	1960	2019	2059	2119	36	20	29.5	20	104	18.25
	76RH3620L4FX21	1960	2019	2059	2119	36	20	29.5	20	104	18.25
	76RH3620R4DX21	1960	2019	2059	2119	36	20	29.5	20	108	18.25
	76RH3620R4FX21	1960	2019	2059	2119	36	20	29.5	20	108	18.25
	76RH3624L4DX21	2024	2085	2126	2190	36	24	29.5	20	115	21.5
	76RH3624L4FX21	2024	2085	2126	2190	36	24	29.5	20	115	21.5
	76RH3624R4DX21	2024	2085	2126	2190	36	24	29.5	20	119	21.5
	76RH3624R4FX21	2024	2084	2121	2190	36	24	29.5	20	119	21.5
	76RH4220L4DX21	2504	2579	2630	2710	42	20	29.5	26	100	20
	76RH4220L4FX21	2504	2579	2630	2710	42	20	29.5	26	100	20
	76RH4220R4DX21*	2504	2579	2630	2710	42	20	29.5	26	100	20
	76RH4220R4FX21	2504	2579	2630	2710	42	20	29.5	26	100	20
	76RH4224L4DX21	2538	2596	2664	2744	42	24	29.5	26	104	23
	76RH4224L4FX21	2538	2596	2664	2744	42	24	29.5	26	104	23
	76RH4224R4DX21	2538	2596	2664	2744	42	24	29.5	26	104	23
	76RH4224R4FX21	2538	2596	2664	2744	42	24	29.5	26	104	23
	76RH4820L4DX21	2560	2618	2686	2769	48	20	29.5	32	104	22.5
	76RH4820R4DX21	2560	2618	2686	2769	48	20	29.5	32	104	22.5
	76RH4820L4FX21	2560	2618	2686	2769	48	20	29.5	32	104	22.5
	76RH4820R4FX21	2560	2618	2686	2769	48	20	29.5	32	104	22.5
	76RH4824L4DX21	2569	2630	2697	2779	48	24	29.5	32	108	26
	76RH4824R4DX21	2569	2630	2697	2779	48	24	29.5	32	108	26
	76RH4824L4FX21	2569	2630	2697	2779	48	24	29.5	32	108	26
	76RH4824R4FX21	2569	2630	2697	2779	48	24	29.5	32	108	26
	76RH5424L4DX21	2523	2597	2649	2727	54	24	29.5	38	138	32.5
	76RH5424L4FX21	2523	2597	2649	2727	54	24	29.5	38	138	32.5
	76RH5424R4DX21*	2523	2597	2649	2727	54	24	29.5	38	142	32.5
	76RH5424R4FX21	2523	2597	2649	2727	54	24	29.5	38	142	32.5
	76RH6024L4DX21	2595	2672	2726	2807	59.75	24	29.5	44	146	36
	76RH6024L4FX21	2595	2672	2726	2807	59.75	24	29.5	44	146	36
76RH6024R4DX21	2595	2672	2726	2807	59.75	24	29.5	44	150	36	
76RH6024R4FX21	2595	2672	2726	2807	59.75	24	29.5	44	150	36	
76RH6624L4DX21	2672	2753	2806	2891	65.75	24	29.5	50	158	39.5	
76RH6624L4FX21	2672	2753	2806	2891	65.75	24	29.5	50	158	39.5	
76RH6624R4DX21	2672	2753	2806	2891	65.75	24	29.5	50	162	39.5	
76RH6624R4FX21	2672	2753	2806	2891	65.75	24	29.5	50	162	39.5	
76RH7224L4DX21	2753	2837	2891	2978	71.75	24	29.5	56	166	43	
76RH7224L4FX21	2753	2837	2891	2978	71.75	24	29.5	56	166	43	
76RH7224R4DX21	2753	2837	2891	2978	71.75	24	29.5	56	170	43	
76RH7224R4FX21	2753	2837	2891	2978	71.75	24	29.5	56	170	43	



DIMENSION KEY

W - width
D - depth
H - height

CODE DESCRIPTION

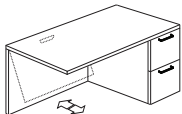
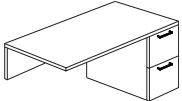
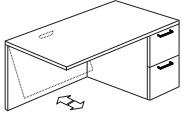
L - left hand position
R - right hand position
4D - 2 file drawers
4F - 2 box, 1 file drawer
X21 - 1/2 height fixed wood modesty panel

STANDARD FINISHES

For a complete list of standard wood finishes please see Page 117.

ARTEMIS | RETURNS

Description	Model	Rift Oak or	Rift Oak or	C,M,W w/	C,M,W w/	W	D	H	KW	Shipping Weight	Cubic Feet
		Palette w/ Lam Top & Polymer Edge	Palette w/ Wood Lam Top & Wood Edge	C,M,W w/ Lam Top & Polymer Edge	C,M,W w/ Wood Lam Top & Wood Edge						
Single Pedestal Return with Hinged Wood Modesty Panel	76RHY3620L4D	2220	2286	2332	2403	36	20	29.5	20	110	17.25
	76RHY3620L4F	2220	2286	2332	2403	36	20	29.5	20	110	17.25
	76RHY3620R4D	2220	2286	2332	2403	36	20	29.5	20	114	17.25
	76RHY3620R4F	2220	2286	2332	2403	36	20	29.5	20	114	17.25
	76RHY4220L4D	2756	2839	2894	2982	42	20	29.5	26	104	20
	76RHY4220L4F	2756	2839	2894	2982	42	20	29.5	26	104	20
	76RHY4220R4D	2756	2839	2894	2982	42	20	29.5	26	104	20
	76RHY4220R4F	2756	2839	2894	2982	42	20	29.5	26	104	20
	76RHY4224L4D	2791	2858	2933	3021	42	24	29.5	26	108	23
	76RHY4224L4F	2791	2858	2933	3021	42	24	29.5	26	108	23
	76RHY4224R4D*	2791	2858	2933	3021	42	24	29.5	26	108	23
	76RHY4224R4F	2791	2858	2933	3021	42	24	29.5	26	108	23
	76RHY4820L4D	2817	2882	2958	3045	48	20	29.5	32	108	22.5
	76RHY4820L4F	2817	2882	2958	3045	48	20	29.5	32	108	22.5
	76RHY4820R4D	2817	2882	2958	3045	48	20	29.5	32	108	22.5
	76RHY4820R4F	2817	2882	2958	3045	48	20	29.5	32	108	22.5
	76RHY4824L4D	2835	2902	2978	3067	48	24	29.5	32	112	26
	76RHY4824L4F	2835	2902	2978	3067	48	24	29.5	32	112	26
	76RHY4824R4D	2835	2902	2978	3067	48	24	29.5	32	112	26
	76RHY4824R4F	2835	2902	2978	3067	48	24	29.5	32	112	26
Single Pedestal Return for Table Desk, 1/2 Height Fixed Wood Modesty Panel	76RHTD4224L4FX21	2347	2418	2464	2538	42	24	29.5	26	61	23.25
	76RHTD4224R4FX21	2347	2418	2464	2538	42	24	29.5	26	61	23.25
	76RHTD4824L4FX21	2373	2443	2491	2566	48	24	29.5	32	67	26.25
	76RHTD4824R4FX21*	2373	2443	2491	2566	48	24	29.5	32	67	26.25
	76RHTD6024L4FX21	2398	2470	2520	2594	59.75	24	29.5	44	78	32.25
	76RHTD6024R4FX21	2398	2470	2520	2594	59.75	24	29.5	44	78	32.25
Single Pedestal Return for Table Desk, Full Height Hinged Wood Modesty Panel	76RHYTD4224L4FX41	2634	2714	2765	2848	42	24	29.5	26	98	23
	76RHYTD4224R4FX41	2634	2684	2718	2773	42	24	29.5	26	98	23
	76RHYTD4824L4FX41	2660	2741	2791	2878	48	24	29.5	32	108	26
	76RHYTD4824R4FX41*	2660	2713	2745	2802	48	24	29.5	32	108	26



ORDERING PROCEDURE

To order, please specify the following:

- 1) Krug product model number
- 2) Wood species and finish, see Page 11
- 3) Wood edge detail- I, H, L or P, see Page 3
- 4) Pull style, see Page 4
- 5) Grommet location if applicable

CODE DESCRIPTION

L - left hand position
 R - right hand position
 4D - 2 file drawers
 4F - 2 box, 1 file drawer
 X21 - 1/2 height fixed wood modesty panel
 X41 - full height wood modesty panel

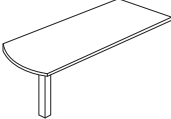
STANDARD FINISHES

For a complete list of standard wood finishes please see Page 117.

GROMMETS

One grommet in standard position is optional at no charge. Additional rectangular grommets are available at an upcharge of **\$152 list.**

ARTEMIS | CURVILINEAR RETURNS

Description	Model	Rift Oak or	Rift Oak or	C,M,W w/	C,M,W w/	W	D	H	KW	Shipping Weight	Cubic Feet
		Palette w/ Lam Top & Polymer Edge	Palette w/ Wood or Lam Top & Wood Edge	C,M,W w/ Lam Top & Polymer Edge	C,M,W w/ Wood or Lam Top & Wood Edge						
Arc Return with Square Wood Leg and no Modesty Panel 	76RHA4830LS1	1559	1607	1639	1686	47.75	30	29.5	30.75	58	8.5
	76RHA4830RS1	1559	1607	1639	1686	47.75	30	29.5	30.75	58	8.5
	76RHA4836LS1	1569	1618	1647	1698	47.75	36	29.5	27.75	66	9.5
	76RHA4836RS1	1569	1618	1647	1698	47.75	36	29.5	27.75	66	9.5
	76RHA5430LS1	1584	1632	1664	1713	53.75	30	29.5	36.75	63	9
	76RHA5430RS1	1584	1632	1664	1713	53.75	30	29.5	36.75	63	9
	76RHA5436LS1	1594	1642	1673	1724	53.75	36	29.5	33.75	71	10.5
	76RHA5436RS1	1594	1642	1673	1724	53.75	36	29.5	33.75	71	10.5
	76RHA6030LS1	1607	1654	1688	1736	59.75	30	29.5	42.75	68	10
	76RHA6030RS1	1607	1654	1688	1736	59.75	30	29.5	42.75	68	10
	76RHA6036LS1	1619	1667	1702	1751	59.75	36	29.5	39.75	77	11.5
	76RHA6036RS1	1619	1667	1702	1751	59.75	36	29.5	39.75	77	11.5
	76RHA6630LS1	1632	1677	1713	1764	65.75	30	29.5	48.75	99	10.75
	76RHA6630RS1	1632	1677	1713	1764	65.75	30	29.5	48.75	99	10.75
	76RHA6636LS1*	1647	1699	1732	1781	65.75	36	29.5	45.75	88	12.5
	76RHA6636RS1	1647	1699	1732	1781	65.75	36	29.5	45.75	88	12.5
	76RHA7230LS1	1693	1746	1778	1834	71.75	30	29.5	54.75	104	11.5
	76RHA7230RS1	1693	1746	1778	1834	71.75	30	29.5	54.75	104	11.5
	76RHA7236LS1	1735	1789	1822	1879	71.75	36	29.5	51.75	55	13.5
	76RHA7236RS1	1735	1789	1822	1879	71.75	36	29.5	51.75	55	13.5
	76RHA7830LS1	1844	1899	1936	1995	77.75	30	29.5	56.75	58	8.5
	76RHA7830RS1	1844	1899	1936	1995	77.75	30	29.5	56.75	58	8.5
	76RHA7836LS1	2004	2058	2106	2168	77.75	36	29.5	56.75	66	9.5
	76RHA7836RS1*	2004	2058	2106	2168	77.75	36	29.5	56.75	66	9.5
	76RHA8430LS1	1801	1855	1890	1946	83.75	30	29.5	66.75	114	13
	76RHA8430RS1	1801	1855	1890	1946	83.75	30	29.5	66.75	114	13
76RHA8436LS1	1819	1875	1911	1967	83.75	36	29.5	63.75	108	15	
76RHA8436RS1	1819	1875	1911	1967	83.75	36	29.5	63.75	108	15	

ORDERING NOTES:

All Returns with a "S1" at the end of the model number are available with a 4" diameter metal leg, please replace "S1" with a "D8" to the existing model number ie: 76RHA4830LD8. All returns with a "S1" at the end of the model number are available with a Panel Leg, please replace "S1" with "P1" in the model number ie: 76RHA4830LP1

DIMENSION KEY

W - width
D - depth
H - height

CODE DESCRIPTION

L - left hand position
R - right hand position
S1 - square wood leg
D8 - 4" diameter metal leg
P1 - panel leg


STANDARD FINISHES

For a complete list of standard wood finishes please see Page 117.

PALETTE FINISHES

Artemis Casegoods are available for full cases in a PALETTE finish for the same price as the Rift Oak with Polymer Edge column in the price guide.

ARTEMIS | CURVILINEAR RETURNS

Description	Model	Rift Oak or	Rift Oak or	C,M,W w/	C,M,W w/	W	D	H	KW	Shipping Weight	Cubic Feet	
		Palette w/ Lam Top & Polymer Edge	Palette w/ Wood or Lam Top & Wood Edge	C,M,W w/ Lam Top & Polymer Edge	C,M,W w/ Wood or Lam Top & Wood Edge							
	Arc Return with Disc	76RHA4830LDB	1918	1976	2014	2073	47.75	30	29.5	30.75	56	8.5
	Base and no Modesty Panel	76RHA4830RDB	1918	1976	2014	2073	47.75	30	29.5	30.75	56	8.5
		76RHA4836LDB	1928	1987	2026	2087	47.75	36	29.5	27.75	64	12
		76RHA4836RDB	1928	1987	2026	2087	47.75	36	29.5	27.75	64	12
		76RHA5430LDB	1944	2002	2040	2103	53.75	30	29.5	36.75	61	9
		76RHA5430RDB	1944	2002	2040	2103	53.75	30	29.5	36.75	61	9
		76RHA5436LDB	1954	2012	2053	2112	53.75	36	29.5	33.75	69	13
		76RHA5436RDB	1954	2012	2053	2112	53.75	36	29.5	33.75	69	13
		76RHA6030LDB	1965	2024	2063	2126	59.75	30	29.5	42.75	65	10
		76RHA6030RDB	1965	2024	2063	2126	59.75	30	29.5	42.75	65	10
		76RHA6036LDB	1980	2037	2079	2139	59.75	36	29.5	39.75	75	13.75
		76RHA6036RDB	1980	2037	2079	2139	59.75	36	29.5	39.75	75	13.75
		76RHA6630LDB	1989	2051	2088	2149	65.75	30	29.5	48.75	70	10.75
		76RHA6630RDB	1989	2051	2088	2149	65.75	30	29.5	48.75	70	10.75
		76RHA6636LDB*	2007	2066	2108	2170	65.75	36	29.5	45.75	93	14
		76RHA6636RDB	2007	2066	2108	2170	65.75	36	29.5	45.75	93	14
		76RHA7230LDB	2055	2114	2158	2220	71.75	30	29.5	54.75	79	11.5
		76RHA7230RDB	2055	2114	2158	2220	71.75	30	29.5	54.75	79	11.5
		76RHA7236LDB	2094	2160	2198	2266	71.75	36	29.5	51.75	100	15
		76RHA7236RDB	2094	2160	2198	2266	71.75	36	29.5	51.75	100	15
		76RHA7830LDB	2205	2271	2315	2384	77.75	30	29.5	56.75	84	13
		76RHA7830RDB	2205	2271	2315	2384	77.75	30	29.5	56.75	84	13
		76RHA7836LDB	2364	2434	2483	2557	77.75	36	29.5	53.75	106	16
		76RHA7836RDB	2364	2434	2483	2557	77.75	36	29.5	53.75	106	16
		76RHA8430LDB	2569	2646	2698	2779	83.75	30	29.5	66.75	89	14.5
		76RHA8430RDB	2569	2646	2698	2779	83.75	30	29.5	66.75	89	14.5
		76RHA8436LDB	3084	3179	3239	3336	83.75	36	29.5	63.75	113	17
		76RHA8436RDB	3084	3179	3239	3336	83.75	36	29.5	63.75	113	17

ORDERING PROCEDURE

To order, please specify the following:

- 1) Krug product model number
- 2) Wood species and finish, see Page 11
- 3) Wood edge detail- I, H, L or P, see Page 3
- 4) Pull style, see Page 4
- 5) Grommet location if applicable

*Indicates model illustrated by line drawing.

CODE DESCRIPTION

L - left hand pedestal position
 R - right hand pedestal position
 DB - disc base support
 D8- 4" metal leg

STANDARD FINISHES

For a complete list of standard wood finishes please see Page 117.

GROMMETS

One grommet in standard position is optional at no charge. Additional rectangular grommets are available at an upcharge of **\$152 list.**

ARTEMIS | CURVILINEAR RETURNS

Description	Model	Rift Oak or	Rift Oak or	C,M,W w/	C,M,W w/	W	D	H	KW	Shipping Cubic	
		Palette w/ Lam Top & Polymer Edge	Palette w/ Wood or Lam Top & Wood Edge	C,M,W w/ Lam Top & Polymer Edge	C,M,W w/ Wood or Lam Top & Wood Edge					Weight	Feet
Arc Return with	76RHA4830LV21S1	1685	1735	1769	1821	47.75	30	29.5	30.75	67	9
Square Wood Leg	76RHA4830RV21S1	1685	1735	1769	1821	47.75	30	29.5	30.75	67	9
and 1/2 Height	76RHA4836LV21S1	1695	1747	1779	1835	47.75	36	29.5	27.75	69	10
Floating Wood	76RHA4836RV21S1	1695	1747	1779	1835	47.75	36	29.5	27.75	69	10
Modesty Panel	76RHA5430LV21S1	1709	1761	1796	1849	53.75	30	29.5	36.75	73	10
	76RHA5430RV21S1	1709	1761	1796	1849	53.75	30	29.5	36.75	73	10
	76RHA5436LV21S1	1724	1776	1810	1863	53.75	36	29.5	33.75	75	11
	76RHA5436RV21S1	1724	1776	1810	1863	53.75	36	29.5	33.75	75	11
	76RHA6030LV21S1	1735	1789	1822	1879	59.75	30	29.5	42.75	80	11
	76RHA6030RV21S1	1735	1789	1822	1879	59.75	30	29.5	42.75	80	11
	76RHA6036LV21S1	1748	1802	1836	1892	59.75	36	29.5	39.75	82	12
	76RHA6036RV21S1	1748	1802	1836	1892	59.75	36	29.5	39.75	82	12
	76RHA6630LV21S1	1765	1817	1854	1908	65.75	30	29.5	48.75	128	12
	76RHA6630RV21S1	1765	1817	1854	1908	65.75	30	29.5	48.75	128	12
	76RHA6636LV21S1*	1780	1836	1870	1926	65.75	36	29.5	45.75	103	13
	76RHA6636RV21S1	1780	1836	1870	1926	65.75	36	29.5	45.75	103	13
	76RHA7230LV21S1	1828	1883	1921	1979	71.75	30	29.5	54.75	136	13
	76RHA7230RV21S1	1828	1883	1921	1979	71.75	30	29.5	54.75	136	13
	76RHA7236LV21S1	1871	1927	1965	2024	71.75	36	29.5	51.75	110	14
	76RHA7236RV21S1	1871	1927	1965	2024	71.75	36	29.5	51.75	110	14
	76RHA7830LV21S1	1884	1941	1980	2037	47.75	30	29.5	60.75	67	9
	76RHA7830RV21S1	1884	1941	1980	2037	47.75	30	29.5	60.75	67	9
	76RHA7836LV21S1	1921	1979	2017	2077	47.75	36	29.5	57.75	69	10
	76RHA7836RV21S1	1921	1979	2017	2077	47.75	36	29.5	57.75	69	10
	76RHA8430LV21S1	1938	1997	2033	2094	83.75	30	29.5	66.75	153	15
	76RHA8430RV21S1	1938	1997	2033	2094	83.75	30	29.5	66.75	153	15
	76RHA8436LV21S1	1966	2026	2063	2126	83.75	36	29.5	63.75	124	16
	76RHA8436RV21S1	1966	2026	2063	2126	83.75	36	29.5	63.75	124	16



ORDERING NOTES:

All Returns with a "S1" at the end of the model number are available with a 4" diameter metal leg, please replace "S1" with a "D8" to the existing model number ie: 76RH_6630LD8. All returns with a "S1" at the end of the model number are available with a Panel Leg, please replace "S1" with "P1" in the model number ie: 76RH_6630LP1

DIMENSION KEY

W - width
D - depth
H - height

CODE DESCRIPTION

L - left hand pedestal position
R - right hand pedestal position
V21 - 1/2 height floating wood modesty panel
S1- square wood leg
D8- 4" metal leg
P1- panel leg

STANDARD FINISHES

For a complete list of standard wood finishes please see Page 117.

ARTEMIS | CURVILINEAR RETURNS

Description	Model	Rift Oak or	Rift Oak or	C,M,W w/		W	D	H	KW	Shipping Weight	Cubic Feet
		Palette w/ Lam Top & Polymer Edge	Palette w/ Wood Lam Top & Wood Edge	C,M,W w/ Lam Top & Polymer Edge	C,M,W w/ Wood Lam Top & Wood Edge						
Arc Return with Disc Base and 1/2 Height Floating Wood Modesty Panel	76RHA4830LV21DB	2043	2106	2145	2211	47.75	30	29.5	30.75	56	8.5
	76RHA4830RV21DB	2043	2106	2145	2211	47.75	30	29.5	30.75	56	8.5
	76RHA4836LV21DB	2056	2117	2160	2221	47.75	36	29.5	27.75	64	12
	76RHA4836RV21DB	2056	2117	2160	2221	47.75	36	29.5	27.75	64	12
	76RHA5430LV21DB	2066	2132	2172	2238	53.75	30	29.5	36.75	61	9
	76RHA5430RV21DB	2066	2132	2172	2238	53.75	30	29.5	36.75	61	9
	76RHA5436LV21DB	2085	2146	2190	2253	53.75	36	29.5	33.75	69	13
	76RHA5436RV21DB	2085	2146	2190	2253	53.75	36	29.5	33.75	69	13
	76RHA6030LV21DB	2094	2160	2198	2266	59.75	30	29.5	42.75	65	10
	76RHA6030RV21DB	2094	2160	2198	2266	59.75	30	29.5	42.75	65	10
	76RHA6036LV21DB	2108	2170	2214	2280	59.75	36	29.5	39.75	75	13.75
	76RHA6036RV21DB	2108	2170	2214	2280	59.75	36	29.5	39.75	75	13.75
	76RHA6630RV21DB	2122	2186	2229	2297	65.75	30	29.5	48.75	70	10.75
	76RHA6630LV21DB	2122	2186	2229	2297	65.75	30	29.5	48.75	70	10.75
	76RHA6636LV21DB*	2139	2205	2247	2315	65.75	36	29.5	45.75	93	14
	76RHA6636RV21DB	2139	2205	2247	2315	65.75	36	29.5	45.75	93	14
	76RHA7230LV21DB	2190	2254	2298	2366	71.75	30	29.5	54.75	79	11.5
	76RHA7230RV21DB	2190	2254	2298	2366	71.75	30	29.5	54.75	79	11.5
	76RHA7236LV21DB	2230	2298	2342	2412	71.75	36	29.5	51.75	100	15
	76RHA7236RV21DB	2230	2298	2342	2412	71.75	36	29.5	51.75	100	15
	76RHA7830LV21DB	2542	2618	2670	2747	77.75	30	29.5	58.75	84	13
	76RHA7830RV21DB	2542	2618	2670	2747	77.75	30	29.5	58.75	84	13
	76RHA7836LV21DB	2698	2779	2833	2919	77.75	36	29.5	55.75	106	16
	76RHA7836RV21DB	2698	2779	2833	2919	77.75	36	29.5	55.75	106	16
	76RHA8430LV21DB	2916	3003	3061	3155	83.75	30	29.5	66.75	89	14.5
	76RHA8430RV21DB	2916	3003	3061	3155	83.75	30	29.5	66.75	89	14.5
	76RHA8436LV21DB	3430	3534	3603	3710	83.75	36	29.5	63.75	113	17
	76RHA8436RV21DB	3430	3534	3603	3710	83.75	36	29.5	63.75	113	17



Arc Return with Square Wood Leg and 1/2 Height Fixed Wood Modesty Panel	76RHA4836LX21S1	1695	1747	1779	1835	47.75	36	29.5	27.75	101	36.5
	76RHA4836RX21S1	1695	1747	1779	1835	47.75	36	29.5	27.75	101	36.5
	76RHA5436LX21S1	1724	1776	1810	1863	53.75	36	29.5	33.75	111	40.5
	76RHA5436RX21S1	1724	1776	1810	1863	53.75	36	29.5	33.75	111	40.5
	76RHA6036LX21S1	1748	1802	1836	1892	59.75	36	29.5	39.75	120	44.5
	76RHA6036RX21S1	1748	1802	1836	1892	59.75	36	29.5	39.75	120	44.5
	76RHA6636LX21S1*	1780	1836	1870	1926	65.75	36	29.5	45.75	128	50
	76RHA6636RX21S1	1780	1836	1870	1926	65.75	36	29.5	45.75	128	50
	76RHA7236LX21S1	1871	1927	1965	2024	71.75	36	29.5	51.75	136	54.75
	76RHA7236RX21S1	1871	1927	1965	2024	71.75	36	29.5	51.75	136	54.75
	76RHA7830LX21S1	1964	2023	2061	2124	77.75	30	29.5	57.75	149	58
	76RHA7830RX21S1	1964	2023	2061	2124	77.75	30	29.5	57.75	149	58
	76RHA7836LX21S1	1921	1979	2017	2077	77.75	36	29.5	57.75	150	36.5
	76RHA7836RX21S1	1921	1979	2017	2077	77.5	36	29.5	57.75	150	36.5
	76RHA8436LX21S1	1966	2026	2063	2126	83.75	36	29.5	63.75	153	63
	76RHA8436RX21S1	1966	2026	2063	2126	83.75	36	29.5	63.75	153	63



ORDERING NOTES:

All Returns with a "S1" at the end of the model number are available with a 4" diameter metal leg, please replace "S1" with a "D8" to the existing model number ie: 76RH_6630LD8. All returns with a "S1" at the end of the model number are available with a Panel Leg, please replace "S1" with "P1" in the model number ie: 76RH_6630LP1

ORDERING PROCEDURE

To order, please specify the following:

- 1) Krug product model number
- 2) Wood species and finish, see Page 11
- 3) Wood edge detail- I,H, L or P, see Page 3
- 4) Pull style, see Page 4
- 5) Grommet location if applicable

CODE DESCRIPTION

L - left hand pedestal position
 R - right hand pedestal position
 V21 - 1/2 height floating wood modesty panel
 DB - disc base support
 S1 - square wood leg
 D8- 4" metal leg
 P1 - panel leg



STANDARD FINISHES

For a complete list of standard wood finishes please see Page 117.

GROMMETS

One grommet in standard position is optional at no charge. Additional rectangular grommets are available at an upcharge of **\$152 list.**

ARTEMIS | CURVILINEAR RETURNS

Description	Model	Rift Oak or	Rift Oak or	C,M,W w/		W	D	H	KW	Shipping Cubic	
		Palette w/ Lam Top & Polymer Edge	Wood or Lam Top & Wood Edge	C,M,W w/ Lam Top & Polymer Edge	Wood or Lam Top & Wood Edge					Weight	Feet
	76RHA4830LV29S1	1685	1735	1769	1821	47.75	30	29.5	30.75	62	8.75
	76RHA4830RV29S1	1685	1735	1769	1821	47.75	30	29.5	30.75	62	8.75
	76RHA4836LV29S1	1695	1747	1779	1835	47.75	36	29.5	27.75	69	10
	76RHA4836RV29S1	1695	1747	1779	1835	47.75	36	29.5	27.75	69	10
	76RHA5430LV29S1	1709	1761	1796	1849	53.75	30	29.5	36.75	67	9
	76RHA5430RV29S1	1709	1761	1796	1849	53.75	30	29.5	36.75	67	9
	76RHA5436LV29S1	1724	1776	1810	1863	53.75	36	29.5	33.75	75	11
	76RHA5436RV29S1	1724	1776	1810	1863	53.75	36	29.5	33.75	75	11
	76RHA6030LV29S1	1735	1789	1822	1879	59.75	30	29.5	42.75	72	10
	76RHA6030RV29S1	1735	1789	1822	1879	59.75	30	29.5	42.75	72	10
	76RHA6036LV29S1	1748	1802	1836	1892	59.75	36	29.5	39.75	82	12
	76RHA6036RV29S1	1748	1802	1836	1892	59.75	36	29.5	39.75	82	12
	76RHA6630LV29S1	1765	1817	1854	1908	65.75	30	29.5	48.75	103	11.5
	76RHA6630RV29S1	1765	1817	1854	1908	65.75	30	29.5	48.75	103	11.5
	76RHA6636LV29S1*	1780	1836	1870	1926	65.75	36	29.5	45.75	103	13
	76RHA6636RV29S1	1780	1836	1870	1926	65.75	36	29.5	48.75	103	13
	76RHA7230LV29S1	1828	1883	1921	1979	71.75	30	29.5	54.75	110	12
	76RHA7230RV29S1	1828	1883	1921	1979	71.75	30	29.5	54.75	110	12
	76RHA7236LV29S1	1871	1927	1965	2024	71.75	36	29.5	51.75	110	14
	76RHA7236RV29S1	1871	1927	1965	2024	71.75	36	29.5	51.75	110	14
	76RHA7830LV29S1	1964	2023	2061	2124	77.5	30	29.5	58.75	62	8.75
	76RHA7830RV29S1	1964	2023	2061	2124	77.5	30	29.5	58.75	62	8.75
	76RHA7836LV29S1	1921	1979	2017	2077	77.5	36	29.5	55.75	69	10
	76RHA7836RV29S1	1921	1979	2017	2077	77.5	36	29.5	55.75	69	10
	76RHA8430LV29S1	1938	1997	2033	2094	83.75	30	29.5	66.75	124	14
	76RHA8430RV29S1	1938	1997	2033	2094	83.75	30	29.5	66.75	124	14
	76RHA8436LV29S1	1966	2026	2063	2126	83.75	36	29.5	63.75	124	16
	76RHA8436RV29S1	1966	2026	2063	2126	83.75	36	29.5	63.75	124	16
	76RHB4830LDB	1918	1976	2014	2073	47.75	30	29.5	30.75	56	8.5
	76RHB4830RDB	1918	1976	2014	2073	47.75	30	29.5	30.75	56	8.5
	76RHB4836LDB	1928	1987	2026	2087	47.75	36	29.5	27.75	64	12
	76RHB4836RDB	1928	1987	2026	2087	47.75	36	29.5	27.75	64	12
	76RHB5430LDB	1944	2002	2040	2103	53.75	30	29.5	36.75	61	9
	76RHB5430RDB	1944	2002	2040	2103	53.75	30	29.5	36.75	61	9
	76RHB5436LDB	1954	2012	2053	2112	53.75	36	29.5	33.75	69	13
	76RHB5436RDB	1954	2012	2053	2112	53.75	36	29.5	33.75	69	13
	76RHB6030LDB	1965	2024	2063	2126	59.75	30	29.5	42.75	65	10
	76RHB6030RDB	1965	2024	2063	2126	59.75	30	29.5	42.75	65	10
	76RHB6036LDB	1980	2037	2079	2139	59.75	36	29.5	39.75	75	13.75
	76RHB6036RDB	1980	2037	2079	2139	59.75	36	29.5	39.75	75	13.75
	76RHB6630RDB	1989	2051	2088	2149	65.75	30	29.5	48.75	70	10.75
	76RHB6630LDB	1989	2051	2088	2149	65.75	30	29.5	48.75	70	10.75
	76RHB6636LDB	2007	2066	2108	2170	65.75	36	29.5	54.75	93	14
	76RHB6636RDB	2007	2066	2108	2170	65.75	36	29.5	54.75	93	14
	76RHB7230LDB	2055	2114	2158	2220	71.75	30	29.5	51.75	79	11.5
	76RHB7230RDB*	2055	2114	2158	2220	71.75	30	29.5	51.75	79	11.5
76RHB7236LDB	2094	2160	2198	2266	71.75	36	29.5	58.75	100	15	
76RHB7236RDB	2094	2160	2198	2266	71.75	36	29.5	58.75	100	15	

DIMENSION KEY

W - width
D - depth
H - height




CODE DESCRIPTION

L - left hand pedestal position
R - right hand pedestal position
V29 - 1/2 height floating acrylic modesty panel
S1 - square wood leg
D8- 4" metal leg
P1- panel leg
DB - disc base support

STANDARD FINISHES

For a complete list of standard wood finishes please see Page 117.

ARTEMIS | CURVILINEAR RETURNS

Description	Model	Rift Oak or	Rift Oak or	C,M,W w/		W	D	H	KW	Shipping Weight	Cubic Feet
		Palette w/ Lam Top & Polymer Edge	Palette w/ Wood Lam Top & Wood Edge	C,M,W w/ Lam Top & Polymer Edge	C,M,W w/ Wood Lam Top & Wood Edge						
Bullet Return with Disc Base and no Modesty Panel continued 	76RHB7830LDB	2205	2271	2315	2384	77.75	30	29.5	58.75	84	13
	76RHB7830RDB	2205	2271	2315	2384	77.75	30	29.5	58.75	84	13
	76RHB7836LDB	2364	2434	2483	2557	77.75	36	29.5	55.75	106	16
	76RHB7836RDB	2364	2434	2483	2557	77.75	36	29.5	55.75	106	16
	76RHB8430LDB	2569	2646	2698	2779	83.75	30	29.5	66.75	89	14.5
	76RHB8430RDB	2569	2646	2698	2779	83.75	30	29.5	66.75	89	14.5
	76RHB8436LDB	3084	3179	3239	3336	83.75	36	29.5	63.75	113	17
	76RHB8436RDB	3084	3179	3239	3336	83.75	36	29.5	63.75	113	17
Bullet Return with Square Wood Leg and 1/2 Height Floating Wood Modesty Panel 	76RHB4830LV21S1	1685	1735	1769	1821	47.75	30	29.5	30	66	9
	76RHB4830RV21S1	1685	1735	1769	1821	47.75	30	29.5	30	66	9
	76RHB5430LV21S1	1709	1761	1796	1849	53.75	30	29.5	36	72	9.75
	76RHB5430RV21S1	1709	1761	1796	1849	53.75	30	29.5	36	72	9.75
	76RHB5436LV21S1	1723	1774	1809	1862	54	36	29.5	33	101	10
	76RHB5436RV21S1	1723	1774	1809	1862	54	36	29.5	33	101	10
	76RHB6030LV21S1	1735	1789	1822	1879	59.75	30	29.5	42	108	11
	76RHB6030RV21S1	1735	1789	1822	1879	59.75	30	29.5	42	108	11
	76RHB6630LV21S1*	1765	1817	1854	1908	65.75	30	29.5	48	115	12
	76RHB6630RV21S1	1765	1817	1854	1908	65.75	30	29.5	48	115	12
	76RHB7230LV21S1	1828	1883	1921	1979	71.75	30	29.5	54	122	13
	76RHB7230RV21S1	1828	1883	1921	1979	71.75	30	29.5	54	122	13
	76RHB7830LV21S1	1884	1942	1980	2037	77.75	30	29.5	60	129	14
	76RHB7830RV21S1	1884	1942	1980	2037	77.75	30	29.5	60	129	14
76RHB8430LV21S1	1938	1997	2033	2094	83.75	30	29.5	66	136	15	
76RHB8430RV21S1	1938	1997	2033	2094	83.75	30	29.5	66	136	15	
Bullet Return with Square Wood Leg and 1/2 Height Fixed Wood Modesty Panel 	76RHB4836LX21S1	1695	1747	1779	1835	47.75	36	29.5	27	71	36.5
	76RHB4836RX21S1	1695	1747	1779	1835	47.75	36	29.5	27	71	36.5
	76RHB5436LX21S1	1724	1776	1810	1863	53.75	36	29.5	33	78	40.5
	76RHB5436RX21S1	1724	1776	1810	1863	53.75	36	29.5	33	78	40.5
	76RHB6036LX21S1	1751	1804	1839	1894	59.75	36	29.5	39	117	46
	76RHB6036RX21S1	1751	1804	1839	1894	59.75	36	29.5	39	117	46
	76RHB6636LX21S1	1780	1836	1870	1926	65.75	36	29.5	45	125	50
	76RHB6636RX21S1*	1780	1836	1870	1926	65.75	36	29.5	45	125	50
	76RHB7236LX21S1	1871	1927	1965	2024	71.75	36	29.5	51	133	54.75
	76RHB7236RX21S1	1871	1927	1965	2024	71.75	36	29.5	51	133	54.75
	76RHB7836LX21S1	1921	1979	2017	2077	77.75	36	29.5	57	141	57
	76RHB7836RX21S1	1921	1979	2017	2077	77.75	36	29.5	57	141	57
76RHB8436LX21S1	1966	2026	2063	2126	83.75	36	29.5	63	150	63	
76RHB8436RX21S1	1966	2026	2063	2126	83.75	36	29.5	63	150	63	

ORDERING NOTES:

All Returns with a "S1" at the end of the model number are available with a 4" diameter metal leg, please replace "S1" with a "D8" to the existing model number ie: 76RH_6630LD8. All returns with a "S1" at the end of the model number are available with a Panel Leg, please replace "S1" with "P1" in the model number ie: 76RH_6630LP1

ORDERING PROCEDURE

To order, please specify the following:

- 1) Krug product model number
- 2) Wood species and finish, see Page 11
- 3) Wood edge detail- I,H, L or P, see Page 3
- 4) Pull style, see Page 4
- 5) Grommet location if applicable

*Indicates model illustrated by line drawing.

CODE DESCRIPTION

CODE DESCRIPTION

L - left hand pedestal position
 R - right hand pedestal position
 DB - disc base support
 X21 - 1/2 height fixed wood modesty panel
 V21 - 1/2 height floating wood modesty panel
 S1 - square wood leg
 D8- 4" metal leg
 P1- panel leg



STANDARD FINISHES

For a complete list of standard wood finishes please see Page 117.

GROMMETS

One grommet in standard position is optional at no charge. Additional rectangular grommets are available at an upcharge of **\$152 list.**

ARTEMIS | CURVILINEAR RETURNS

Description	Model	Rift Oak or	Rift Oak or	C,M,W w/		W	D	H	KW	Shipping Cubic	
		Palette w/ Lam Top & Polymer Edge	Palette w/ Wood or Lam Top & Wood Edge	C,M,W w/ Lam Top & Polymer Edge	C,M,W w/ Wood or Lam Top & Wood Edge					Weight	Feet
	76RHB4830LV29S1	1685	1735	1769	1821	47.75	30	29.5	30	60	9
	76RHB4830RV29S1	1685	1735	1769	1821	47.75	30	29.5	30	60	10.5
	76RHB4836LV29S1	1695	1747	1779	1835	47.75	36	29.5	27	66	10.5
	76RHB4836RV29S1	1695	1747	1779	1835	47.75	36	29.5	27	66	10.5
	76RHB5430LV29S1	1709	1761	1796	1849	53.75	30	29.5	36	65	9.75
	76RHB5430RV29S1	1709	1761	1796	1849	53.75	30	29.5	36	65	11.5
	76RHB5436LV29S1	1724	1776	1810	1863	53.75	36	29.5	33	72	11.5
	76RHB5436RV29S1	1724	1776	1810	1863	53.75	36	29.5	33	72	11.5
	76RHB6030LV29S1	1735	1789	1822	1879	59.75	30	29.5	42	87	10.5
	76RHB6030RV29S1*	1735	1789	1822	1879	59.75	30	29.5	42	87	10.5
	76RHB6036LV29S1	1751	1804	1839	1894	59.75	36	29.5	39	94	12
	76RHB6036RV29S1	1751	1804	1839	1894	59.75	36	29.5	39	94	12
	76RHB6630LV29S1	1765	1817	1854	1908	65.75	30	29.5	48	93	11.5
	76RHB6630RV29S1	1765	1817	1854	1908	65.75	30	29.5	48	93	11.5
	76RHB6636LV29S1	1780	1836	1870	1926	65.75	36	29.5	45	100	13
	76RHB6636RV29S1	1780	1836	1870	1926	65.75	36	29.5	45	100	13
	76RHB7230LV29S1	1828	1883	1921	1979	71.75	30	29.5	54	99	12
	76RHB7230RV29S1	1828	1883	1921	1979	71.75	30	29.5	54	99	12
	76RHB7236LV29S1	1871	1927	1965	2024	71.75	36	29.5	51	107	14
	76RHB7236RV29S1	1871	1927	1965	2024	71.75	36	29.5	51	107	14
	76RHB7830LV29S1	1884	1942	1980	2037	77.75	30	29.5	60	104	13
	76RHB7830RV29S1	1884	1942	1980	2037	77.75	30	29.5	60	104	13
	76RHB7836LV29S1	1921	1979	2017	2077	77.75	36	29.5	57	114	15
	76RHB7836RV29S1*	1921	1979	2017	2077	77.75	36	29.5	57	114	15
	76RHB8430LV29S1	1938	1997	2033	2094	83.75	30	29.5	66	110	14
	76RHB8430RV29S1	1938	1997	2033	2094	83.75	30	29.5	66	110	14
	76RHB8436LV29S1	1966	2026	2063	2126	83.75	36	29.5	63	120	16
	76RHB8436RV29S1	1966	2026	2063	2126	83.75	36	29.5	63	120	16
	76RHC4830LS1	1559	1607	1639	1686	47.75	32	29.5		54	36.5
	76RHC4830RS1	1559	1607	1639	1686	47.75	32	29.5		54	36.5
	76RHC5430LS1	1584	1633	1664	1713	53.75	32.5	29.5		59	40.5
	76RHC5430RS1	1584	1633	1664	1713	53.75	32.5	29.5		59	40.5
	76RHC6030LS1	1607	1657	1688	1736	59.75	33	29.5		64	44.5
	76RHC6030RS1	1607	1657	1688	1736	59.75	33	29.5		64	44.5
	76RHC6630LS1	1632	1678	1713	1764	65.75	33.5	29.5		69	49
	76RHC6630RS1*	1632	1678	1713	1764	65.75	33.5	29.5		69	49
	76RHC7230LS1	1693	1746	1778	1834	71.75	33.75	29.5		86	67
	76RHC7230RS1	1693	1746	1778	1834	71.75	33.75	29.5		86	67
	76RHC7830LS1	1756	1810	1844	1899	77.75	34.25	29.5		92	72.75
	76RHC7830RS1	1756	1810	1844	1899	77.75	34.25	29.5		92	72.75
	76RHC8430LS1	1819	1875	1911	1967	83.75	34.5	29.5		95	82.75
	76RHC8430RS1	1819	1875	1911	1967	83.75	34.5	29.5		95	82.75

ORDERING NOTES:

All Returns with a "S1" at the end of the model number are available with a 4" diameter metal leg, please replace "S1" with a "D8" to the existing model number ie: 76RH_6630LD8. All returns with a "S1" at the end of the model number are available with a Panel Leg, please replace "S1" with "P1" in the model number ie: 76RH_6630LP1

DIMENSION KEY

W - width
D - depth
H - height


CODE DESCRIPTION


L - left hand pedestal position
R - right hand pedestal position
S1 - square wood leg
P1 - panel leg
D8- 4" metal leg
V29 - 1/2 height floating acrylic modesty pane

STANDARD FINISHES

For a complete list of standard wood finishes please see Page 117.

ARTEMIS | RETURNS

Description	Model	Rift Oak or	Rift Oak or	C,M,W w/		W	D	H	KW	Shipping Weight	Cubic Feet
		Palette w/ Lam Top & Polymer Edge	Wood or Lam Top & Wood Edge	C,M,W w/ Lam Top & Polymer Edge	C,M,W w/ Wood or Lam Top & Wood Edge						
	76RHC4830LDB	1918	1976	2014	2073	47.75	30	29.5		56	8.5
	76RHC4830RDB	1918	1976	2014	2073	47.75	30	29.5		56	8.5
	76RHC5430LDB	1944	2002	2040	2103	53.75	30	29.5		61	9
	76RHC5430RDB	1944	2002	2040	2103	53.75	30	29.5		61	9
	76RHC6030LDB	1965	2024	2063	2126	59.75	30	29.5		65	10
	76RHC6030RDB	1965	2024	2063	2126	59.75	30	29.5		65	10
	76RHC6630RDB	1989	2048	2088	2148	65.75	30	29.5		70	10.75
	76RHC6630LDB*	1989	2048	2088	2148	65.75	30	29.5		70	10.75
	76RHC7230LDB	2055	2113	2154	2215	71.75	30	29.5		79	11.5
	76RHC7230RDB	2055	2113	2154	2215	71.75	30	29.5		79	11.5
	76RHC7830LDB	2117	2180	2221	2287	77.75	30	29.5		84	13
	76RHC7830RDB	2117	2180	2221	2287	77.75	30	29.5		84	13
	76RHC8430LDB	2705	2787	2839	2926	83.75	30	29.5		89	14.5
	76RHC8430RDB	2705	2787	2839	2926	83.75	30	29.5		89	14.5

	76RHDR4830L	1818	1872	1909	1966	47.75	30	29.5	43.75	91	36.5
	76RHDR4830R	1818	1872	1909	1966	47.75	30	29.5	43.75	91	36.5
	76RHDR4836L	1842	1898	1935	1993	47.75	36	29.5	43.75	96	36.5
	76RHDR4836R	1842	1898	1935	1993	47.75	36	29.5	43.75	96	36.5
	76RHDR5430L	1869	1924	1962	2020	53.75	30	29.5	49.75	99	40.5
	76RHDR5430R	1869	1924	1962	2020	53.75	30	29.5	49.75	99	40.5
	76RHDR5436L	1894	1953	1989	2051	53.75	36	29.5	49.75	104	40.5
	76RHDR5436R	1894	1953	1989	2051	53.75	36	29.5	49.75	104	40.5
	76RHDR6030L	1921	1979	2017	2077	59.75	30	29.5	55.75	106	44.5
	76RHDR6030R	1921	1979	2017	2077	59.75	30	29.5	55.75	106	44.5
	76RHDR6036L	1946	2004	2043	2105	59.75	36	29.5	55.75	111	44.5
	76RHDR6036R	1946	2004	2043	2105	59.75	36	29.5	55.75	111	44.5
	76RHDR6630L	1968	2029	2065	2131	65.75	30	29.5	61.75	112	49
	76RHDR6630R	1968	2029	2065	2131	65.75	30	29.5	61.75	112	49
	76RHDR6636L	1995	2056	2092	2158	65.75	36	29.5	61.75	117	50
	76RHDR6636R*	1995	2056	2092	2158	65.75	36	29.5	61.75	117	50
	76RHDR7230L	2020	2083	2121	2185	71.75	30	29.5	67.75	119	53
	76RHDR7230R	2020	2083	2121	2185	71.75	30	29.5	67.75	119	53
	76RHDR7236L	2046	2108	2147	2214	71.75	36	29.5	67.75	124	54.75
	76RHDR7236R	2046	2108	2147	2214	71.75	36	29.5	67.75	124	54.75
	76RHDR7830L	2072	2134	2174	2241	77.75	30	29.5	73.75	126	57
	76RHDR7830R	2072	2134	2174	2241	77.75	30	29.5	73.75	126	57
	76RHDR7836L	2096	2161	2202	2268	77.75	36	29.5	73.75	131	57
	76RHDR7836R	2096	2161	2202	2268	77.75	36	29.5	73.75	131	57
	76RHDR8430L	2121	2185	2228	2295	83.75	30	29.5	79.75	132	61
	76RHDR8430R	2121	2185	2228	2295	83.75	30	29.5	79.75	132	61
	76RHDR8436L	2146	2212	2254	2322	83.75	36	29.5	79.75	137	63
76RHDR8436R	2146	2212	2254	2322	83.75	36	29.5	79.75	137	63	

ORDERING PROCEDURE

To order, please specify the following:

- 1) Krug product model number
- 2) Wood species and finish, see Page 11
- 3) Wood edge detail- I,H, L or P, see Page 3
- 4) Pull style, see Page 4
- 5) Grommet location if applicable

*Indicates model illustrated by line drawing.

CODE DESCRIPTION



L - left hand position
R - right hand position
DB - disc base support

STANDARD FINISHES

For a complete list of standard wood finishes please see Page 117.

GROMMETS

One grommet in standard position is optional at no charge. Additional rectangular grommets are available at an upcharge of **\$152 list.**

Description	Model	Rift Oak or	Rift Oak or	C,M,W w/	C,M,W w/	W	D	H	KW	Shipping Cubic	
		Palette w/ Lam Top & Polymer Edge	Palette w/ Wood or Lam Top & Wood Edge	C,M,W w/ Lam Top & Polymer Edge	C,M,W w/ Wood or Lam Top & Wood Edge					Weight	Feet
Rectangular Desk	76RHDR4830LX21	1964	2023	2061	2122	47.75	30	29.5	43.75	106	36.5
Return with 4" Gable	76RHDR4830RX21	1964	2023	2061	2122	47.75	30	29.5	43.75	106	36.5
and 1/2 Height Fixed	76RHDR4836LX21	1990	2053	2089	2154	47.75	36	29.5	43.75	112	36.5
Wood Modesty Panel	76RHDR4836RX21	1990	2053	2089	2154	47.75	36	29.5	43.75	112	36.5
	76RHDR5430LX21	2019	2080	2119	2184	53.75	30	29.5	49.75	114	40.5
	76RHDR5430RX21	2019	2080	2119	2184	53.75	30	29.5	49.75	114	40.5
	76RHDR5436LX21	2046	2108	2147	2214	53.75	36	29.5	49.75	120	40.5
	76RHDR5436RX21	2046	2108	2147	2214	53.75	36	29.5	49.75	120	40.5
	76RHDR6030LX21	2073	2135	2176	2242	59.75	30	29.5	55.75	122	44.5
	76RHDR6030RX21*	2073	2135	2176	2242	59.75	30	29.5	55.75	122	44.5
	76RHDR6036LX21	2100	2164	2206	2272	59.75	36	29.5	55.75	128	44.5
	76RHDR6036RX21	2100	2164	2206	2272	59.75	36	29.5	55.75	128	44.5
	76RHDR6630LX21	2130	2192	2237	2302	65.75	30	29.5	61.75	130	49
	76RHDR6630RX21	2130	2192	2237	2302	65.75	30	29.5	61.75	130	49
	76RHDR6636LX21	2157	2219	2265	2332	65.75	36	29.5	61.75	136	50
	76RHDR6636RX21	2157	2219	2265	2332	65.75	36	29.5	61.75	136	50
	76RHDR7230LX21	2182	2244	2291	2359	71.75	30	29.5	67.75	138	53
	76RHDR7230RX21	2182	2244	2291	2359	71.75	30	29.5	67.75	138	53
	76RHDR7236LX21	2210	2274	2319	2388	71.75	36	29.5	67.75	144	54.75
	76RHDR7236RX21	2210	2274	2319	2388	71.75	36	29.5	67.75	144	54.75
	76RHDR7830LX21	2238	2304	2348	2419	77.75	30	29.5	73.75	148	57
	76RHDR7830RX21	2238	2304	2348	2419	77.75	30	29.5	73.75	148	57
	76RHDR7836LX21	2265	2332	2378	2449	77.75	36	29.5	73.75	152	57
	76RHDR7836RX21	2265	2332	2378	2449	77.75	36	29.5	73.75	152	57
76RHDR8430LX21	2291	2359	2406	2478	83.75	30	29.5	79.75	154	61	
76RHDR8430RX21	2291	2359	2406	2478	83.75	30	29.5	79.75	154	61	
76RHDR8436LX21	2319	2387	2434	2507	83.75	36	29.5	79.75	160	63	
76RHDR8436RX21	2319	2387	2434	2507	83.75	36	29.5	79.75	160	63	
Rectangular Desk	76RHDR4830LV29	1964	2023	2061	2122	47.75	30	29.5	43.75	105	36.5
Return with 4" Gable	76RHDR4830RV29	1964	2023	2061	2122	47.75	30	29.5	43.75	105	36.5
and 1/2 Height Floating	76RHDR4836LV29	1990	2053	2089	2154	47.75	36	29.5	43.75	111	36.5
Acrylic Modesty Panel	76RHDR4836RV29	1990	2053	2089	2154	47.75	36	29.5	43.75	111	36.5
	76RHDR5430LV29	2019	2080	2119	2184	53.75	30	29.5	49.75	113	40.5
	76RHDR5430RV29	2019	2080	2119	2184	53.75	30	29.5	49.75	113	40.5
	76RHDR5436LV29	2046	2108	2147	2214	53.75	36	29.5	49.75	119	40.5
	76RHDR5436RV29	2046	2108	2147	2214	53.75	36	29.5	49.75	119	40.5
	76RHDR6030LV29	2073	2135	2176	2242	59.75	30	29.5	55.75	120	44.5
	76RHDR6030RV29	2073	2135	2176	2242	59.75	30	29.5	55.75	120	44.5
	76RHDR6036LV29	2100	2164	2206	2272	59.75	36	29.5	55.75	126	44.5
	76RHDR6036RV29	2100	2164	2206	2272	59.75	36	29.5	55.75	126	44.5
	76RHDR6630LV29	2130	2192	2237	2302	65.75	30	29.5	61.75	127	49
	76RHDR6630RV29	2130	2192	2237	2302	65.75	30	29.5	61.75	127	49
	76RHDR6636LV29	2157	2219	2265	2332	65.75	36	29.5	61.75	132	50
	76RHDR6636RV29*	2157	2219	2265	2332	65.75	36	29.5	61.75	132	50
	76RHDR7230LV29	2182	2244	2291	2359	71.75	30	29.5	67.75	133	53
	76RHDR7230RV29	2182	2244	2291	2359	71.75	30	29.5	67.75	133	53

DIMENSION KEY

W - width
D - depth
H - height


CODE DESCRIPTION


L - left hand position
R - right hand position
X21 - 1/2 height fixed wood modesty panel
V29 - 1/2 height floating acrylic modesty pane

STANDARD FINISHES

For a complete list of standard wood finishes please see Page 117.

ARTEMIS | RETURNS

Description	Model	Rift Oak or	Rift Oak or	C,M,W w/	C,M,W w/	W	D	H	KW	Shipping Weight	Cubic Feet
		Palette w/ Lam Top & Polymer Edge	Palette w/ Wood Lam Top & Wood Edge	C,M,W w/ Polymer Edge	C,M,W w/ Wood Lam Top & Wood Edge						
Rectangular Desk	76RHDR7236LV29	2210	2274	2319	2388	71.75	36	29.5	67.75	139	54.75
Return with 4" Gable	76RHDR7236RV29	2210	2274	2319	2388	71.75	36	29.5	67.75	139	54.75
and 1/2 Height Floating	76RHDR7830LV29	2238	2304	2348	2419	77.75	30	29.5	73.75	141	57
Acrylic Modesty Panel	76RHDR7830RV29	2238	2304	2348	2419	77.75	30	29.5	73.75	141	57
cont.	76RHDR7836LV29	2265	2332	2378	2449	77.75	36	29.5	73.75	139	57
	76RHDR7836RV29	2265	2332	2378	2449	77.75	36	29.5	73.75	139	57
	76RHDR8430LV29	2291	2359	2406	2478	83.75	30	29.5	79.75	146	61
	76RHDR8430RV29	2291	2359	2406	2478	83.75	30	29.5	79.75	146	61
	76RHDR8436LV29	2319	2387	2434	2507	83.75	36	29.5	79.75	152	63
	76RHDR8436RV29	2319	2387	2434	2507	83.75	36	29.5	79.75	152	63

Rectangular Desk	76RHDR4830LM	1495	1538	1567	1612	47.75	30	29.5	43.75	58	8
Return with 2" Square	76RHDR4830RM	1495	1538	1567	1612	47.75	30	29.5	43.75	58	8
Metal Leg and no	76RHDR4836LM	1515	1562	1590	1640	47.75	36	29.5	43.75	66	10
Modesty Panel	76RHDR4836RM	1515	1562	1590	1640	47.75	36	29.5	43.75	66	10
	76RHDR5430LM	1537	1585	1615	1663	53.75	30	29.5	49.75	63	8.5
	76RHDR5430RM	1537	1585	1615	1663	53.75	30	29.5	49.75	63	8.5
	76RHDR5436LM	1558	1606	1638	1685	53.75	36	29.5	49.75	71	10.75
	76RHDR5436RM	1558	1606	1638	1685	53.75	36	29.5	49.75	71	10.75
	76RHDR6030LM	1579	1624	1659	1705	59.75	30	29.5	55.75	72	9
	76RHDR6030RM	1579	1624	1659	1705	59.75	30	29.5	55.75	72	9
	76RHDR6036LM	1598	1646	1678	1730	59.75	36	29.5	55.75	81	11.5
	76RHDR6036RM	1598	1646	1678	1730	59.75	36	29.5	55.75	81	11.5
	76RHDR6630LM	1619	1668	1702	1751	65.75	30	29.5	61.75	76	10
	76RHDR6630RM	1619	1668	1702	1751	65.75	30	29.5	61.75	76	10
	76RHDR6636LM	1601	1647	1683	1730	65.75	36	29.5	61.75	93	12.5
	76RHDR6636RM	1601	1647	1683	1730	65.75	36	29.5	61.75	93	12.5
	76RHDR7230LM*	1662	1712	1745	1796	71.75	30	29.5	67.75	81	10.75
	76RHDR7230RM	1662	1712	1745	1796	71.75	30	29.5	67.75	81	10.75
	76RHDR7236LM	1680	1731	1767	1818	71.75	36	29.5	67.75	100	13.5
	76RHDR7236RM	1680	1731	1767	1818	71.75	36	29.5	67.75	100	13.5
	76RHDR7830LM	1703	1753	1788	1841	77.75	30	29.5	73.75	86	11.5
	76RHDR7830RM	1703	1753	1788	1841	77.75	30	29.5	73.75	86	11.5
	76RHDR7836LM	1724	1776	1810	1863	77.75	36	29.5	73.75	106	14
	76RHDR7836RM	1724	1776	1810	1863	77.75	36	29.5	73.75	106	14
	76RHDR8430LM	1745	1797	1833	1885	83.75	30	29.5	79.75	91	13
	76RHDR8430RM	1745	1797	1833	1885	83.75	30	29.5	79.75	91	13
	76RHDR8436LM	1767	1818	1855	1911	83.75	36	29.5	79.75	113	15
	76RHDR8436RM	1767	1818	1855	1911	83.75	36	29.5	79.75	113	15

ORDERING PROCEDURE

To order, please specify the following:

- 1) Krug product model number
- 2) Wood species and finish, see Page 11
- 3) Wood edge detail- I,H, L or P, see Page 3
- 4) Pull style, see Page 4
- 5) Grommet location if applicable

*Indicates model illustrated by line drawing.

CODE DESCRIPTION

L - left hand pedestal position
 R - right hand pedestal position
 V29 - 1/2 height floating acrylic modesty panel
 M - twin metal legs

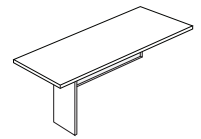
STANDARD FINISHES

For a complete list of standard wood finishes please see Page 117.

GROMMETS

One grommet in standard position is optional at no charge. Additional rectangular grommets are available at an upcharge of **\$152 list.**

Description	Model	Rift Oak or	Rift Oak or	C,M,W w/		W	D	H	KW	Shipping Cubic	
		Palette w/ Lam Top & Polymer Edge	Palette w/ Wood or Lam Top & Wood Edge	C,M,W w/ Lam Top & Polymer Edge	C,M,W w/ Wood or Lam Top & Wood Edge					Weight	Feet
Rectangular Desk	76RHDR4830LV29M	1617	1666	1698	1747	47.75	30	29.5	43.75	63	8
Return with 2" square	76RHDR4830RV29M	1617	1666	1698	1747	47.75	30	29.5	43.75	63	8
Metal Leg and 1/2	76RHDR4836LV29M	1639	1689	1719	1772	47.75	36	29.5	43.75	70	10
Height Floating Acrylic	76RHDR4836RV29M	1639	1689	1719	1772	47.75	36	29.5	43.75	70	10
Modesty Panel	76RHDR5430LV29M	1662	1712	1745	1796	53.75	30	29.5	49.75	68	8.5
	76RHDR5430RV29M	1662	1712	1745	1796	53.75	30	29.5	49.75	68	8.5
	76RHDR5436LV29M	1683	1734	1768	1819	53.75	36	29.5	49.75	76	10.75
	76RHDR5436RV29M*	1683	1734	1768	1819	53.75	36	29.5	49.75	76	10.75
	76RHDR6030LV29M	1705	1756	1791	1844	59.75	30	29.5	55.75	78	9
	76RHDR6030RV29M	1705	1756	1791	1844	59.75	30	29.5	55.75	78	9
	76RHDR6036LV29M	1728	1778	1813	1867	59.75	36	29.5	55.75	87	11.5
	76RHDR6036RV29M	1728	1778	1813	1867	59.75	36	29.5	55.75	87	11.5
	76RHDR6630LV29M	1748	1802	1836	1892	65.75	30	29.5	61.75	83	10
	76RHDR6630RV29M	1748	1802	1836	1892	65.75	30	29.5	61.75	83	10
	76RHDR6636LV29M	1729	1779	1815	1870	65.75	36	29.5	61.75	108	13
	76RHDR6636RV29M	1729	1779	1815	1870	65.75	36	29.5	61.75	108	13
	76RHDR7230LV29M	1795	1849	1884	1941	71.75	30	29.5	67.75	89	10.75
	76RHDR7230RV29M	1795	1849	1884	1941	71.75	30	29.5	67.75	89	10.75
	76RHDR7236LV29M	1815	1869	1906	1962	71.75	36	29.5	67.75	115	14
	76RHDR7236RV29M	1815	1869	1906	1962	71.75	36	29.5	67.75	115	14
	76RHDR7830LV29M	1837	1893	1928	1987	77.75	30	29.5	73.75	94	11.5
	76RHDR7830RV29M	1837	1893	1928	1987	77.75	30	29.5	73.75	94	11.5
	76RHDR7836LV29M	1862	1920	1956	2016	77.75	36	29.5	73.75	115	15
	76RHDR7836RV29M	1862	1920	1956	2016	77.75	36	29.5	73.75	115	15
	76RHDR8430LV29M	1884	1942	1980	2037	83.75	30	29.5	79.75	100	13
	76RHDR8430RV29M	1884	1942	1980	2037	83.75	30	29.5	79.75	100	13
	76RHDR8436LV29M	1908	1965	2002	2062	83.75	36	29.5	79.75	128	16
	76RHDR8436RV29M	1908	1965	2002	2062	83.75	36	29.5	79.75	128	16
Rectangular Desk	76RHDR4830LP1	1495	1538	1567	1612	47.75	30	29.5	43.75	56	8.5
Return with Panel Leg	76RHDR4830RP1	1495	1538	1567	1612	47.75	30	29.5	43.75	56	8.5
and no Modesty Panel	76RHDR4836LP1	1515	1562	1590	1640	47.75	36	29.5	43.75	64	12
	76RHDR4836RP1	1515	1562	1590	1640	47.75	36	29.5	43.75	64	12
	76RHDR5430LP1	1537	1585	1615	1663	53.75	30	29.5	49.75	61	9
	76RHDR5430RP1	1537	1585	1615	1663	53.75	30	29.5	49.75	61	9
	76RHDR5436LP1	1558	1606	1638	1685	53.75	36	29.5	49.75	69	13
	76RHDR5436RP1	1558	1606	1638	1685	53.75	36	29.5	49.75	69	13
	76RHDR6030LP1	1579	1624	1659	1705	59.75	30	29.5	55.75	65	10
	76RHDR6030RP1	1579	1624	1659	1705	59.75	30	29.5	55.75	65	10
	76RHDR6036LP1	1598	1646	1678	1730	59.75	36	29.5	55.75	75	13.75
	76RHDR6036RP1	1598	1646	1678	1730	59.75	36	29.5	55.75	75	13.75
	76RHDR6630LP1	1619	1668	1702	1751	65.75	30	29.5	61.75	70	10.75
	76RHDR6630RP1	1619	1668	1702	1751	65.75	30	29.5	61.75	70	10.75
	76RHDR6636LP1*	1640	1689	1719	1771	65.75	36	29.5	61.75	93	14
	76RHDR6636RP1	1640	1689	1719	1771	65.75	36	29.5	61.75	93	14
	76RHDR7230LP1	1662	1712	1745	1796	71.75	30	29.5	67.75	79	11.5
	76RHDR7230RP1	1662	1712	1745	1796	71.75	30	29.5	67.75	79	11.5
	76RHDR7236LP1	1680	1731	1767	1818	71.75	36	29.5	67.75	100	15
	76RHDR7236RP1	1680	1731	1767	1818	71.75	36	29.5	67.75	100	15
	76RHDR7830LP1	1703	1753	1788	1841	77.75	30	29.5	73.75	84	13
	76RHDR7830RP1	1703	1753	1788	1841	77.75	30	29.5	73.75	84	13



DIMENSION KEY

W - width
D - depth
H - height

CODE DESCRIPTION

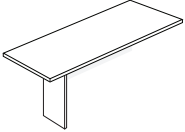
L - left hand pedestal position
R - right hand pedestal position
V29 - 1/2 height floating acrylic modesty panel
M - twin metal legs
P1 - panel leg

STANDARD FINISHES

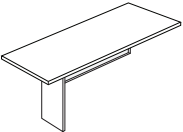
For a complete list of standard wood finishes please see Page 117.

ARTEMIS | RETURNS

Description	Model	Rift Oak or	Rift Oak or	C,M,W w/	C,M,W w/	W	D	H	KW	Shipping Cubic	
		Palette w/ Lam Top & Polymer Edge	Palette w/ Wood or Lam Top & Wood Edge	Lam Top & Polymer Edge	Lam Top & Wood Edge					Weight	Feet
Rectangular Desk	76RHDR7836LP1	1724	1776	1810	1863	77.75	36	29.5	73.75	106	16
Return with Panel Leg	76RHDR7836RP1	1745	1776	1810	1863	77.75	36	29.5	73.75	106	16
and no Modesty Panel	76RHDR8430LP1	1745	1797	1833	1885	83.75	30	29.5	79.75	89	14.5
cont.	76RHDR8430RP1	1767	1797	1833	1885	83.75	30	29.5	79.75	89	14.5
	76RHDR8436LP1	1767	1818	1855	1911	83.75	36	29.5	79.75	113	17
	76RHDR8436RP1	1767	1818	1855	1911	83.75	36	29.5	79.75	113	17



Rectangular Desk	76RHDR4830LV29P1	1617	1666	1698	1747	47.75	30	29.5	43.75	59	8.5
Return with Panel Leg	76RHDR4830RV29P1	1617	1666	1698	1747	47.75	30	29.5	43.75	59	8.5
and 1/2 Height Floating	76RHDR4836LV29P1	1639	1689	1719	1772	47.75	36	29.5	43.75	67	12
Wood Modesty Panel	76RHDR4836RV29P1	1639	1689	1719	1772	47.75	36	29.5	43.75	67	12
	76RHDR5430LV29P1	1662	1712	1745	1796	53.75	30	29.5	49.75	65	9
	76RHDR5430RV29P1	1662	1712	1745	1796	53.75	30	29.5	49.75	65	9
	76RHDR5436LV29P1	1683	1734	1768	1819	53.75	36	29.5	49.75	73	13
	76RHDR5436RV29P1	1683	1734	1768	1819	53.75	36	29.5	49.75	73	13
	76RHDR6030LV29P1	1705	1756	1791	1844	59.75	30	29.5	55.75	70	10
	76RHDR6030RV29P1	1705	1756	1791	1844	59.75	30	29.5	55.75	70	10
	76RHDR6036LV29P1	1728	1778	1813	1867	59.75	36	29.5	55.75	80	13.75
	76RHDR6036RV29P1	1728	1778	1813	1867	59.75	36	29.5	55.75	80	13.75
	76RHDR6630LV29P1	1748	1802	1836	1892	65.75	30	29.5	61.75	76	10.75
	76RHDR6630RV29P1	1748	1802	1836	1892	65.75	30	29.5	61.75	76	10.75
	76RHDR6636LV29P1*	1729	1779	1815	1870	65.75	36	29.5	61.75	108	14.5
	76RHDR6636RV29P1	1729	1779	1815	1870	65.75	36	29.5	61.75	108	14.5
	76RHDR7230LV29P1	1795	1849	1884	1941	71.75	30	29.5	67.75	86	11.5
	76RHDR7230RV29P1	1795	1849	1884	1941	71.75	30	29.5	67.75	86	11.5
	76RHDR7236LV29P1	1815	1869	1906	1962	71.75	36	29.5	67.75	115	15.75
	76RHDR7236RV29P1	1815	1869	1906	1962	71.75	36	29.5	67.75	115	15.75
	76RHDR7830LV29P1	1837	1893	1928	1987	77.75	30	29.5	73.75	91	13
	76RHDR7830RV29P1	1837	1893	1928	1987	77.75	30	29.5	73.75	91	13
	76RHDR7836LV29P1	1862	1920	1956	2016	77.75	36	29.5	73.75	121	16.75
	76RHDR7836RV29P1	1862	1920	1956	2016	77.75	36	29.5	73.75	121	16.75
	76RHDR8430LV29P1	1884	1942	1980	2037	83.75	30	29.5	79.75	96	14.5
	76RHDR8430RV29P1	1884	1942	1980	2037	83.75	30	29.5	79.75	96	14.5
	76RHDR8436LV29P1	1908	1965	2002	2062	83.75	36	29.5	79.75	128	17.75
	76RHDR8436RV29P1	1908	1965	2002	2062	83.75	36	29.5	79.75	128	17.75



ORDERING PROCEDURE

To order, please specify the following:

- 1) Krug product model number
- 2) Wood species and finish, see Page 11
- 3) Wood edge detail- I,H, L or P, see Page 3
- 4) Pull style, see Page 4
- 5) Grommet location if applicable

CODE DESCRIPTION

L - left hand pedestal position
 R - right hand pedestal position
 P1 - panel leg
 V29 - 1/2 height floating acrylic modesty panel

STANDARD FINISHES

For a complete list of standard wood finishes please see Page 117.

GROMMETS

One grommet in standard position is optional at no charge. Additional rectangular grommets are available at an upcharge of **\$152 list.**

Description	Model	Rift Oak or	Rift Oak or	C,M,W w/		W	D	H	KW	Shipping Weight	Cubic Feet
		Palette w/ Lam Top & Polymer Edge	Wood or Lam Top & Wood Edge	C,M,W w/ Lam Top & Polymer Edge	Wood or Lam Top & Wood Edge						
Rectangular Desk	76RHDR4830LDB	1709	1761	1796	1849	47.75	30	29.5	30.75	56	8.5
Return with Disc Base	76RHDR4830RDB	1709	1761	1796	1849	47.75	30	9.5	30.75	56	8.5
and no Modesty Panel	76RHDR4836LDB	1730	1780	1816	1870	47.75	36	29.5	27.75	64	12
	76RHDR4836RDB	1730	1780	1816	1870	47.75	36	29.5	27.75	64	12
	76RHDR5430LDB	1751	1804	1839	1894	53.75	30	29.5	36.75	61	9
	76RHDR5430RDB	1751	1804	1839	1894	53.75	30	29.5	36.75	61	9
	76RHDR5436LDB	1772	1823	1860	1915	53.75	36	29.5	33.75	69	13
	76RHDR5436RDB	1772	1823	1860	1915	53.75	36	29.5	33.75	69	13
	76RHDR6030LDB	1791	1844	1881	1938	59.75	30	29.5	42.75	65	10
	76RHDR6030RDB	1791	1844	1881	1938	59.75	30	29.5	42.75	65	10
	76RHDR6036LDB	1813	1867	1905	1960	59.75	36	29.5	39.75	75	13.75
	76RHDR6036RDB	1813	1867	1905	1960	59.75	36	29.5	39.75	75	13.75
	76RHDR6630LDB	1834	1886	1924	1982	65.75	30	29.5	48.75	70	10.75
	76RHDR6630RDB*	1834	1886	1924	1982	65.75	30	29.5	48.75	70	10.75
	76RHDR6636LDB	1815	1869	1906	1962	65.75	36	29.5	45.75	93	14
	76RHDR6636RDB	1815	1869	1906	1962	65.75	36	29.5	45.75	93	14
	76RHDR7230LDB	1875	1929	1967	2029	71.75	30	29.5	54.75	79	11.5
	76RHDR7230RDB	1875	1929	1967	2029	71.75	30	29.5	54.75	79	11.5
	76RHDR7236LDB	1894	1953	1989	2051	71.75	36	29.5	41.75	100	15
	76RHDR7236RDB	1894	1953	1989	2051	71.75	36	29.5	51.75	100	15
	76RHDR7830LDB	1915	1974	2012	2072	77.75	30	29.5	58.75	84	13
	76RHDR7830RDB	1915	1974	2012	2072	77.75	30	29.5	58.75	84	13
	76RHDR7836LDB	1938	1997	2034	2094	77.75	36	29.5	55.75	106	16
	76RHDR7836RDB	1938	1997	2034	2094	77.75	36	29.5	55.75	106	16
	76RHDR8430LDB	1957	2017	2056	2117	83.75	30	29.5	66.75	89	14.5
	76RHDR8430RDB	1957	2017	2056	2117	83.75	30	29.5	66.75	89	14.5
	76RHDR8436LDB	1980	2037	2079	2139	83.75	36	29.5	63.75	113	17
	76RHDR8436RDB	1980	2037	2079	2139	83.75	36	29.5	63.75	113	17



Rectangular Desk	76RHDR4830LV21DB	1832	1884	1922	1980	47.75	30	29.5	30.75	56	8.5
Return with Disc Base	76RHDR4830RV21DB	1832	1884	1922	1980	47.75	30	29.5	30.75	56	8.5
and 1/2 Height	76RHDR4836LV21DB	1853	1908	1945	2002	47.75	36	29.5	27.75	64	12
Floating Wood	76RHDR4836RV21DB	1853	1908	1945	2002	47.75	36	29.5	27.75	64	12
Modesty Panel	76RHDR5430LV21DB	1875	1929	1967	2029	53.75	30	29.5	36.75	61	9
	76RHDR5430RV21DB	1875	1929	1967	2029	53.75	30	29.5	36.75	61	9
	76RHDR5436LV21DB*	1896	1954	1990	2053	53.75	36	29.5	33.75	69	13
	76RHDR5436RV21DB	1896	1954	1990	2053	53.75	36	29.5	33.75	69	13
	76RHDR6030LV21DB	1920	1977	2016	2076	59.75	30	29.5	42.75	65	10
	76RHDR6030RV21DB	1920	1977	2016	2076	59.75	30	29.5	42.75	65	10
	76RHDR6036LV21DB	1941	1999	2037	2098	59.75	36	29.5	39.75	75	13.75
	76RHDR6036RV21DB	1941	1999	2037	2098	59.75	36	29.5	39.75	75	13.75
	76RHDR6630LV21DB	1989	2051	2088	2149	65.75	30	29.5	48.75	70	10.75
	76RHDR6630RV21DB	1989	2051	2088	2149	65.75	30	29.5	48.75	70	10.75
	76RHDR6636LV21DB	2034	2096	2136	2201	65.75	36	29.5	45.75	93	14
	76RHDR6636RV21DB	2034	2096	2136	2201	65.75	36	29.5	45.75	93	14
	76RHDR7230LV21DB	2070	2133	2173	2240	71.75	30	29.5	54.75	79	11.5
	76RHDR7230RV21DB	2070	2133	2173	2240	71.75	30	29.5	54.75	79	11.5



DIMENSION KEY

W - width
D - depth
H - height

CODE DESCRIPTION

L - left hand pedestal position
R - right hand pedestal position
V21 - 1/2 height floating wood modesty panel
DB - disc base support

STANDARD FINISHES

For a complete list of standard wood finishes please see Page 117.

ARTEMIS | RETURNS & LINKING UNITS

Description	Model	Rift Oak or	Rift Oak or	C,M,W w/	C,M,W w/	W	D	H	KW	Shipping Weight	Cubic Feet
		Palette w/ Lam Top & Polymer Edge	Wood or Lam Top & Wood Edge	C,M,W w/ Lam Top & Polymer Edge	Wood or Lam Top & Wood Edge						
Rectangular Desk	76RHDR7236LV21DB	2091	2157	2196	2264	71.75	36	29.5	51.75	100	15
Return with Disc Base	76RHDR7236RV21DB	2091	2157	2196	2264	71.75	36	29.5	51.75	100	15
and 1/2 Height	76RHDR7830LV21DB	2144	2210	2252	2319	77.75	30	29.5	58.75	84	13
Floating Wood	76RHDR7830RV21DB	2144	2210	2252	2319	77.75	30	29.5	58.75	84	13
Modesty Panel cont.	76RHDR7836LV21DB	2614	2695	2745	2829	77.75	36	29.5	55.75	106	16
	76RHDR7836RV21DB	2614	2695	2745	2829	77.75	36	29.5	55.75	106	16
	76RHDR8430LV21DB	2916	3003	3061	3155	83.75	30	29.5	66.75	89	14.5
	76RHDR8430RV21DB	2916	3003	3061	3155	83.75	30	29.5	66.75	89	14.5
	76RHDR8436LV21DB	3428	3532	3599	3708	83.75	36	29.5	63.75	113	17
	76RHDR8436RV21DB	3428	3532	3599	3708	83.75	36	29.5	63.75	113	17



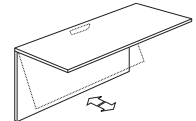
Description	Model	530	543	556	570	30	24	29.5			
Linking Top	76LU3024H	530	543	556	570	30	24	29.5	19.5	2	
	76LU3620H	583	599	611	628	36	20	29.5	15	1.5	
	76LU3624H	592	613	622	642	36	24	29.5	16	1.75	
	76LU4220H	611	628	641	661	42	20	29.5	20	1.5	
	76LU4224H	628	648	661	679	42	24	29.5	24	2	
	76LU4820H	637	658	669	689	48	20	29.5	29	1.75	
	76LU4824H	655	674	688	707	48	24	29.5	36	2	
	76LU5424H	777	799	812	838	54	24	29.5	35	3.5	
	76LU6024H*	821	845	861	887	59.75	24	29.5	38.5	3.75	
	76LU6624H	868	892	910	937	65.75	24	29.5	42.5	4	
	76LU7224H	935	962	983	1014	71.75	24	29.5	46.5	4.5	



Description	Model	1027	1058	1080	1109	30	24	29.5			
Linking Unit with Fixed Wood Modesty Panel	76LU3024HX41	1027	1058	1080	1109	30	24	29.5	46	3	
	76LU3620HX41	1162	1195	1218	1254	36	20	29.5	59	3	
	76LU3624HX41	1213	1249	1273	1312	36	24	29.5	64	3	
	76LU4220HX41	1252	1289	1315	1355	42	20	29.5	67	3.75	
	76LU4224HX41	1273	1312	1336	1377	42	24	29.5	72	3.75	
	76LU4820HX41	1307	1346	1373	1414	48	20	29.5	78	4	
	76LU4824HX41	1389	1430	1458	1503	48	24	29.5	80	4	
	76LU5424HX41	1468	1514	1543	1590	54	24	29.5	81	4.75	
	76LU6024HX41*	1555	1598	1632	1678	59.75	24	29.5	89	5	
	76LU6624HX41	1636	1685	1716	1769	65.75	24	29.5	97	5.5	
	76LU7224HX41	1715	1768	1802	1855	71.75	20	29.5	105.5	6	



Description	Model	1265	1303	1328	1369	30	24	29.5			
Linking Unit with Hinged Wood Modesty Panel	76LUY3024H	1265	1303	1328	1369	30	24	29.5	35.5	3	
	76LUY3620H	1279	1316	1341	1381	36	20	29.5	59	3	
	76LUY3624H	1338	1378	1404	1447	36	24	29.5	64	3	
	76LUY4220H	1384	1425	1453	1497	42	20	29.5	67	3.5	
	76LUY4224H	1403	1445	1474	1518	42	24	29.5	72	3.5	
	76LUY4820H	1443	1485	1514	1560	48	20	29.5	78	4	
	76LUY4824H	1458	1501	1529	1578	48	24	29.5	80	4	
	76LUY5424H	1522	1559	1585	1624	54	24	29.5	76.5	4.75	
	76LUY6020H*	1538	1585	1615	1664	59.75	20	29.5	83	5	



ORDERING PROCEDURE

To order, please specify the following:

- 1) Krug product model number
- 2) Wood species and finish, see Page 11
- 3) Wood edge detail- I,H, L or P, see Page 3
- 4) Pull style, see Page 4
- 5) Grommet location if applicable

CODE DESCRIPTION

L - left hand pedestal position
 R - right hand pedestal position
 V21 - 1/2 height floating wood modesty panel
 DB - disc base support
 X41 - full height fixed wood modesty pane


STANDARD FINISHES

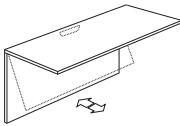
For a complete list of standard wood finishes please see Page 117.


GROMMETS

One grommet in standard position is optional at no charge. Additional rectangular grommets are available at an upcharge of **\$152 list.**

ARTEMIS | LINKING UNITS & CORNER UNITS

Description	Model	Rift Oak or	Rift Oak or	C,M,W w/	C,M,W w/	W	D	H	KW	Shipping Weight	Cubic Feet
		Palette w/ Lam Top & Polymer Edge	Palette w/ Wood or Lam Top & Wood Edge	C,M,W w/ Lam Top & Polymer Edge	C,M,W w/ Wood or Lam Top & Wood Edge						
Linking Units for Table Desks, Wood Modesty Panel 	76LUTD4220HLX41	1162	1195	1220	1254	42	20	29.5		67	20
	76LUTD4220HRX41	1162	1195	1220	1254	42	24	29.5		67	20
	76LUTD4224HLX41	1179	1213	1239	1275	42	24	29.5		71	23
	76LUTD4224HRX41	1179	1213	1239	1275	42	20	29.5		71	23
	76LUTD4820HLX41	1210	1245	1271	1309	48	20	29.5		78	22.5
	76LUTD4820HRX41	1210	1245	1271	1309	48	24	29.5		78	22.5
	76LUTD4824HLX41*	1228	1263	1288	1328	48	24	29.5		79	26
	76LUTD4824HRX41	1228	1263	1288	1328	48	24	29.5		79	26

Linking Units for Table Desks, Hinged Mod Panel 	76LUYTD4224HL	1285	1319	1346	1384	42	24	29.5		72	23
	76LUYTD4224HR	1285	1319	1346	1384	42	24	29.5		72	23
	76LUYTD4824HL*	1298	1349	1384	1438	48	24	29.5		80	26
	76LUYTD4824HR	1298	1349	1384	1438	48	24	29.5		80	26

Corner Unit 	76CU363620	2312	2382	2429	2500	36	36	29.5	22.5	106	29
	76CU363624	2312	2382	2429	2500	36	36	29.5	17	106	29
	76CU424220	2538	2614	2663	2743	42	42	29.5	31	131	38
	76CU424224*	2538	2614	2663	2743	42	42	29.5	25.25	131	38

DIMENSION KEY

W - width
D - depth
H - height


CODE DESCRIPTION


L - left hand pedestal position
R - right hand pedestal position
X41 - full height wood modesty panel
Y - hinged modesty panel

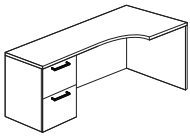
STANDARD FINISHES

For a complete list of standard wood finishes please see Page 117.

ARTEMIS | CREDENZAS

Description	Model	Rift Oak or	Rift Oak or	C,M,W w/		W	D	H	KW	Shipping Weight	Cubic Feet
		Palette w/ Lam Top & Polymer Edge	Wood or Lam Top & Wood Edge	C,M,W w/ Lam Top & Polymer Edge	Wood or Lam Top & Wood Edge						
 Credenza Shell without modesty panel	76SC5424	1765	1817	1853	1908	54	24	29.5	51.5	88	29
	76SC6024	1896	1954	1990	2053	59.75	24	29.5	57.5	109	27.75
	76SC6624	2031	2090	2132	2196	65.75	24	29.5	63.5	104	35
	76SC7224	2172	2238	2281	2352	71.75	24	29.5	69.5	112	38
	76SC7824*	2299	2368	2413	2486	77.75	24	29.5	75.5	120	40
	76SC8424	2430	2502	2552	2629	83.75	24	29.5	81.5	128	44
	76SC9624	2776	2859	2916	3003	95.75	24	29.5	93.5	88	29

 Credenza Shell with Fixed Modesty Panel	76SC3624X41	1474	1519	1547	1593	36	24	29.5	39.5	84	20
	76SC4224X41	1596	1643	1676	1727	42	24	29.5	39.5	94	23
	76SC4824X41	1732	1786	1819	1875	48	24	29.5	45.5	106	26
	76SC5424X41	1869	1924	1962	2020	54	24	29.5	51.5	117	29
	76SC6024X41	2018	2079	2118	2182	59.75	24	29.5	57.5	116	27.75
	76SC6624X41	2155	2218	2264	2370	65.75	24	29.5	63.5	104	35
	76SC7224X41	2302	2370	2418	2489	71.75	24	29.5	69.5	112	38
	76SC7824X41*	2437	2511	2560	2637	77.75	24	29.5	75.5	120	40
	76SC8424X41	2576	2654	2705	2785	83.75	24	29.5	81.5	128	44
76SC9624X41	2943	3031	3090		95.75	24	29.5	93.5	84	20	

 Curved Corner Credenza Single Pedestal and Wood Modesty Panel	76UC722448L24RDX41	3817	3932	4007	4129	71.75	48	29.5	32	249	71
	76UC722448R24LDX41*	3817	3932	4007	4129	71.75	48	29.5	32	249	71
	76UC722448L24RFX41	3817	3932	4007	4129	71.75	48	29.5	32	249	71
	76UC722448R24LFX41	3817	3932	4007	4129	71.75	48	29.5	32	249	71
	76UC782448L24RDX41	3914	4030	4108	4234	77.75	48	29.5	38	260	76.75
	76UC782448R24LDX41	3914	4030	4108	4234	77.75	48	29.5	38	260	76.75
	76UC782448L24RFX41	3914	4030	4108	4234	77.75	48	29.5	38	260	76.75
	76UC782448R24LFX41	3914	4030	4108	4234	77.75	48	29.5	38	260	76.75
	76UC842448L24RDX41	4007	4129	4208	4335	83.75	48	29.5	44	271	82
	76UC842448R24LDX41	4007	4129	4208	4335	83.75	48	29.5	44	271	82
	76UC842448L24RFX41	4007	4129	4208	4335	83.75	48	29.5	44	271	82
	76UC842448R24LFX41	4007	4129	4208	4335	83.75	48	29.5	44	271	82

ORDERING NOTES:

For U-shaped configuration see page xx, Curved Corner Desks.

ORDERING PROCEDURE

To order, please specify the following:

- 1) Krug product model number
- 2) Wood species and finish, see Page 11
- 3) Wood edge detail- I,H, L or P, see Page 3
- 4) Pull style, see Page 4
- 5) Grommet location if applicable

CODE DESCRIPTION

L - left hand pedestal position
 R - right hand pedestal position
 D - 2 file drawers
 F - 2 box, 1 file drawer
 X41 - full height wood modesty panel

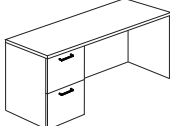
STANDARD FINISHES

For a complete list of standard wood finishes please see Page 117.

GROMMETS

One grommet in standard position is optional at no charge. Additional rectangular grommets are available at an upcharge of **\$152 list.**

ARTEMIS | CREDENZAS

Description	Model	Rift Oak or	Rift Oak or	C,M,W w/						Shipping Weight	Cubic Feet
		Palette w/ Lam Top & Polymer Edge	Wood or Lam Top & Wood Edge	C,M,W w/ Lam Top & Polymer Edge	Wood or Lam Top & Wood Edge	W	D	H	KW		
Single Pedestal Credenza with Fixed modesty panel 	76C60204XLDR0	3217	3314	3379	3481	59.75	20	29.5	43	120	27.75
	76C60204XLFR0	3217	3314	3379	3481	59.75	20	29.5	43	120	27.75
	76C60204XL0RD	3217	3314	3379	3481	59.75	20	29.5	43	120	27.75
	76C60204XL0RF	3217	3314	3379	3481	59.75	20	29.5	43	120	27.75
	76C60244XLDR0	3242	3340	3404	3507	59.75	24	29.5	43	128	32
	76C60244XLFR0	3242	3340	3404	3507	59.75	24	29.5	43	128	32
	76C60244XL0RD	3242	3340	3404	3507	59.75	24	29.5	43	128	32
	76C60244XL0RF	3242	3340	3404	3507	59.75	24	29.5	43	128	32
	76C66204XLDR0*	3268	3364	3431	3535	65.75	20	29.5	49	136	30
	76C66204XLFR0	3268	3364	3431	3535	65.75	20	29.5	49	36	30
	76C66204XL0RD	3268	3364	3431	3535	65.75	20	29.5	49	136	30
	76C66204XL0RF	3268	3364	3431	3535	65.75	20	29.5	49	136	30
	76C66244XLDR0	3283	3379	3446	3552	65.75	24	29.5	49	144	35
	76C66244XLFR0	3283	3379	3446	3552	65.75	24	29.5	49	144	35
	76C66244XL0RD	3283	3379	3446	3552	65.75	24	29.5	49	144	35
	76C66244XL0RF	3283	3379	3446	3552	65.75	24	29.5	49	144	35
	76C72204XLDR0*	3294	3395	3458	3563	71.75	20	29.5	55	152	32.75
	76C72204XLFR0	3294	3395	3458	3563	71.75	20	29.5	55	152	32.75
	76C72204XL0RD	3294	3395	3458	3563	71.75	20	29.5	55	152	32.75
	76C72204XL0RF	3294	3395	3458	3563	71.75	20	29.5	55	152	32.75
	76C72244XLDR0	3323	3424	3490	3595	71.75	24	29.5	55	160	38
	76C72244XLFR0	3323	3424	3490	3595	71.75	24	29.5	55	160	38
	76C72244XL0RD	3323	3424	3490	3595	71.75	24	29.5	55	160	38
	76C72244XL0RF	3323	3424	3490	3595	71.75	24	29.5	55	160	38
	76C78204XLDR0	3333	3432	3497	3605	77.75	20	29.5	61	168	35.5
	76C78204XLFR0	3333	3432	3497	3605	77.75	20	29.5	61	168	35.5
	76C78204XL0RD	3333	3432	3497	3605	77.75	20	29.5	61	168	35.5
	76C78204XL0RF	3333	3432	3497	3605	77.75	20	29.5	61	168	35.5
	76C78244XLDR0	3342	3441	3505	3613	77.75	24	29.5	61	172	41
	76C78244XLFR0	3342	3441	3505	3613	77.75	24	29.5	61	172	41
76C78244XL0RD	3342	3441	3505	3613	77.75	24	29.5	61	172	41	
76C78244XL0RF	3342	3441	3505	3613	77.75	24	29.5	61	172	41	
76C84204XLDR0	3345	3446	3509	3618	83.75	20	29.5	67	184	38	
76C84204XLFR0	3345	3446	3509	3618	83.75	20	29.5	67	184	38	
76C84204XL0RD	3345	3446	3509	3618	83.75	20	29.5	67	184	38	
76C84204XL0RF	3345	3446	3509	3618	83.75	20	29.5	67	184	38	
76C84244XLDR0	3354	3455	3517	3628	83.75	24	29.5	67	192	44	
76C84244XLFR0	3354	3455	3517	3628	83.75	24	29.5	67	192	44	
76C84244XL0RD	3354	3455	3517	3628	83.75	24	29.5	67	192	44	
76C84244XL0RF	3354	3455	3517	3628	83.75	24	29.5	67	192	44	

DIMENSION KEY

W - width
D - depth
H - height

CODE DESCRIPTION

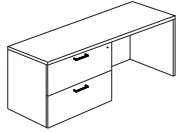
X - full height fixed modesty panel
L - left handed pedestal
R - right handed pedestal
D - 2 file drawers
F - 2 box, 1 file drawer
0 - no pedestal

STANDARD FINISHES

For a complete list of standard wood finishes please see Page 117.

ARTEMIS | CREDENZAS

Description	Model	Rift Oak or	Rift Oak or	C,M,W w/	C,M,W w/	W	D	H	KW	Shipping Weight	Cubic Feet
		Palette w/ Lam Top & Polymer Edge	Wood or Lam Top & Wood Edge	C,M,W w/ Lam Top & Polymer Edge	Wood or Lam Top & Wood Edge						
Single Pedestal	76C6020XLBR0	2890	2977	3035	3126	59.75	20	29.5	29	107	27.75
Credenza Lateral File or Bookcase with	76C6020XLORB	2890	2977	3035	3126	59.75	20	29.5	29	107	27.75
Fixed Wood Modesty Panel	76C6020XLFR0	3135	3229	3292	3389	59.75	20	29.5	29	140	27.75
	76C6020XLORF	3135	3229	3292	3389	59.75	20	29.5	29	140	27.75
	76C6024XLBR0	2998	3088	3147	3242	59.75	24	29.5	29	113	32
	76C6024XLORB	2998	3088	3147	3242	59.75	24	29.5	29	113	32
	76C6024XLFR0*	3244	3342	3406	3509	59.75	24	29.5	29	147	32
	76C6024XLORF	3244	3342	3406	3509	59.75	24	29.5	29	147	32
	76C6620XLBR0	2919	3008	3066	3158	65.75	20	29.5	35	118	30
	76C6620XLORB	2919	3008	3066	3158	65.75	20	29.5	35	118	30
	76C6620XLFR0	3163	3260	3322	3423	65.75	20	29.5	35	154	30
	76C6620XLORF	3163	3260	3322	3423	65.75	20	29.5	35	154	30
	76C6624XLBR0	3029	3119	3181	3274	65.75	24	29.5	35	125	35
	76C6624XLORB	3029	3119	3181	3274	65.75	24	29.5	35	125	35
	76C6624XLFR0*	3273	3371	3437	3541	65.75	24	29.5	35	162	35
	76C6624XLORF	3273	3371	3437	3541	65.75	24	29.5	35	162	35
	76C7220XLBR0	3068	3160	3220	3316	71.75	20	29.5	35	128	32.75
	76C7220XLORB	3068	3160	3220	3316	71.75	20	29.5	35	128	32.75
	76C7220XLFR0	3465	3567	3639	3746	71.75	20	29.5	35	168	32.75
	76C7220XLORF	3465	3567	3639	3746	71.75	20	29.5	35	168	32.75
	76C7224XLBR0	3182	3277	3342	3441	71.75	24	29.5	35	136	38
	76C7224XLORB	3182	3277	3342	3441	71.75	24	29.5	35	136	38
	76C7224XLFR0*	3521	3628	3698	3811	71.75	24	29.5	35	176	38
	76C7224XLORF	3521	3628	3698	3811	71.75	24	29.5	35	176	38
	76C7820XLBR0	3112	3206	3267	3364	77.75	20	29.5	41	155	35.5
	76C7820XLORB	3112	3206	3267	3364	77.75	20	29.5	41	155	35.5
	76C7820XLFR0	3579	3686	3759	3871	77.75	20	29.5	41	195	35.5
	76C7820XLORF	3579	3686	3759	3871	77.75	20	29.5	41	195	35.5
	76C7824XLBR0	3206	3301	3364	3468	77.75	24	29.5	41	174	41
	76C7824XLORB	3206	3301	3364	3468	77.75	24	29.5	41	174	41
	76C7824XLFR0*	3652	3762	3834	3952	77.75	24	29.5	41	199	41
	76C7824XLORF	3652	3762	3834	3952	77.75	24	29.5	41	199	41
	76C8420XLBR0	3159	3251	3315	3415	83.75	20	29.5	47	181	38
	76C8420XLORB	3159	3251	3315	3415	83.75	20	29.5	47	181	38
	76C8420XLFR0	3691	3804	3877	3994	83.75	20	29.5	47	221	38
	76C8420XLORF	3691	3804	3877	3994	83.75	20	29.5	47	221	38
	76C8424XLBR0	3232	3326	3390	3494	83.75	24	29.5	47	212	44
	76C8424XLORB	3232	3326	3390	3494	83.75	24	29.5	47	212	44
	76C8424XLFR0	3784	3895	3972	4090	83.75	24	29.5	47	252	44
	76C8424XLORF	3784	3895	3972	4090	83.75	24	29.5	47	252	44



ORDERING NOTES: Credenzas have the option of pulls instead of the standard touch latch doors. To select this option, please change the prefix in the model number from "76" to "77" ie: 77C7224XLBR0. Please refer to page 514 for pull orientation below the worksurface. Locks are available on wood doors for an upcharge of **\$152 list**.

ORDERING PROCEDURE

To order, please specify the following:

- 1) Krug product model number
- 2) Wood species and finish, see Page 11
- 3) Wood edge detail- I,H, L or P, see Page 3
- 4) Pull style, see Page 4
- 5) Grommet location if applicable

CODE DESCRIPTION

D - 2 file drawers
 F - 2 box, 1 file drawer
 L - left handed pedestal
 R - right handed pedestal
 0 - no pedestal
 B - bookcase
 F - lateral file
 X - full height modesty

STANDARD FINISHES

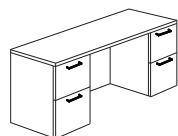
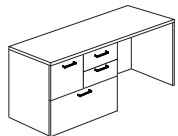
For a complete list of standard wood finishes please see Page 117.

GROMMETS

One grommet in standard position is optional at no charge. Additional rectangular grommets are available at an upcharge of **\$152 list**.

ARTEMIS | CREDENZAS

Description	Model	Rift Oak or	Rift Oak or	C,M,W w/		W	D	H	KW	Shipping Weight	Cubic Feet
		Palette w/ Lam Top & Polymer Edge	Wood or Lam Top & Wood Edge	C,M,W w/ Lam Top & Polymer Edge	Wood or Lam Top & Wood Edge						
Single 36"	76C7220XL3602R0	3220	3316	3382	3484	71.75	20	29.5	35	168	32.75
Combination	76C7220XL0R3604	3220	3316	3382	3484	71.75	20	29.5	35	168	32.75
Pedestal Credenza with Fixed Wood Modesty Panel	76C7224XL3602R0	3341	3439	3508	3610	71.75	24	29.5	35	176	38
	76C7224XL0R3604	3341	3439	3508	3610	71.75	24	29.5	35	176	38
	76C7820XL3602R0*	3268	3366	3431	3535	77.75	20	29.5	41	174	35.5
	76C7820XL0R3604	3268	3366	3431	3535	77.75	20	29.5	41	174	35.5
	76C7824XL3602R0	3368	3469	3537	3642	77.75	24	29.5	41	182	41
	76C7824XL0R3604	3368	3469	3537	3642	77.75	24	29.5	41	182	41
	76C8420XL3602R0	3314	3412	3481	3582	83.75	20	29.5	47	180	38
	76C8420XL0R3604	3314	3412	3481	3582	83.75	20	29.5	47	180	38
	76C8424XL3602R0	3395	3495	3564	3670	83.75	24	29.5	47	188	44
	76C8424XL0R3604	3395	3495	3564	3670	83.75	24	29.5	47	188	44
Double Pedestal Credenza with Fixed Wood Modesty Panel	76C60204XLDRD	3457	3561	3631	3739	59.75	20	29.5	28.5	200	27.75
	76C60204XLDRF	3457	3561	3631	3739	59.75	20	29.5	28.5	200	27.75
	76C60204XLFRD	3457	3561	3631	3739	59.75	20	29.5	28.5	200	27.75
	76C60204XLFRF	3457	3561	3631	3739	59.75	20	29.5	28.5	200	27.75
	76C60244XLDRD*	3486	3588	3661	3768	59.75	24	29.5	28.5	208	32
	76C60244XLDRF	3486	3588	3661	3768	59.75	24	29.5	28.5	208	32
	76C60244XLFRD	3486	3588	3661	3768	59.75	24	29.5	28.5	208	32
	76C60244XLFRF	3486	3588	3661	3768	59.75	24	29.5	28.5	208	32
	76C66204XLDRD	3512	3618	3687	3797	65.75	20	29.5	34.5	216	30
	76C66204XLDRF	3512	3618	3687	3797	65.75	20	29.5	34.5	216	30
	76C66204XLFRD	3512	3618	3687	3797	65.75	20	29.5	34.5	216	30
	76C66204XLFRF	3512	3618	3687	3797	65.75	20	29.5	34.5	216	30
	76C66244XLDRD	3517	3624	3693	3804	65.75	24	29.5	34.5	224	35
	76C66244XLDRF	3517	3624	3693	3804	65.75	24	29.5	34.5	224	35
	76C66244XLFRD	3517	3624	3693	3804	65.75	24	29.5	34.5	224	35
	76C66244XLFRF	3517	3624	3693	3804	65.75	24	29.5	34.5	224	35
	76C72204XLDRD	3543	3651	3721	3834	71.75	20	29.5	40.5	232	32.75
	76C72204XLDRF	3543	3651	3721	3834	71.75	20	29.5	40.5	232	32.75
	76C72204XLFRD	3543	3651	3721	3834	71.75	20	29.5	40.5	232	32.75
	76C72204XLFRF	3543	3651	3721	3834	71.75	20	29.5	40.5	232	32.75
	76C72244XLDRD*	3575	3682	3752	3866	71.75	24	29.5	40.5	240	38
	76C72244XLDRF	3575	3682	3752	3866	71.75	24	29.5	40.5	240	38
	76C72244XLFRD	3575	3682	3752	3866	71.75	24	29.5	40.5	240	38
	76C72244XLFRF	3575	3682	3752	3866	71.75	24	29.5	40.5	240	38
	76C78204XLDRD	3578	3684	3754	3870	77.75	20	29.5	46.5	248	35.5
	76C78204XLDRF	3578	3684	3754	3870	77.75	20	29.5	46.5	248	35.5
	76C78204XLFRD	3578	3684	3754	3870	77.75	20	29.5	46.5	248	35.5
	76C78204XLFRF	3578	3684	3754	3870	77.75	20	29.5	46.5	248	35.5
	76C78244XLDRD	3581	3687	3759	3874	77.75	24	29.5	46.5	256	41
	76C78244XLDRF	3581	3687	3759	3874	77.75	24	29.5	46.5	256	41
	76C78244XLFRD	3581	3687	3759	3874	77.75	24	29.5	46.5	256	41
	76C78244XLFRF	3581	3687	3759	3874	77.75	24	29.5	46.5	256	41
	76C84204XLDRD	3587	3691	3762	3878	83.75	20	29.5	52.5	264	38
	76C84204XLDRF	3587	3691	3762	3878	83.75	20	29.5	52.5	264	38
	76C84204XLFRD	3587	3691	3762	3878	83.75	20	29.5	52.5	264	38
	76C84204XLFRF	3587	3691	3762	3878	83.75	20	29.5	52.5	264	38
	76C84244XLDRD	3604	3712	3785	3896	83.75	24	29.5	52.5	272	44
	76C84244XLDRF	3604	3712	3785	3896	83.75	24	29.5	52.5	272	44
	76C84244XLFRD	3604	3712	3785	3896	83.75	24	29.5	52.5	272	44
	76C84244XLFRF	3604	3712	3785	3896	83.75	24	29.5	52.5	272	44

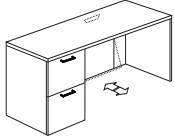


DIMENSION KEY
W - width
D - depth
H - height

CODE DESCRIPTION
X - fixed modesty
L - left handed pedestal
R - right handed pedestal
02 - 2 box, 1 file, 1 lateral file pedestals
04 - 1 file, 2 box, 1 lateral file pedestals
0 - no pedestal
4 - full height pedestal
D - 2 file drawers
F - 2 box, 1 file drawer

STANDARD FINISHES
For a complete list of standard wood finishes please see Page 117.

ARTEMIS | CREDENZAS

Description	Model	Rift Oak or	Rift Oak or	C,M,W w/	C,M,W w/	W	D	H	KW	Shipping Weight	Cubic Feet
		Palette w/ Lam Top & Polymer Edge	Palette w/ Wood or Lam Top & Wood Edge	C,M,W w/ Lam Top & Polymer Edge	C,M,W w/ Wood or Lam Top & Wood Edge						
Single Pedestal	76CY60204LDR0	3539	3647	3717	3829	59.75	20	29.5	43	120	27.75
Credenza with Hinged Wood Modesty Panel	76CY60204LFR0	3539	3647	3717	3829	59.75	20	29.5	43	120	27.75
	76CY60204LORD	3539	3647	3717	3829	59.75	20	29.5	43	120	27.75
	76CY60204LORF	3539	3647	3717	3829	59.75	20	29.5	43	120	27.75
	76CY60244LDR0	3564	3671	3742	3855	59.75	24	29.5	43	128	32
	76CY60244LFR0	3564	3671	3742	3855	59.75	24	29.5	43	128	32
	76CY60244LORD	3564	3671	3742	3855	59.75	24	29.5	43	128	32
	76CY60244LORF	3564	3671	3742	3855	59.75	24	29.5	43	128	32
	76CY66204LDR0	3595	3706	3773	3890	65.75	20	29.5	49	136	30
	76CY66204LFR0*	3595	3706	3773	3890	65.75	20	29.5	49	136	30
	76CY66204LORD	3595	3706	3773	3890	65.75	20	29.5	49	136	30
	76CY66204LORF	3595	3706	3773	3890	65.75	20	29.5	49	136	30
	76CY66244LDR0	3609	3718	3790	3904	65.75	24	29.5	49	144	35
76CY66244LFR0	3609	3718	3790	3904	65.75	24	29.5	49	144	35	
76CY66244LORD	3609	3718	3790	3904	65.75	24	29.5	49	144	35	
76CY66244LORF	3609	3718	3790	3904	65.75	24	29.5	49	144	35	
76CY72204LDR0	3630	3739	3811	3924	71.75	20	29.5	55	152	32.75	
76CY72204LFR0	3630	3739	3811	3924	71.75	20	29.5	55	52	32.75	
76CY72204LORD	3630	3739	3811	3924	71.75	20	29.5	55	152	32.75	
76CY72204LORF	3630	3739	3811	3924	71.75	20	29.5	55	152	32.75	
76CY72244LDR0	3656	3767	3840	3955	71.75	24	29.5	55	160	38	
76CY72244LFR0	3656	3767	3840	3955	71.75	24	29.5	55	160	38	
76CY72244LORD	3656	3767	3840	3955	71.75	24	29.5	55	160	38	
76CY72244LORF	3656	3767	3840	3955	71.75	24	29.5	55	160	38	
76CY78204LDR0	3668	3780	3851	3966	77.75	20	29.5	61	168	35.5	
76CY78204LFR0	3668	3780	3851	3966	77.75	20	29.5	61	168	35.5	
76CY78204LORD	3668	3780	3851	3966	77.75	20	29.5	61	168	35.5	
76CY78204LORF	3668	3780	3851	3966	77.75	20	29.5	61	168	35.5	
76CY78244LDR0	3671	3784	3855	3972	77.75	24	29.5	61	176	41	
76CY78244LFR0	3671	3784	3855	3972	77.75	24	29.5	61	176	41	
76CY78244LORD	3671	3784	3855	3972	77.75	24	29.5	61	176	41	
76CY78244LORF	3671	3784	3855	3972	77.75	24	29.5	61	176	41	
76CY84204LDR0	3679	3788	3862	3978	83.75	20	29.5	67	184	38	
76CY84204LFR0	3679	3788	3862	3978	83.75	20	29.5	67	184	38	
76CY84204LORD	3679	3788	3862	3978	83.75	20	29.5	67	184	38	
76CY84204LORF	3679	3788	3862	3978	83.75	20	29.5	67	184	38	
76CY84244LDR0	3690	3803	3876	3993	83.75	24	29.5	67	192	44	
76CY84244LFR0	3690	3803	3876	3993	83.75	24	29.5	67	192	44	
76CY84244LORD	3690	3803	3876	3993	83.75	24	29.5	67	192	44	
76CY84244LORF	3690	3803	3876	3993	83.75	24	29.5	67	192	44	

ORDERING PROCEDURE

To order, please specify the following:

- 1) Krug product model number
- 2) Wood species and finish, see Page 11
- 3) Wood edge detail- I,H, L or P, see Page 3
- 4) Pull style, see Page 4
- 5) Grommet location if applicable

CODE DESCRIPTION

- 4 - full height pedestal
- L - left hand pedestal position
- R - right hand pedestal position
- D - 2 file drawers
- F - 2 box, 1 file drawer
- 0 - no pedestal

STANDARD FINISHES

For a complete list of standard wood finishes please see Page 117.

GROMMETS

One grommet in standard position is optional at no charge. Additional rectangular grommets are available at an upcharge of **\$152 list.**

Description	Model	Rift Oak or	Rift Oak or	C,M,W w/		W	D	H	KW	Shipping Weight	Cubic Feet
		Palette w/ Lam Top & Polymer Edge	Wood or Lam Top & Wood Edge	C,M,W w/ Lam Top & Polymer Edge	Wood or Lam Top & Wood Edge						
Single 36" Pedestal	76CY7220LBR0	3373	3472	3541	3647	71.75	20	29.5	35	116	32.75
Lateral File or	76CY7220LORB	3373	3472	3541	3647	71.75	20	29.5	35	116	32.75
Bookcase	76CY7220LFR0	3814	3929	4004	4120	71.75	20	29.5	35	156	32.75
Credenza with Hinged	76CY7220LORF	3814	3929	4004	4120	71.75	20	29.5	35	156	32.75
Wood Modesty Panel	76CY7224LBR0	3497	3604	3671	3783	71.75	24	29.5	35	120	38
	76CY7224LORB	3497	3604	3671	3783	71.75	24	29.5	35	120	38
	76CY7224LFR0*	3874	3991	4067	4189	71.75	24	29.5	35	160	38
	76CY7224LORF	3874	3991	4067	4189	71.75	24	29.5	35	160	38
	76CY7820LBR0	3454	3557	3627	3735	77.75	20	29.5	41	155	35.5
	76CY7820LORB	3454	3557	3627	3735	77.75	20	29.5	41	155	35.5
	76CY7820LFR0	3958	4077	4155	4281	77.75	20	29.5	41	195	35.5
	76CY7820LORF	3958	4077	4155	4281	77.75	20	29.5	41	195	35.5
	76CY7824LBR0	3545	3654	3723	3836	77.75	24	29.5	41	174	41
	76CY7824LORB	3545	3654	3723	3836	77.75	24	29.5	41	174	41
	76CY7824LFR0	4033	4153	4235	4361	77.75	24	29.5	41	199	41
	76CY7824LORF	4033	4153	4235	4361	77.75	24	29.5	41	199	41
	76CY8420LBR0	3497	3604	3671	3783	83.75	20	29.5	47	181	38
	76CY8420LORB	3497	3604	3671	3783	83.75	20	29.5	47	181	38
	76CY8420LFR0	4070	4192	4274	4401	83.75	20	29.5	47	221	38
	76CY8420LORF	4070	4192	4274	4401	83.75	20	29.5	47	221	38
	76CY8424LBR0	3573	3680	3752	3864	83.75	24	29.5	47	212	44
	76CY8424LORB	3573	3680	3752	3864	83.75	24	29.5	47	212	44
	76CY8424LFR0	4161	4287	4369	4500	83.75	24	29.5	47	252	44
	76CY8424LORF	4161	4287	4369	4500	83.75	24	29.5	47	252	44

Single 36"	76CY7220L3602R0	3541	3648	3718	3830	71.75	20	29.5	35	168	32.75
Combination	76CY7220LOR3604	3541	3648	3718	3830	71.75	20	29.5	35	168	32.75
Pedestal Credenza	76CY7224L3602R0*	3670	3783	3854	3970	71.75	24	29.5	35	176	38
with Hinged Wood	76CY7224LOR3604	3670	3783	3854	3970	71.75	24	29.5	35	176	38
Modesty Panel	76CY7820L3602R0	3686	3796	3870	3987	77.75	20	29.5	41	174	35.5
	76CY7820LOR3604	3686	3796	3870	3987	77.75	20	29.5	41	174	35.5
	76CY7824L3602R0	3760	3873	3949	4066	77.75	24	29.5	41	182	41
	76CY7824LOR3604	3760	3873	3949	4066	77.75	24	29.5	41	182	41
	76CY8420L3602R0	3830	3948	4022	4142	83.75	20	29.5	47	180	38
	76CY8420LOR3604	3830	3948	4022	4142	83.75	20	29.5	47	180	38
	76CY8424L3602R0	3847	3962	4039	4160	83.75	24	29.5	47	188	44
	76CY8424LOR3604	3847	3962	4039	4160	83.75	24	29.5	47	188	44

ORDERING NOTES:

Credenzas have the option of pulls instead of the standard touch latch doors. To select this option, please change the prefix in the model number from "76" to "77" ie: 77C7220LXLRX. Please refer to Page 4 for pull orientation below the worksurface. Locks are available on wood doors for an upcharge of **\$152 list**.

DIMENSION KEY

W - width
D - depth
H - height

CODE DESCRIPTION

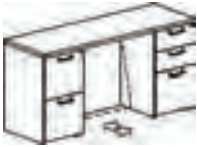
L - left hand pedestal position
R - right hand pedestal position
B - bookcase
F - Lateral File
0 - no pedestal
Y - hinged modesty panel
02 - 2 box, 1 file, 1 lateral file pedest
04 - 1 file, 2 box, 1 lateral file pedest

STANDARD FINISHES

For a complete list of standard wood finishes please see Page 117.

ARTEMIS | CREDENZAS

Description	Model	Rift Oak or	Rift Oak or	C,M,W w/	C,M,W w/	W	D	H	KW	Shipping Weight	Cubic Feet
		Palette w/ Lam Top & Polymer Edge	Wood or Lam Top & Wood Edge	C,M,W w/ Lam Top & Polymer Edge	Wood or Lam Top & Wood Edge						
Double Pedestal	76CY60204LDRD	3806	3920	3995	4114	59.75	20	29.5	28.5	220	27.75
Credenza with Hinged	76CY60204LDRF	3806	3920	3995	4114	59.75	20	29.5	28.5	220	27.75
Wood Modesty Panel	76CY60204LFRD	3806	3920	3995	4114	59.75	20	29.5	28.5	220	27.75
	76CY60204LFRF	3806	3920	3995	4114	59.75	20	29.5	28.5	220	27.75
	76CY60244LDRD	3830	3948	4022	4142	59.75	24	29.5	28.5	220	32
	76CY60244LDRF	3830	3948	4022	4142	59.75	24	29.5	28.5	220	32
	76CY60244LFRD	3830	3948	4022	4142	59.75	24	29.5	28.5	220	32
	76CY60244LFRF	3830	3948	4022	4142	59.75	24	29.5	28.5	220	32
	76CY66204LDRD	3859	3977	4053	4173	65.75	20	29.5	34.5	228	30
	76CY66244LDRD	3867	3983	4060	4182	65.75	24	29.5	34.5	228	35
	76CY66204LDRF	3859	3977	4053	4173	65.75	20	29.5	34.5	228	30
	76CY66244LDRF*	3867	3983	4060	4182	65.75	24	29.5	34.5	228	35
	76CY66204LFRD	3859	3977	4053	4173	65.75	20	29.5	34.5	228	30
	76CY66244LFRD	3867	3983	4060	4182	65.75	24	29.5	34.5	228	35
	76CY66204LFRF	3859	3977	4053	4173	65.75	20	29.5	34.5	228	30
	76CY66244LFRF	3867	3983	4060	4182	65.75	24	29.5	34.5	228	35
	76CY72204LDRD	3899	4019	4095	4217	71.75	20	29.5	40.5	228	32.75
	76CY72204LDRF	3899	4019	4095	4217	71.75	20	29.5	40.5	228	32.75
	76CY72204LFRD	3899	4019	4095	4217	71.75	20	29.5	40.5	228	32.75
	76CY72204LFRF	3899	4019	4095	4217	71.75	20	29.5	40.5	228	32.75
	76CY72244LDRD	3932	4048	4130	4252	71.75	24	29.5	40.5	236	38
	76CY72244LDRF	3932	4048	4130	4252	71.75	24	29.5	40.5	236	38
	76CY72244LFRD	3932	4048	4130	4252	71.75	24	29.5	40.5	236	38
	76CY72244LFRF	3932	4048	4130	4252	71.75	24	29.5	40.5	236	38
	76CY78204LDRD	3939	4059	4139	4261	77.75	20	29.5	46.5	234	35.5
	76CY78204LDRF	3939	4059	4139	4261	77.75	20	29.5	46.5	234	35.5
	76CY78204LFRD	3939	4059	4139	4261	77.75	20	29.5	46.5	234	35.5
	76CY78204LFRF	3939	4059	4139	4261	77.75	20	29.5	46.5	234	35.5
	76CY78244LDRD	3946	4064	4142	4267	77.75	24	29.5	46.5	242	41
	76CY78244LDRF	3946	4064	4142	4267	77.75	24	29.5	46.5	242	41
	76CY78244LFRD	3946	4064	4142	4267	77.75	24	29.5	46.5	242	41
	76CY78244LFRF	3946	4064	4142	4267	77.75	24	29.5	46.5	242	41
	76CY84204LDRD	3950	4067	4146	4271	83.75	20	29.5	52.5	240	38
	76CY84204LDRF	3950	4067	4146	4271	83.75	20	29.5	52.5	240	38
	76CY84204LFRD	3950	4067	4146	4271	83.75	20	29.5	52.5	240	38
	76CY84204LFRF	3950	4067	4146	4271	83.75	20	29.5	52.5	240	38
	76CY84244LDRD	3960	4080	4160	4284	83.75	24	29.5	52.5	248	44
	76CY84244LDRF	3960	4080	4160	4284	83.75	24	29.5	52.5	248	44
	76CY84244LFRD	3960	4080	4160	4284	83.75	24	29.5	52.5	248	44
	76CY84244LFRF	3960	4080	4160	4284	83.75	24	29.5	52.5	248	44



ORDERING PROCEDURE

To order, please specify the following:

- 1) Krug product model number
- 2) Wood species and finish, see Page 11
- 3) Wood edge detail- I,H, L or P, see Page 3
- 4) Pull style, see Page 4
- 5) Grommet location if applicable

CODE DESCRIPTION

4 - full height pedestal
 L - left hand pedestal position
 R - right hand pedestal position
 D - 2 file drawers
 F - 2 box, 1 file drawer
 Y - wood hinged modesty panel

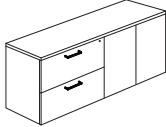



STANDARD FINISHES

For a complete list of standard wood finishes please see Page 117.

GROMMETS

One grommet in standard position is optional at no charge. Additional rectangular grommets are available at an upcharge of **\$152 list.**

ARTEMIS | CREDENZAS

Description	Model	Rift Oak or	Rift Oak or	C,M,W w/		W	D	H	Shipping Weight	Cubic Feet	
		Palette w/ Lam Top & Polymer Edge	Palette w/ Wood Lam Top & Wood Edge	C,M,W w/ Lam Top & Polymer Edge	C,M,W w/ Wood Lam Top & Wood Edge						
	76C6020LBRB	3348	3448	3516	3620	59.75	20	29.5	176	28	
	76C6020LBRF	3512	3618	3687	3797	59.75	20	29.5	192	28	
	76C6020LFRB	3512	3618	3687	3797	59.75	20	29.5	192	28	
	76C6020LFRF	3672	3785	3856	3974	59.75	20	29.5	208	28	
	76C6024LBRB	3393	3494	3563	3669	59.75	24	29.5	192	33	
	76C6024LBRF*	3591	3698	3770	3882	59.75	24	29.5	210	33	
	76C6024LFRB	3591	3698	3770	3882	59.75	24	29.5	210	33	
	76C6024LFRF	3788	3902	3978	4097	59.75	24	29.5	230	33	
	76C7220LBRB	3735	3846	3920	4038	71.75	20	29.5	208	32.75	
	76C7220LBRF	4387	4515	4606	4743	71.75	20	29.5	228	32.75	
	76C7220LFRB	4387	4515	4606	4743	71.75	20	29.5	228	32.75	
	76C7220LFRF	4809	4951	5047	5196	71.75	20	29.5	248	32.75	
	76C7224LBRB	3785	3896	3974	4092	71.75	24	29.5	224	38	
	76C7224LBRF	4466	4600	4689	4831	71.75	24	29.5	236	38	
	76C7224LFRB	4466	4600	4689	4831	71.75	24	29.5	236	38	
76C7224LFRF	4868	5013	5112	5264	71.75	24	29.5	256	38		
	76C6024LBRHAES*	5345	5506	5612	5782	59.75	24	29.5	176	28	
	76C6024LHAESRB	5345	5506	5612	5782	59.75	24	29.5	192	28	
	76C6024LFRHAES	5549	5717	5828	6002	59.75	24	29.5	192	28	
	76C6024LHAESRF	5549	5717	5828	6002	59.75	24	29.5	248	28	
	76C7224LBRHAES	5860	6035	6154	6336	71.75	24	29.5	192	33	
	76C7224LHAESRB	5860	6035	6154	6336	71.75	24	29.5	210	33	
	76C7224LFRHAES	5985	6163	6285	6471	71.75	24	29.5	210	33	
	76C7224LHAESRF	5985	6163	6285	6471	71.75	24	29.5	230	33	
NOTE: Height range of electric lift is 29.5" to 46.5".											
	76CC7224XL4D*	2873	2958	3015	3105	71.75	24	29.5	32	192	38
	76CC7224XL4F	2873	2958	3015	3105	71.75	24	29.5	32	192	38
	76CC7224XR4D	2873	2958	3015	3105	71.75	24	29.5	32	192	38
	76CC7224XR4F	2873	2958	3015	3105	71.75	24	29.5	32	192	38
	76CC7824XL4D	2903	2988	3047	3138	77.75	24	29.5	38	200	41
	76CC7824XL4F	2903	2988	3047	3138	77.75	24	29.5	38	200	41
	76CC7824XR4D	2903	2988	3047	3138	77.75	24	29.5	38	200	41
	76CC7824XR4F	2903	2988	3047	3138	77.75	24	29.5	38	200	41
	76CC8424XL4D	2933	3017	3078	3172	83.75	24	29.5	44	208	44
	76CC8424XL4F	2933	3017	3078	3172	83.75	24	29.5	44	208	44
	76CC8424XR4D	2933	3017	3078	3172	83.75	24	29.5	44	208	44
	76CC8424XR4F	2933	3017	3078	3172	83.75	24	29.5	44	208	44
		76CCC7224XL4D*	2929	3016	3076	3167	71.75	24	29.5	32	192
76CCC7224XL4F		2929	3016	3076	3167	71.75	24	29.5	32	192	38
76CCC7224XR4D		2929	3016	3076	3167	71.75	24	29.5	32	192	38
76CCC7224XR4F		2929	3016	3076	3167	71.75	24	29.5	32	192	38
76CCC7824XL4D		2962	3052	3109	3203	77.75	24	29.5	38	200	41
76CCC7824XL4F		2962	3052	3109	3203	77.75	24	29.5	38	200	41
76CCC7824XR4D		2962	3052	3109	3203	77.75	24	29.5	38	200	41
76CCC7824XR4F		2962	3052	3109	3203	77.75	24	29.5	38	200	41
76CCC8424XL4D		2991	3081	3140	3236	83.75	24	29.5	44	208	44
76CCC8424XL4F		2991	3081	3140	3236	83.75	24	29.5	44	208	44
76CCC8424XR4D		2991	3081	3140	3236	83.75	24	29.5	44	208	44
76CCC8424XR4F	2991	3081	3140	3236	83.75	24	29.5	44	208	44	

DIMENSION KEY

W - width
D - depth
H - height

CODE DESCRIPTION



L - left hand pedestal position
R - right hand pedestal position
B - bookcase
F - Lateral File
HAES - Height Adjustable Electric Lift (Single Stage)

STANDARD FINISHES

For a complete list of standard wood finishes please see Page 117.

Credenzas have the option of pulls instead of the standard touch latch doors. To select this option, please change the prefix in the model number from "76" to "77" ie: 77C7220LXLRX. Locks are available on wood doors for an up-charge of **\$152 list**.

ARTEMIS | 3/4 HEIGHT CREDENZAS

Description	Model	Rift Oak or	Rift Oak or	C,M,W w/		W	D	H	KW	Shipping Weight	Cubic Feet
		Palette w/ Lam Top & Polymer Edge	Wood or Lam Top & Wood Edge	C,M,W w/ Lam Top & Polymer Edge	C,M,W w/ Lam Top & Wood Edge						
Single Pedestal 3/4 Height Credenzas	76C60203LOR3011	2726	2807	2861	2948	59.75	20	23	28	191	21
	76C60203LOR3016*	2789	2873	2928	3016	59.75	20	23	28	202	21
	76C60203L3011RO	2726	2807	2861	2948	59.75	20	23	28	191	21
	76C60203L3016RO	2789	2873	2928	3016	59.75	20	23	28	202	21
	76C60243LOR3011**	3118	3211	3274	3373	59.75	24	23	28	204	25
	76C60243LOR3016	3193	3290	3353	3454	59.75	24	23	28	226	25
	76C60243L3011RO	3118	3211	3274	3373	59.75	24	23	28	191	25
	76C60243L3016RO	3193	3290	3353	3454	59.75	24	23	28	242	25
	76C66203LOR3611	2781	2864	2921	3009	59.75	20	23	28.5	191	21
	76C66203LOR3616	2846	2932	2985	3071	59.75	20	23	28.5	202	21
	76C66203L3611RO	2781	2864	2921	3009	59.75	20	23	28.5	191	21
	76C66203L3616RO	2846	2932	2985	3071	59.75	20	23	28.5	202	21
	76C66243LOR3611	3182	3278	3342	3441	59.75	24	23	28.5	204	25
	76C66243LOR3616	3257	3354	3420	3521	59.75	24	23	28.5	226	25
	76C66243L3611RO	3182	3278	3342	3441	59.75	24	23	28.5	191	25
	76C66243L3616RO	3257	3354	3420	3521	59.75	24	23	28.5	242	25
	76C72203LOR3611	2838	2922	2982	3069	71.75	20	23	34.5	191	25.5
	76C72203LOR3616	2903	2989	3048	3138	71.75	20	23	34.5	202	25.5
	76C72203L3611RO	2838	2922	2982	3069	71.75	20	23	34.5	191	25.5
	76C72203L3616RO	2903	2989	3047	3138	71.75	20	23	34.5	202	25.5
	76C72243LOR3611	3246	3344	3409	3510	71.75	24	23	34.5	204	30
	76C72243LOR3616	3322	3424	3489	3594	71.75	24	23	34.5	226	30
	76C72243L3611RO	3246	3344	3409	3510	71.75	24	23	34.5	191	30
	76C72243L3616RO	3322	3424	3489	3594	71.75	24	23	34.5	242	30
	76C84203LOR3611	3236	3331	3397	3498	83.75	20	23	46.5	191	29.5
	76C84203LOR3616	3301	3399	3465	3568	83.75	20	23	46.5	202	29.5
	76C84203L3611RO	3236	3331	3397	3498	83.75	20	23	46.5	191	29.5
	76C84203L3616RO	3301	3399	3468	3568	83.75	20	23	46.5	202	29.5
	76C84243LOR3611	3661	3770	3844	3958	83.75	24	23	46.5	204	35
	76C84243LOR3616	3606	3713	3787	3899	83.75	24	23	46.5	226	35
76C84243L3611RO	3661	3770	3844	3958	83.75	24	23	46.5	191	35	
76C84243L3616RO	3606	3713	3787	3899	83.75	24	23	46.5	242	35	
76C96243LOR3616	3567	3678	3745	3859	95.5	24	23	58.5	254	40	
76C96243LOR3611	3142	3236	3298	3398	95.5	24	23	58.5	240	40	
76C96243L3611RO	3299	3398	3463	3567	95.5	24	23	58.5	240	40	
76C96243L3616RO	3567	3678	3745	3859	95.5	24	23	58.5	254	40	

ORDERING NOTES:

For the hinged modesty panel option add Y after C -eg. 76CY60203LOR3011 and add a 10% upcharge. Credenzas have the option of pulls instead of the standard touch latch doors. To select this option, please change the prefix in the model number from "76" to "77" ie: 77C7220XLXRX. Please refer to Page 4 for pull orientation below the worksurface. Locks are available on wood doors for an upcharge of **\$152 list**. The 15 open/lateral file module can be used in place of the 16 box/file module at the same price. The 18 open/closed bookcase module can be used in place of the 11 closed module at the same price.

ORDERING PROCEDURE

To order, please specify the following:

- 1) Krug product model number
- 2) Wood species and finish, see Page 11
- 3) Wood edge detail- I,H, L or P, see Page 3
- 4) Pull style, see Page 4
- 5) Grommet location if applicable

CODE DESCRIPTION

- 3 - 3/4 height credenza
- L - left hand pedestal position
- R - right hand pedestal position
- 0 - no pedestal
- 11 - closed bookcase
- 15 - top open, lateral file
- 16 - box, lateral file
- 17 - open bookcase
- 18 - top open, closed bookcase


STANDARD FINISHES

For a complete list of standard wood finishes please see Page 117.

GROMMETS

One grommet in standard position is optional at no charge. Additional rectangular grommets are available at an upcharge of **\$152 list**.

ARTEMIS | 3/4 HEIGHT CREDENZAS

Description	Model	Rift Oak or	Rift Oak or	C,M,W w/		W	D	H	Shipping Weight	Cubic Feet
		Palette w/ Lam Top & Polymer Edge	Wood or Lam Top & Wood Edge	C,M,W w/ Lam Top & Polymer Edge	C,M,W w/ Wood or Lam Top & Wood Edge					
Full Face 3/4 Height Credenzas 	76C60203L3011R3011	3697	3809	3881	3997	59.75	20	23	186	21
	76C60203L3011R3016	4284	4414	4498	4632	59.75	20	23	191	21
	76C60203L3011R3017	3307	3405	3471	3577	59.75	20	23	171	21
	76C60203L3016R3011	3718	3830	3906	4022	59.75	24	23	191	21
	76C60203L3016R3016	3696	3806	3880	3996	59.75	20	23	202	21
	76C60203L3016R3017	4141	4265	4348	4478	59.75	20	23	179	21
	76C60203L3017R3011	3307	3405	3471	3577	59.75	20	23	171	21
	76C60203L3017R3016	4141	4265	4348	4478	59.75	20	23	179	21
	76C60203L3017R3017	2806	2891	2947	3035	59.75	20	23	156	21
	76C60243L3011R3011	3771	3885	3960	4079	59.75	24	23	193	25
	76C60243L3011R3016	3855	3972	4047	4170	59.75	24	23	204	25
	76C60243L3011R3017	3373	3473	3541	3647	59.75	24	23	178	25
	76C60243L3016R3011	3855	3972	4047	4170	59.75	24	23	204	25
	76C60243L3016R3016	3830	3948	4023	4143	59.75	24	23	226	25
	76C60243L3016R3017	3732	3844	3918	4036	59.75	24	23	216	25
	76C60243L3017R3011	3373	3473	3541	3647	59.75	24	23	178	25
	76C60243L3017R3016	3732	3844	3918	4036	59.75	24	23	216	25
	76C60243L3017R3017	2917	3004	3062	3156	59.75	24	23	163	25
	76C72203L3611R3611	3845	3959	4037	4158	71.5	24	23	197	25.5
	76C72203L3611R3616	3991	4110	4189	4316	71.75	20	23	213.5	25.5
	76C72203L3611R3617	3439	3594	3697	3856	71.5	20	23	182	25.5
	76C72203L3616R3611	3991	4110	4189	4316	71.75	20	23	213.5	25.5
	76C72203L3616R3616	3965	4085	4164	4289	71.75	20	23	218.5	25.5
	76C72203L3616R3617	3858	3975	4053	4172	71.75	20	23	218.5	25.5
	76C72203L3617R3611	3439	3577	3666	3810	71.5	20	23	182	25.5
	76C72203L3617R3616	3858	3975	4053	4172	71.75	20	23	199	25.5
	76C72203L3617R3617	3035	3197	3307	3479	71.5	20	23	167	25.5
	76C72243L3611R3611	3921	4085	4193	4366	71.5	24	23	200	30
	76C72243L3611R3616	4140	4264	4347	4477	71.75	24	23	240	30
	76C72243L3611R3617	3509	3613	3684	3793	71.5	24	23	185	30
	76C72243L3616R3611	4140	4264	4347	4477	71.75	24	23	240	30
	76C72243L3616R3616	4112	4236	4317	4447	71.75	24	23	237	30
	76C72243L3616R3617	4003	4120	4204	4327	71.75	24	23	224.5	30
	76C72243L3617R3611	3509	3613	3684	3793	71.5	24	23	185	30
	76C72243L3617R3616*	4003	4120	4204	4327	71.75	24	23	224.5	30
	76C72243L3617R3617	3095	3187	3248	3346	71.5	24	23	170	30
	76C84203L2411C3016R3011	5436	5600	5708	5878	83.5	20	23	276	29.5
	76C84203L2411C3016R3016	5227	5384	5488	5652	83.5	20	23	293	29.5
	76C84203L2411C3016R3017	5023	5173	5274	5430	83.5	20	23	266	29.5
	76C84203L2411C3017R3011	4439	4572	4663	4799	83.5	20	23	269	29.5
76C84203L2411C3017R3016	5023	5173	5274	5430	83.5	20	23	266	29.5	
76C84203L3011C3016R2411	5436	5600	5708	5878	83.5	20	23	276	29.5	
76C84203L3011C3017R2411	4439	4572	4663	4799	83.5	20	23	269	29.5	
76C84203L3016C3016R2411	5227	5227	5227	5227	83.5	20	23	293	29.5	
76C84203L3016C3017R2411	5023	5173	5274	5430	83.5	20	23	266	29.5	
76C84203L3017C3016R2411	5023	5173	5274	5430	83.5	20	23	266	29.5	


DIMENSION KEY

W - width
D - depth
H - height

STANDARD FINISHES

For a complete list of standard wood finishes please see Page 117.

ARTEMIS | 3/4 HEIGHT CREDENZAS

Description	Model	Rift Oak or	Rift Oak or	C,M,W w/		W	D	H	Shipping Weight	Cubic Feet
		Palette w/ Lam Top & Polymer Edge	Wood or Lam Top & Wood Edge	C,M,W w/ Lam Top & Polymer Edge	Wood or Lam Top & Wood Edge					
	76C84243L2411C3016R3011	5545	5712	5822	5995	83.5	24	23	315	35
	76C84243L2411C3016R3016	5331	5493	5598	5765	83.5	24	23	328	35
	76C84243L2411C3016R3017*	5122	5277	5381	5539	83.5	24	23	305	35
	76C84243L2411C3017R3011	4530	4680	4781	4939	83.5	24	23	269	35
	76C84243L2411C3017R3016	5122	5274	5372	5531	83.5	24	23	305	35
	76C84243L3011C3016R2411	5545	5694	5794	5954	83.5	24	23	315	35
	76C84243L3011C3017R2411	4530	4680	4781	4939	83.5	24	23	269	35
	76C84243L3016C3016R2411	5331	5481	5582	5740	83.5	24	23	328	35
	76C84243L3016C3017R2411	5122	5274	5372	5531	83.5	24	23	305	35
	76C84243L3017C3016R2411	5122	5274	5372	5531	83.5	24	23	305	35
	76C90203L3011C3016R3017	4600	5603	5703	5860	89.5	20	23	271	32
	76C90203L3011C3017R3016	5452	5603	5703	5860	89.5	20	23	271	32
	76C90203L3016C3016R3016	5751	5902	6002	6159	89.5	20	23	311	32
	76C90203L3016C3017R3011	5452	5614	5722	5895	89.5	20	23	271	32
	76C90203L3016C3017R3016	5562	5729	5840	6016	89.5	20	23	300	32
	76C90203L3017C3016R3011	5452	5614	5722	5895	89.5	20	23	271	32
	76C90243L3011C3016R3017	5560	5726	5838	6014	89.5	24	23	282	37
	76C90243L3011C3017R3016	5604	5773	5888	6067	89.5	24	23	282	37
	76C90243L3016C3016R3016	5560	5726	5838	6014	89.5	24	23	312	37
	76C90243L3016C3017R3011	5674	5844	5958	6137	89.5	24	23	282	37
	76C90243L3016C3017R3016	5560	5726	5838	6014	89.5	24	23	293	37
	76C90243L3017C3016R3011	6141	6328	6448	6642	89.5	24	23	282	37
	76C96203L2411C3616R3611	5904	6081	6199	6387	95.5	20	23	307	36.5
	76C96203L2411C3616R3616	5674	5844	5958	6137	95.5	20	23	326	36.5
	76C96203L2411C3616R3617	5010	5161	5261	5420	95.5	20	23	294	36.5
	76C96203L2411C3617R3611	5674	5844	5958	6137	95.5	20	23	262	36.5
	76C96203L2411C3617R3616	6141	6328	6448	6642	95.5	20	23	294	36.5
	76C96203L3611C3616R2411	5016	5168	5267	5425	95.5	20	23	307	36.5
	76C96203L3611C3617R2411	5904	6081	6199	6387	95.5	20	23	262	36.5
	76C96203L3616C3616R2411	6141	6328	6448	6642	95.5	20	23	326	36.5
76C96203L3616C3617R2411	6141	6328	6448	6642	95.5	20	23	304	36.5	
76C96203L3617C3616R2411	6079	6262	6385	6575	95.5	20	23	304	36.5	
76C96203L3011C3016R3617	6079	6262	6385	6575	95.5	20	23	304	36.5	
76C96203L3011C3617R3016	6543	6739	6870	7078	95.5	20	23	304	36.5	
76C96203L3016C3616R3016	6311	6498	6625	6823	95.5	24	23	348	40	
76C96203L3016C3616R3017	6228	6414	6540	6735	95.5	24	23	304	40	
76C96203L3016C3617R3011	6311	6498	6625	6823	95.5	24	23	304	40	
76C96203L3016C3617R3016	6311	6498	6625	6823	95.5	24	23	336	40	
76C96203L3617C3016R3016	6079	6263	6385	6575	95.5	24	23	336	40	
76C96203L3617C3016R3011	6266	6454	6580	6777	95.5	24	23	304	40	

ORDERING NOTES:

For the hinged modesty panel option add Y after C -eg. 76CY60203L0R3011 and add a 10% upcharge. Credenzas have the option of pulls instead of the standard touch latch doors. To select this option, please change the prefix in the model number from "76" to "77" ie: 77C7220XLXR. Please refer to page 4 for pull orientation below the worksurface. Locks are available on wood doors for an **upcharge of \$152 list**. The 15 open/lateral file module can be used in place of the 16 box/file module at the same price. The 18 open/closed bookcase module can be used in place of the 11 closed module at the same price.

ORDERING PROCEDURE

To order, please specify the following:

- 1) Krug product model number
- 2) Wood species and finish, see Page 11
- 3) Wood edge detail- I,H, L or P, see Page 3
- 4) Pull style, see Page 4
- 5) Grommet location if applicable

*Indicates model illustrated by line drawing.

CODE DESCRIPTION

- 3 - 3/4 height credenza
- L - left hand pedestal position
- R - right hand pedestal position
- 11 - closed bookcase
- 15 - top open, lateral file
- 16 - box, lateral file
- 17 - open bookcase
- 18 - top open, closed bookcase


STANDARD FINISHES

For a complete list of standard wood finishes please see Page 117.

GROMMETS

One grommet in standard position is optional at no charge. Additional rectangular grommets are available at an upcharge of **\$152 list**.

ARTEMIS | 3/4 HEIGHT & CORNER CREDENZAS

Description	Model	Rift Oak or	Rift Oak or	C,M,W w/		W	D	H	Shipping Weight	Cubic Feet
		Palette w/ Lam Top & Polymer Edge	Wood or Lam Top & Wood Edge	C,M,W w/ Lam Top & Polymer Edge	Wood or Lam Top & Wood Edge					
	76C96243L2411C3616R3611	6024	6207	6325	6515	95.5	20	23	320	36.5
	76C96243L2411C3616R3616	5791	5965	6080	6263	95.5	20	23	334	36.5
	76C96243L2411C3616R3617	5116	5272	5370	5534	95.5	20	23	320	36.5
	76C96243L2411C3617R3611	5791	5965	6080	6263	95.5	20	23	288	36.5
	76C96243L2411C3617R3616	6266	6454	6580	6777	95.5	20	23	320	36.5
	76C96243L3611C3616R2411	5116	5302	5424	5616	95.5	20	23	320	36.5
	76C96243L3611C3617R2411	6024	6207	6325	6515	95.5	20	23	288	36.5
	76C96243L3616C3616R2411	5791	5791	5791	5791	95.5	20	23	334	36.5
	76C96243L3616C3617R2411	5791	5965	6080	6263	95.5	20	23	320	36.5
	76C96243L3617C3616R2411	6200	6388	6511	6708	95.5	20	23	320	36.5
	76C96243L3011C3016R3617*	6200	6388	6511	6708	95.5	20	23	316	36.5
	76C96243L3011C3617R3016	6674	6873	7007	7216	95.5	20	23	316	36.5
	76C96243L3016C3616R3016	6438	6630	6760	6962	95.5	24	23	360	40
	76C96243L3016C3616R3017	6353	6543	6671	6870	95.5	24	23	328	40
	76C96243L3016C3617R3011	5791	5965	6080	6263	95.5	24	23	316	40
	76C96243L3016C3617R3016	6438	6630	6760	6962	95.5	24	23	328	40
	76C96243L3617C3016R3016	6438	6630	6760	6962	95.5	24	23	328	40
	76C96243L3617C3016R3011	6353	6543	6671	6870	95.5	24	23	316	40

DIMENSION KEY

W - width
D - depth
H - height

CODE DESCRIPTION

L - left hand pedestal position
R - right hand pedestal position
4 - full height pedestal
X - full height fixed modesty
D - 2 file drawers
F - 2 box, 1 file drawer

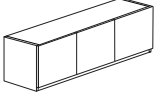



STANDARD FINISHES

For a complete list of standard wood finishes please see Page 117.

LOCKS

Locks are available on wood doors for an upcharge of \$152 list.

ARTEMIS | OVERHEADS

Description	Model	Cherry		W	D	H	Doors	Shipping Weight	Cubic Feet
		Rift Oak Palette	Maple Walnut						
Single Wall Mounted Overhead with Wood Doors 	76OHW361616	1141	1199	35.75	15.75	16	2	64	7
	76OHW421616	1195	1254	41.75	15.75	16	2	71	8.5
	76OHW481616*	1285	1349	47.75	15.75	16	3	82	9
	76OHW541616	1331	1396	53.75	15.75	16	4	89.5	10.75
	76OHW601616	1374	1443	59.75	15.75	16	4	96	11.5
	76OHW661616	1449	1521	65.75	15.75	16	4	102	12.75
	76OHW721616	1526	1603	71.75	15.75	16	4	109	13.75
	76OHW841616	1899	1995	83.75	15.75	16	4	129	16.25
Single Wall Mounted Overhead with Frosted Glass Doors 	76OHW361616X	1372	1440	35.75	15.75	16	2	64	7
	76OHW421616X*	1434	1506	41.72	15.75	16	2	71	8.5
	76OHW481616X	1540	1619	47.75	15.75	16	3	82	9
	76OHW541616X	1593	1673	53.75	15.75	16	4	89.5	10.75
	76OHW601616X	1646	1731	59.75	15.75	16	4	96	11.5
	76OHW661616X	1738	1825	71.75	15.75	16	4	109	13.75
	76OHW721616X	1828	1921	65.75	15.75	16	4	102	12.75
	76OHW841616X	2280	2394	71.75	15.75	16	4	129	13.75
Single Height Overhead with Paper Manager 	76OHPMW361620	1485	1560	35.75	15.75	20	2	78	8.5
	76OHPMW421620	1556	1633	41.75	15.75	20	2	84	10
	76OHPMW481620	1642	1724	47.75	15.75	20	3	96	10.5
	76OHPMW541620	1728	1813	53.75	15.75	20	4	106	12.75
	76OHPMW601620*	1788	1878	59.75	15.75	20	4	114	13.5
	76OHPMW661620	1882	1977	65.75	15.75	20	4	122	15.25
	76OHPMW721620	1984	2084	71.75	15.75	20	4	129	16.25
	76OHPMW841620	2470	2593	83.75	15.75	20	4	150	19
Single Height Overhead with Paper Manager 	76OHPMW361620X	1782	1872	35.75	15.75	20	2	78	8.5
	76OHPMW421620X	1866	1959	41.75	15.75	20	2	84	10
	76OHPMW481620X	2004	2106	47.75	15.75	20	3	96	10.5
	76OHPMW541620X	2073	2176	53.75	15.75	20	4	106	12.75
	76OHPMW601620X*	2144	2252	59.75	15.75	20	4	114	13.5
	76OHPMW661620X	2257	2373	65.75	15.75	20	4	122	15.25
	76OHPMW721620X	2381	2497	71.75	15.75	20	4	129	16.25
	76OHPMW841620X	2964	3112	83.75	15.75	20	4	150	19

ORDERING NOTES

Fluorescent tasklights come standard with all overheads. L.E.D. tasklights are available, please see page 72 for the upcharge price.

ORDERING PROCEDURE

To order, please specify the following:


- 1) Krug product model number
- 2) Wood species and finish, see Page 11
- 3) Wood edge detail- I, H, L or P, see Page 3
- 4) Pull style, see Page 4
- 5) Grommet location if applicable


CODE DESCRIPTION


X - silver metallic framed frosted glass doors


STANDARD FINISHES

For a complete list of standard wood finishes please see Page 117.

Description	Model	Cherry		W	D	H	Doors	Shipping Weight	Cubic Feet
		Rift Oak Palette	Maple Walnut						
Single Height Overhead with Sliding Wood Doors	76OSW481616	1827	1920	47.75	16	16	1	95	10
	76OSW601616	2024	2126	59.75	16	16	1	112	12
	76OSW661616*	2086	2191	65.75	16	16	1	121	13
	76OSW721616	2140	2249	71.5	16	16	1	129	14.5
	76OSW781616	2500	2625	77.5	16	16	2	148	15.5
	76OSW841616	2673	2807	83.5	16	16	2	157	16.5
	76OSW901616	3027	3179	89.5	16	16	2	166	17.5
	76OSW961616	3237	3398	95.5	16	16	2	174	19

Single Height Overhead with Sliding Back Painted Glass Doors	76OSW481616Z	2370	2489	47.75	16	16	1	99	10
	76OSW601616Z	2609	2740	59.75	16	16	1	117	12
	76OSW661616Z*	2742	2880	65.75	16	16	1	126	13
	76OSW721616Z	2824	2965	71.5	16	16	1	134	14.5
	76OSW781616Z	3965	4164	77.5	16	16	2	156	15.5
	76OSW841616Z	4141	4348	83.5	16	16	2	165	16.5
	76OSW901616Z	4600	4830	89.5	16	16	2	174	17.5
	76OSW961616Z	4921	5168	95.5	16	16	2	183	19

Single Height Overhead, Open End with Sliding Wood Doors	76OSOEW721616	2313	2430	71.5	16	16	2	91	14.5
	76OSOEW781616*	2601	2732	77.5	16	16	2	99	15.5
	76OSOEW841616	2780	2920	77.5	16	16	2	103	16.5
	76OSOEW901616	3147	3307	89.5	16	16	2	118	18.5
	76OSOEW961616	3368	3536	95.5	16	16	2	126	19.5
	76OSOEW1201616	3974	4172	120	16	16	2	162	24
	76OSOEW1441616	4454	4675	144	16	16	2	188	28.5

Single Height Overhead, Open End with Sliding Back Painted Glass Doors	76OSOEW721616Z	3655	3851	71.5	16	16	2	91	14.5
	76OSOEW781616Z*	4125	4331	77.5	16	16	2	99	15.5
	76OSOEW841616Z	4308	4521	77.5	16	16	2	103	16.5
	76OSOEW901616Z	4785	5024	89.5	16	16	2	118	18.5
	76OSOEW961616Z	5117	5372	95.5	16	16	2	126	19.5
	76OSOEW1201616Z	5859	6153	120	16	16	2	162	24
	76OSOEW1441616Z	5935	6230	144	16	16	2	188	28.5

ORDERING NOTES

120" and 144" overheads are shipped in 2 pieces.

L.E.D. tasklights come standard on all sliding door overheads. Fluorescent lights are not available on sliding door overheads.

DIMENSION KEY

W - width
D - depth
H - height

CODE DESCRIPTION

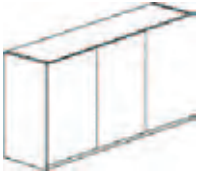
Z - back painted glass doors

STANDARD FINISHES

For a complete list of standard wood finishes please see Page 117.

ARTEMIS | OVERHEADS

Description	Model	Rift Oak Palette	Cherry		W	D	H	Doors	Shipping Weight	Cubic Feet
			Maple	Walnut						
Double Wall Mounted Overhead with Wood Doors	76OHW361630 76OHW421630 76OHW481630*	1598 1668 1789	1678 1748 1869		35.75 41.75 47.75	15.75 15.75 15.75	29.5 29.5 29.5	2 2 3	100 112 130	12 14.5 16



Double Wall Mounted Overhead with Frosted Glass Doors	76OHW361630X 76OHW421630X* 76OHW481630X	1920 2104 2253	2016 2210 2366		35.75 41.75 47.75	15.75 15.75 15.75	29.5 29.5 29.5	2 2 3	100 112 130	12 14.5 16
---	---	----------------------	----------------------	--	-------------------------	-------------------------	----------------------	-------------	-------------------	------------------



Double Height Overhead with Paper Manager	76OHPMW361633 76OHPMW421633 76OHPMW481633*	2080 2166 2313	2184 2274 2430		35.75 41.75 47.75	15.75 15.75 15.75	33 33 33	2 2 3	90 111 136	14 16.25 18.25
---	--	----------------------	----------------------	--	-------------------------	-------------------------	----------------	-------------	------------------	----------------------



Double Height Overhead with Glass Doors and Paper Manager	76OHPMW361633X 76OHPMW421633X 76OHPMW481633X*	2493 2601 2773	2618 2732 2912		35.75 41.75 47.75	15.75 15.75 15.75	33 33 33	2 2 3	90 111 136	14 16.25 18.25
---	---	----------------------	----------------------	--	-------------------------	-------------------------	----------------	-------------	------------------	----------------------



ORDERING NOTES

Fluorescent tasklights come standard with all overheads. L.E.D. tasklights are available, please see page 72 for the upcharge price.

ORDERING PROCEDURE

To order, please specify the following:

- 1) Krug product model number
- 2) Wood species and finish, see Page 11
- 3) Wood edge detail- I, H, L or P, see Page 3
- 4) Pull style, see Page 4
- 5) Grommet location if applicable

CODE DESCRIPTION

X - silver metallic framed frosted glass doors


STANDARD FINISHES


For a complete list of standard wood finishes please see Page 117.

GROMMETS

One grommet in standard position is optional at no charge. Additional rectangular grommets are available at an upcharge of **\$152 list.**


ARTEMIS | OVERHEADS & WALL MOUNTED TACKBOARDS

Description	Model	Cherry		W	D	H	Doors	Shipping Weight	Cubic Feet
		Rift Oak Palette	Maple Walnut						
 Double Height Overhead with Sliding Wood Doors	76OSW481630	2220	2332	47.75	16	30	1	1221	17
	76OSW601630	2422	2545	59.75	16	30	1	158	20.5
	76OSW661630*	2684	2819	65.75	16	30	1	175	22.5
	76OSW721630	2944	3092	71.5	16	30	1	194	24.5
	76OSW781630	3090	3244	77.5	16	30	2	211	26.5
	76OSW841630	3161	3319	83.5	16	30	2	230	28.5
	76OSW961630	3847	4039	95.5	16	30	2	256	32.5

 Double Height Overhead with Sliding Back Painted Glass Doors	76OSW481630Z	2827	2968	47.75	16	30	1	122	17
	76OSW601630Z	3177	3336	59.75	16	30	1	158	20.5
	76OSW661630Z*	3533	3709	65.75	16	30	1	175	22.5
	76OSW721630Z	3886	4080	71.5	16	30	1	194	24.5
	76OSW781630Z	5205	5466	77.5	16	30	2	211	26.5
	76OSW841630Z	5373	5642	83.5	16	30	2	230	28.5
	76OSW961630Z	6224	6536	95.5	16	30	2	256	32.5

ORDERING NOTES: L.E.D. tasklights come standard on all sliding door overheads. Fluorescent lights are not available on sliding door overheads.

Description	Model	Tasklight Count									W	H	COM	WT
		1	2	3	4	5	6	7	8	9				
Wall Mounted Tackboard	76TBOHW3624	302	420	446	561	680	791	912	1058	1252	35.75	24	1.5	1.75
	76TBOHW4224	337	454	480	596	716	824	948	1090	1286	35.75	24	1.5	2.25
	76TBOHW4824	376	465	487	613	733	840	971	1117	1341	47.75	24	1.75	2.25
	76TBOHW6024	426	568	596	648	764	1058	1222	1387	1647	59.75	24	2	3
	76TBOHW6624*	465	634	677	827	989	1178	1338	1529	1821	65.75	24	2	3.25
	76TBOHW7224	512	783	816	1084	1332	1348	1547	1767	2058	71.75	24	2.25	3.5
Wall Mounted Tackboard for 3/4 Height Credenzas	76TBOHW3630	379	422	464	531	691	844	995	1158	1360	35.75	30	1.5	2.25
	76TBOHW4230	422	567	599	744	895	1032	1181	1394	1609	42.75	30	1.5	2.5
	76TBOHW4830	470	583	610	765	917	1053	1212	1394	1677	47.75	30	1.75	3
	76TBOHW6030	533	710	744	928	1116	1318	1528	1734	2061	59.75	30	2	3.5
	76TBOHW6630*	583	793	848	661	1240	1474	1672	1913	2279	65.75	30	2	4
	76TBOHW7230	640	981	1021	1355	1664	1686	1934	2206	2570	71.75	30	2.25	4.5
Wall Mounted Tackboard for Overheads with Paper Management	76TBOHPMW3620	380	423	465	533	693	846	1001	1164	1370	35.75	20	1.25	2.25
	76TBOHPMW4220	423	522	602	747	898	1036	1190	1371	1615	42.75	20	1.25	2.5
	76TBOHPMW4820	471	585	613	767	921	1058	1220	1403	1688	47.75	20	1.5	3
	76TBOHPMW5420	502	648	679	849	1019	1193	1434	1572	1881	53.75	20	1.75	3.5
	76TBOHPMW6020	535	714	747	931	1120	1328	1535	1745	2072	59.75	20	1.75	3.5
	76TBOHPMW6620*	586	798	852	1038	1245	1481	1680	1922	2291	65.75	20	2	4
76TBOHPMW7220	643	984	1027	1359	1671	1693	1944	1922	2291	71.75	20	2	4.5	

LED Light Upcharges	Model	Price
	36"- 48" Overhead/ Hutch	236
	54"- 84" Overhead/ Hutch	246
	90"-108" Overhead/ Hutch	473
	120"- 144" Overhead/Hutch	494

ORDERING NOTES:

L.E.D. can replace the standard task light on both overheads and hutches. Please note clearly on purchase order.

DIMENSION KEY

W - width
D - depth
H - height


CODE DESCRIPTION

Z - back painted glass doors


STANDARD FINISHES

For a complete list of standard wood finishes please see Page 117.


ARTEMIS | WALL MOUNTED BACK-PAINTED GLASS

Description	Model	Price	W	D	H	Shipping Weight	Cubic Feet	
	Wall Mounted Back Painted Glass 23.5"	76GPW3624	1765	35.75	-	23.5	48	1.5
	76GPW4224	1852	41.75	-	23.5	56	1.75	
	76GPW4824	1936	47.75	-	23.5	64	2	
	76GPW5424	2023	53.75	-	23.5	72	2.25	
	76GPW6024	2136	59.75	-	23.5	80	2.5	
	76GPW6624*	2295	65.75	-	23.5	88	2.75	
	76GPW7224	2452	71.5	-	23.5	96	3	
	76GPW7824	2638	77.5	-	23.5	104	3.25	
	76GPW8424	2810	83.5	-	23.5	112	3.5	
	76GPW9024	3255	89.5	-	23.5	120	3.75	
76GPW9624	3384	95.5	-	23.5	128	4		


ORDERING NOTES: Use between wall mounted Overheads and Full Height Credenza.

	Wall Mounted Back Painted Glass 30"	76GPW3630	2108	35.75	-	30	60	2
	76GPW4230	2221	41.75	-	30	70	2.25	
	76GPW4830	2323	47.75	-	30	80	2.5	
	76GPW5430	2410	53.75	-	30	90	2.75	
	76GPW6030	2567	59.75	-	30	100	3.25	
	76GPW6630*	2984	65.75	-	30	110	3.5	
	76GPW7230	3184	71.5	-	30	120	3.75	
	76GPW7830	3428	77.5	-	30	130	4	
	76GPW8430	3628	83.5	-	30	140	4.25	
	76GPW9030	3798	89.5	-	30	150	4.75	
76GPW9630	3798	95.5	-	30	160	5		

ORDERING NOTES: Use between wall mounted Overheads and 3/4 Height Credenzas.

	Magnetic Back Painted Glass 23.5"	76GPW3624M	1936	35.75	-	23.5	48	1.5
	76GPW4224M	2053	41.75	-	23.5	56	1.75	
	76GPW4824M	2166	47.75	-	23.5	64	2	
	76GPW5424M	2280	53.75	-	23.5	72	2.25	
	76GPW6024M	2422	59.75	-	23.5	80	2.5	
	76GPW6624M*	2625	65.75	-	23.5	88	2.75	
	76GPW7224M	2824	71.5	-	23.5	96	3	
	76GPW7824M	3055	77.5	-	23.5	104	3.25	
	76GPW8424M	3269	83.5	-	23.5	112	3.5	
	76GPW9024M	3757	89.5	-	23.5	120	3.75	
76GPW9624M	3930	95.5	-	23.5	128	4		

ORDERING NOTES: Use between wall mounted Overheads and Full Height Credenza. Please note that magnets are not supplied.

	Magnetic Back Painted Glass 30"	76GPW3630M	2323	35.75	-	30	60	2
	76GPW4230M	2465	41.75	-	30	70	2.25	
	76GPW4830M	2595	47.75	-	30	80	2.5	
	76GPW5430M	2723	53.75	-	30	90	2.75	
	76GPW6030M	2911	59.75	-	30	100	3.25	
	76GPW6630M*	3156	65.75	-	30	110	3.5	
	76GPW7230M	3412	71.5	-	30	120	3.75	
	76GPW7830M	3656	77.5	-	30	130	4	
	76GPW8430M	3941	83.5	-	30	140	4.25	
	76GPW9030M	4186	89.5	-	30	150	4.75	
76GPW9630M	4401	95.5	-	30	160	5		

ORDERING NOTES: Use between wall mounted Overheads and 3/4 Height Credenzas. Please note that magnets are not supplied.

ORDERING PROCEDURE

To order, please specify the following:

- 1) Krug product model number
- 2) Wood species and finish, see Page 11
- 3) Wood edge detail- I, H, L or P, see Page 3
- 4) Pull style, see Page 4
- 5) Grommet location if applicable

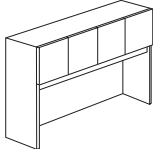
CODE DESCRIPTION

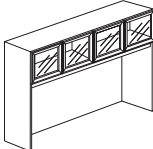
M- magnetic back-painted glass

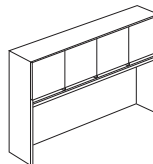
BACK PAINTED GLASS

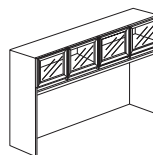
Standard finish is white

ARTEMIS | HUTCHES

Description	Model	Cherry		W	D	H	Tackboard Height	Shipping Weight	Cubic Feet
		Rift Oak Palette	Maple Walnut						
 5 Hi Hutch with Wood Doors	76HT601640	2707	2842	59.75	30	39.5	23.5	167	24.5
	76HT661640	2881	3027	65.75	15.75	39.5	23.5	181	28.5
	76HT721640	3292	3456	71.75	15.75	39.5	23.5	193	31
	76HT781640*	3547	3727	77.75	15.75	39.5	23.5	206	33.5
	76HT841640	3803	3993	83.75	15.75	39.5	23.5	219	36
	76HT961640	3866	4060	96	16	39.5	23.5	247	43
	76HT1021640	4728	4965	102	16	39.5	23.5	296	43
	76HT1081640	4908	5154	108	16	39.5	23.5	310	58.5

 5 Hi Hutch with Frosted Glass Doors	76HT601640X	3032	3180	59.75	16	39.5	23.5	167	24.5
	76HT661640X	3224	3386	65.75	15.75	39.5	23.5	181	28.5
	76HT721640X	3688	3873	71.75	15.75	39.5	23.5	193	31
	76HT781640X*	3975	4173	77.75	15.75	39.5	23.5	208	33.5
	76HT841640X	4261	4473	83.75	15.75	39.5	23.5	219	36
	76HT961640X	4331	4540	96	16	39.5	23.5	247	43
	76HT1021640X	5295	5549	102	16	39.5	23.5	296	43
	76HT1081640X	5498	5765	108	16	39.5	23.5	310	58.5

 5 Hi Hutch with Wood Doors and Paper Manager	76HTPM601640	3330	3497	59.75	16	39.5	20.5	186	24.5
	76HTPM661640	3552	3728	65.75	15.75	39.5	20.5	199	28.5
	76HTPM721640	4059	4261	71.75	15.75	39.5	20.5	214	31
	76HTPM781640*	4120	4328	77.75	15.75	39.5	20.5	228	33.5
	76HTPM841640	4185	4395	83.75	15.75	39.5	20.5	242	36
	76HTPM961640	4756	4994	96	16	39.5	20.5	276	43

 5 Hi Hutch with Frosted Glass Doors and Paper Manager	76HTPM601640X	3732	3918	59.75	16	39.5	20.5	186	24.5
	76HTPM661640X	3978	4177	65.75	15.75	39.5	20.5	199	28.5
	76HTPM721640X	4545	4773	71.75	15.75	39.5	20.5	214	31
	76HTPM781640X*	4616	4846	77.75	15.75	39.5	20.5	228	33.5
	76HTPM841640X	4690	4924	83.75	15.75	39.5	20.5	242	36
	76HTPM961640X	5328	5595	96	16	39.5	20.5	276	43

ORDERING NOTES: Fluorescent tasklights and grade 1 tackboards come standard with all hutches. L.E.D. tasklights are available, please see page 72 for upcharge price. To specify a Voice/Power/Data module with any hutch, please add "W" at the end of the model number and a **\$252 list** upcharge.

DIMENSION KEY

W - width
D - depth
H - height

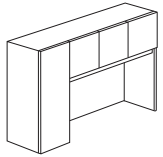
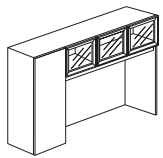
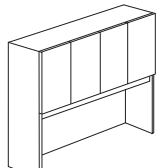

CODE DESCRIPTION

X - silver metallic framed frosted glass doors

STANDARD FINISHES

For a complete list of standard wood finishes please see Page 117.

ARTEMIS | HUTCHES

Description	Model	Rift Oak Palette	Cherry Maple Walnut	W	D	H	Tackboard Height	Shipping Weight	Cubic Feet
5 Hi Hutch Single Pier with Wood Doors on Overhead 	76HTPR661640L0OHR11	3710	3894	65.75	16	39.5	23.5	202	26.75
	76HTPR661640L11OHR0	3710	3894	65.75	16	39.5	23.5	202	26.75
	76HTPR721640L11OHR0*	3952	4147	71.75	15.75	39.5	23.5	215	31
	76HTPR721640L0OHR11	3952	4147	71.75	15.75	39.5	23.5	215	31
	76HTPR781640L11OHR0	4258	4469	77.75	15.75	39.5	23.5	233	33.5
	76HTPR781640L0OHR11	4258	4469	77.75	15.75	39.5	23.5	233	33.5
	76HTPR841640L11OHR0	4564	4793	83.75	15.75	39.5	23.5	251	36
	76HTPR841640L0OHR11	4564	4793	83.75	15.75	39.5	23.5	251	36
	76HTPR961640L0OHR11	4897	5141	96	16	39.5	23.5	266	43
	76HTPR961640L11OHR0	4897	5141	96	16	39.5	23.5	266	43
5 Hi Hutch Single Pier with Frosted Glass Doors on Overhead 	76HTPR661640L0OHR11X	4155	4363	65.75	16	39.5	23.5	202	26.75
	76HTPR661640L11XOHR0	4155	4363	65.75	16	39.5	23.5	202	26.75
	76HTPR721640L11OHXR0*	4189	4398	71.75	15.75	39.5	23.5	215	31
	76HTPR721640L0OHXR11	4189	4398	71.75	15.75	39.5	23.5	215	31
	76HTPR781640L11OHXR0	4496	4712	77.75	15.75	39.5	23.5	233	33.5
	76HTPR781640L0OHXR11	4496	4712	77.75	15.75	39.5	23.5	233	33.5
	76HTPR841640L11OHXR0	4799	5038	83.75	15.75	39.5	23.5	251	36
	76HTPR841640L0OHXR11	4799	5038	83.75	15.75	39.5	23.5	251	36
	76HTPR961640L0OHR11X	5483	5758	96	16	39.5	23.5	266	43
	76HTPR961640L11XOHR0	5483	5758	96	16	39.5	23.5	266	43
6 Hi Hutch with Wood Doors 	76HT601653	2789	2928	59.75	16	53	23.5	231	32.5
	76HT661653*	3028	3179	65.75	15.75	53	23.5	250	37.75
	76HT721653	3439	3610	71.75	15.75	53	23.5	268	41
	76HT781653	3718	3904	77.75	15.75	53	23.5	287	44.5
	76HT841653	3995	4196	83.75	15.75	53	23.5	305	47.75
	76HT961653	4162	4370	96	16	53	23.5	354	56
6 Hi Hutch with Frosted Glass Doors 	76HT601653X	3126	3280	59.75	16	53	23.5	231	32.5
	76HT661653X*	3381	3547	65.75	15.75	53	23.5	250	37.75
	76HT721653X	3846	4038	71.75	15.75	53	23.5	268	41
	76HT781653X	4131	4337	77.75	15.75	53	23.5	287	44.5
	76HT841653X	4417	4637	83.75	15.75	53	23.5	305	47.75
	76HT961653X	4664	4897	96	16	53	23.5	354	56

ORDERING NOTES: To specify a Voice/Power/Data module with any hutch, please add "W" at the end of the model number and a **\$252 list** upcharge.

ORDERING PROCEDURE

To order, please specify the following:

- 1) Krug product model number
- 2) Wood species and finish, see Page 11
- 3) Wood edge detail- I,H, L or P, see Page 3
- 4) Pull style, see Page 4
- 5) Grommet location if applicable

CODE DESCRIPTION

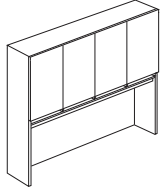
X - silver metallic framed frosted glass doors
 L - left handed position
 R - right handed position
 0 - no pier
 11 - closed door wood pier

STANDARD FINISHES

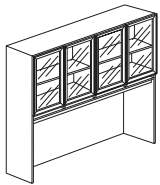
For a complete list of standard wood finishes please see Page 117.

ARTEMIS | HUTCHES

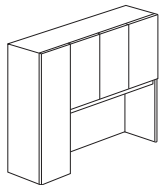
Description	Model	Cherry		W	D	H	Tackboard Height	Shipping Weight	Cubic Feet
		Rift Oak Palette	Maple Walnut						
6 Hi Hutch with Wood Doors and Paper Manager	76HTPM661653*	3710	3894	65.75	15.75	53	20.25	269	37.75
	76HTPM721653	4221	4432	71.75	15.75	53	20.25	289	41
	76HTPM781653	4281	4494	77.75	15.75	53	20.25	298	44.5
	76HTPM841653	4340	4558	83.75	15.75	53	20.25	328	47.75



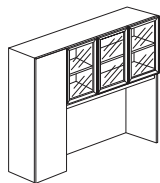
6 Hi Hutch with Frosted Glass Doors and Paper Manager	76HTPM661653X*	4131	4337	65.75	15.75	53	20.25	269	37.75
	76HTPM721653X	4692	4928	71.75	15.75	53	20.25	289	41
	76HTPM781653X	4773	5010	77.75	15.75	53	20.25	298	44.5
	76HTPM841653X	4848	5093	83.75	15.75	53	20.25	328	47.75



6 Hi Hutch Single Pier with Wood Doors on Overhead	76HTPR721653L11OHR0*	4131	4337	71.75	15.75	53	23.5	294	41
	76HTPR721653L0OHR11	4131	4337	71.75	15.75	53	23.5	294	41
	76HTPR781653L11OHR0	4437	4658	77.75	15.75	53	23.5	303	44.5
	76HTPR781653L0OHR11	4437	4658	77.75	15.75	53	23.5	303	44.5
	76HTPR841653L11OHR0	4746	4984	83.75	15.75	53	23.5	312	47.75
	76HTPR841653L0OHR11	4746	4984	83.75	15.75	53	23.5	312	47.75



6 Hi Hutch Single Pier with Frosted Glass Doors on Overhead	76HTPR721653L11OHXR0*	4429	4652	71.75	15.75	53	23.5	294	41
	76HTPR721653L0OHXR11	4429	4652	71.75	15.75	53	23.5	294	41
	76HTPR781653L11OHXR0	4722	4959	77.75	15.75	53	23.5	303	44.5
	76HTPR781653L0OHXR11	4722	4959	77.75	15.75	53	23.5	303	44.5
	76HTPR841653L11OHXR0	5016	5267	83.75	15.75	53	23.5	312	47.75
	76HTPR841653L0OHXR11	5016	5267	83.75	15.75	53	23.5	312	47.75



ORDERING NOTES: Fluorescent tasklights and grade 1 tackboards come standard with all hutches. L.E.D. tasklights are available, please see page 72 for upcharge price. Pier hutches have an option of a pull on the pier door only. To select this option, change model number from "76" to "77" ie:77HTPR841640L11OHXR0.

DIMENSION KEY

W - width
D - depth
H - height

CODE DESCRIPTION

X - silver metallic framed frosted glass doors
L - left handed position
R - right handed position
0 - no pier
11 - closed door wood pier
PM - paper manager

STANDARD FINISHES

For a complete list of standard wood finishes please see Page 117.

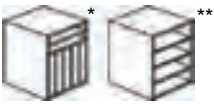
ARTEMIS | TACKBOARD UPCHARGES & PAPER MANAGERS

All hutches include a tackboard in Krug panel grade 1 fabric . Use this chart to find the upcharge for tackboard fabrics grades 2-9 and add it to the cost of the hutch. Only Krug panel fabrics are available on KrugExpress.

Description		FABRIC GRADES								COM
		2	3	4	5	6	7	8	9	
Tackboard	60" Tackboard	143	309	468	633	799	962	1131	1327	2
Upcharges for standard hutches	66" Tackboard	165	359	521	697	869	1021	1199	1487	2
	72" Tackboard	199	426	622	837	1036	1236	1437	1727	2.25
	78" Tackboard	234	500	735	974	1206	1443	1677	2003	2.5
	84" Tackboard	278	580	859	1136	1414	1690	1965	2322	2.5
	90" Tackboard	287	601	894	1179	1467	1755	2043	2415	2.75
	96" Tackboard	299	626	930	1228	1528	1827	2126	2415	3
	102" Tackboard	331	714	1048	1403	1743	2070	2433	2988	3
	108" Tackboard	363	781	1149	1536	1909	2271	2638	3273	3
	72" single pier door hutch tackboard	149	317	460	615	764	910	1059	1285	1.5
	78" single pier door hutch tackboard	149	317	460	615	764	910	1059	1285	1.5
84" single pier door hutch tackboard	165	357	521	697	868	1032	1199	1487	2	

ORDERING NOTES: Tasklights come standard with all hutches.

Description	Model	Rift Oak	Cherry	W	D	H	Shipping Weight	Cubic Feet
		Palette	Maple Walnut					
Paper Manager with Open Shelves	76PM18122002*	948	994	17.75	12	19.75	50	3
	76PM18122003**	960	1011	17.75	12	19.75	50	3



ORDERING PROCEDURE

To order, please specify the following:

- 1) Krug product model number
- 2) Wood species and finish, see Page 11
- 3) Wood edge detail- I,H, L or P, see Page 3
- 4) Pull style, see Page 4
- 5) Grommet location if applicable

CODE DESCRIPTION

PM - paper manager

STANDARD FINISHES

For a complete list of standard wood finishes please see Page 117

ARTEMIS | PEDESTALS

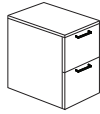
Description	Model	Cherry		W	D	H	Shipping Weight	Cubic Feet
		Rift Oak Palette	Maple Walnut					
Pedestal Desk Height 2 Box, 1 File	76P16184F*	1276	1342	15.75	18	28.5	61	6.5
	76P16284F	1474	1547	15.75	27.5	28.5	66	9



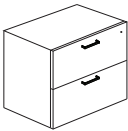
Pedestal Desk Height 2 File	76P16184D*	1179	1239	15.75	18	28.5	61	6.5
	76P16284D	1374	1443	15.75	27.5	28.5	66	9



Pedestal Lateral File	76P301801*	1569	1647	30	18	28.5	104	11.5
	76P361801	1758	1845	36	18	28.5	112	13.5



Pedestal 36" 1 File/ 2 Box & Lateral File Combination	76P361802	1729	1815	36	18	28.5	112	13.5
---	-----------	------	------	----	----	------	-----	------



Pedestal 36" 2 Box, 1 File & Lateral File Combination	76P361804	1729	1815	36	18	28.5	112	13.5
---	-----------	------	------	----	----	------	-----	------



ORDERING NOTES: Unfinished top and back pedestals are to be used with desk or credenza shells.

DIMENSION KEY

W - width
D - depth
H - height

CODE DESCRIPTION

D - 2 file drawers
F - 2 box, 1 file drawer
01 - lateral file
02 - 1 file/2 box & lateral file
04 - 2 box, 1 file & lateral file

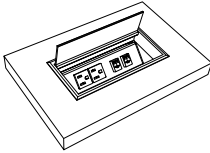
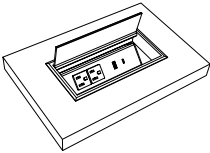
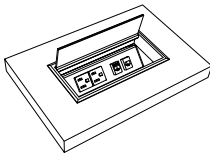
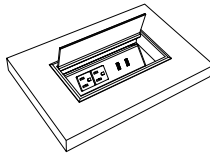
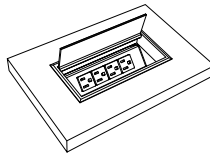
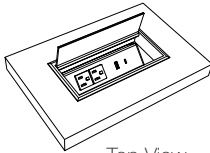

STANDARD FINISHES

For a complete list of standard wood finishes please see Page 117.

PALETTE FINISHES

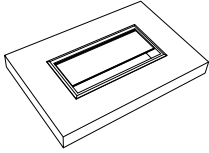
Artemis Casegoods are available for full cases in a PALETTE finish for the same price as the Rift Oak.

POWERPORTS

Description	Model	Price	W	D	H	Shipping Weight	Cubic Feet
PowerPort 1 - 2 RJ45s (Category 5/6)	PORT1	278	8	4	-	-	-
	Port Includes: 2 accessible power outlets & 1 side utility outlet powered by a 10' plug-in cord; 2 RJ45 (category 5/6) each with hard wired 10' data cords; 2 velcro wire managers and metal PowerPort shroud. PortPort lid is Silver Metallic. NOTE: RJ45 jacks with hard wired data cords included here must be within 10' of building utilities source to be functional.						
PowerPort 2 - USB-A & USB-C	PORT2	280	8	4	-	-	-
	Port Includes: 2 accessible power outlets & 1 side utility outlet; 1 USB-A & 1 USB-C charging ports all powered by a 10' plug-in cord; 2 velcro wire managers and metal PowerPort shroud. PortPort lid is Silver Metallic.						
PowerPort 3 - RJ11 & RJ45	PORT3	269	8	4	-	-	-
	Port Includes: 2 accessible power outlets & 1 side utility outlet; 1 RJ11 & 1 RJ45 (Category 5/6); 2 Velcro wire managers & PowerPort Shroud; 1 x 10 Foot Data Cords (T568A) & 1 x 14 Foot RJ11 (Telecomm); powered by a 10' plug-in cord. PortPort lid is Silver Metallic. NOTE: RJ45 & RJ11 jacks with hard wired data cords included here must be within 10' of building utilities source to be functional.						
PowerPort 4 - 2 USB-A	PORT4	286	8	4	-	-	-
	Port Includes: 2 accessible power outlets & 1 side utility outlet; 2- USB-A charging ports all powered by a 10' plug-in cord; 2 velcro wire managers and metal PortPort shroud. PortPort lid is Silver Metallic.						
PowerPort 5 - 4 Receptacles	PORT5	280	8	4	-	-	-
	Port Includes: 4 accessible power outlets & 1 side utility outlet powered by a 10' plug-in cord; 2 velcro wire managers and metal power port shroud. PortPort lid is Silver Metallic.						
PowerPort 6 - USB-A, USB-C & RJ45	PORT6	406	8	4	-	-	-
 	Port Includes: 2 accessible power outlets & 1 side utility outlet 1 USB-A, 1 USB-C charging ports all powered by a 10' plug-in power cord. Includes 2 velcro wire managers and metal PortPort shroud with 2 data plate knock outs, 1 #M02 plate insert & 2 #S01W RJ45 female input, punch down terminal output snap in jacks. 2nd data plate knock out is blank for future use. PortPort lid is Silver Metallic.						

POWERPORTS

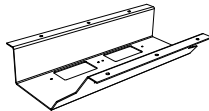
Description	Model	Price	W	D	H	Shipping Weight	Cubic Feet
Port - no Powerbar	Port0	137	8	4	-	-	-



Port Includes: Port lid & Shroud only.

ORDERING NOTE: Velcro wire managers not included, see below for pricing. Port lid is Silver Metallic.

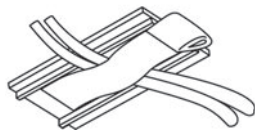
PowerPort Shroud with 2 Data Plate Knock-outs	SHROUD2KO	Must be requested - no upcharge	-	-	-	-	-
---	-----------	------------------------------------	---	---	---	---	---



Angled PowerPort Shroud Includes: shroud with 2 data plate knock-outs in the bottom.

ORDERING NOTE: Please refer to data plate, data and AV integration options on page XX.

Velcro Wire Manager (qty 1)	WM-4	26	2	4.5	0.5	-	-
-----------------------------	------	----	---	-----	-----	---	---



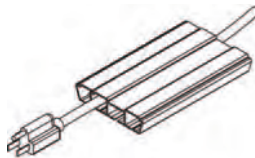
2 velcro wire managers are included with Ports 1-5.

Wire Management Trough	WM-72	182	72	3	1	-	-
------------------------	-------	-----	----	---	---	---	---



Wire Management Trough is standard in a 72" length & can be cut to specific length; double-sided tape installation.

4-Channel Wire Management	CM-72	231	72	3	1	-	-
---------------------------	-------	-----	----	---	---	---	---





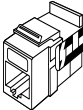
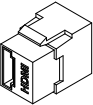
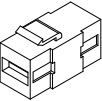
4-Channel Wire Management is standard in a 72" length & can be cut to specific length; double-sided tape installation.

Round Grommet	Round Grommet - Silver Metallic	152	-	-	-	-	-
	Round Grommet - Black	152	-	-	-	-	-



One 60mm Grommet in a standard position is available at no charge per table.

POWER/DATA

SNAP IN PORTS	Reference Code	Description	List Price
ADAPTOR PLATES			
	M02	Adaptor Plate (2) - accepts two snap in data ports	38
	M04	Adaptor Plate (4) - accepts four snap in data ports	38
	M06	Adaptor Plate (6) - accepts six snap in data ports	38
ORDERING NOTES: Blank covers are required when port is not in use, please see page 55.			
		RJ-45 - Category 6 data connection. This connector is also downwards compatible with Category 5 cabling. Connector is a female input with a #110 punch-down terminal block output (back side of Console interface) for on-site hard wire connection.	47
	S01W	RJ45-CAT6 (White)	
	S01B	RJ45-CAT6 (Blue)	
	S01R	RJ45-CAT6 (Red)	
		RJ11 - Telephone type connection. Connector is a female input with a #110 punch-down terminal block output (back side of Console interface) for on-site hard wire connection.	32
	S02W	RJ11 (White)	
	S02B	RJ11-B (Black)	
	S02G	RJ11-G (Green)	
	S02R	RJ11-R (Red)	
	S02Y	RJ11-Y (Yellow)	
	S04	HDMI - High Definition Multimedia Interface connection. Connector carries both HD audio and video data. Connector is a female-to-female pass through.	173
	S08	USB-A - Full size USB "A" style connection. Connector is a female-to-female pass through.	61

Description	Model	Price	W	D	H	Shipping Weight	Cubic Feet
Power Data Module	76PVDM	226	6.25	3.25	-	1	0.25



Height Adjustable
Table Programmable
Display- 4 Position
Memory



ARTEMIS | ACCESSORIES & CABLE MANAGEMENT

Description	Model	Price	W	D	H	Shipping Weight	Cubic Feet
Keyboard Tray for Standard Units	76KBAMT1912*	411	28	-	8.25	20	20
	76KBAMT1912S	483	28	-	8.25	20	20

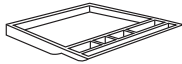


Keyboard Tray for Angled & Curved Units	76KBAMT1912X	428	28	-	8.25	20	20
---	--------------	-----	----	---	------	----	----



ORDERING NOTES: Must be used on Corner Desk or Corner Credenzas.

Pencil Drawer	76PD2119*	295	21	19	2	2	1
	76PD2119S	331	21	19	2	2	1



ORDERING NOTES: Pencil drawer is black in color.

Pencil Cup	76APH	193				1	0.25
------------	-------	-----	--	--	--	---	------



ORDERING NOTES: Pencil Cup is Silver Metallic in color.

Silver Metallic Trough	76CT36	59	-	-	-	0.25	-
	76CT42	74	-	-	-	0.25	-
	76CT48	91	-	-	-	0.25	-
	76CT54	105	-	-	-	0.5	-
	76CT60	121	-	-	-	0.5	-
	76CT66	137	-	-	-	0.5	-
	76CT72	152	-	-	-	0.75	-
	76CT84	168	-	-	-	0.75	-



Height Adjustable Work Surface Cable Manager	88HACM1	89	4	3	21.5	5	0.25
--	---------	----	---	---	------	---	------

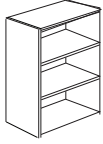


DIMENSION KEY

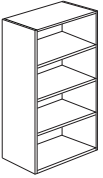
W - width
D - depth
H - height

ARTEMIS | BOOKCASES

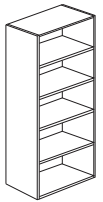
Description	Model	Rift Oak/ Palette	Cherry Maple Walnut	W	D	H	Shipping Weight	Cubic Feet
3 Hi Bookcase	76BC361642	1929	2028	36	16	42	103	17.5



4 Hi Bookcase Open Shelves	76BC301655*	1966	2063	30	15.75	55.25	64	18
	76BC361655	2010	2109	36	15.75	55.25	72	21.75



5 Hi Bookcase Open Shelves	76BC301669*	2131	2238	30	15.75	69	100	22.75
	76BC361669	2173	2282	36	15.75	69	112	27



6 Hi Bookcase	76BC301683*	2502	2636	30	16	82.75	163	28.25
	76BC361683	2560	2686	36	16	82.75	-	28



ORDERING PROCEDURE







To order, please specify the following:

- 1) Krug product model number
- 2) Wood species and finish, see Page 11
- 3) Wood edge detail- I, H, L or P, see page 3
- 4) Pull style, see Page 4
- 5) Grommet location if applicable

STANDARD FINISHES

For a complete list of standard wood finishes please see Page 117.

ARTEMIS | 1.5 HI & 2 HI STORAGE

Description	Model	Rift Oak or	Rift Oak or	C,M,W w/		W	D	H	Shipping Weight	Cubic Feet
		Palette w/ Lam Top & Polymer Edge	Wood or Lam Top & Wood Edge	C,M,W w/ Lam Top & Polymer Edge	Wood or Lam Top & Wood Edge					
1.5 Hi Storage Unit, Closed Bookcase	76ST30242311*	1840	1896	1932	1990	30	24	23	87	46.5
	76ST36242311	1988	2043	2083	2139	36	24	23	115.5	50.25
										
1.5 Hi Storage Unit, Box/Lateral File	76ST30242316	2149	2214	2257	2326	30	24	23	115.75	54.5
	76ST36242316*	2301	2368	2415	2487	36	24	23	75	11.75
										
1.5 Hi Storage Unit, Open Bookcase	76ST30242317	1647	1699	1732	1782	30	24	23	98	11.75
	76ST36242317*	1781	1837	1871	1927	36	24	23	101.25	16.25
										
2 Hi Storage Unit Closed Bookcase	76ST36202911*	1911	1967	2004	2064	36	20	29.5	104	14.75
	76ST36242911	1949	2007	2046	2107	36	24	29.5	108	17.5
										
2 Hi Storage Unit Lateral File	76ST30202901	2230	2298	2341	2412	30	20	29.5	205	11.5
	76ST30242901*	2340	2410	2458	2530	30	24	29.5	222	13.75
	76ST36202901	2518	2593	2642	2721	36	20	29.5	116	14.75
	76ST36242901	2552	2630	2680	2760	36	24	29.5	120	17.5
										
2 Hi Bookcase Open Shelves	76BC301629*	1539	1588	1618	1666	30	15.75	29.5	48	10
	76BC361629	1583	1632	1662	1712	36	15.75	29.5	56	12
										

DIMENSION KEY

W - width
D - depth
H - height

CODE DESCRIPTION

11 - closed bookcase
16 - box/lateral file
17 - open bookcase
01 - 2 lateral files

STANDARD FINISHES

For a complete list of standard wood finishes please see Page 117.

PALETTE FINISHES

Artemis Caseloads are available for full cases in a PALETTE finish for the same price as the Rift Oak with Polymer Edge column in the price guide.

ARTEMIS | STORAGE

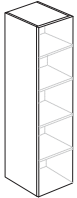
Description	Model	Cherry		W	D	H	Shipping Weight	Cubic Feet
		Rift Oak/ Palette	Maple Walnut					
3 Hi Storage Units,	76ST36204201	3378	3545	36	20	29.5	175	25.25
Lateral Files	76ST36244201*	3452	3624	36	24	29.5	187	30



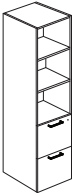
4 Hi Storage Unit	76ST30205501	3164	3322	30	20	55.25	218	16
Lateral File	76ST36205501*	3560	3738	36	20	55.25	176	27
	76ST36245501	3786	3975	36	24	55.25	196	32



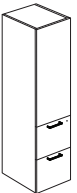
5 Hi, 19", Storage Unit Closed Shelves	76ST19246911L*	3076	3231	18.75	24	69	132	21.75
	76ST19246911R	3076	3231	18.75	24	69	132	21.75



5 Hi, 19", Storage Unit 2 File, 3 Open Shelves	76ST19246990	3112	3267	18.75	24	69	132	21.75
--	--------------	------	------	-------	----	----	-----	-------



5 Hi, 19", Storage Unit 2 File, 3 Closed Shelves	76ST19246991L*	3336	3501	18.75	24	69	132	21.75
	76ST19246991R	3336	3501	18.75	24	69	132	21.75



ORDERING NOTES: Storage units have the option of pulls instead of the standard touch latch doors. To select this option, please change the prefix in the model number from "76" to "77" ie: 77WR36246901. Please refer to Page 4 for pull orientation above and below the worksurface.

ORDERING PROCEDURE

To order, please specify the following:

- 1) Krug product model number
- 2) Wood species and finish, see Page 11
- 3) Wood edge detail- I,H, L or P, see Page 3
- 4) Pull style, see Page 4
- 5) Grommet location if applicable

CODE DESCRIPTION

- 01 - lateral files
- L - door hinged left
- R - door hinged right
- 11 - closed shelves
- 90 - 2 file, 3 open shelves
- 91 - 2 file, 3 closed shelves

STANDARD FINISHES

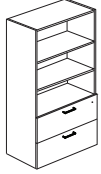
For a complete list of standard wood finishes please see Page 117.

LOCKS

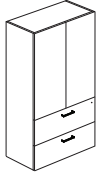
Locks are available on wood doors for an upcharge of **\$152 list**.

ARTEMIS | STORAGE

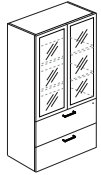
Description	Model	Finish		W	D	H	Shipping Weight	Cubic Feet
		Rift Oak/ Palette	Cherry Maple Walnut					
5 Hi Storage Unit - 2 Lateral File, 3 Open Shelves	76ST36206903*	3881	4074	36	20	69	180	33.5
	76ST36246903	3927	4119	36	24	69	188	39.75



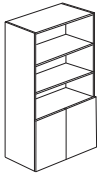
5 Hi Storage Unit - 2 Lateral File, 3 Closed Shelves	76ST30246904	3743	3931	30	24	69	240	31.25
	76ST36206904*	4332	4547	36	20	69	192	33.5
	76ST36246904	4381	4600	36	24	69	200	39.75



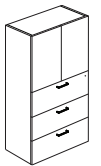
5 Hi Storage Unit 2 Lateral File, 3 Closed Shelves, Frosted Glass Doors	76ST36206904X*	4590	4818	36	20	69	192	33.5
	76ST36246904X	4643	4874	36	24	69	200	39.75



5 Hi Storage Unit 2 Closed, 3 Open Shelves	76ST36206913	3104	3260	36	20	69	104	33.5
	76ST36246913*	3140	3295	36	24	69	116	39.75



5 Hi Storage Unit 3 Lateral File, 2 Closed Shelves	76ST36246908	4816	5056	36	24	69	192	39.75
--	--------------	------	------	----	----	----	-----	-------



ORDERING NOTES: Storage units have the option of pulls instead of the standard touch latch doors. To select this option, please change the prefix in the model number from "76" to "77" ie: 77WR36246901. Please refer to Page 4 for pull orientation above and below the worksurface.

DIMENSION KEY

W - width
D - depth
H - height

CODE DESCRIPTION

03 - 2 lateral File, 3 open shelves
04 - 2 lateral File, 3 closed shelves
13 - 2 closed, 3 open shelves
08 - 3 lateral File, 2 closed shelves
X - silver metallic framed frosted glass doors

STANDARD FINISHES

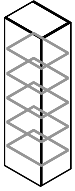
For a complete list of standard wood finishes please see Page 117.

LOCKS

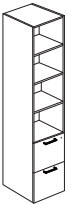
Locks are available on wood doors for an up-charge of **\$152 list**.

ARTEMIS | STORAGE

Description	Model	Rift Oak/ Palette	Cherry Maple Walnut	W	D	H	Shipping Weight	Cubic Feet
6 Hi Storage Unit	76ST19248311L*	3356	3523	18.75	24	82.75	160	26
Closed Shelves	76ST19248311R	3356	3523	18.75	24	82.75	160	26



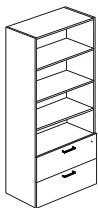
6 Hi Storage Unit 2 File, 4 Open Shelves	76ST19248390	3393	3562	18.75	24	82.75	160	26
---	--------------	------	------	-------	----	-------	-----	----



6 Hi Storage Unit	76ST19248391L*	3630	3812	18.75	24	82.75	160	26
2 File, 4 Closed Shelves	76ST19248391R	3630	3812	18.75	24	82.75	160	26



6 Hi Storage Unit 2 Lateral File, 4 Open Shelves	76ST36208303*	4035	4236	36	20	82.75	216	40
	76ST36248303	3969	4168	36	24	82.75	224	47.5



ORDERING NOTES: Storage units have the option of pulls instead of the standard touch latch doors. To select this option, please change the prefix in the model number from "76" to "77" ie: 77WR36246901. Please refer to Page 4 for pull orientation above and below the worksurface.

ORDERING PROCEDURE

To order, please specify the following:

- 1) Krug product model number
- 2) Wood species and finish, see Page 11
- 3) Wood edge detail- I,H, L or P, see Page 3
- 4) Pull style, see Page 4
- 5) Grommet location if applicable

CODE DESCRIPTION

- L - door hinged left
- R - door hinged right
- 11 - closed shelves
- 90 - 2 file, 3 open shelves
- 91 - 2 file, 3 closed shelves
- 03 - 2 lateral File, 3 open shelves

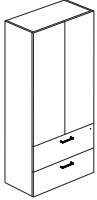
STANDARD FINISHES

For a complete list of standard wood finishes please see Page 117.

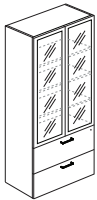
LOCKS

Locks are available on wood doors for an upcharge of **\$152 list**.

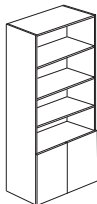
Description	Model	Finish		W	D	H	Shipping Weight	Cubic Feet
		Rift Oak/ Palette	Cherry Maple Walnut					
6 Hi Storage Unit 2	76ST30248304	3954	4140	30	24	82.75	228	37.5
Lateral File, 4 Closed Shelves	76ST36208304*	4355	4573	36	20	82.75	220	40
	76ST36248304	4405	4635	36	24	82.75	279	47.5



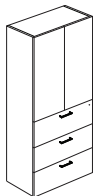
6 Hi Storage Unit 2	76ST36208304X*	4762	5000	36	20	82.75	220	40
Lateral File, 4 Closed Shelves with Frosted Glass Doors	76ST36248304X	4796	5036	36	24	82.75	228	40



6 Hi Storage Unit 2	76ST36208313*	3246	3409	36	20	82.75	200	40
Closed, 4 Open Shelves	76ST36248313	3286	3452	36	24	82.75	208	40



6 Hi Storage Unit 3	76ST36248308	4628	4860	36	24	82.75	220	40
Lateral File, 3 Closed Shelves								



ORDERING NOTES: Storage units have the option of pulls instead of the standard touch latch doors. To select this option, please change the prefix in the model number from "76" to "77" ie: 77WR36246901. Please refer to Page 4 for pull orientation above and below the worksurface.

DIMENSION KEY

W - width
D - depth
H - height

CODE DESCRIPTION

04 - 2 lateral File, 3 closed shelves
X - silver metallic framed frosted glass doors
13 - 2 closed, 3 open shelves
08 - 3 lateral File, 2 closed shelves

STANDARD FINISHES

For a complete list of standard wood finishes please see Page 117.

PALETTE FINISHES

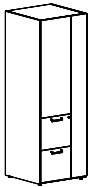
Artemis Caseloads are available for full cases in a PALETTE finish for the same price as the Rift Oak.

ARTEMIS | WARDROBES

Description	Model	Rift Oak/ Palette	Cherry Maple Walnut	W	D	H	Shipping Weight	Cubic Feet
5 Hi, 19" Wardrobe	76WR19246902L*	2552	2680	19	24	69	172	25.5
	76WR19246902R	2552	2680	19	24	69	172	25.5



5 Hi Wardrobe, 2 Files 3 Closed Shelves with Wood Door	76WR24246914*	3790	3980	24	24	69	260	29
	76WR24246915	3790	3980	24	24	69	260	29



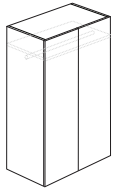
NOTE: Locks are available on all wood doors at **\$152 list per lock**. 24",30" & 36" wardrobes require 2 locks.

5 Hi Wardrobe with Closed Shelves	76WR30246901	2926	3071	30	24	69	240	31.25
	76WR30246903*	2926	3071	30	24	69	240	31.25
	76WR36246901	3252	3415	35.75	24	69	164	39.75
	76WR36246903	3252	3415	35.75	24	69	164	39.75



NOTE: Locks are available on all wood doors at **\$152 list per lock**. 24",30" & 36" wardrobes require 2 locks.

5 Hi Full Width Wardrobe	76WR36246902	2718	2853	35.75	24	69	135	39.75
--------------------------	--------------	------	------	-------	----	----	-----	-------



NOTE: Locks are available on all wood doors at **\$152 list per lock**. 24",30" & 36" wardrobes require 2 locks.

ORDERING NOTES: Wardrobes have the option of pulls instead of the standard touch latch doors. To select this option, please change the prefix in the model number from "76" to "77" ie: 77WR36246901. Please refer to Page 4 for pull orientation above and below the worksurface.

ORDERING PROCEDURE

To order, please specify the following:

- 1) Krug product model number
- 2) Wood species and finish, see Page 11
- 3) Wood edge detail- I,H, L or P, see Page 3
- 4) Pull style, see Page 4
- 5) Grommet location if applicable

CODE DESCRIPTION

- 02 - closed wood doors
- L - door hinged left
- R - door hinged right
- 14 - 2 Files 3 Closed Shelves, Wardrobe
- 15 - wardrobe, 2 Files 3 Closed Shelves
- 01 - closed shelves, wardrobe
- 03 - wardrobe, closed shelves

STANDARD FINISHES

For a complete list of standard wood finishes please see Page 117.

LOCKS

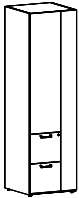
Locks are available on wood doors for an upcharge of **\$152 list**.

Description	Model	Cherry		W	D	H	Shipping Weight	Cubic Feet
		Rift Oak/ Palette	Maple Walnut					
6 Hi Wardrobe with Closed Shelves	76WR30248301	4083	4288	30	24	83	286	37.5
	76WR30248303	4083	4288	30	24	83	286	37.5
	76WR36248301*	4331	4545	36	24	83	272	44.5
	76WR36248303	4331	4545	36	24	83	272	44.5



NOTE: Locks are available on all wood doors at **\$152 list** per lock. 24",30" & 36" wardrobes require 2 locks.

6 Hi Wardrobe, 2 Files	76WR24248314*	4143	4350	24	24	83	280	35
4 Closed Shelves with Wood Door	76WR24248315	4143	4350	24	24	83	280	35



NOTE: Locks are available on all wood doors at **\$152 list per lock**. 24",30" & 36" wardrobes require 2 locks.

ORDERING NOTES: Wardrobes have the option of pulls instead of the standard touch latch doors. To select this option, please change the prefix in the model number from "76" to "77" ie: 77WR36246901. Please refer to Page 4 for pull orientation above and below the worksurface.

DIMENSION KEY

W - width
D - depth
H - height

CODE DESCRIPTION

14 - 2 Files 3 Closed Shelves, Wardrobe
15 - wardrobe, 2 Files 3 Closed Shelves
01 - closed shelves, wardrobe
03 - wardrobe, closed shelves







STANDARD FINISHES

For a complete list of standard wood finishes please see Page 117.

PALETTE FINISHES

Artemis Caseloads are available for full cases in a PALETTE finish for the same price as the Rift Oak.

ARTEMIS | BENCHES

Description	Model	Cherry		W	D	H	Shipping Weight	Cubic Feet
		Rift Oak/ Palette	Maple Walnut					
 1 Hi Bench, Lateral File	76BN30201701	2168	2278	29.75	20	17	122	7
	76BN30241701	2201	2312	29.75	24	17	118	8.25
	76BN36201701*	2221	2334	35.75	20	17	134	8.25
	76BN36241701	2255	2369	35.75	24	17	132	9.75
 1 Hi Bench, Closed Bookcase	76BN30201711	2277	2388	29.75	20	17	64	7
	76BN30241711	2308	2423	29.75	24	17	62	8.25
	76BN36201711*	2329	2447	35.75	20	17	76	8.25
	76BN36241711	2366	2486	35.75	24	17	84	9.75
 1 Hi Bench, Open Bookcase	76BN30201717	1875	1967	29.75	20	17	54	7
	76BN30241717	1902	1997	29.75	24	17	62	8.25
	76BN36201717*	1912	2007	35.75	20	17	66	8.25
	76BN36241717	1940	2035	35.75	24	17	74	9.75
 1.5 Hi Bench, Lateral Box/ Lateral File	76BN30202316	2368	2487	29.75	20	23	147	9.25
	76BN30242316	2405	2524				153	11
	76BN36202316*	2440	2562	35.75	20	23	159	11
	76BN36242316	2479	2602	35.75	24	23	167	13
 1.5 Hi Bench, Closed Bookcase	76BN30202311	2553	2681	29.75	20	23	92	9.25
	76BN30242311	2591	2719				96	11
	76BN36202311*	2642	2776	35.75	24	23	94	11
	76BN36242311	2684	2819	35.75	24	23	98	13
 1.5 Hi Bench, Open Bookcase	76BN30202317	2457	2579	29.75	20	23	82	9.25
	76BN30242317	2492	2615				86	11
	76BN36202317*	2543	2671	35.75	24	23	84	11
	76BN36242317	2579	2709	35.75	24	23	88	13

UPHOLSTERED CUSHION UPCHARGES FOR BENCHES: Artemis Benches come with grade 1 upholstered pad seats. COM and Grade 1 textiles can be specified at no upcharge. For Grade 2-9 textiles, use the chart below to find the upcharge and add it to the price of the bench. For Krug stocked and graded-in textiles, please use our textile cards and seating price guide.

GRADE	2	3	4	5	6	7	8	9
30" Bench	51	100	159	259	359	458	560	661
36" Bench	59	116	172	287	404	516	632	746

ORDERING PROCEDURE

To order, please specify the following:

- 1) Krug product model number
- 2) Wood species and finish, see Page 11
- 3) Wood edge detail- I,H, L or P, see Page 3
- 4) Pull style, see Page 4
- 5) Grommet location if applicable

CODE DESCRIPTION

- 01 - lateral file
- 11 - closed bookcase
- 17 - open
- 16 - box, lateral fil


STANDARD FINISHES


For a complete list of standard wood finishes please see Page 117.


LOCKS


Locks are available on wood doors for an upcharge of **\$152 list**.

ARTEMIS | MODULAR COMPONENTS

Description	Model	Cherry		W	D	H	Shipping	
		Rift Oak/ Palette	Maple Walnut				Wght	Cubic Feet
 Pedestals with Finished Back	76PFB16204F	1617	1698	15.75	20	28.5	61	6.5
	76PFB16204D	1423	1494	15.75	20	28.5	59	6.5
	76PFB16244F*	1734	1821	15.75	24	28.5	72	6.5
	76PFB16244D	1528	1606	15.75	24	28.5	70	6.5
	76PFB16304F	1840	1932	15.75	30	28.5	83	9.5
	76PFB16304D	1633	1714	15.75	30	28.5	78	9.5

 Pedestal, Finished Back & 2 Lateral File	76PFB30202801	1871	1965	29.75	20	28	187	11.25
	76PFB30242801*	1918	2014	29.75	24	28	190	13.5
	76PFB36202801	1999	2100	35.75	20	28	187	11.25
	76PFB36242801	2035	2138	35.75	24	28	190	13.5

 Pedestal, Finished Back, Closed Book case	76PFB302028BC	1647	1732	29.75	20	28	712	13.25
	76PFB302428BC*	1705	1790	29.75	24	28	174	16
	76PFB362028BC	1705	1790	29.75	24	28	174	16
	76PFB362428BC	1760	1846	35.75	24	28	174	16

 Combination Pedestal, Finished Back	76PFB36202802	2198	2310	35.75	20	28	178	13.5
	76PFB36202804	2198	2310	35.75	20	28	178	13.5
	76PFB36242802*	2240	2353	35.75	24	28	162	16
	76PFB36242804	2240	2353	35.75	24	28	162	16

ORDERING NOTES:

Artemis includes a range of standard components for creating modular and reconfigurable units that are non-handed, and adaptable to changing needs. Non standard modular components can also be specified. In addition, a number of the desk, credenza and return models in the pricelist-as well as non standard models and sizes-car be quoted and ordered as KD (Knockdown) units, please contact Customer Service for assistance in specifying and pricing modular and KD components. Standard modular pedestals are not to be used with desk or credenza shells due to hardware clearance, these can easily be configured with modular tops and supports.

DIMENSION KEY

W - width
D - depth
H - height

CODE DESCRIPTION

D - 2 file drawers
F - 2 box, 1 file drawer
01 - lateral file
BC - bookcase
02 - 1 file/2 box & lateral file
04 - 2 box, 1 file & lateral file


STANDARD FINISHES


For a complete list of standard wood finishes please see Page 117.


PALETTE FINISHES

Artemis Casegoods are available for full cases in a PALETTE finish for the same price as the Rift Oak with Polymer Edge column in the price guide.

ARTEMIS | MODULAR COMPONENTS

Description	Model	Rift Oak or Palette w/ Lam Top & Polymer Edge	Rift Oak or Palette w/ Wood or Lam Top & Wood Edge	C,M,W w/ Lam Top & Polymer Edge	C,M,W w/ Wood or Lam Top & Wood Edge	W	D	H	Shipping Weight	Cubic Feet
	76MP161927F*	1227	1265	1292	1319	15.75	18.5	26.75	82	6.5
	76MP161927D	1273	1312	1338	1378	15.75	18.5	26.75	82	6.5
	76MP162827F	1470	1515	1545	1590	15.75	28	26.75	112	9
	76MP162827D	1539	1585	1615	1664	15.75	28	26.75	112	9

Description	Model	Rift Oak/ Palette	Cherry Maple Walnut	W	D	H	Shipping Weight	Cubic Feet
	76LB2029L	620	653	17	20	29.5	55	2
	76LB2029R	620	653	17	20	29.5	55	2
	76LB2429L	657	689	17	24	29.5	60	3
	76LB2429R	657	689	17	24	29.5	60	3
	76LB3029L	697	730	17	30	29.5	70	3.5
	76LB3029R	697	730	17	30	29.5	70	3.5
	76LB3629L	733	769	17	30	29.5	76	4
	76LB3629R	733	769	17	30	29.5	76	4

	Wood Modesty Panel	76MP60	296	312	28	0.75	28.5	22	1.5
	76MP66	313	328	34	0.75	28.5	26	4.5	
	76MP72	349	364	40	0.75	28.5	30	5	
	76MP78	403	417	46	0.75	28.5	30	5	
	76MP84	521	538	52	0.75	28.5	28.5	3.25	
	76MP90	585	613	58	0.75	28.5	29	3.75	
	76MP96	615	645	64	0.75	28.5	32	4	

ORDERING NOTES:

Artemis includes a range of standard components for creating modular and reconfigurable units that are non-handed, and adaptable to changing needs. Non standard modular components can also be specified. In addition, a number of the desk, credenza and return models in the price list-as well as non standard models and sizes-can be quoted and ordered as KD (Knockdown) units, please contact Customer Service for assistance in specifying and pricing modular and KD components.

ORDERING PROCEDURE

To order, please specify the following:

- 1) Krug product model number
- 2) Wood species and finish, see Page 11
- 3) Wood edge detail- I,H, L or P, see Page 3
- 4) Pull style, see Page 4
- 5) Grommet location if applicable

CODE DESCRIPTION

D - 2 file drawers
 F - 2 box, 1 file drawer
 LF - lateral file
 L - left handed position
 R - right handed position

STANDARD FINISHES

For a complete list of standard wood finishes please see Page 117.

GROMMETS

One wiring grommet in standard position is optional at no charge. See page 7 for more wiring grommet information.

ARTEMIS | MODULAR SUPPORTS & BASES

Description	Model	Rift Oak/ Palette	Cherry Maple Walnut	W	D	H	Shipping Weight	Cubic Feet
Half Gable Desk	76HG0829	343	359	8	1.12	28.5	4	1.5
Height, Used with Modesty Panel	76HG1229	379	397	12	1.12	28.5	8	1.5



Half Gable Desk Height, Used without Modesty Panel	76HG1029NMP	488	513	8	1.12	28.5	4	1.5
--	-------------	-----	-----	---	------	------	---	-----



Panel Leg	76LG1429P1	405	424	14	1.12	28.5	8	1.5
-----------	------------	-----	-----	----	------	------	---	-----



Drum Base	76101829	744	782	18	18	28.5	97	7
	76101829WMD	1061	1114	18	18	28.5	97	7
	76102429	1152	1209	24	24	28.5	130	12
	76102429WMD	1779	1869	24	24	28.5	130	12



ORDERING NOTES:

18" Dia - 36", 42" & 48" round tops
24" Dia - 54" round top

Disc Base	76141828*	313		18	18	28.5	30	8
	76142428	334		24	24	28.5	40	12
	76142828	483		28	28	28.5	50	15



ORDERING NOTES:

18" - 30" round top
24" - 36" & 42" round top
28" - 48" & 54" round top

DIMENSION KEY

W - width
D - depth
H - height

Dimensions are in inches and approximate.
Contact Customer Service if dimensions are
critical.



CODE DESCRIPTION

WMD - wire management drum

STANDARD FINISHES

For a complete list of standard wood finishes
please see Page 117.

ARTEMIS | MODULAR TOPS

Description	Model	Rift Oak or Lam Top & Polymer Edge	C,M,W w/ Lam Top & wood Edge	W	D	H	Shipping Weight	Cubic Feet
	760536	1332	1440	36	36	1.13	50	5.75
	760542	1554	1677	42	42	1.13	62	7.5
	760548	1697	1836	48	48	1.13	80	9.5
	760554*	1842	1993	54	54	1.13	102	10.5
	76TP3624	695	751	35.75	24	1.13	47	3
	76TP3630	782	845	35.75	30	1.13	57	3.75
	76TP3636	939	1015	35.75	36	1.13	57	3.75
	76TP4224	731	791	41.75	24	1.13	47	3
	76TP4230	819	885	41.75	30	1.13	57	3.75
	76TP4236	982	1062	41.75	36	1.13	57	3.75
	76TP4824	766	830	47.75	24	1.13	47	3
	76TP4830	857	929	47.75	30	1.13	57	3.75
	76TP4836	1032	1117	47.75	36	1.13	57	3.75
	76TP5424*	805	870	53.75	24	1.13	47	3
	76TP5430	910	984	53.75	30	1.13	57	3.75
	76TP5436	1093	1181	53.75	36	1.13	57	3.75
	76TP6020	823	890	59.75	20	1.13	40	3.25
	76TP6024	879	953	59.75	24	1.13	47	3.75
	76TP6030	960	1039	59.75	30	1.13	57	4.5
	76TP6036	1153	1247	59.75	36	1.13	57	3.75
	76TP6620	1045	1134	65.75	20	1.13	43	3.5
	76TP6624	1083	1170	65.75	24	1.13	50	4
	76TP6630	1120	1212	65.75	30	1.13	64	4.75
	76TP6636	1270	1373	65.75	36	1.13	77	5.5
	76TP7220	1195	1292	71.75	20	1.13	44	3.75
	76TP7224	1237	1336	71.75	24	1.13	55	4.25
	76TP7230	1271	1374	71.75	30	1.13	65	5.25
	76TP7236	1384	1497	71.75	36	1.13	84	6
	76TP7820	1307	1415	77.75	20	1.13	46	4
	76TP7824	1346	1456	77.75	24	1.13	58	4.75
	76TP7830	1387	1501	77.75	30	1.13	75	5.5
	76TP7836	1666	1802	77.75	36	1.13	91	6.5
	76TP8420	1373	1484	83.75	20	1.13	53.5	4.25
	76TP8424	1411	1526	83.75	24	1.13	62.5	5
	76TP8430	1452	1569	83.75	30	1.13	76	6
	76TP8436	1744	1884	83.75	36	1.13	76	5
	76TP9024	1513	1638	89.75	24	1.13	47	3
76TP9030	1558	1685	89.75	30	1.13	57	3.75	
76TP9036*	1867	2019	89.75	36	1.13	57	3.75	
76TP9620	1579	1705	95.75	20	1.13	60	5	
76TP9624	1620	1752	95.75	24	1.13	75	5.75	
76TP9630	1669	1804	95.75	30	1.13	85.5	6.75	
76TP9636	2002	2166	95.75	36	1.13	85.5	7	

ORDERING NOTES: See page 92 for base options.

ORDERING PROCEDURE


To order, please specify the following:

- 1) Krug product model number
- 2) Wood species and finish, see Page 11
- 3) Wood edge detail- I,H, L or P, see Page 3
- 4) Pull style, see Page 4
- 5) Grommet location if applicable

STANDARD FINISHES

For a complete list of standard wood finishes please see Page 117.

ARTEMIS | MODULAR TOPS

Description	Model	Rift Oak/ Palette	Cherry Maple Walnut	W	D	H	Shipping Weight	Cubic Feet
	76TPR3624L	695	751	36	24	1.13	47	2.25
	76TPR3624R	695	751	36	24	1.13	47	2.25
	76TPR3630L	782	845	36	30	1.13	57	2.75
	76TPR3630R	782	845	36	30	1.13	57	2.75
	76TPR3636L	939	1015	36	36	1.13	57	3.25
	76TPR3636R	939	1015	36	36	1.13	57	3.25
	76TPR4220L	640	693	42	20	1.13	28	2.25
	76TPR4220R	640	693	42	20	1.13	28	2.25
	76TPR4224L	665	720	42	24	1.13	18	2.75
	76TPR4224R	665	720	42	24	1.13	18	2.75
	76TPR4230L	819	885	42	30	1.13	57	3.25
	76TPR4230R	819	885	42	30	1.13	57	3.25
	76TPR4236L	982	1062	42	36	1.13	57	3.75
	76TPR4236R	982	1062	42	36	1.13	57	3.75
	76TPR4820L	661	715	48	20	1.13	31	2.5
	76TPR4820R	661	715	48	20	1.13	31	2.5
	76TPR4824L	687	741	48	24	1.13	20	3
	76TPR4824R	687	741	48	24	1.13	20	3
	76TPR4830L	857	929	48	30	1.13	57	3.5
	76TPR4830R	857	929	48	30	1.13	57	3.5
	76TPR4836L	1032	1117	48	36	1.13	57	4.25
	76TPR4836R	1032	1117	48	36	1.13	57	4.25
	76TPR5424L*	861	930	54	24	1.13	43	3.25
	76TPR5424R	861	930	54	24	1.13	43	3.25
	76TPR5430L	910	984	54	30	1.13	57	4
	76TPR5430R	910	984	54	30	1.13	57	4
	76TPR5436L	1093	1181	54	36	1.13	57	4.75
	76TPR5436R	1093	1181	54	36	1.13	57	4.75
	76TPR6024L	879	953	59.75	24	1.13	47	3.75
	76TPR6024R	879	953	59.75	24	1.13	47	3.75
76TPR6030L	960	1039	59.75	30	1.13	57	4.5	
76TPR6030R	960	1039	59.75	30	1.13	57	4.5	
76TPR6036L	1153	1247	59.75	36	1.13	57	4.75	
76TPR6036R	1153	1247	59.75	36	1.13	57	4.75	
76TPR6624L*	1031	1116	65.75	24	1.13	50	4	
76TPR6624R	1031	1116	65.75	24	1.13	50	4	
76TPR6630L	1120	1212	65.75	30	1.13	64	4.75	
76TPR6630R	1120	1212	65.75	30	1.13	64	4.75	
76TPR6636L	1004	1087	65.75	36	1.13	77	5.5	
76TPR6636R	1004	1087	65.75	36	1.13	77	5.5	
76TPR7224L	1178	1273	71.75	24	1.13	55	4.25	
76TPR7224R	1178	1273	71.75	24	1.13	55	4.25	
76TPR7230L	1271	1374	71.75	30	1.13	65	5.25	
76TPR7230R	1271	1374	71.75	30	1.13	65	5.25	
76TPR7236L	1384	1497	71.75	36	1.13	84	6	
76TPR7236R	1384	1497	71.75	36	1.13	84	6	
76TPR8424L	1421	1537	83.75	24	1.13	65.5	5	
76TPR8424R	1421	1537	83.75	24	1.13	65.5	5	
76TPR8430L	1452	1569	83.75	30	1.13	76	6	
76TPR8430R	1452	1569	83.75	30	1.13	76	6	
76TPR8436L	1744	1884	83.75	36	1.13	76	7	
76TPR8436R	1744	1884	83.75	36	1.13	76	7	

DIMENSION KEY

W - width
D - depth
H - height

Dimensions are in inches and approximate.
Contact Customer Service if dimensions are critical.

CODE DESCRIPTION

L - left hand position
R - right hand position
4 - full height pedestal
D - 2 file drawers
F - 2 box, 1 file drawer


STANDARD FINISHES


For a complete list of standard wood finishes please see Page 117.


GROMMETS


One wiring grommet in standard position is optional at no charge. See page 7 for more wiring grommet information.

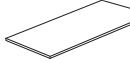
ARTEMIS | RECEPTION

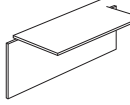
Description	Model	Rift Oak or	Rift Oak or	C,M,W w/	C,M,W w/	W	D	H	KW	Shipping Weight	Cubic Feet
		Palette w/ Lam Top & Polymer Edge	Palette w/ Wood or Lam Top & Wood Edge	C,M,W w/ Lam Top & Polymer Edge	C,M,W w/ Wood or Lam Top & Wood Edge						
 Gallery Reception Desk Shell	76GSD6630	3235	3329	3395	3497	65.75	30	29.5	63.5	206	61.5
	76GSD7230	3582	3690	3762	3876	71.75	30	41.75	69.5	216	65
	76GSD7830*	3670	3783	3854	3970	77.75	30	41.75	75.5	229	68
	76GSD8430	3759	3871	3948	4064	83.75	30	41.75	81.5	241	75.5
	76GSD9630	3961	4081	4161	4286	95.75	30	41.75	93.5	265	85.75

 Gallery Reception Credenza Shell	76GSC7224	3568	3679	3748	3862	71.75	24	41.75	69.5	197	53.75
	76GSC7824*	3661	3770	3843	3958	77.75	24	41.75	75.5	209	58
	76GSC8424	3743	3856	3931	4048	83.75	24	41.75	81.5	221	62
	76GSC9624	3919	4037	4113	4238	95.75	24	41.75	93.5	244	70.5

 Gallery Reception Return Shell	76GSRH4224L	2668	2746	2802	2883	42	24	41.75	40.75	118	32.5
	76GSRH4224R	2668	2746	2802	2883	42	24	41.75	46.75	118	32.5
	76GSRH4824L*	2769	2852	2908	2995	48	24	41.75	40.75	128	36.75
	76GSRH4824R	2769	2852	2908	2995	48	24	41.75	46.75	128	36.75

 Gallery Reception Linking Unit	76GLU4224H	1530	1578	1609	1657	42	24	41.75	-	76	32.5
	76GLU4824H*	1583	1632	1662	1712	48	24	41.75	-	87	36.75

 Linking Tops for Gallery Cases	76LUD4224HL	583	598	611	628	42	24	29.5	-	33	2.25
	76LUD4224HR	583	598	611	628	42	24	29.5	-	33	2.25
	76LUD4824HL*	603	622	634	655	48	24	29.5	-	36	2.5
	76LUD4824HR	603	622	634	655	48	24	29.5	-	36	2.5

 Linking Units for Gallery Cases with Fixed Wood Modesty Panel	76LUD4224HLX41	1179	1215	1239	1275	42	24	29.5	-	71	23
	76LUD4224HRX41	1179	1215	1239	1275	42	24	29.5	-	71	23
	76LUD4824HLX41*	1228	1265	1288	1328	48	24	29.5	-	79	26
	76LUD4824HRX41	1228	1265	1288	1328	48	24	29.5	-	79	26

ORDERING PROCEDURE

To order, please specify the following:

- 1) Krug product model number
- 2) Wood species and finish, see Page 11
- 3) Wood edge detail- I, H, L or P, see Page 3
- 4) Pull style, see Page 4
- 5) Grommet location if applicable

CODE DESCRIPTION

H - full height
 L - left handed position
 R - right handed position
 X41 - fixed wood modesty panel

STANDARD FINISHES

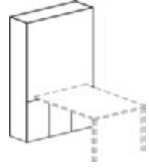
For a complete list of standard wood finishes please see Page 117.

GROMMETS

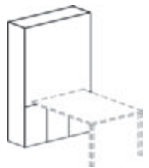
One wiring grommet in standard position is optional at no charge. See page 7 for more wiring grommet information.

ARTEMIS | MEDIA WALL

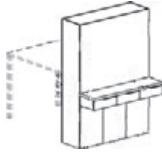
Description	Model	Rift Oak/ Palette	Cherry Maple Walnut	W	D	H	Shipping Weight	Cubic Feet
1 TV Area, Unfinished Back	76MW541269S14	3368	3536	53.75	12	69	164	26
	76MW601269S14	3481	3655	59.75	12	69	220	35
	76MW541269S16	3368	3536	53.75	12	69	164	26
	76MW601269S16	3481	3655	59.75	12	69	220	35



1 TV Area, Finished Back	76MW541269S14FB	4428	4652	53.75	12	69	213	26
	76MW601269S14FB	4590	4818	59.75	12	69	285	35
	76MW541269S16FB	4428	4652	53.75	12	69	213	26
	76MW601269S16FB	4590	4818	59.75	12	69	285	35



1 TV Area, Finished Back with Drawers	76MW541269S14FBB	6388	6708	53.75	12	69	238	30
	76MW601269S14FBB	6625	6956	59.75	12	69	318	41
	76MW541269S16FBB	6388	6708	53.75	12	69	238	30
	76MW601269S16FBB	6625	6956	59.75	12	69	318	41



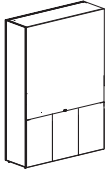
ORDERING NOTES:

Media Wall units are not stand alone cases. They must be used in conjunction with a Media Hub runoff top. Runoff tops and bases are sold separately, please see pages 111-114 for model numbers and pricing.

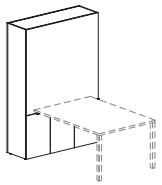
DIMENSION KEY	CODE DESCRIPTION	STANDARD FINISHES
W - width D - depth H - height	S14 - use with desk height runoff S16 - use with bar height runoff FBB - finished back with drawer bank FB - finished bac	For a complete list of standard wood finishes please see Page 117.
Dimensions are in inches and approximate. Contact Customer Service if dimensions are critical.		

ARTEMIS | 1 TV AREA

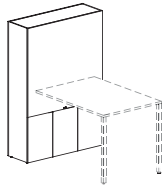
Description	Model	Rift Oak/ Palette	Cherry Maple Walnut	W	D	H	Shipping Weight	Cubic Feet
Media Hub, 1 TV Area no Runoff	76MH54187211S1	5035	5287	53.75	17.75	72	359	57.75
	76MH54188011S1	5187	5444	53.75	17.75	80	399	63.75
	76MH60187211S1*	5292	5558	59.75	17.75	72	385	63.5
	76MH60188011S1	5448	5720	59.75	17.75	80	437	70.25



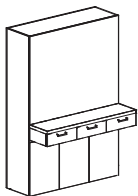
Media Hub, 1 TV Area, Desk Ht. Runoff	76MH54187211S14	5035	5287	53.75	17.75	72	359	57.75
	76MH54188011S14	5187	5444	53.75	17.75	80	399	63.75
	76MH60187211S14*	5292	5558	59.75	17.75	72	385	63.5
	76MH60188011S14	5448	5720	59.75	17.75	80	437	70.25



Media Hub, 1 TV Area, Bar Ht. Runoff	76MH54187211S16	5035	5287	53.75	17.75	72	359	57.75
	76MH54188011S16	5187	5444	53.75	17.75	80	399	63.75
	76MH60187211S16*	5292	5558	59.75	17.75	72	385	63.5
	76MH60188011S16	5448	5720	59.75	17.75	80	437	70.25



Media Hub, 1 TV Area, Drawers	76MH54187211S1B	7012	7360	53.75	17.75	72	359	57.75
	76MH54188011S1B	7159	7519	53.75	17.75	80	399	63.75
	76MH60187211S1B*	7329	7696	59.75	17.75	72	385	63.5
	76MH60188011S1B	7484	7860	59.75	17.75	80	437	70.25



ORDERING NOTES:

Please note that runoff tops and bases are sold separately, please see pages 111-114 for item numbers and pricing. Hangover panel is available in veneer or palette. If not specified white palette is default

ORDERING PROCEDURE

To order, please specify the following:

- 1) Krug product model number
- 2) Wood species and finish, see Page 11
- 3) Wood edge detail see Page 3
- 4) Pull style, see Page 4
- 5) Grommet location if applicable

CODE DESCRIPTION

11 - closed bookcase
 S1 - 1 TV area
 B - drawer bank
 4 - use with desk height runoff
 6 - use with bar height runoff
 WB - white board

STANDARD FINISHES

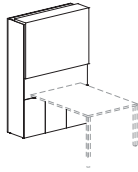
For a complete list of standard wood finishes please see Page 117.

ARTEMIS | 1 TV AREA WITH 1 HANG OVER PANEL

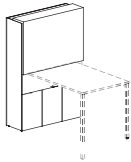
Description	Model	Rift Oak/ Palette	Cherry Maple Walnut	W	D	H	Shipping Weight	Cubic Feet
Media Hub,	76MH54217211S1	6649	6982	53.75	20.75	72	442	65.25
1 Hangover Panel, 1	76MH54218011S1	6861	7204	53.75	20.75	80	493	72.25
TV Area no Runoff	76MH60217211S1*	7081	7436	59.75	20.75	72	468	71.75
	76MH60218011S1	7292	7656	59.75	20.75	80	543	79.5



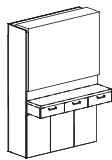
Media Hub, 1	76MH54217211S14	6649	6982	53.75	20.75	72	442	65.25
Hangover	76MH54218011S14	6861	7204	53.75	20.75	80	493	72.25
Panel, 1 TV Area,	76MH60217211S14*	7081	7436	59.75	20.75	72	468	71.75
Desk Ht. Runoff	76MH60218011S14	7292	7656	59.75	20.75	80	543	79.5



Media Hub,	76MH54217211S16	6649	6982	53.75	20.75	72	442	65.25
1 Hangover	76MH54218011S16	6861	7204	53.75	20.75	80	493	72.25
Panel, 1 TV Area,	76MH60217211S16*	7081	7436	59.75	20.75	72	468	71.75
Bar Ht. Runoff	76MH60218011S16	7292	7656	59.75	20.75	80	543	79.5



Media Hub,	76MH54217211S1B	8623	9055	53.75	20.75	72	442	65.25
1 Hangover	76MH54218011S1B	8728	9164	53.75	20.75	80	493	72.25
Panel, 1 TV Area,	76MH60217211S1B*	9117	9573	59.75	20.75	72	468	71.75
Drawers	76MH60218011S1B	9329	9795	59.75	20.75	80	543	79.5



ORDERING NOTES:

Please note that runoff tops and bases are sold separately, please see pages 111-114 for item numbers and pricing. Hangover panel is available in veneer or palette. If not specified white palette is default

DIMENSION KEY

W - width
D - depth
H - height

Dimensions are in inches and approximate. Contact Customer Service if dimensions are critical.

CODE DESCRIPTION

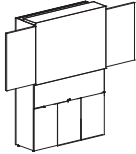
11 - closed bookcase
S1 - 1 TV area
B - drawer bank
4 - use with desk height runoff
6 - use with bar height runoff
WB - white board

STANDARD FINISHES

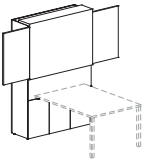
For a complete list of standard wood finishes please see Page 117.

ARTEMIS MEDIA HUB | 1 TV AREA WITH 1 HANG OVER PANEL AND WHITE BOARD

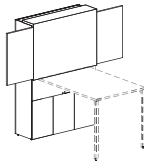
Description	Model	Cherry		W	D	H	Shipping Weight	Cubic Feet
		Rift Oak/ Palette	Maple Walnut					
Media Hub,	76MH54217211S1WB	8068	8471	53.75	20.75	72	455	65.25
1 Hangover	76MH54218011S1WB	8278	8692	53.75	20.75	80	506	72.25
Panel with White	76MH60217211S1WB*	8499	8921	59.75	20.75	72	481	71.75
Board, 1 TV Area, no Runoff	76MH60218011S1WB	8707	9144	59.75	20.75	80	556	79.5



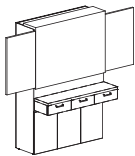
Media Hub,	76MH54217211S14WB	8068	8471	53.75	20.75	72	455	65.25
1 Hangover	76MH54218011S14WB	8278	8692	53.75	20.75	80	506	72.25
Panel with White	76MH60217211S14WB*	8499	8921	59.75	20.75	72	481	71.75
Board, 1 TV Area, Desk Ht. Runoff	76MH60218011S14WB	8707	9144	59.75	20.75	80	556	79.5



Media Hub,	76MH54217211S16WB	8068	8471	53.75	20.75	72	455	65.25
1 Hangover	76MH54218011S16WB	8278	8692	53.75	20.75	80	506	72.25
Panel with White	76MH60217211S16WB*	8499	8921	59.75	20.75	72	481	71.75
Board, 1 TV Area, Bar Ht. Runoff	76MH60218011S16WB	8707	9144	59.75	20.75	80	556	79.5



Media Hub,	76MH54221011S1WBB	10042	10544	53.75	20.75	72	455	65.25
1 Hangover	76MH54218011S1WBB	10249	10764	53.75	20.75	80	506	72.25
Panel with White	76MH60217211S1WBB*	10536	11062	59.75	20.75	72	481	71.75
Board, 1 TV Area,	76MH60218011S1WBB	10745	11283	59.75	20.75	80	556	79.5



ORDERING NOTES: Please note that runoff tops and bases are sold separately, please see pages 111-114 for item numbers and pricing. Hangover panel is available in veneer or palette. If not specified white palette is default

ORDERING PROCEDURE

To order, please specify the following:

- 1) Krug product model number
- 2) Wood species and finish, see Page 11
- 3) Wood edge detail- I, H, L or P, see Page 3
- 4) Pull style, see Page 4
- 5) Grommet location if applicable

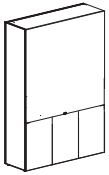
CODE DESCRIPTION

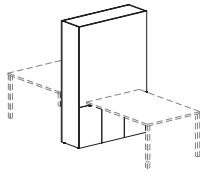
11 - closed bookcase
 S1 - 1 TV area
 B - drawer bank
 4 - use with desk height runoff
 6 - use with bar height runoff
 WB - white board

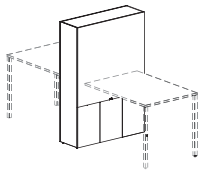
STANDARD FINISHES

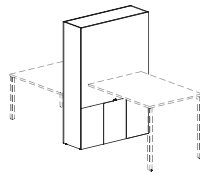
For a complete list of standard wood finishes please see Page 117.

ARTEMIS MEDIA HUB | 2 TV AREAS

Description	Model	Wood		W	D	H	Shipping Weight	Cubic Feet
		Rift Oak/ Palette	Cherry Maple Walnut					
Media Hub, 2 TV Areas no Runoff 	76MH54187211S2	5125	5384	53.75	17.75	72	359	57.75
	76MH54188011S2	5125	5384	53.75	17.75	80	399	63.75
	76MH60187211S2*	5281	5545	59.75	17.75	72	385	63.5
	76MH60188011S2	5389	5658	59.75	17.75	80	437	70.25
		5548	5825					

Media Hub, 2 TV Areas, Desk Ht. Runoff 	76MH54187211S244	5125	5384	53.75	17.75	72	359	57.75
	76MH54188011S244	5281	5545	53.75	17.75	80	399	63.75
	76MH60187211S244*	5389	5658	59.75	17.75	72	385	63.5
	76MH60188011S244	5548	5825	59.75	17.75	80	437	70.25

Media Hub, 2 TV Areas, Bar Ht. Runoff 	76MH54187211S266	5125	5384	53.75	17.75	72	359	57.75
	76MH54188011S266	5125	5384	53.75	17.75	80	399	63.75
	76MH60187211S266*	5281	5545	59.75	17.75	72	385	63.5
	76MH60188011S266	5389	5658	59.75	17.75	80	437	70.25
		5548	5825					

Media Hub, 2 TV Areas, 1 Desk & 1 Bar Ht. Runoff 	76MH54187211S246	5125	5384	53.75	17.75	72	359	57.75
	76MH54188011S246	5281	5545	53.75	17.75	80	399	63.75
	76MH60187211S246*	5389	5658	59.75	17.75	72	385	63.5
	76MH60188011S246	5548	5825	59.75	17.75	80	437	70.25

ORDERING NOTES: Please note that runoff tops and bases are sold separately, please see pages 111-114 for item numbers and pricing

DIMENSION KEY

W - width
D - depth
H - height

Dimensions are in inches and approximate.
Contact Customer Service if dimensions are critical.

CODE DESCRIPTION

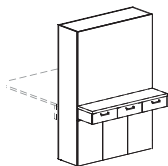
11 - closed bookcase
S2 - 2 TV areas
B - drawer bank
4 - use with desk height runoff
6 - use with bar height runoff
WB - white board

STANDARD FINISHES

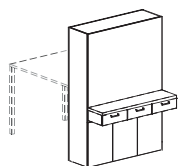
For a complete list of standard wood finishes please see Page 117.

ARTEMIS MEDIA HUB | 2 TV AREAS

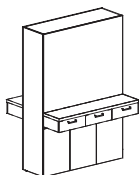
Description	Model	Rift Oak/ Palette	Cherry Maple Walnut	W	D	H	Shipping Weight	Cubic Feet
Media Hub, 2 TV	76MH54187211S2B4	7101	7455	53.75	17.75	72	359	57.75
Areas, Drawers/Desk	76MH54188011S2B4	7256	7617	53.75	17.75	80	399	63.75
Ht. Runoff	76MH60187211S2B4*	7423	7794	59.75	17.75	72	385	63.5
	76MH60188011S2B4	7585	7964	59.75	17.75	80	437	70.25



Media Hub, 2 TV	76MH54187211S2B6	7101	7455	53.75	17.75	72	359	57.75
Areas, Drawers/	76MH54188011S2B6	7256	7617	53.75	17.75	80	399	63.75
Bar Ht. Runoff	76MH60187211S2B6*	7423	7794	59.75	17.75	72	385	63.5
	76MH60188011S2B6	7585	7964	59.75	17.75	80	437	70.25



Media Hub, 2 TV	76MH54187211S2BB	9075	9528	53.75	17.75	72	359	57.75
Areas, 2 Drawers	76MH54188011S2BB	9229	9691	53.75	17.75	80	399	63.75
	76MH60187211S2BB*	9460	9934	59.75	17.75	72	385	63.5
	76MH60188011S2BB	9620	10099	59.75	17.75	80	437	70.25



ORDERING NOTES:

Please note that runoff tops and bases are sold separately, please see pages 111-114 for item numbers and pricing.

ORDERING PROCEDURE

To order, please specify the following:

- 1) Krug product model number
- 2) Wood species and finish, see Page 11
- 3) Wood edge detail see Page 3
- 4) Pull style, see Page 4
- 5) Grommet location if applicable

CODE DESCRIPTION

11 - closed bookcase
 S2 - 2 TV areas
 B - drawer bank
 4 - use with desk height runoff
 6 - use with bar height runoff
 WB - white board

STANDARD FINISHES

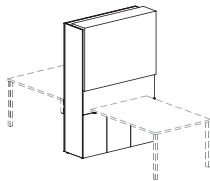
For a complete list of standard wood finishes please see Page 117.

ARTEMIS MEDIA HUB | 2 TV AREAS WITH 1 HANG OVER PANEL

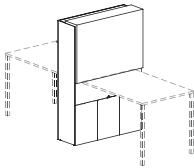
Description	Model	Cherry		W	D	H	Shipping Weight	Cubic Feet
		Rift Oak/ Palette	Maple Walnut					
Media Hub, 1 Hangover Panel, 2 TV Areas no Runoff	76MH54217211S2	6739	7078	53.75	20.75	72	442	65.25
	76MH54218011S2	6954	7302	53.75	20.75	80	493	72.25
	76MH60217211S2*	7178	7536	59.75	20.75	72	468	71.75
	76MH60218011S2	7392	7761	59.75	20.75	80	543	79.5



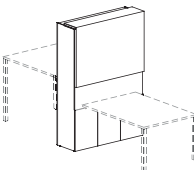
Media Hub, 1 Hangover Panel, 2 TV Areas, Desk Ht. Runoff	76MH54217211S244	6739	7078	53.75	20.75	72	442	65.25
	76MH54218011S244	6954	7302	53.75	20.75	80	493	72.25
	76MH60217211S244*	7178	7536	59.75	20.75	72	468	71.75
	76MH60218011S244	7392	7761	59.75	20.75	80	543	79.5



Media Hub, 1 Hangover Panel, 2 TV Areas, Bar Ht. Runoff	76MH54217211S266	6739	7078	53.75	20.75	72	442	65.25
	76MH54218011S266	6954	7302	53.75	20.75	80	493	72.25
	76MH60217211S266*	7178	7536	59.75	20.75	72	468	71.75
	76MH60218011S266	7392	7761	59.75	20.75	80	543	79.5



Media Hub, 1 Hangover Panel, 2 TV Areas, Bar Ht. Runoff	76MH54217211S246	6739	7078	53.75	20.75	72	442	65.25
	76MH54218011S246	6954	7302	53.75	20.75	80	493	72.25
	76MH60217211S246*	7178	7536	59.75	20.75	72	468	71.75
	76MH60218011S246	7392	7761	59.75	20.75	80	543	79.5



ORDERING NOTES:

Please note that runoff tops and bases are sold separately, please see pages 111-114 for item numbers and pricing. Hangover panel is available in veneer or palette. If not specified white palette is default

DIMENSION KEY

W - width
D - depth
H - height

Dimensions are in inches and approximate. Contact Customer Service if dimensions are critical.

CODE DESCRIPTION

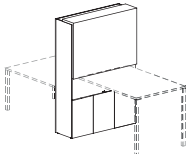
11 - closed bookcase
S2 - 2 TV areas
B - drawer bank
4 - use with desk height runoff
6 - use with bar height runoff
WB - white board

STANDARD FINISHES

For a complete list of standard wood finishes please see Page 117.

ARTEMIS MEDIA HUB | 1 TV AREA WITH 1 HANG OVER PANEL

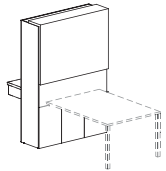
Description	Model	Cherry		W	D	H	Shipping Weight	Cubic Feet
		Rift Oak/ Palette	Maple Walnut					
Media Hub,	76MH54217211S264	6739	7078	53.75	20.75	72	442	65.25
1 Hangover Panel,	76MH54218011S264	6954	7302	53.75	20.75	80	493	72.25
2 TV Areas, Bar Ht./	76MH60217211S264*	7178	7536	59.75	20.75	72	468	71.75
Desk Ht. Runoff	76MH60218011S264	7392	7761	59.75	20.75	80	543	79.5



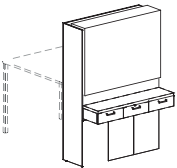
Media Hub,	76MH54217211S2B4	8715	9148	53.75	20.75	72	442	65.25
1 Hangover	76MH54218011S2B4	8931	9376	53.75	20.75	80	493	72.25
Panel, 2 TV Areas,	76MH60217211S2B4*	9210	9670	59.75	20.75	72	468	71.75
Drawers/ Desk Ht. Runoff	76MH60218011S2B4	9424	9900	59.75	20.75	80	543	79.5



Media Hub,	76MH54217211S24B	8715	9148	53.75	20.75	72	442	65.25
1 Hangover	76MH54218011S24B	8931	9376	53.75	20.75	80	493	72.25
Panel, 2 TV Areas,	76MH60217211S24B*	9210	9670	59.75	20.75	72	468	71.75
Desk Ht. Runoff/Drawers	76MH60218011S24B	9424	9900	59.75	20.75	80	543	79.5



Media Hub,	76MH54217211S2B6	8715	9148	53.75	20.75	72	442	65.25
1 Hangover	76MH54218011S2B6	8931	9376	53.75	20.75	80	493	72.25
Panel, 2 TV Areas,	76MH60217211S2B6*	9210	9670	59.75	20.75	72	468	71.75
Drawers/ Bar Ht. Runoff	76MH60218011S2B6	9424	9900	59.75	20.75	80	543	79.5



ORDERING NOTES: Please note that runoff tops and bases are sold separately, please see pages 111-114 for item numbers and pricing. Hangover panel is available in veneer or palette. If not specified white palette is default

ORDERING PROCEDURE

To order, please specify the following:

- 1) Krug product model number
- 2) Wood species and finish, see Page 11
- 3) Wood edge detail, see Page 3
- 4) Pull style, see Page 4
- 5) Grommet location if applicable

CODE DESCRIPTION

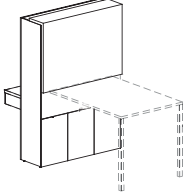
11 - closed bookcase
 S2 - 2 TV areas
 B - drawer bank
 4 - use with desk height runoff
 6 - use with bar height runoff
 WB - white board

STANDARD FINISHES

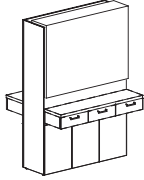
For a complete list of standard wood finishes please see Page 117.

ARTEMIS MEDIA HUB | 2 TV AREAS WITH 1 HANG OVER PANEL

Description	Model	Cherry		W	D	H	Shipping Weight	Cubic Feet
		Rift Oak/ Palette	Maple Walnut					
Media Hub,	76MH54217211S26B	8715	9148	53.75	20.75	72	442	65.25
1 Hangover	76MH54218011S26B	8931	9376	53.75	20.75	80	493	72.25
Panel, 2 TV Areas,	76MH60217211S26B*	9210	9670	59.75	20.75	72	468	71.75
Bar Ht.	76MH60218011S26B	9424	9900	59.75	20.75	80	543	79.5
Runoff/Drawers								



Description	Model	Cherry		W	D	H	Shipping Weight	Cubic Feet
		Rift Oak/ Palette	Maple Walnut					
Media Hub,	76MH54217211S2BB	10689	11224	53.75	20.75	72	442	65.25
1 Hangover	76MH54218011S2BB	10904	11449	53.75	20.75	80	493	72.25
Panel, 2 TV Areas,	76MH60217211S2BB*	11245	11808	59.75	20.75	72	468	71.75
2 Drawers	76MH60218011S2BB	11460	12034	59.75	20.75	80	543	79.5



ORDERING NOTES:

Please note that runoff tops and bases are sold separately, please see pages 111-114 for item numbers and pricing. Hangover panel is available in veneer or palette. If not specified white palette is default

DIMENSION KEY

W - width
D - depth
H - height

Dimensions are in inches and approximate. Contact Customer Service if dimensions are critical.

CODE DESCRIPTION

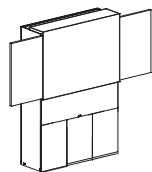
11 - closed bookcase
S2 - 2 TV areas
B - drawer bank
6 - use with bar height runoff
WB - white board

STANDARD FINISHES

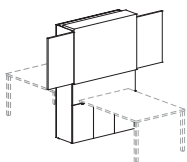
For a complete list of standard wood finishes please see Page 117.

ARTEMIS MEDIA HUB | 2 TV AREAS, 1 HANG OVER PANEL WITH WHITE BOARD

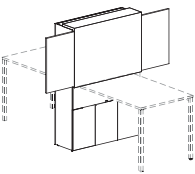
Description	Model	Rift Oak/ Palette	Cherry Maple Walnut	W	D	H	Shipping Weight	Cubic Feet
Media Hub,	76MH542172112WB	8442	8864	53.75	20.75	72	455	65.25
1 Hangover	76MH542180112WB	8655	9088	53.75	20.75	80	506	72.25
Panel with White	76MH602172112WB*	8877	9322	59.75	20.75	72	481	71.75
Board, 2 TV Areas no Runoff	76MH602180112WB	9094	9548	59.75	20.75	80	556	79.5



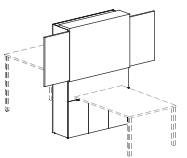
Media Hub,	76MH54217211S244WB	8442	8864	53.75	20.75	72	455	65.25
1 Hangover	76MH54218011S244WB	8655	9088	53.75	20.75	80	506	72.25
Panel with White	76MH60217211S244WB*	8877	9322	59.75	20.75	72	481	71.75
Board, 2 TV Areas, Desk Ht. Runoff	76MH60218011S244WB	9094	9548	59.75	20.75	80	556	79.5



Media Hub,	76MH54217211S266WB	8442	8864	53.75	20.75	72	455	65.25
1 Hangover Panel with	76MH54218011S266WB	8655	9088	53.75	20.75	80	506	72.25
White Board, 2 TV	76MH60217211S266WB*	8877	9322	59.75	20.75	72	481	71.75
Areas, Bar Ht. Runoff	76MH60218011S266WB	9094	9548	59.75	20.75	80	556	79.5



Media Hub,	76MH54217211S246WB	8442	8864	53.75	20.75	72	455	65.25
1 Hangover	76MH54218011S246WB	8655	9088	53.75	20.75	80	506	72.25
Panel with White	76MH60217211S246WB*	8877	9322	59.75	20.75	72	481	71.75
Board, 2 TV Areas, Desk Ht./ Bar Ht. Runoff	76MH60218011S246WB	9094	9548	59.75	20.75	80	556	79.5



ORDERING NOTES:

Please note that runoff tops and bases are sold separately, please see pages 111-114 for item numbers and pricing. Hangover panel is available in veneer or palette. If not specified white palette is default

ORDERING PROCEDURE

To order, please specify the following:

- 1) Krug product model number
- 2) Wood species and finish, see Page 11
- 3) Wood edge detail, see Page 3
- 4) Pull style, see Page 4
- 5) Grommet location if applicable

CODE DESCRIPTION

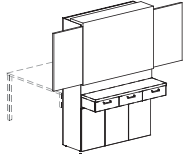
11 - closed bookcase
 S2 - 2 TV areas
 B - drawer bank
 4 - use with desk height runoff
 6 - use with bar height runoff
 WB - white board

STANDARD FINISHES

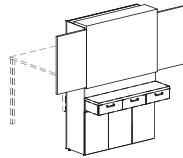
For a complete list of standard wood finishes please see Page 117.

ARTEMIS MEDIA HUB | 2 TV AREAS, 1 HANG OVER PANEL WITH WHITE BOARD

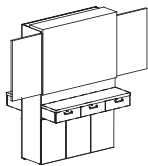
Description	Model	Finish		W	D	H	Shipping Weight	Cubic Feet
		Rift Oak/ Palette	Cherry Maple Walnut					
Media Hub, 1 Hangover	76MH54217211S2B4WB	10414	10936	53.75	20.75	72	455	65.25
Panel with White Board, 2 TV Areas, Drawers/ Desk Ht. Runoff	76MH54218011S2B4WB	10630	11162	53.75	20.75	80	506	72.25
	76MH60217211S2B4WB*	10914	11460	59.75	20.75	72	481	71.75
	76MH60218011S2B4WB	11130	11688	59.75	20.75	80	556	79.5



Media Hub, 1 Hangover	76MH54217211S2B6WB	10414	10936	53.75	20.75	72	455	65.25
Panel with White Board, 2 TV Areas, Drawers/ Bar Ht. Runoff	76MH54218011S2B6WB	10630	11162	53.75	20.75	80	506	72.25
	76MH60217211S2B6WB*	10914	11460	59.75	20.75	72	481	71.75
	76MH60218011S2B6WB	11130	11688	59.75	20.75	80	556	79.5



Media Hub, 1 Hangover	76MH54217211S2BBWB	12388	13009	53.75	20.75	72	455	65.25
Panel with White Board, 2 TV Areas, Drawers/ Bar Ht. Runoff	76MH54218011S2BBWB	12606	13237	53.75	20.75	80	506	72.25
	76MH60217211S2BBWB*	12951	13598	59.75	20.75	72	481	71.75
	76MH60218011S2BBWB	13168	13825	59.75	20.75	80	556	79.5



ORDERING NOTES:

Please note that runoff tops and bases are sold separately, please see pages 111-114 for item numbers and pricing. Hangover panel is available in veneer or palette. If not specified white palette is default

DIMENSION KEY

W - width
D - depth
H - height

Dimensions are in inches and approximate.
Contact Customer Service if dimensions are critical.

CODE DESCRIPTION

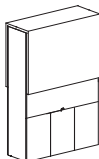
11 - closed bookcase
S2 - 2 TV areas
B - drawer bank
4 - use with desk height runoff
6 - use with bar height runoff
WB - white board

STANDARD FINISHES

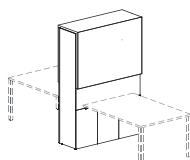
For a complete list of standard wood finishes please see Page 117.

ARTEMIS MEDIA HUB | 2 TV AREAS, 2 HANG OVER PANELS

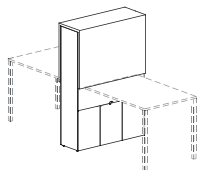
Description	Model	Cherry		W	D	H	Shipping Weight	Cubic Feet
		Rift Oak/ Palette	Maple Walnut					
Media Hub,	76MH54247241S2	8356	8771	53.75	23.75	72	532	72.75
2 Hangover	76MH54248011S2	8628	9060	53.75	23.75	80	594	80.75
Panels, 2 TV Areas no	76MH60247241S2*	8965	9413	59.75	23.75	72	558	80.25
Runoff	76MH60248011S2	9234	9696	59.75	23.75	80	656	89



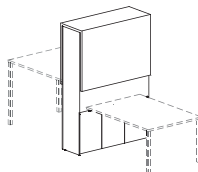
Media Hub,	76MH54247241S244	8356	8771	53.75	23.75	72	532	72.75
2 Hangover	76MH54248011S244	8628	9060	53.75	23.75	80	594	80.75
Panels, 2 TV Areas,	76MH60247241S244*	8965	9413	59.75	23.75	72	558	80.25
Desk Ht. Runoff	76MH60248011S244	9234	9696	59.75	23.75	80	656	89



Media Hub,	76MH54247241S266	8356	8771	53.75	23.75	72	532	72.75
2 Hangover Panels, 2	76MH54248011S266	8628	9060	53.75	23.75	80	594	80.75
TV Areas, Bar	76MH60247241S266*	8965	9413	59.75	23.75	72	558	80.25
Ht. Runoff	76MH60248011S266	9234	9696	59.75	23.75	80	656	89



Media Hub,	76MH54247241S246	8356	8771	53.75	23.75	72	532	72.75
2 Hangover Panels,	76MH54248011S246	8628	9060	53.75	23.75	80	594	80.75
2 TV Areas, Desk Ht.	76MH60247241S246*	8965	9413	59.75	23.75	72	558	80.25
& Bar Ht. Runoff	76MH60248011S246	9234	9696	59.75	23.75	80	656	89



ORDERING NOTES:

Please note that runoff tops and bases are sold separately, please see pages 111-114 for item numbers and pricing. Hangover panel is available in veneer or palette. If not specified white palette is default

ORDERING PROCEDURE

To order, please specify the following:

- 1) Krug product model number
- 2) Wood species and finish, see Page 11
- 3) Wood edge detail, see Page 3
- 4) Pull style, see Page 4
- 5) Grommet location if applicable

*Indicates model illustrated by line drawing.

CODE DESCRIPTION

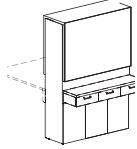
11 - closed bookcase
 S2 - 2 TV areas
 B - drawer bank
 4 - use with desk height runoff
 6 - use with bar height runoff
 WB - white board

STANDARD FINISHES

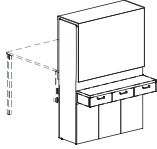
For a complete list of standard wood finishes please see Page 117.

ARTEMIS MEDIA HUB | 2 TV AREAS, 2 HANG OVER PANELS

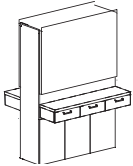
Description	Model	Cherry		W	D	H	Shipping Weight	Cubic Feet
		Rift Oak/ Palette	Maple Walnut					
Media Hub,	76MH54247241S2B4	10329	10845	53.75	23.75	72	532	72.75
2 Hangover	76MH54248011S2B4	10602	11135	53.75	23.75	80	594	80.75
Panels, 2 TV Areas,	76MH60247241S2B4*	10996	11548	59.75	23.75	72	558	80.25
Drawers/ Desk Ht. Runoff	76MH60248011S2B4	11272	11836	59.75	23.75	80	656	89



Media Hub,	76MH54247241S2B6	10329	10845	53.75	23.75	72	532	72.75
2 Hangover	76MH54248011S2B6	10602	11135	53.75	23.75	80	594	80.75
Panels, 2 TV Areas,	76MH60247241S2B6*	10996	11548	59.75	23.75	72	558	80.25
Drawers/ Bar Ht. Runoff	76MH60248011S2B6	11272	11836	59.75	23.75	80	656	89



Media Hub,	76MH54247241S2BB	12303	12916	53.75	23.75	72	532	72.75
2 Hangover	76MH54248011S2BB	12579	13209	53.75	23.75	80	594	80.75
Panels, 2 TV Areas,	76MH60247241S2BB*	13035	13687	59.75	23.75	72	558	80.25
2 Drawers	76MH60248011S2BB	13309	13973	59.75	23.75	80	656	89



ORDERING NOTES:

Please note that runoff tops and bases are sold separately, please see pages 111-114 for item numbers and pricing. Hangover panel is available in veneer or palette. If not specified white palette is default

DIMENSION KEY

W - width
D - depth
H - height

Dimensions are in inches and approximate.
Contact Customer Service if dimensions are critical.

CODE DESCRIPTION

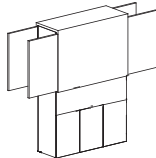
11 - closed bookcase
S2 - 2 TV areas
B - drawer bank
4 - use with desk height runoff
6 - use with bar height runoff
WB - white board

STANDARD FINISHES

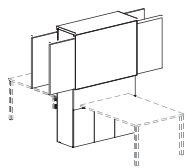
For a complete list of standard wood finishes please see Page 117.

ARTEMIS MEDIA HUB | 2 TV AREAS, 2 HANG OVER PANELS WITH WHITE BOARD

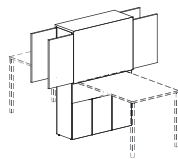
Description	Model	Cherry		W	D	H	Shipping Weight	Cubic Feet
		Rift Oak/ Palette	Maple Walnut					
Media Hub,	76MH54247211S2WB	11188	11747	53.75	23.75	72	559	72.75
2 Hangover Panels	76MH54248011S2WB	11462	12036	53.75	23.75	80	621	80.75
with White Board, 2 TV	76MH60247211S2WB*	11798	12388	59.75	23.75	72	585	80.25
Areas no Runoff	76MH60248011S2WB	12068	12672	59.75	23.75	80	683	89



Media Hub,	76MH54247211S244WB	11188	11747	53.75	23.75	72	559	72.75
2 Hangover Panels	76MH54248011S244WB	11462	12036	53.75	23.75	80	621	80.75
with White Board, 2 TV	76MH60247211S244WB*	11798	12388	59.75	23.75	72	585	80.25
Areas/ Desk Ht. Runoff	76MH60248011S244WB	12068	12672	59.75	23.75	80	683	89



Media Hub,	76MH54247211S266WB	11188	11747	53.75	23.75	72	559	72.75
2 Hangover Panels	76MH54248011S266WB	11462	12036	53.75	23.75	80	621	80.75
with White Board, 2 TV	76MH60247211S266WB*	11798	12388	59.75	23.75	72	585	80.25
Areas, Bar Ht. Runoff	76MH60248011S266WB	12068	12672	59.75	23.75	80	683	89



Media Hub,	76MH54247211S246WB	11188	11747	53.75	23.75	72	559	72.75
2 Hangover Panels	76MH54248011S246WB	11462	12036	53.75	23.75	80	621	80.75
with White Board, 2	76MH60247211S246WB*	11798	12388	59.75	23.75	72	585	80.25
TV Areas, Desk Ht. & Bar Ht. Runoff	76MH60248011S246WB	12068	12672	59.75	23.75	80	683	89



ORDERING NOTES:

Please note that runoff tops and bases are sold separately, please see pages 111-114 for item numbers and pricing. Hangover panel is available in veneer or palette. If not specified white palette is default

ORDERING PROCEDURE

To order, please specify the following:

- 1) Krug product model number
- 2) Wood species and finish, see Page 11
- 3) Wood edge detail, see Page 3
- 4) Pull style, see Page 4
- 5) Grommet location if applicable

CODE DESCRIPTION

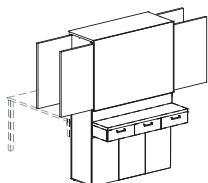
11 - closed bookcase
 S2 - 2 TV areas
 B - drawer bank
 4 - use with desk height runoff
 6 - use with bar height runoff
 WB - white board

STANDARD FINISHES

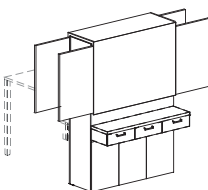
For a complete list of standard wood finishes please see Page 117.

ARTEMIS MEDIA HUB | 2 TV AREAS, 2 HANG OVER PANELS WITH WHITE BOARD

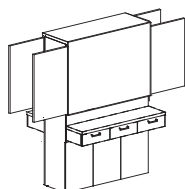
Description	Model	Cherry		W	D	H	Shipping Weight	Cubic Feet
		Rift Oak/ Palette	Maple Walnut					
Media Hub,	76MH54247211S2B4WB	10329	10844	53.75	23.75	72	559	72.75
2 Hangover	76MH54248011S2B4WB	10602	11135	53.75	23.75	80	621	80.75
Panels with White	76MH60247211S2B4WB*	10996	11515	59.75	23.75	72	585	80.25
Board, 2 TV Areas, Drawers/Desk Ht. Runoff	76MH60248011S2B4WB	11272	11788	59.75	23.75	80	683	89



Media Hub,	76MH54247211S2B6WB	10329	10844	53.75	23.75	72	559	72.75
2 Hangover Panels	76MH54248011S2B6WB	10602	11135	53.75	23.75	80	621	80.75
with White Board, 2	76MH60247211S2B6WB*	10996	11515	59.75	23.75	72	585	80.25
TV Areas, Drawers/ Bar Ht. Runoff	76MH60248011S2B6WB	11272	11788	59.75	23.75	80	683	89



Media Hub, 2	76MH54247211S2BBWB	12303	12916	53.75	23.75	72	559	72.75
Hangover Panels	76MH54248011S2BBWB	12579	13209	53.75	23.75	80	621	80.75
with White Board,	76MH60247211S2BBWB*	13035	13687	59.75	23.75	72	585	80.25
2 TV Areas, 2 Drawers	76MH60248011S2BBWB	13309	13973	59.75	23.75	80	683	89



ORDERING NOTES:

Please note that runoff tops and bases are sold separately, please see pages 111-114 for item numbers and pricing. Hangover panel is available in veneer or palette. If not specified white palette is default

DIMENSION KEY

W - width
D - depth
H - height

Dimensions are in inches and approximate. Contact Customer Service if dimensions are critical.



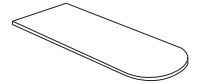
CODE DESCRIPTION

11 - closed bookcase
S2 - 2 TV areas
B - drawer bank
4 - use with desk height runoff
6 - use with bar height runoff
WB - white board

STANDARD FINISHES

For a complete list of standard wood finishes please see Page 117.

ARTEMIS MEDIA HUB | DESK HEIGHT RUNOFF TOPS

Description	Model	Rift Oak or	C,M,W or	W	D	H	Shipping Weight	Cubic Feet
		Lam Top w/ Polymer Edge	Lam Top & wood Edge					
Rectangular Runoff Top 	76MHR60364	1401	1514	59.5	35.75	29.5	85	5
	76MHR60424	1749	1892	59.5	41.75	29.5	98	6
	76MHR66364	1456	1573	65.5	35.75	29.5	93	5.5
	76MHR66424	1811	1959	65.5	41.75	29.5	106	6.5
	76MHR72364	1559	1688	71.5	35.75	29.5	100	6
	76MHR72424	1923	2080	71.5	41.75	29.5	115	7
	76MHR78364	1832	1980	77.5	35.75	29.5	108	6.5
	76MHR78424*	2198	2381	77.5	41.75	29.5	118	7.5
	76MHR84364	1879	2031	83.5	35.75	29.5	115	7
	76MHR84424	2247	2431	83.5	41.75	29.5	135	8
	76MHR96364	1979	2138	95.5	35.75	29.5	140	7.5
	76MHR96424	2347	2538	95.5	41.75	29.5	160	9
	Arc Runoff Top 	76MHAR60364	1460	1581	59.5	35.75	29.5	85
76MHAR60424		1809	1956	59.5	41.75	29.5	98	6
76MHAR66364		1515	1640	65.5	35.75	29.5	93	5.5
76MHAR66424		1871	2024	65.5	41.75	29.5	106	6.5
76MHAR72364		1619	1751	71.5	35.75	29.5	100	6
76MHAR72424		1982	2144	71.5	41.75	29.5	115	7
76MHAR78364*		1890	2043	77.5	35.75	29.5	108	6.5
76MHAR78424		2261	2444	77.5	41.75	29.5	118	7.5
76MHAR84364		1936	2092	83.5	35.75	29.5	115	7
76MHAR84424		2307	2495	83.5	41.75	29.5	135	8
76MHAR96364		2035	2202	95.5	35.75	29.5	140	7.5
76MHAR96424		1809	1956	95.5	41.75	29.5	160	9
Bullet Runoff Top 		76MHBR60364	1515	1640	59.5	35.75	29.5	85
	76MHBR60424	1871	2024	59.5	41.75	29.5	98	6
	76MHBR66364	1619	1751	65.5	35.75	29.5	93	5.5
	76MHBR66424	1982	2144	65.5	41.75	29.5	106	6.5
	76MHBR72364	1890	2043	71.5	35.75	29.5	100	6
	76MHBR72424	2261	2444	71.5	41.75	29.5	115	7
	76MHBR78364	1936	2092	77.5	35.75	29.5	108	6.5
	76MHBR78424	2307	2495	77.5	41.75	29.5	118	7.5
	76MHBR84364	2035	2202	83.5	35.75	29.5	115	7
	76MHBR84424	2406	2602	83.5	41.75	29.5	135	8
	76MHBR96364	2406	2602	95.5	35.75	29.5	140	7.5
	76MHBR96424	2406	2602	95.5	41.75	29.5	160	9

ORDERING NOTES:

Please note that 2" Square Metal legs cannot be specified with the Bullet Runoff top.

ORDERING PROCEDURE


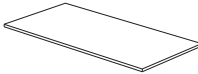

To order, please specify the following:

- 1) Krug product model number
- 2) Wood species and finish, see Page 11
- 3) Wood edge detail, see Page 3
- 4) Pull style, see Page 4
- 5) Grommet location if applicable

STANDARD FINISHES

For a complete list of standard wood finishes please see Page 117. Disc bases and metal legs are available in a Brushed Stainless finish.

ARTEMIS MEDIA HUB | BAR HEIGHT RUNOFFS

Description	Model	Rift Oak or Lam Top w/ Polymer Edge	C,M,W or Lam Top & wood Edge	W	D	H	Shipping Weight	Cubic Feet
	76MHVR6036-424	1671	1809	59.5	35.75	29.5	98	6
	76MHVR6042-484	2058	2223	59.5	41.75	29.5	110	6.5
	76MHVR6636-424	1731	1871	65.5	35.75	29.5	106	6.5
	76MHVR6642-484	2131	2303	65.5	41.75	29.5	120	7
	76MHVR7236-424	1834	1982	71.5	35.75	29.5	115	7
	76MHVR7242-484	2254	2437	71.5	41.75	29.5	130	7.5
	76MHVR7836-424	2089	2261	77.5	35.75	29.5	118	7.5
	76MHVR7842-484*	2507	2714	77.5	41.75	29.5	145	8
	76MHVR8436-424	2134	2307	83.5	35.75	29.5	135	8
	76MHVR8442-484	2560	2768	83.5	41.75	29.5	155	9
76MHVR9636-424	2149	2326	95.5	35.75	29.5	160	9	
76MHVR9642-484	2221	2405	95.5	41.75	29.5	175	10	
	76MHR60366	1401	1514	59.5	35.75	29.5	85	5
	76MHR60426	1749	1892	59.5	41.75	29.5	98	6
	76MHR66366	1456	1573	65.5	35.75	29.5	93	5.5
	76MHR66426	1811	1959	65.5	41.75	29.5	106	6.5
	76MHR72366	1559	1688	71.5	35.75	29.5	100	6
	76MHR72426	1923	2080	71.5	41.75	29.5	115	7
	76MHR78366*	1832	1980	77.5	35.75	29.5	108	6.5
	76MHR78426	2198	2381	77.5	41.75	29.5	118	7.5
	76MHR84366	1879	2031	83.5	35.75	29.5	115	7
	76MHR84426	2247	2431	83.5	41.75	29.5	135	8
	76MHR96366	1979	2138	95.5	35.75	29.5	140	7.5
	76MHR96426	2347	2538	95.5	41.75	29.5	160	9
	76MHAR60366	1460	1581	59.5	35.75	41.5	85	5
	76MHAR60426	1809	1956	59.5	41.75	41.5	98	6
	76MHAR66366	1515	1640	65.5	35.75	41.5	93	5.5
	76MHAR66426	1871	2024	65.5	41.75	41.5	106	6.5
	76MHAR72366	1619	1751	71.5	35.75	41.5	100	6
	76MHAR72426	1982	2144	71.5	41.75	41.5	115	7
	76MHAR78366*	1890	2043	77.5	35.75	41.5	108	6.5
	76MHAR78426	2261	2444	77.5	41.75	41.5	118	7.5
	76MHAR84366	1936	2092	83.5	35.75	41.5	115	7
	76MHAR84426	2307	2495	83.5	41.75	41.5	135	8
	76MHAR96366	2035	2202	95.5	35.75	41.5	140	7.5
76MHAR96426	2406	2602	95.5	41.75	41.5	160	9	

DIMENSION KEY

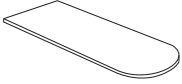
W - width
D - depth
H - height

Dimensions are in inches and approximate. Contact Customer Service if dimensions are critical.


STANDARD FINISHES


For a complete list of standard wood finishes please see Page 117. Disc bases and metal legs are available in a Brushed Stainless finish.

ARTEMIS MEDIA HUB | BAR HEIGHT RUNOFFS

Description	Model	Rift Oak/ Palette	Cherry Maple Walnut	W	D	H	Shipping Weight	Cubic Feet
	76MHBR60366	1460	1581	59.5	35.75	41.5	85	5
	76MHBR60426	1809	1956	59.5	41.75	41.5	98	6
	76MHBR66366	1515	1640	65.5	35.75	41.5	93	5.5
	76MHBR66426	1871	2024	65.5	41.75	41.5	106	6.5
	76MHBR72366	1619	1751	71.5	35.75	41.5	100	6
	76MHBR72426	1982	2144	71.5	41.75	41.5	115	7
	76MHBR78366	1890	2043	77.5	35.75	41.5	108	6.5
	76MHBR78426	2261	2444	77.5	41.75	41.5	118	7.5
	76MHBR84366	1936	2092	83.5	35.75	41.5	115	7
	76MHBR84426	2307	2495	83.5	41.75	41.5	135	8
	76MHBR96366	2035	2202	95.5	35.75	41.5	140	7.5
	76MHBR96426	2406	2602	95.5	41.75	41.5	160	9

ORDERING NOTES: Please note that 2" Square Metal legs cannot be specified with the Bullet Runoff top.

	76MHVR6036-426	1671	1809	59.5	35.75	41.5	98	6
	76MHVR6042-486	2058	2223	59.5	41.75	41.5	110	6.5
	76MHVR6636-426	1731	1871	65.5	35.75	41.5	106	6.5
	76MHVR6642-486	2131	2303	65.5	41.75	41.5	120	7
	76MHVR7236-426	1834	1982	71.5	35.75	41.5	115	7
	76MHVR7242-486	2254	2437	71.5	41.75	41.5	130	7.5
	76MHVR7836-426*	2089	2261	77.5	35.75	41.5	118	7.5
	76MHVR7842-486	2507	2714	77.5	41.75	41.5	145	8
	76MHVR8636-426	2134	2307	83.5	35.75	41.5	135	8
	76MHVR8642-486	2560	2768	83.5	41.75	41.5	155	9
	76MHVR9636-426	2221	2405	95.5	35.75	41.5	160	9
	76MHVR9662-486	2668	2884	95.5	41.75	41.5	175	10

	76MHVAR6036-426	1723	1862	59.5	35.75	41.5	98	6
	76MHVAR6042-486	1855	2004	59.5	41.75	41.5	110	6.5
	76MHVAR6636-426	1781	1927	65.5	35.75	41.5	106	6.5
	76MHVAR6642-486	2193	2373	65.5	41.75	41.5	120	7
	76MHVAR7236-426	1886	2040	71.5	35.75	41.5	115	7
	76MHVAR7242-486	2321	2508	71.5	41.75	41.5	130	7.5
	76MHVAR7836-426*	2154	2327	77.5	35.75	41.5	118	7.5
	76MHVAR7842-486	2584	2793	77.5	41.75	41.5	145	8
	76MHVAR8436-426	2197	2378	83.5	35.75	41.5	135	8
	76MHVAR8442-486	2636	2851	83.5	41.75	41.5	155	9
	76MHVAR9636-426	2287	2476	95.5	35.75	41.5	160	9
	76MHVAR9642-486	2746	2970	95.5	41.75	41.5	175	10

ORDERING PROCEDURE

To order, please specify the following:

- 1) Krug product model number
- 2) Wood species and finish, see Page 11
- 3) Wood edge detail, see Page 3
- 4) Pull style, see Page 4
- 5) Grommet location if applicable

STANDARD FINISHES

For a complete list of standard wood finishes please see Page 117.

ARTEMIS MEDIA HUB | BASES

Description	Model	Price	W	D	H	Shipping Weight	Cubic Feet
4" Square Wood Leg	76LG429S1	516	4	4	29	-	1
	76LG442S1*	556	4	4	41	-	1.5



Legs required per runoff: 1

4" Diameter Metal Leg	76LG429DB	759	4	4	28	-	1
	76LG442DB*	811	4	4	41	-	1.5



Legs required per runoff: 1

Disc Base	76141828	313	18	18	28.5	30	8
	76141842*	350	18	18	41	35	8.5



Legs required per runoff: 1

2" Square Metal Leg	76LG229M	480	2	2	28	-	1
	76LGX242M*	537	2	2	41	-	1.5



Legs required per runoff: 1

ORDERING NOTES: Please note that 2" Square Metal legs cannot be specified with the Bullet Runoff top.

T-Base	76LG2029TR5	465	3	20	28	19	3
	76LG2042TR5*	706	3	2	41	26	4



Legs required per runoff: 1

ORDERING NOTES: Please note that 29" base is to be used to achieve a desk height runoff, 42" base is to be used for bar height runoff.

DIMENSION KEY

W - width
D - depth
H - height

Dimensions are in inches and approximate. Contact Customer Service if dimensions are critical.

ARTEMIS MEDIA HUB | STORAGE

Description	Model	Rift Oak/ Palette	Cherry Maple Walnut	W	D	H	Shipping Weight	Cubic Feet
Media Hub Storage & Waste/Recycling	76MHST241872103L	4238	4452	24	17.75	72	132	20
	76MHST241872103R	4238	4452	24	17.75	72	132	20
	76MHST241880103L*	4299	4515	24	17.75	80	156	22.5
	76MHST241880103R	4299	4515	24	17.75	80	156	22.5



Media Hub Storage, 5 Closed	76MHST24187211L	2696	2830	24	17.75	72	160	20
	76MHST24187211R	2696	2830	24	17.75	72	160	20
	76MHST24188011L*	3291	3456	24	17.75	80	188	22.25
	76MHST24188011R	3291	3456	24	17.75	80	188	22.25



Media Hub Storage, 2 Box/1File Drw/ 3 Closed	76MHST24187293L	3713	3899	24	17.75	72	118	20
	76MHST24187293R	3713	3899	24	17.75	72	118	20
	76MHST24188093L*	3867	4061	24	17.75	80	152	22.25
	76MHST24188093R	3867	4061	24	17.75	80	152	22.25



Media Hub Storage, 2 Box/1File Drw/ 3 Closed Frosted Glass Doors	76MHST24187293XL	4811	5050	24	17.75	72	118	20
	76MHST24187293XR	4811	5050	24	17.75	72	118	20
	76MHST24188093XL*	5065	5319	24	17.75	80	152	22.25
	76MHST24188093XR	5065	5319	24	17.75	80	152	22.25



Media Hub Wardrobe, Coat Hooks & Shelf	76MHW24187201L	2481	2606	24	17.75	72	148	20
	76MHW24187201R	2481	2606	24	17.75	72	148	20
	76MHW24188001L*	2817	2957	24	17.75	80	174	22.5
	76MHW24188001R	2817	2957	24	17.75	80	174	22.5



ORDERING PROCEDURE

To order, please specify the following:

- 1) Krug product model number
- 2) Wood species and finish, see Page 11
- 3) Wood edge detail, 3
- 4) Pull style, see Page 4
- 5) Grommet location if applicable

*Indicates model illustrated by line drawing.

CODE DESCRIPTION

103 - waste/recycling
 11 - closed bookcase
 93 - 2 Box/1File Drw/ 3 Closed
 X - frosted glass
 01 - wardrobe

STANDARD FINISHES

For a complete list of standard wood finishes please see Page 117.

ARTEMIS MEDIA HUB | POWER / MEDIA

Description	Model	Price	W	D	H	Shipping Weight	Cubic Feet
HDMI Technology Bay, Graphite Gray	88HDMITB	9746	13.25	8	9.5	-	-
							
HDMI to VGA Adaptor pack with Audio Support	88HDMI/ VGA	599	-	-	-	-	-
							
HDMI to Display Port & Adaptor Pack	88HDMI/DP	187	60	2.5	1	5	0.75
							
HDMI to Mini Display Port & Thunderbolt Adaptor Pack	88HDMI/ MDP	164	3.5	1.75	-	5	0.25
							

This module includes: 4 simplex receptacles, 4 HDMI show me cables, HDMI 4 position switchbox, 2 plate cutouts, 15' HDMI monitor cable, 108" power cord.

ORDERING NOTES:

This module is mounted in the runoff tops near the media hub cabinet.
 This module is large and knee clearance can be an issue on 36" deep tops if someone is seated next to it.
 Technology adaptors are available for use in the 2 plate cutouts. Please see below for options.

DIMENSION KEY

W - width
 D - depth
 H - height

Dimensions are in inches and approximate.
 Contact Customer Service if dimensions are critical.

ARTEMIS | WOOD FINISHES

WOOD FINISHES

Standard wood finishes are:
SPECIES FINISH

Cherry	Light Cherry Natural Cherry American Cherry Medium Cherry Standard Cherry Imperial Cherry Appalachian Cherry Sable Cherry
Maple	Clear Maple Honey Maple Wheat Maple
Oak*	Light Oak SilverGrey on Oak Harvest Oak Mahogany Oak
* Oak veneers are rift cut	Medium Cherry on Oak Mellow Oak Walnut on Oak Espresso on Oak
Walnut	Natural Walnut Regular Walnut Mahogany on Walnut Dark Walnut Cordovan Walnut

WOOD FINISHES TO MATCH STANDARD LAMINATES

Willow on Rift Oak
Dune on Rift Oak
Portobello on Rift Oak
Ash on Rift Oak
Copper on Cherry
Shiraz Cherry
Park Avenue Walnut
Chocolate on Walnut
Nutmeg on Walnut
Dark Walnut
Hardrock Maple

Natural Characteristics of Wood

Wood is a natural product with inherent color variations that will never be fully mitigated by the finishing process. Please anticipate variation in colors within a single unit, from piece to piece, and from Krug wood finishes samples. If a very close match is required, a sample must be provided with the order and an upcharge will apply. Exact color matches are not possible.

Custom Wood Finishes

Add 10% list to your order for special finishes, minimum upcharge is \$600 list per finish per order. (For example, on all orders up to \$6000 list, an upcharge of \$600 will apply, on orders \$6000 and up add 10% list to your order.)

For orders with special finishes, a sample that is a minimum 3" by 3" must be received with the order. Special finishes may add additional lead time to production schedules. Since wood is a natural product, some variations in grain, color and stain acceptance will occur. In our finishing processes, we try to minimize variations, but some variation between samples and finished goods should be anticipated.

Dual Finishes

Add 10% list per item if specifying dual finish.

Palette Finishes

Artemis Casegoods are available fully finished in Palette solid color finishes at the same pricing as the Rift Oak pricing in the price list. Artemis Casegoods can also be specified with a combination of PALETTE finishes and veneer. For pricing and specific lead times, please contact Customer Service. Please note PALETTE finishes are not available on the KrugExpress Program.

When specifying Palette in first column pricing please change the model number prefix to 74. I.e. 74OHW721616

PALETTE FINISHES

Standard solid color finishes are:
Black White Sand Soft green Steel blue Slate

ARTEMIS | NON-STANDARD PRODUCT GUIDELINES FOR PRICING

PRICING METHODS

Customer widths: Apply the price that is one standard size larger than the desired case size (but same depth). Example: required dimension is 74" x 24", so take the price of the 78" x 24" unit. Customer depths: Apply the price of the same unit one size deeper (but same width). Example: required dimension is 72" x 26", so take the price of the 72" x 30" unit. Custom width & depth: Apply the price of the same unit both one size wider and one size deeper. Example: required dimension is 74" x 26", so take price of the first standard size above 84" x 30" unit.

Custom height of desk height cases, Add:	18% (31-32" H)
Grommets in non-standard positions, add:	\$152 list
To remove hutch or overhead doors, deduct:	4% list
Bookcase with optional pull out printer shelf, add:	\$238 list
Bookcase with optional vent in back (includes 2 vents and 1 grommet), add:	\$302 list
2 lateral file and 3 or 4 closed shelves - convert to half open, half closed shelves, add	15% list
2 lateral file and 3 or 4 closed shelves - convert to half open, half wa drobe, add:	15% list
To remove storage doors for open shelves, deduct:	4% list

EXCEPTIONS TO THE PRICING METHODS ABOVE

Sizes larger than largest shown in Price List.
Non-standard extension on drawer slides.
Non-standard drawer depths in standard depth pedestals.
Glass door – any style.
Glass – face mounted modesty panels.
Perforated modesty panels.
Cases with curvilinear tops where the radius becomes non-standard.

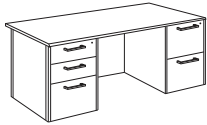
A/V cabinets.

Any case with flipper doors.

Please contact Specials Coordinator or Krug Customer Service at 1.888.578.KRUG if you require assistance.

PLEASE NOTE: Cases with non-standard features do not apply to the rules above.

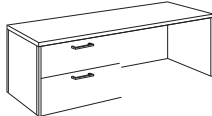
ARTEMIS | INSTALLATION INSTRUCTIONS




Drawers will be offered for letter and legal size filing. All units are equipped with file bars that are fixed in place for shipping.

Desk Pedestal File Drawers

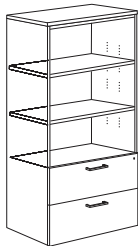
Filing Capacity:
 15" DRAWERS:
 21" of letter filing front to back or
 12" of legal filing side to side
 22" pedestal drawer depths allow only one row of side to side files.
 Weight capacity of pedestal file drawers is 90 lbs.
 Credenza and Return Pedestal File Drawers



Filing Capacity:
 15" DRAWERS:
 15" of letter filing front to back or
 12" of legal filing side to side
 16" pedestal drawer depths allow only one row of side to side files.
 Weight capacity of pedestal file drawers is 90 lbs.
 Credenza, Return or Storage Lateral File Drawers



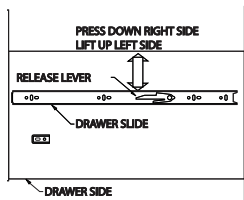
Filing Capacity:
 30" WIDE DRAWERS:
 30" letter filing front to back, or 25" legal filing
 side to side 15" or legal filing front to back.
 When filing front to back, 30" lateral file drawer widths allow two rows of
 letter filing, but only one row of legal file width.



Filing capacity:
 36" WIDE DRAWERS:
 30" letter filing front to back, or
 36" legal filing side to side, or 30"
 legal filing front to back.
 Weight capacity of lateral file drawers is 135 lbs.

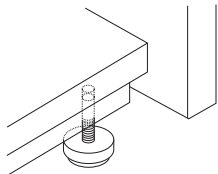
Linking Units, Tops and Returns

It is important that the main units (desk, credenza) to which the linking unit or return is being attached be in their final position and leveled. Units are connected with mending plates under the worksurface and from the modesty and to the end panel of the connecting units. Attach the mending plates under the worksurface, level cases if necessary by adjusting the glides to achieve flush and firm joints before installation of mending plates to modesty and end panels.



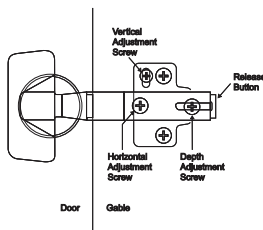
Drawer Removal

Pull drawer and slide out to the full extension position. With index finger, lift up the release lever on the left and press down the release lever on the right side of the drawer (as shown). Pull out the drawer with the attached drawer channel from the cabinet member. To re-assemble, insert the drawer through the guide.



Glide Adjustment

Raise one corner of the unit at a time and adjust the glide to the desired height by turning the glide to the hole. Make sure unit is level after adjusting the glides. Please note that the maximum adjustment range of the glides is 1 1/4". When moving units after glides have been inserted, dial the glides to the lowest position to prevent damage.



Door Adjustments

Hinges on all bookcase, overhead and hutch doors are designed to be adjusted for depth, horizontal and vertical alignment. This is easily done by adjusting the appropriate screw. See drawing. To remove a door, pull the release clip and pull out the door, disconnecting hinges.

ARTEMIS | INSTALLATION INSTRUCTIONS

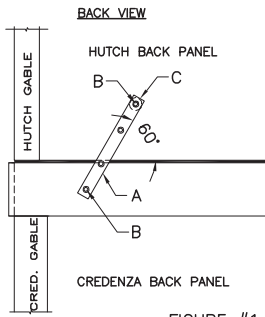


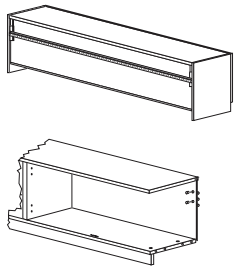
FIGURE #1

Hutch Installation

Before installing the hutch, insure that the worksurface has been placed in the final position and leveled. The worksurface should then be moved out a sufficient distance to allow access to the back. It is recommended that the minimum amount of movement be used with the leveling glides extended to prevent damage to the glides. The hutch comes with self-adhesive foam strips that must be applied to the bottom edge prior to placing the hutch on the credenza. The foam is best applied with the hutch lying on its back. Do not leave any gaps in the foam strip, in order to prevent scratches to the credenza top while placing the hutch. Place the hutch securely on the worksurface. Try to minimize any movement of the hutch to prevent scratching. Use of a blanket on the front portion of the credenza is recommended. Using the supplied hardware, screw the 60° at bracket (A) to the top of the credenza at each end, using the $3/4"$ screws (B). Swing the bracket up to approximately 60° and place the supplied washer (C) behind the top hole in the bracket. Screw through the bracket and washer into the hutch back with the $3/4"$ screws (B). Tighten all screws. Move combined hutch and credenza back to final location. Check for level again and adjust as required.

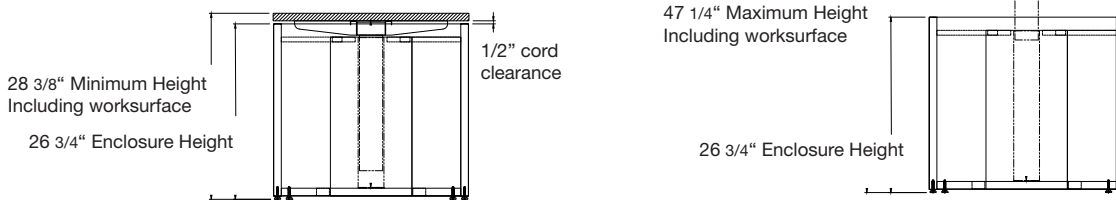
Overhead Unit

The wall mount overhead units must be installed on wall studs. The first step for installation is to locate the studs in the wall where the overhead is to be mounted. Position the overhead hanger rail on the wall to insure studs line up with pre-drilled holes in the hanger rail and mark the location on the wall. Drill holes at the marked hole locations. Fasteners are to be provided by the installer, so hole size will be determined by size of fastener chosen. If studs cannot be accessed, then appropriate drywall plugs or butterfly bolts should be used. If the end of the wall rail is further than 3" from a stud, toggle bolts must be fastened through holes 1 and 3. Fasten the mounting rail to the wall insuring that it is level. Remove the black plugs located on the inside face of the back panel to gain access to the adjusting screws on the hanging brackets. Hang the overhead on the mounting rail. The hanging brackets provide vertical and plumb adjusting screws. Level the cabinet by using these screws. All brackets must be adjusted so that they all support the cabinet. When leveling of the overhead is complete, insert the black plugs in the holes to cover the adjusting screws. Installation instructions included with each case must be followed exactly.



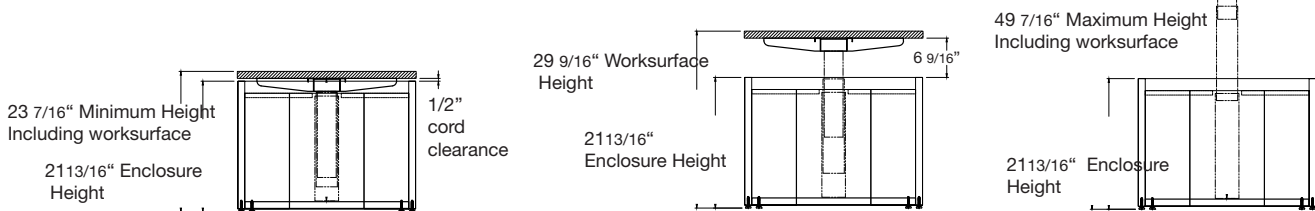
ARTEMIS | HEIGHT ADJUSTABLE WORKSURFACE WITH BASE ENCLOSURE

Single Stage Mechanism With Base Enclosure



The Single Stage mechanism with Base Enclosure has an adjustable height range of 28 3/8 - 47 1/4 inches. When the worksurface is at the lowest stage - desk height, the space between underside of the worksurface and the top of the Base Enclosure is 1 1/2 inches.

Dual Stage Mechanism With Base Enclosure



The Dual Stage mechanism with Base Enclosure has an adjustable height range of 23 7/16 - 49 7/16 inches. When the worksurface is at the standard desk height setting of 29 1/2", the space between underside of the worksurface and the top of the Base Enclosure is 6 9/16 inches. This allows for the full range of height adjustments.

Custom Base Enclosures for the Dual Stage are available decreasing the gap below the worksurface to 1 1/2" inches.

Caution: this eliminates the ability to use the lower stage settings.

Custom Base Enclosures to further lower the minimum worksurface height are also available, removing the inside enclosure floor completely and allowing a minimum desk height of 22 7/16". Contact customer service for a quote.

GRADED-IN UPHOLSTERY PROGRAMS

Krug has partnered with several textile brands to grade in their offerings, designed to provide a wide range of upholstery selections for our seating products.

Upholstery pricing and availability is subject to change without notice. We grade this upholstery according to the pricing of the fabric suppliers - when their pricing changes, the Krug grade may change. When placing an order, a Krug customer must specify the complete upholstery number, along with the appropriate Krug model number and finish. Krug will supply the complete product at the prices listed. Orders specifying graded-in upholstery cannot be cancelled once the upholstery has been ordered.

Upholstery Grades

To determine the price of a product for graded-in upholstery, use the reference lists located on Krug's website under - Products - Textiles, to view the upholstery grade (1-9). Krug is not responsible for the discontinuation of this upholstery. Please contact Customer Service for information on upholstery not listed.

When two upholstery selections are specified for use on seating, the higher grade upholstery price will apply to the order.

High Performance upholstery; Polyurethane, Vinyl or Crypton, is particularly suitable for healthcare and other intensive-use environments.

Upholstery Samples

If you require additional samples or memos for presentation, please contact fabric supplier directly.

Flammability Standards

- Tunnel Test Surface Ratings Class A rating
- Class 1 UFAC
- Passes State of California Technical Bulletin CAL 117-2013

Please contact fabric supplier directly for further flammability information pertaining to specific upholstery.

Special Conditions

Acknowledgements will give the estimated delivery date of the finished product. Some upholstery is imported, and availability may affect estimated delivery time. For large projects, please contact fabric supplier directly for availability of yardage.

TACKBOARD FABRICS

KRUG PANEL FABRIC PROGRAM

Tackboards can be upholstered in COM material supplied by the customer, and in a selection of stocked tackboard fabrics supplied by Momentum. The in-stock Momentum fabrics are priced at Grade 1 and are available on Krug Express. They are 100% polyester. For additional information and color selections, please refer to our Panel Fabrics card and Krug's website. www.krug.ca If memo samples are required please call Momentum at 1-800-366-6839. The Momentum panel fabrics pass ASTM-E84-87 Fire Codes.

PROGRAM DETAILS

KrugExpress orders are ready to ship by the date acknowledged. Delivery and shipping schedules may result in actual shipping of orders at a later date. Statutory holidays and scheduled factory vacations may add to acknowledged lead times of KrugExpress orders. Unless otherwise specified on the order, the customer's standard method of shipping Krug products will be utilized. Available factory capacity for KrugExpress is filled by orders received on a "first come, first serve" basis. If the normal KrugExpress lead time is not available for your order because available capacity has been filled, you will be immediately advised of the earliest available ready-to-ship date. Please consult your Customer Service representative in advance if you wish to confirm the specific lead time availability for a KrugExpress order. Orders must be received by midnight of a given day for that day to be considered the official day the order is received. Order lead times are acknowledged from the date the order is received, but not including the date the order is received. KrugExpress orders must be "clean" when received in order to be considered officially received on a given day, and lead times will be acknowledged from the date orders are determined to be "clean". Changes to KrugExpress orders are not allowed under any

circumstances. Orders for product on KrugExpress must clearly state: "KrugExpress". *Some conditions apply. Please note PALETTE finishes are not available on KrugExpress.

CASEGOODS PROGRAM

Orders for casegood products on the KrugExpress program may be subject to quantity maximums. Please contact Krug Customer Service for more information. Quantity maximums are dependent upon available capacity, in order to insure that we ship all orders on time. Only actual casegood pieces and conference tables tops and bases are considered "units". Items such as tasklights, tackboards, keyboard trays and drawers, electrical and wire management components, etc., are not considered under the quantity restrictions. For example, a typical office configuration that includes a desk, linking unit, credenza and hutch/overhead, equals a total of four units for the purposes of the quantity maximum. Only Krug In-stock panel fabric is available on the KrugExpress program. Only standard wood finishes are available for KrugExpress orders. Grommets can be specified in standard positions only. KrugExpress also includes all Krug seating and occasional tables as well as Krug conference products to complement this casegoods offering.

KRUGEXPRESS

CUSTOMER’S OWN MATERIAL - C.O.M.

Customer’s Own Material (COM)

COM must be received three weeks prior to the acknowledged ship date. Orders with COM not received by the required deadline will be delayed.

A description of the fabric, including supplier name, fabric name and color number must be included with the purchase order. When the COM fabric is received at Krug, it must be clearly identified with the fabric name and color, and tagged with name of the Krug customer and purchase order number. Krug will inspect all COM fabric when received to determine if it will be suitable for upholstery. Where Krug feels that the fabric or leather specified will compromise the quality or integrity of our products, customers will be contacted to direct these concerns. Further, Krug reserves the right to refuse to accept and use any COM fabrics or leathers that will compromise our products in any way that is unacceptable to Krug. Krug cannot assume responsibility for the durability or tailoring quality of customer’s own material.

Yardage specified in this price guide is approximate. In the case of multiple product orders, multiply the number of items by the COM yardage specified to determine fabric required, unless otherwise indicated. Additional yardage may be needed if the material is less than 54” wide, or patterned or striped and requires matching. As fabric is applied horizontally, non-directional fabrics are recommended. COM fabrics are applied as they come off the roll unless otherwise specified. All striped fabrics will be applied vertically unless otherwise stated by the customer and after approval by Krug. It is the customer’s responsibility to advise Krug if the upholstery is to be applied otherwise, and to advise Krug of any special upholstery instructions. Special instructions should be sent to Krug Customer Service, including a sample (or photocopy) of the fabric. Krug is not responsible for instructions sent with the fabric rolls, or for the method of upholstery if no instructions have been provided. COM fabrics for tackboards may be specified in either Maharam or Momentum panel fabrics. Krug is not responsible for determining if a fabric is not ideal for tackboard application.

Please contact Maharam at 1-800-645-3943 or Momentum at

COM Shipping Procedures

For tackboard COM fabrics, please send fabrics to:

Krug Inc.

111 Ahrens Street

Kitchener, Ontario

Canada N2H 4C2

Attention: RECEIVER

All packages must be clearly marked “For Customs Clearance by Willson International Custom Brokers”. According to the North American Free Trade Agreement (NAFTA), goods shipped between the United States and Canada can qualify for exemption from all duties, or for a reduction in duties, if the goods can be proven to originate in either the United States, Canada or Mexico.

Canada Customs requires that a NAFTA Certificate of Origin and a Commercial Invoice be completed and sent with the fabric shipment. The Commercial Invoice must clearly state the description of the fabric, the selling price, the make-up or content, and the purchaser. The absence of these two documents will delay the shipments at the U.S./Canada border, thereby potentially delaying the customer order. If the total value of the shipment is less than \$1200 U.S., Customs will accept a Low Value Statement of Origin in place of the NAFTA Certificate of Origin. The Low Value Statement must be signed by a representative of the exporting company. This statement may either be included on the commercial invoice or attached to the invoice.

Krug is happy to answer any questions or concerns about COM shipping procedures and the required documents. Please contact our Customs Specialist at 1.888.578.5784.

STANDARD LAMINATE PROGRAM

LAMINATES

Krug’s in-stock Laminates are available in 17 different laminate selections. Please note that 4 of the colors (Gingerbread, Portobello, Ash and Willow) have textured finishes and may not be appropriate for use in patient areas due to infection control concerns. Minimum order quantities and extended lead times may apply for exotic laminate colors, please check with customer service. Polymer Edge will be selected to match the worksurface. Krug’s previous laminate in-stock program will be phased out as in-stock supply depletes. Please contact customer service for availability.

IN-STOCK LAMINATES

Wood Grain Laminates	High Pressure Laminate Supplier	Textured Wood Grain Laminates	High Pressure Laminate Supplier
Champagne	Tafisa T492CR	Gingerbread	Tafisa T556UR
Hardrock Maple	Formica 86992-58	Portobello	Tafisa T557UR
Dune	Tafisa T491CR	Ash	Tafisa T535AT
Copper	Tafisa T521CR	Willow	Tafisa T543AT
Shiraz Cherry	Tafisa T472CR	Solid Laminates	
Park Avenue Walnut	Wilsonart 7984-38	Designer White	Wilsonart D354-60
Chocolate	Tafisa T498CR	Platinum	Tafisa T202CR
Nutmeg	Tafisa T477CR	Earth	Tafisa T767CR
Dark Walnut	Tafisa T469CR	Charcoal	Tafisa T228CR

PHASE OUT LAMINATES

Almond - Black- Shadows - Edgewood Sycamore - Gunstock Walnut

Non-Stocked Laminates

For specific lead time and application questions, please contact Krug Customer Service for your requirement. Upcharges will be applicable for non-stocked laminates, depending on their cost. Non-stock laminates may require a minimum order quantity, please contact customer service. Stocked polymer edges only can be specified for use with non-stocked laminates or tops will be self-edged.

GENERAL INFORMATION

Terms and Conditions

Net 30 days on approved credit. A late payment charge of 1% per month will be applied on overdue invoices. This charge will be pro-rated to the number of days past 30 days that the invoice is overdue. All applicable sales taxes are extra. Distribution of this price list does not in itself constitute an offer to sell. Orders can be received only from authorized Krug dealers. Acceptance of any order and terms of sale may be established at the discretion of Krug. Deposits are required on orders received from new accounts as well as on large or special orders. Krug reserves the right to discontinue designs, or to change designs, construction, prices, or materials without notice.

Contact Information

Phone: 1.888.578.KRUG (5784) | Fax: 1.519.748.5177

Purchase Order Fax: 1.888.236.4783

Purchase Order E-mail: orders@krug.ca

Web: www.krug.ca E-mail: solutions@krug.ca

Customer Service Hours

Please note customer service hours are:

8:30 am to 5:00 pm est

Customer Satisfaction

It is the primary goal of Krug and our staff to ensure the complete satisfaction of our customers with our products and performance. If a problem arises with a Krug product after the expiration of the limited warranty period, Krug will exercise its best efforts to achieve the satisfaction of the customer in a manner that is fair to all concerned.

Order Acknowledgments

Each order will be acknowledged via e-mail or fax. This acknowledgment is the final agreement between Krug and the customer, superseding all previous communications regarding the purchase order. Where there is a discrepancy on a purchase order between a product code and a description, Krug will make every effort to resolve the discrepancy, but will be ruled by the product code ordered. Please check all acknowledgments for accuracy, and advise Krug of any discrepancies with a purchase order.

Order Cancellation

Krug reserves the right to not accept or allow cancellation of orders. All products are manufactured on a custom-made, make-to-order basis, and the purchasing, engineering and production of orders begins shortly after order placement - and the customer purchase order is a contract that authorizes Krug to manufacture the products. Acceptance of order cancellation (or partial cancellation) is solely at the discretion of Krug, and is dependent on the extent to which engineering, purchasing and manufacturing has been initiated by the time cancellation is requested. No order cancellations (partial or otherwise) are allowable more than 4 weeks from date of order placement (as order production is unable to be terminated by that point), and full payment of the acknowledged order value is required for any orders cancelled after 4 weeks. Cancellations may be allowable in less than 4 weeks after order placement, depending on the extent to which manufacturing has been initiated. An acceptance of order cancellation requires that the purchaser agrees to make payment for all costs incurred to the point of acceptance of cancellation. Cancellation charges include all costs for purchase of dedicated material and components, engineering costs for non-standard products, and all costs for manufacturing completed to that point, as well as a \$350 net charge for processing of the original order and for processing of cancellation invoicing.

Pricing

Krug endeavors to ensure that all prices in this price list reflect accurately our current prices. However, errors do occur and will be rectified through notices to the field. Krug reserves the right to acknowledge pricing that may be different from the price list.

Warranty

Krug warrants the construction and the finish of all our products to be free from defects in materials and workmanship for a period of 10 years from the date of purchase. This warranty is applicable to products in use by their original purchaser. This warranty does not apply to components not manufactured by Krug including textiles, which are subject to the specific warranties of those manufacturers,

if any. Textiles (fabric, leather, vinyl, or any other covering material) suppliers do not guarantee their products for durability and color fastness, and nor does Krug. Casters, mechanical and electrical components have a warranty of five years from the date of purchase. The Krug warranty does not apply to COM-specified materials, damage caused by a carrier other than Krug, or variation in wood finishes due to natural wood color variation. Krug cannot be held responsible for variations in fabric dye lots from order to order. All fabric is carefully inspected when it is received, but a degree of variation in color should be expected. Repairs or replacement of any defect covered under this warranty by Krug will be made, at our option and method, at no charge to the original purchaser during the warranty period. Krug's judgement is final and binding with respect to the nature or cause of defects or damage, and the necessity or manner of repair or replacement.

This warranty does not apply to defects or damage resulting from:

- normal wear and tear occurring with the use of the product
- negligence, misuse, excessive use, alteration, improper cleaning or repair
- substitution or use of incorrect or unauthorized components or material
- handling or installation that is incorrect, or that causes damage or defect
- damage incurred by a freight carrier other than Krug
- wearing of finishes and fabrics, and normal variations in material (including dye lot variations)
- properties of natural materials, including wood and leather
- exposure to environments with uncontrolled temperature and humidity (products must be transported, stored and used in climate-controlled conditions)

Note, specific warranties for components and materials not manufactured by Krug:

Height Adjustable Mechanism Warranty

Krug warrants to the original consumer purchaser its Height Adjustable Mechanism that it will be free from defects in material and workmanship. This limited warranty covers material and manufacturing defects, which cause a non-conformance in the function of a table base and is limited to the following products and warranty term determined from their dates of purchase:

- a) Electronic components such as control boxes, hand switches and motors – two (2) years
- b) Mechanical components such as crank drives, spindles – five (5) years
- c) Structural components such as J-channels, feet and top supports – ten (10) years

The start of the warranty period is the documented date of your purchase of the product. The warranty herein is made to and for the benefit of the original consumer purchaser of the product and is non-transferable. If you discover a defect in material or workmanship during the warranty period, and Krug agrees that the defect exists, Krug will, at its option, repair or replace the Product at no charge to you, provided it is returned during the warranty period. In the unlikely event that your product should require repair or replacement during the warranty period, please contact Krug to obtain warranty service. The warranty period on replacement products is the remainder of the warranty on the original product or 30 days, whichever is longer.

Testing

All Krug Conference products meet or exceed the testing requirements of ANSI/BIFMA X5.5-2014 or X5.9-2012.



Dimensions

Dimensions are in inches and approximate, and subject to change without notice. Contact Customer Service if dimensions are critical.

Installation Support

For assistance please contact Technical Support at 1-888-578-5784 x216 or e-mail installationhelp@krug.ca and you will be directed to the appropriate installation support person.

Storage Charges

Krug reserves the right to assess a nominal storage charge if a customer does not accept shipment of an order within a week of the ship date.

Export Packaging

Krug is pleased to provide the option for export packaging on all our products, to provide additional protection from damage. For shipments overseas, a quote for export packaging can be provided, based on the products to be ordered and the delivery destination - please contact Customer Service or Bids & Specification Support for more information and a quotation. KRUG is not responsible for shipment damage occurring on overseas shipments

Export Packaging is **STRONGLY RECOMMENDED** for:

- (A) all shipments outside of the lower 48 states and Canada
 - (B) all shipments that will be held in storage for an extended period prior to installation. Important: Please note that Krug will not be responsible for damage claims on product shipped or stored in the above conditions where export packaging has not been utilized.
- Please contact Customer Service for specifications or any other assistance regarding export packaging.

Freight Terms and Conditions

1. All product is shipped FOB the Krug factory. Freight is either pre-paid to the destination or not pre-paid, depending on established customer specific freight terms.
2. Docks at the selected delivery location must be equipped to handle a 53' trailer. If a dock is inadequate for delivery by Krug, Krug will re-deliver to another local location and any additional costs will be charged to the customer.
3. For all deliveries, it is understood that Krug or its agent is making a dock delivery only (equipped to handle a 53' trailer), and any further work of truck unloading, delivery beyond the dock, installation, and removal of packaging is not authorized or paid for by Krug.
4. Drop shipments to the installation site, and timed deliveries, are available on larger shipments (full truckloads or slightly less) at no additional charge. Drop shipments or timed deliveries for smaller shipments may not be available, or if available will require a surcharge. Deliveries on an after hours basis, or on weekends, or any other special requirements, may be subject to a surcharge. Location and contact information, and the requested time of delivery, is required at least one week prior to the acknowledged shipment date. If this information is not provided one week in advance, or if the location or time of the drop shipment is changed less than one week in advance, a surcharge may be applied, and/or the drop shipment may not be scheduled.
5. For all deliveries - whether to the Customer location or drop shipment - any circumstances that result in the delay of our carrier (including unsuitable receiving facilities, or facilities not open or available), service charges will be applied at the rate of \$75/hour. Where re-delivery is necessary because of these circumstances, the full cost of re-delivery will be charged. If Less Than Truck Load is delivering, one hour is allocated to unload. Any additional time required to unload after the first hour is \$75/hour. If a Truck Load is delivering the order, three hours is allocated to unload. Any additional time required to unload is \$75/hour. Direct deliveries to site for net orders are possible, must exceed \$60,000 net, and accommodate 48-53' trailers. Krug is responsible for delivery to the approved delivery address. If an address change is required, this must be authorized by Krug 5 business days prior to ship date. Any additional delivery costs incurred after this time will be charged to the customer. Additional costs for partial shipment of orders are the responsibility of the customer, and will be added to invoices. This includes any part shipment costs due to delays from textile suppliers. Additional costs for partial order shipments will normally not be assessed if there is a delay caused by Krug.

Damaged Shipments

All Krug product is well engineered, carefully inspected, and expertly loaded onto our trucks at our Distribution Center. If you receive any damaged freight, we ask that you do not refuse the shipment. Krug is not responsible for damage to goods that occurs in transit or storage. It is the purchaser and/or receiver's responsibility to examine the goods upon receipt and to notify Krug of any damages, overages or shortages. Any discrepancies should be noted on the Bill of Lading. The delivering carrier will not accept responsibility for shortages or damages if signed "clear". Notification of concealed damage claims must be made to Krug Distribution within 5 days of delivery, along with digital pictures if available. All product and

packaging must be available for inspection. Krug liability ceases after 5 business days and Krug will not be responsible for concealed damages if shipments are left unopened. Krug is not responsible for the condition of product that is stored or installed in an environment where temperature and humidity are not controlled.

Field Product Report Authorization

Krug's written authorization, in the form of an FPR number, must be obtained prior to incurring charges of any kind if Krug is expected to pay these charges. This includes authorization for returns, field repairs and replacements, post field repairs, installation and delivery charges. Krug reserves the right to have its representative inspect product related to any request for such authorizations, prior to that authorization being provided. Deductions from invoices paid for any charges to Krug, without prior written authorization in the form of an FPR, will not be accepted. Digital photographs may be required to complete the FPR process.

Care and Maintenance

Wood Finishes - Although Krug's extensive finishing process ensures a durable finish on all our products, there are several steps that can be taken to protect and prolong the life and beauty of the finish. Protect the top by placing felt pads on the bottom of any accessories and mechanical equipment. Rubber and oil will permanently mark surfaces. Use a desk pad to prevent possible damage and imprinting caused by writing instruments and sharp objects. Dust only with a clean, dry cloth, going with the grain. Clean any marks with a damp cloth, using a small quantity of mild soap or detergent. Do not use any wax-based polish, spray or silicone. Eventually, a film will build up and discolor the top. Do not place your furniture in a position of permanent exposure to direct sunlight.

Plastic Laminates - Clean plastic laminates with mild soap and warm water. Do not use steel wool, hot water, or any abrasive cleaning product.

Custom Capabilities

Over 15% of our orders involve some type of custom work, and we invite our customers to make use of our extensive capabilities. These include:

- 1) Dimensional customization of standard size products
 - 2) Custom wood finishes
 - 3) For larger orders, completely custom-designed products, as well as non-standard wood species can be specified.
- Custom orders may require additional production lead times. Contact Customer Service for more information.

Krug Panel Fabric Program

Tackboards can be upholstered in COM material supplied by the customer, and in a selection of stocked tackboard fabrics supplied by Momentum. The Momentum Panel fabrics are available on Krug Express. They are 100% polyester. For additional information and color selections, please refer to our Panel Fabrics card and Krug's website. www.krug.ca The Momentum panel fabrics pass ASTM-E84-87 Fire Codes. If memo samples are required please call Momentum at 1-800-366-6839.

Program Details

KrugExpress orders are ready to ship by the date acknowledged. Delivery and shipping schedules may result in actual shipping of orders at a later date. Statutory holidays and scheduled factory vacations may add to acknowledged lead times of *KrugExpress* orders. Unless otherwise specified on the order, the customer's standard method of shipping Krug products will be utilized. Available factory capacity for *KrugExpress* is filled by orders received on a "first come, first serve" basis. If the normal *KrugExpress* lead time is not available for your order because available capacity has been filled, you will be immediately advised of the earliest available ready-to-ship date. Please consult your Customer Service representative in advance if you wish to confirm the specific lead time availability for a *KrugExpress* order. Orders must be received by midnight of a given day for that day to be considered the official day the order is received. Order lead times are acknowledged from the date the order is received, but not including the date the order is received. *KrugExpress* orders must be "clean" when received in order to be considered officially received on a given day, and lead times will be acknowledged from the date orders are determined to be "clean". Changes to *KrugExpress* orders are not allowed under any circumstances. Orders for product on *KrugExpress* must clearly state: "*KrugExpress*".



Krug Textiles - Leather Program

Grade 8

Black	K13.1000	Graphite	K13.4000
Stone	K13.3000	Espresso	K13.8000
Sand	K13.5000	White	K13.9000

Please contact Customer Service for specific information on leathers, available colors and lead times.

Krug Textiles - Faux Leather Program

Grade 2

White	Taupe	Bisque	Wine	Sprig	Lagoon
Cream	Mocha	Chocolate	Garnet	Chinchilla	Pacific Blue
Parchment	Tan	Black	Rust	Steel	Navy
Sandstone	Chestnut	Earth	Citron	Grey	Plum
Vanilla		Brick			

GRADED-IN UPHOLSTERY PROGRAMS

Krug has partnered with several textile brands to grade in their offerings, designed to provide a wide range of upholstery selections for our seating products.

Upholstery pricing and availability is subject to change without notice. We grade this upholstery according to the pricing of the fabric suppliers - when their pricing changes, the Krug grade may change. When placing an order, a Krug customer must specify the complete upholstery number, along with the appropriate Krug model number and finish. Krug will supply the complete product at the prices listed. Orders specifying graded-in upholstery cannot be cancelled once the upholstery has been ordered.

Upholstery Grades

To determine the price of a product for graded-in upholstery, use the reference lists located on Krug’s website under - Products - Textiles, to view the upholstery grade (1-9). Krug is not responsible for the discontinuation of this upholstery. Please contact Customer Service for information on upholstery not listed.

When two upholstery selections are specified for use on seating, the higher grade upholstery price will apply to the order.

High Performance upholstery; Polyurethane, Vinyl or Crypton, is particularly suitable for healthcare and other intensive-use environments.

Upholstery Samples

If you require additional samples or memos for presentation, please contact fabric supplier directly.

Flammability Standards

- Tunnel Test Surface Ratings Class A rating
- Class 1 UFAC
- Passes State of California Technical Bulletin CAL 117-2013

Please contact fabric supplier directly for further flammability information pertaining to specific upholstery.

Special Conditions

Acknowledgements will give the estimated delivery date of the finished product. Some upholstery is imported, and availability may affect estimated delivery time. For large projects, please contact fabric supplier directly for availability of yardage.

TACKBOARD FABRICS

KRUG PANEL FABRIC PROGRAM

Tackboards can be upholstered in COM material supplied by the customer, and in a selection of stocked tackboard fabrics supplied by Momentum. The in-stock Momentum fabrics are priced at Grade 1 and are available on Krug Express. They are 100% polyester. For additional information and color selections, please refer to our Panel Fabrics card and Krug’s website. www.krug.ca If memo samples are required please call Momentum at 1-800-366-6839. The Momentum panel fabrics pass ASTM-E84-87 Fire Codes.

PROGRAM DETAILS

KrugExpress orders are ready to ship by the date acknowledged. Delivery and shipping schedules may result in actual shipping of orders at a later date. Statutory holidays and scheduled factory vacations may add to acknowledged lead times of KrugExpress orders. Unless otherwise specified on the order, the customer’s standard method of shipping Krug products will be utilized. Available factory capacity for KrugExpress is filled by orders received on a “first come, first serve” basis. If the normal KrugExpress lead time is not available for your order because available capacity has been filled, you will be immediately advised of the earliest available ready-to-ship date. Please consult your Customer Service representative in advance if you wish to confirm the specific lead time availability for a KrugExpress order. Orders must be received by midnight of a given day for that day to be considered the official day the order is received. Order lead times are acknowledged from the date the order is received, but not including the date the order is received. KrugExpress orders must be “clean” when received in order to be considered officially received on a given day, and lead times will be acknowledged from the date orders are determined to be “clean”. Changes to KrugExpress orders are not allowed under any

KRUGEXPRESS

circumstances. Orders for product on KrugExpress must clearly state: “KrugExpress”. *Some conditions apply. Please note PALETTE finishes are not available on KrugExpress.

CASEGOODS PROGRAM

Orders for casegood products on the KrugExpress program may be subject to quantity maximums. Please contact Krug Customer Service for more information. Quantity maximums are dependent upon available capacity, in order to insure that we ship all orders on time. Only actual casegood pieces and conference tables tops and bases are considered “units”. Items such as tasklights, tackboards, keyboard trays and drawers, electrical and wire management components, etc., are not considered under the quantity restrictions. For example, a typical office configuration that includes a desk, linking unit, credenza and hutch/overhead, equals a total of four units for the purposes of the quantity maximum. Only Krug In-stock panel fabric is available on the KrugExpress program. Only standard wood finishes are available for KrugExpress orders. Grommets can be specified in standard positions only. KrugExpress also includes all Krug seating and occasional tables as well as Krug conference products to complement this casegoods offering.

CUSTOMER'S OWN MATERIAL - C.O.M.

Customer's Own Material (COM)

COM must be received three weeks prior to the acknowledged ship date. Orders with COM not received by the required deadline will be delayed.

A description of the fabric, including supplier name, fabric name and color number must be included with the purchase order. When the COM fabric is received at Krug, it must be clearly identified with the fabric name and color, and tagged with name of the Krug customer and purchase order number. Krug will inspect all COM fabric when received to determine if it will be suitable for upholstery. Where Krug feels that the fabric or leather specified will compromise the quality or integrity of our products, customers will be contacted to direct these concerns. Further, Krug reserves the right to refuse to accept and use any COM fabrics or leathers that will compromise our products in any way that is unacceptable to Krug. Krug cannot assume responsibility for the durability or tailoring quality of customer's own material.

Yardage specified in this price guide is approximate. In the case of multiple product orders, multiply the number of items by the COM yardage specified to determine fabric required, unless otherwise indicated. Additional yardage may be needed if the material is less than 54" wide, or patterned or striped and requires matching. As fabric is applied horizontally, non-directional fabrics are recommended. COM fabrics are applied as they come off the roll unless otherwise specified. All striped fabrics will be applied vertically unless otherwise stated by the customer and after approval by Krug. It is the customer's responsibility to advise Krug if the upholstery is to be applied otherwise, and to advise Krug of any special upholstery instructions. Special instructions should be sent to Krug Customer Service, including a sample (or photocopy) of the fabric. Krug is not responsible for instructions sent with the fabric rolls, or for the method of upholstery if no instructions have been provided. COM fabrics for tackboards may be specified in either Maharam or Momentum panel fabrics. Krug is not responsible for determining if a fabric is not ideal for tackboard application.

Please contact Maharam at 1-800-645-3943 or Momentum at

COM Shipping Procedures

For tackboard COM fabrics, please send fabrics to:

Krug Inc.

111 Ahrens Street

Kitchener, Ontario

Canada N2H 4C2

Attention: RECEIVER

All packages must be clearly marked "For Customs Clearance by Willson International Custom Brokers". According to the North American Free Trade Agreement (NAFTA), goods shipped between the United States and Canada can qualify for exemption from all duties, or for a reduction in duties, if the goods can be proven to originate in either the United States, Canada or Mexico.

Canada Customs requires that a NAFTA Certificate of Origin and Commercial Invoice be completed and sent with the fabric shipment. The Commercial Invoice must clearly state the description of the fabric, the selling price, the make-up or content, and the purchaser. The absence of these two documents will delay the shipments at the U.S./Canada border, thereby potentially delaying the customer order. If the total value of the shipment is less than \$1200 U.S., Customs will accept a Low Value Statement of Origin in place of the NAFTA Certificate of Origin. The Low Value Statement must be signed by a representative of the exporting company. This statement may either be included on the commercial invoice or attached to the invoice.

Krug is happy to answer any questions or concerns about COM shipping procedures and the required documents. Please contact our Customs Specialist at 1.888.578.5784.

LAMINATES

LAMINATES

Krug's in-stock Laminates are available in 17 different laminate selections. Please note that 4 of the colors (Gingerbread, Portobello, Ash and Willow) have textured finishes and may not be appropriate for use in patient areas due to infection control concerns. Minimum order quantities and extended lead times may apply for exotic laminate colors, please check with customer service. Polymer Edge will be selected to match the worksurface. Krug's previous laminate in-stock program will be phased out as in-stock supply depletes. Please contact customer service for availability.

IN-STOCK LAMINATES

Wood Grain Laminates	High Pressure Laminate Supplier	Textured Wood Grain Laminates	High Pressure Laminate Supplier
Champagne	Tafisa T492CR	Gingerbread	Tafisa T556UR
Hardrock Maple	Formica 86992-58	Portobello	Tafisa T557UR
Dune	Tafisa T491CR	Ash	Tafisa T535AT
Copper	Tafisa T521CR	Willow	Tafisa T543AT
Shiraz Cherry	Tafisa T472CR	Solid Laminates	
Park Avenue Walnut	Wilsonart 7984-38	Designer White	Wilsonart D354-60
Chocolate	Tafisa T498CR	Platinum	Tafisa T202CR
Nutmeg	Tafisa T477CR	Earth	Tafisa T767CR
Dark Walnut	Tafisa T469CR	Charcoal	Tafisa T228CR

PHASE OUT LAMINATES

Almond - Black- Shadows - Edgewood Sycamore - Gunstock Walnut

Non-Stocked Laminates

For specific lead time and application questions, please contact Krug Customer Service for your requirement. Upcharges will be applicable for non-stocked laminates, depending on their cost. Non-stock laminates may require a minimum order quantity, please contact customer service. Stocked polymer edges only can be specified for use with non-stocked laminates or tops will be self-edged.



The mark of responsible forestry

All products are air emissions certified and are available as FSC® certified

krug