

CASEGOODS | USA

Price and Specification Guide

vizient™



Effective July 10, 2023

**krug**

... Advancing Design Through Innovation

Updated February 2024

# CASEGOODS | TABLE OF CONTENTS

- 2 General Information
- 4 Krug Textiles
- 5 Graded-in Upholstery Program
- 5 Express Program
- 5 Tackboard Fabric
- 6 Laminates

- 443 Artemis Laminate

# GENERAL INFORMATION

## Terms and Conditions

Net 30 days on approved credit. A late payment charge of 1% per month will be applied on overdue invoices. This charge will be pro-rated to the number of days past 30 days that the invoice is overdue. All applicable sales taxes are extra. Distribution of this price list does not in itself constitute an offer to sell. Orders can be received only from authorized Krug dealers. Acceptance of any order and terms of sale may be established at the discretion of Krug. Deposits are required on orders received from new accounts as well as on large or special orders. Krug reserves the right to discontinue designs, or to change designs, construction, prices, or materials without notice.

## Contact Information

Phone: 1.888.578.KRUG (5784) | Fax: 1.519.748.5177  
Purchase Order Fax: 1.888.236.4783  
Purchase Order E-mail: orders@krug.ca  
Web: www.krug.ca E-mail: solutions@krug.ca

## Customer Service Hours

Please note customer service hours are:  
8:30 am to 5:00 pm est

## Customer Satisfaction

It is the primary goal of Krug and our staff to ensure the complete satisfaction of our customers with our products and performance. If a problem arises with a Krug product after the expiration of the limited warranty period, Krug will exercise its best efforts to achieve the satisfaction of the customer in a manner that is fair to all concerned.

## Order Acknowledgments

Each order will be acknowledged via e-mail or fax. This acknowledgment is the final agreement between Krug and the customer, superseding all previous communications regarding the purchase order. Where there is a discrepancy on a purchase order between a product code and a description, Krug will make every effort to resolve the discrepancy, but will be ruled by the product code ordered. Please check all acknowledgments for accuracy, and advise Krug of any discrepancies with a purchase order.

## Order Cancellation

Krug reserves the right to not accept or allow cancellation of orders. All products are manufactured on a custom-made, make-to-order basis, and the purchasing, engineering and production of orders begins shortly after order placement - and the customer purchase order is a contract that authorizes Krug to manufacture the products. Acceptance of order cancellation (or partial cancellation) is solely at the discretion of Krug, and is dependent on the extent to which engineering, purchasing and manufacturing has been initiated by the time cancellation is requested. No order cancellations (partial or otherwise) are allowable more than 4 weeks from date of order placement (as order production is unable to be terminated by that point), and full payment of the acknowledged order value is required for any orders cancelled after 4 weeks. Cancellations may be allowable in less than 4 weeks after order placement, depending on the extent to which manufacturing has been initiated. An acceptance of order cancellation requires that the purchaser agrees to make payment for all costs incurred to the point of acceptance of cancellation. Cancellation charges include all costs for purchase of dedicated material and components, engineering costs for non-standard products, and all costs for manufacturing completed to that point, as well as a \$350 net charge for processing of the original order and for processing of cancellation invoicing.

## Pricing

Krug endeavors to ensure that all prices in this price list reflect accurately our current prices. However, errors do occur and will be rectified through notices to the field. Krug reserves the right to acknowledge pricing that may be different from the price list.

## Warranty

Krug warrants the construction and the finish of all our products to be free from defects in materials and workmanship for a period of 10 years from the date of purchase. This warranty is applicable to products in use by their original purchaser. This warranty does not apply to components not manufactured by Krug including textiles, which are subject to the specific warranties of those manufacturers,

if any. Textiles (fabric, leather, vinyl, or any other covering material) suppliers do not guarantee their products for durability and color fastness, and nor does Krug. Casters, mechanical and electrical components have a warranty of five years from the date of purchase. The Krug warranty does not apply to COM-specified materials, damage caused by a carrier other than Krug, or variation in wood finishes due to natural wood color variation. Krug cannot be held responsible for variations in fabric dye lots from order to order. All fabric is carefully inspected when it is received, but a degree of variation in color should be expected. Repairs or replacement of any defect covered under this warranty by Krug will be made, at our option and method, at no charge to the original purchaser during the warranty period. Krug's judgement is final and binding with respect to the nature or cause of defects or damage, and the necessity or manner of repair or replacement.

This warranty does not apply to defects or damage resulting from:

- normal wear and tear occurring with the use of the product
- negligence, misuse, excessive use, alteration, improper cleaning or repair
- substitution or use of incorrect or unauthorized components or material
- handling or installation that is incorrect, or that causes damage or defect
- damage incurred by a freight carrier other than Krug
- wearing of finishes and fabrics, and normal variations in material (including dye lot variations)
- properties of natural materials, including wood and leather
- exposure to environments with uncontrolled temperature and humidity (products must be transported, stored and used in climate-controlled conditions)

Note, specific warranties for components and materials not manufactured by Krug:

### Height Adjustable Mechanism Warranty

Krug warrants to the original consumer purchaser its Height Adjustable Mechanism that it will be free from defects in material and workmanship. This limited warranty covers material and manufacturing defects, which cause a non-conformance in the function of a table base and is limited to the following products and warranty term determined from their dates of purchase:

- a) Electronic components such as control boxes, hand switches and motors – two (2) years
- b) Mechanical components such as crank drives, spindles – five (5) years
- c) Structural components such as J-channels, feet and top supports – ten (10) years

The start of the warranty period is the documented date of your purchase of the product. The warranty herein is made to and for the benefit of the original consumer purchaser of the product and is non-transferable. If you discover a defect in material or workmanship during the warranty period, and Krug agrees that the defect exists, Krug will, at its option, repair or replace the Product at no charge to you, provided it is returned during the warranty period. In the unlikely event that your product should require repair or replacement during the warranty period, please contact Krug to obtain warranty service. The warranty period on replacement products is the remainder of the warranty on the original product or 30 days, whichever is longer.

### Testing

All Krug Conference products meet or exceed the testing requirements of ANSI/BIFMA X5.5-2014 or X5.9-2012.



### Dimensions

Dimensions are in inches and approximate, and subject to change without notice. Contact Customer Service if dimensions are critical.

### Installation Support

For assistance please contact Technical Support at 1-888-578-5784 x216 or e-mail installationhelp@krug.ca and you will be directed to the appropriate installation support person.

## Storage Charges

Krug reserves the right to assess a nominal storage charge if a customer does not accept shipment of an order within a week of the ship date.

## Export Packaging

Krug is pleased to provide the option for export packaging on all our products, to provide additional protection from damage. For shipments overseas, a quote for export packaging can be provided, based on the products to be ordered and the delivery destination - please contact Customer Service or Bids & Specification Support for more information and a quotation. KRUG is not responsible for shipment damage occurring on overseas shipments

Export Packaging is **STRONGLY RECOMMENDED** for:

- (A) all shipments outside of the lower 48 states and Canada
  - (B) all shipments that will be held in storage for an extended period prior to installation. Important: Please note that Krug will not be responsible for damage claims on product shipped or stored in the above conditions where export packaging has not been utilized.
- Please contact Customer Service for specifications or any other assistance regarding export packaging.

## Freight Terms and Conditions

1. All product is shipped FOB the Krug factory. Freight is either pre-paid to the destination or not pre-paid, depending on established customer specific freight terms.
2. Docks at the selected delivery location must be equipped to handle a 53' trailer. If a dock is inadequate for delivery by Krug, Krug will re-deliver to another local location and any additional costs will be charged to the customer.
3. For all deliveries, it is understood that Krug or its agent is making a dock delivery only (equipped to handle a 53' trailer), and any further work of truck unloading, delivery beyond the dock, installation, and removal of packaging is not authorized or paid for by Krug.
4. Drop shipments to the installation site, and timed deliveries, are available on larger shipments (full truckloads or slightly less) at no additional charge. Drop shipments or timed deliveries for smaller shipments may not be available, or if available will require a surcharge. Deliveries on an after hours basis, or on weekends, or any other special requirements, may be subject to a surcharge. Location and contact information, and the requested time of delivery, is required at least one week prior to the acknowledged shipment date. If this information is not provided one week in advance, or if the location or time of the drop shipment is changed less than one week in advance, a surcharge may be applied, and/or the drop shipment may not be scheduled.
5. For all deliveries - whether to the Customer location or drop shipment - any circumstances that result in the delay of our carrier (including unsuitable receiving facilities, or facilities not open or available), service charges will be applied at the rate of \$125/hour. Where re-delivery is necessary because of these circumstances, the full cost of re-delivery will be charged. If Less Than Truck Load is delivering, one hour is allocated to unload. Any additional time required to unload after the first hour is \$125/hour. If a Truck Load is delivering the order, three hours is allocated to unload. Any additional time required to unload is \$125/hour. Direct deliveries to site for net orders are possible, must exceed \$60,000 net, and accommodate 48-53' trailers. Krug is responsible for delivery to the approved delivery address. If an address change is required, this must be authorized by Krug 5 business days prior to ship date. Any additional delivery costs incurred after this time will be charged to the customer. Additional costs for partial shipment of orders are the responsibility of the customer, and will be added to invoices. This includes any part shipment costs due to delays from textile suppliers. Additional costs for partial order shipments will normally not be assessed if there is a delay caused by Krug.

## Damaged Shipments

All Krug product is well engineered, carefully inspected, and expertly loaded onto our trucks at our Distribution Center. If you receive any damaged freight, we ask that you do not refuse the shipment. Krug is not responsible for damage to goods that occurs in transit or storage. It is the purchaser and/or receiver's responsibility to examine the goods upon receipt and to notify Krug of any damages, overages or shortages. Any discrepancies should be noted on the Bill of Lading. The delivering carrier will not accept responsibility for shortages or damages if signed "clear". Notification of concealed damage claims must be made to Krug Distribution within 5 days of delivery, along with digital pictures if available. All product and

packaging must be available for inspection. Krug liability ceases after 5 business days and Krug will not be responsible for concealed damages if shipments are left unopened. Krug is not responsible for the condition of product that is stored or installed in an environment where temperature and humidity are not controlled.

## Field Product Report Authorization

Krug's written authorization, in the form of an FPR number, must be obtained prior to incurring charges of any kind if Krug is expected to pay these charges. This includes authorization for returns, field repairs and replacements, post field repairs, installation and delivery charges. Krug reserves the right to have its representative inspect product related to any request for such authorizations, prior to that authorization being provided. Deductions from invoices paid for any charges to Krug, without prior written authorization in the form of an FPR, will not be accepted. Digital photographs may be required to complete the FPR process.

## Care and Maintenance

**Wood Finishes** - Although Krug's extensive finishing process ensures a durable finish on all our products, there are several steps that can be taken to protect and prolong the life and beauty of the finish. Protect the top by placing felt pads on the bottom of any accessories and mechanical equipment. Rubber and oil will permanently mark surfaces. Use a desk pad to prevent possible damage and imprinting caused by writing instruments and sharp objects. Dust only with a clean, dry cloth, going with the grain. Clean any marks with a damp cloth, using a small quantity of mild soap or detergent. Do not use any wax-based polish, spray or silicone. Eventually, a film will build up and discolor the top. Do not place your furniture in a position of permanent exposure to direct sunlight.

**Plastic Laminates** - Clean plastic laminates with mild soap and warm water. Do not use steel wool, hot water, or any abrasive cleaning product.

## Custom Capabilities

Over 15% of our orders involve some type of custom work, and we invite our customers to make use of our extensive capabilities. These include:

- 1) Dimensional customization of standard size products
  - 2) Custom wood finishes
  - 3) For larger orders, completely custom-designed products, as well as non-standard wood species can be specified.
- Custom orders may require additional production lead times. Contact Customer Service for more information.

## Krug Panel Fabric Program

Tackboards can be upholstered in COM material supplied by the customer, and in a selection of stocked tackboard fabrics supplied by Momentum. The Momentum Panel fabrics are available on Krug Express. They are 100% polyester. For additional information and color selections, please refer to our Panel Fabrics card and Krug's website. [www.krug.ca](http://www.krug.ca) The Momentum panel fabrics pass ASTM-E84-87 Fire Codes. If memo samples are required please call Momentum at 1-800-366-6839.

## Program Details

*KrugExpress* orders are ready to ship by the date acknowledged. Delivery and shipping schedules may result in actual shipping of orders at a later date. Statutory holidays and scheduled factory vacations may add to acknowledged lead times of *KrugExpress* orders. Unless otherwise specified on the order, the customer's standard method of shipping Krug products will be utilized. Available factory capacity for *KrugExpress* is filled by orders received on a "first come, first serve" basis. If the normal *KrugExpress* lead time is not available for your order because available capacity has been filled, you will be immediately advised of the earliest available ready-to-ship date. Please consult your Customer Service representative in advance if you wish to confirm the specific lead time availability for a *KrugExpress* order. Orders must be received by midnight of a given day for that day to be considered the official day the order is received. Order lead times are acknowledged from the date the order is received, but not including the date the order is received. *KrugExpress* orders must be "clean" when received in order to be considered officially received on a given day, and lead times will be acknowledged from the date orders are determined to be "clean". Changes to *KrugExpress* orders are not allowed under any circumstances. Orders for product on *KrugExpress* must clearly state: "*KrugExpress*".





**Krug Textiles - Leather Program**

**Grade 8**

Black	K13.1000	Graphite	K13.4000
Stone	K13.3000	Espresso	K13.8000
Sand	K13.5000	White	K13.9000

Please contact Customer Service for specific information on leathers, available colors and lead times.

**Krug Textiles - Faux Leather Program**

**Grade 2**

White	Taupe	Bisque	Wine	Sprig	Lagoon
Cream	Mocha	Chocolate	Garnet	Chinchilla	Pacific Blue
Parchment	Tan	Black	Rust	Steel	Navy
Sandstone	Chestnut	Earth	Citron	Grey	Plum
Vanilla		Brick			

**GRADED-IN UPHOLSTERY PROGRAMS**

Krug has partnered with several textile brands to grade in their offerings, designed to provide a wide range of upholstery selections for our seating products.

Upholstery pricing and availability is subject to change without notice. We grade this upholstery according to the pricing of the fabric suppliers - when their pricing changes, the Krug grade may change. When placing an order, a Krug customer must specify the complete upholstery number, along with the appropriate Krug model number and finish. Krug will supply the complete product at the prices listed. Orders specifying graded-in upholstery cannot be cancelled once the upholstery has been ordered.

**Upholstery Grades**

To determine the price of a product for graded-in upholstery, use the reference lists located on Krug’s website under - Products - Textiles, to view the upholstery grade (1-9). Krug is not responsible for the discontinuation of this upholstery. Please contact Customer Service for information on upholstery not listed.

When two upholstery selections are specified for use on seating, the higher grade upholstery price will apply to the order.

High Performance upholstery; Polyurethane, Vinyl or Crypton, is particularly suitable for healthcare and other intensive-use environments.

**Upholstery Samples**

If you require additional samples or memos for presentation, please contact fabric supplier directly.

**Flammability Standards**

- Tunnel Test Surface Ratings Class A rating
- Class 1 UFAC
- Passes State of California Technical Bulletin CAL 117-2013

Please contact fabric supplier directly for further flammability information pertaining to specific upholstery.

**Special Conditions**

Acknowledgements will give the estimated delivery date of the finished product. Some upholstery is imported, and availability may affect estimated delivery time. For large projects, please contact fabric supplier directly for availability of yardage.

**TACKBOARD FABRICS**

**KRUG PANEL FABRIC PROGRAM**

Tackboards can be upholstered in COM material supplied by the customer, and in a selection of stocked tackboard fabrics supplied by Momentum. The in-stock Momentum fabrics are priced at Grade 1 and are available on Krug Express. They are 100% polyester. For additional information and color selections, please refer to our Panel Fabrics card and Krug’s website. www.krug.ca If memo samples are required please call Momentum at 1-800-366-6839. The Momentum panel fabrics pass ASTM-E84-87 Fire Codes.

**PROGRAM DETAILS**

KrugExpress orders are ready to ship by the date acknowledged. Delivery and shipping schedules may result in actual shipping of orders at a later date. Statutory holidays and scheduled factory vacations may add to acknowledged lead times of KrugExpress orders. Unless otherwise specified on the order, the customer’s standard method of shipping Krug products will be utilized. Available factory capacity for KrugExpress is filled by orders received on a “first come, first serve” basis. If the normal KrugExpress lead time is not available for your order because available capacity has been filled, you will be immediately advised of the earliest available ready-to-ship date. Please consult your Customer Service representative in advance if you wish to confirm the specific lead time availability for a KrugExpress order. Orders must be received by midnight of a given day for that day to be considered the official day the order is received. Order lead times are acknowledged from the date the order is received, but not including the date the order is received. KrugExpress orders must be “clean” when received in order to be considered officially received on a given day, and lead times will be acknowledged from the date orders are determined to be “clean”. Changes to KrugExpress orders are not allowed under any

**KRUGEXPRESS**

circumstances. Orders for product on KrugExpress must clearly state: “KrugExpress”. \*Some conditions apply. Please note PALETTE finishes are not available on KrugExpress.

**CASEGOODS PROGRAM**

Orders for casegood products on the KrugExpress program may be subject to quantity maximums. Please contact Krug Customer Service for more information. Quantity maximums are dependent upon available capacity, in order to insure that we ship all orders on time. Only actual casegood pieces and conference tables tops and bases are considered “units”. Items such as tasklights, tackboards, keyboard trays and drawers, electrical and wire management components, etc., are not considered under the quantity restrictions. For example, a typical office configuration that includes a desk, linking unit, credenza and hutch/overhead, equals a total of four units for the purposes of the quantity maximum. Only Krug In-stock panel fabric is available on the KrugExpress program. Only standard wood finishes are available for KrugExpress orders. Grommets can be specified in standard positions only. KrugExpress also includes all Krug seating and occasional tables as well as Krug conference products to complement this casegoods offering.

# CUSTOMER’S OWN MATERIAL - C.O.M.

## Customer’s Own Material (COM)

**COM must be received three weeks prior to the acknowledged ship date. Orders with COM not received by the required deadline will be delayed.**

A description of the fabric, including supplier name, fabric name and color number must be included with the purchase order. When the COM fabric is received at Krug, it must be clearly identified with the fabric name and color, and tagged with name of the Krug customer and purchase order number. Krug will inspect all COM fabric when received to determine if it will be suitable for upholstery. Where Krug feels that the fabric or leather specified will compromise the quality or integrity of our products, customers will be contacted to direct these concerns. Further, Krug reserves the right to refuse to accept and use any COM fabrics or leathers that will compromise our products in any way that is unacceptable to Krug. Krug cannot assume responsibility for the durability or tailoring quality of customer’s own material.

Yardage specified in this price guide is approximate. In the case of multiple product orders, multiply the number of items by the COM yardage specified to determine fabric required, unless otherwise indicated. Additional yardage may be needed if the material is less than 54” wide, or patterned or striped and requires matching. As fabric is applied horizontally, non-directional fabrics are recommended. COM fabrics are applied as they come off the roll unless otherwise specified. All striped fabrics will be applied vertically unless otherwise stated by the customer and after approval by Krug. It is the customer’s responsibility to advise Krug if the upholstery is to be applied otherwise, and to advise Krug of any special upholstery instructions. Special instructions should be sent to Krug Customer Service, including a sample (or photocopy) of the fabric. Krug is not responsible for instructions sent with the fabric rolls, or for the method of upholstery if no instructions have been provided. COM fabrics for tackboards may be specified in either Maharam or Momentum panel fabrics. Krug is not responsible for determining if a fabric is not ideal for tackboard application.

Please contact Maharam at 1-800-645-3943 or Momentum at

**COM Shipping Procedures**  
For tackboard COM fabrics, please send fabrics to:

**Krug Inc.**  
**111 Ahrens Street**  
**Kitchener, Ontario**  
**Canada N2H 4C2**  
**Attention: RECEIVER**

All packages must be clearly marked “For Customs Clearance by Willson International Custom Brokers”. According to the North American Free Trade Agreement (NAFTA), goods shipped between the United States and Canada can qualify for exemption from all duties, or for a reduction in duties, if the goods can be proven to originate in either the United States, Canada or Mexico. Canada Customs requires that a NAFTA Certificate of Origin and Commercial Invoice be completed and sent with the fabric shipment. The Commercial Invoice must clearly state the description of the fabric, the selling price, the make-up or content, and the purchaser. The absence of these two documents will delay the shipments at the U.S./Canada border, thereby potentially delaying the customer order. If the total value of the shipment is less than \$1200 U.S., Customs will accept a Low Value Statement of Origin in place of the NAFTA Certificate of Origin. The Low Value Statement must be signed by a representative of the exporting company. This statement may either be included on the commercial invoice or attached to the invoice.

Krug is happy to answer any questions or concerns about COM shipping procedures and the required documents. Please contact our Customs Specialist at 1.888.578.5784.

# LAMINATES

## LAMINATES

Krug’s in-stock Laminates are available in 17 different laminate selections. Please note that 4 of the colors (Gingerbread, Portobello, Ash and Willow) have textured finishes and may not be appropriate for use in patient areas due to infection control concerns. Minimum order quantities and extended lead times may apply for exotic laminate colors, please check with customer service. Polymer Edge will be selected to match the worksurface. Krug’s previous laminate in-stock program will be phased out as in-stock supply depletes. Please contact customer service for availability.

## IN-STOCK LAMINATES

Wood Grain Laminates	High Pressure Laminate Supplier	Textured Wood Grain Laminates	High Pressure Laminate Supplier
Champagne	Tafisa T492CR	Gingerbread	Tafisa T556UR
Hardrock Maple	Formica 86992-58	Portobello	Tafisa T557UR
Dune	Tafisa T491CR	Ash	Tafisa T535AT
Copper	Tafisa T521CR	Willow	Tafisa T543AT
Shiraz Cherry	Tafisa T472CR	<b>Solid Laminates</b>	
Park Avenue Walnut	Wilsonart 7984-38	Designer White	Wilsonart D354-60
Chocolate	Tafisa T498CR	Platinum	Tafisa T202CR
Nutmeg	Tafisa T477CR	Earth	Tafisa T767CR
Dark Walnut	Tafisa T469CR	Charcoal	Tafisa T228CR

## PHASE OUT LAMINATES

Almond - Black- Shadows - Edgewood Sycamore - Gunstock Walnut  
Non-Stocked Laminates

For specific lead time and application questions, please contact Krug Customer Service for your requirement. Upcharges will be applicable for non-stocked laminates, depending on their cost. Non-stock laminates may require a minimum order quantity, please contact customer service. Stocked polymer edges only can be specified for use with non-stocked laminates or tops will be self-edged.

# ARTEMIS LAMINATE | TABLE OF CONTENTS

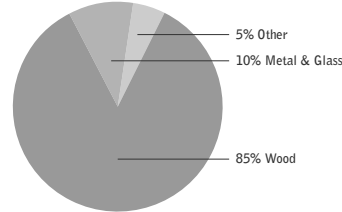
444	LEED CI Credit Summary
444	level® Certification, Air Emissions and FSC Certification
445	Laminate - Technical
446	Laminates
447	General Product Specification
447	Non-Standard Product Guidelines for Pricing
455	Sample Configuration
456	Desks
465	Returns
477	Linking
479	Credenzas
486	Overheads
487	Overhead Tackboards
488	Hutches
491	Hutch Tackboards
492	Paper Managers & Modular Pedestals
493	Keyboard Tray & Cable Management
494	Accessories & Power Management
496	Bookcases
497	Storage
502	Wardrobes
503	Modular Tops & Meeting Tables
504	Modular Support
506	Reception
507	Metal Modular Components
511	Media Wall

# ARTEMIS LAMINATE | ENVIRONMENTAL SUMMARY

## LEED CERTIFICATION



### MATERIAL CONTENT:



PRE-CONSUMER  
RECYCLED CONTENT - 81%

POST-CONSUMER  
RECYCLED CONTENT - 3%

Credit	Description	CONTRIBUTES TO
Credit 2.1 - 2.2	Construction Waste Management	1-
Credit 3.3	Resource Reuse	1 point
Credit 4.1	Recycled Content	1 point
Credit 4.2	Recycled Content	1 point
Credit 4.5	Low Emitting Materials, (MUST BE REQUESTED ) Composite Wood & Laminate Adhesives	1 point
Credit 5.1	Regional Materials*	1 point
Credit 6	Rapidly Renewable Materials (MUST BE REQUESTED )	1 point
Credit 7	Certified Wood (MUST BE REQUESTED )	1 point

\*This credit is only applicable if in total 20% of the combined value of the procurement of construction materials and in the furniture are manufactured within a radius of 500 miles. This credit will apply if the installation of the finished product occurs within 500 miles of Kitchener, Ontario.

### level® CERTIFICATION

BIFMA's e3 Furniture Sustainability Standard is a voluntary, multi-attribute standard that measures the degree of sustainability of furniture. This standard evaluates product and company environmental attributes and compliance systems in a wide range of elements which include Materials, Energy & Atmosphere, Human & Ecosystem Health and Social Responsibility. Artemis products have earned level®, BIFMA's sustainability certification program for furniture, certification through third-party verification against the e3 standard. All Artemis products can be supplied with level® certification. In order to accomplish this, the product must also be ordered with the air-emissions-certification option. Contact customer service for information and upcharges.



### AIR-EMISSIONS

All Artemis products can be supplied with air-emissions-certified materials. Contact customer service for information and upcharges.

### FSC®

In 2005, Krug received Forest Stewardship Council® (FSC®) Chain-of-Custody certification for our manufacturing facilities. The FSC® Chain-of-Custody tracks certified wood from seedling to final sale. It signifies that the growth, harvesting and production of goods are entirely achieved through responsible forestry, which guarantees a healthy supply of forest resources for generations to come. Artemis and other Krug products can be specified with one of two types of FSC® Certification: (a) FSC®-certified (which includes FSC®-certified lumber, veneer and substrate material)

(b) FSC®-mix certified (which includes substrate material only, and is a lower cost option certification)  
Contact customer service for further information, pricing and lead times.



www.fsc.org  
FSC® C021699

the mark of responsible forest



In addition, architects, designers, and building professionals can specify FSC®-certified products in order to achieve a point from the U.S. Green Building Council's Leadership in Energy and Environmental Design (LEED) Rating System.



# LAMINATE - TECHNICAL SPECIFICATIONS

(All references to "Laminate" in this price list mean thermofused melamine. This material is also known as low-pressure laminate or Laminate)

PROPERTIES	DESCRIPTION	(LD 3-2005)	PROGRAM
Wear Resistance	Measure of the ability of the surface to keep its design or color under abrasive wear	400 cycles	400 cycles - Solid Colors 125 cycles - Prints
Appearance	Presence of visual defects on decorative surface	No surface defects	No surface defects
Scratch Resistance	Measure of the ability of decorative surface to scratch by diamond tip tool	n/a	3.4 N
Stain Resistance	Measure of the ability of the decorative surface to resist to stain when exposed to 15 household products see list below of products tested)	1 to 10 no effect 11 to 15 moderate (difficult to perceive the stain)	1 to 10 no effect 11 to 15 moderate
Cleanability	Measure of the ability of a decorative surface to be cleaned when exposed to 15 soiling agents (See list below)	Maximum 20	Maximum 20
Light Resistance	Measure of the ability of a decorative surface to retain its color when exposed to a light source close to sunlight	Slight	Slight
High Temperature Resistance	Measure of the ability of a decorative surface to maintain its color and aspect when exposed to high temperature	Slight	Slight
Radiant Heat Resistance	Measure of the ability of a decorative surface to resist any damage when exposed to a radiant heat source	No effect after 60 seconds	No effect after 60 seconds
Boiling Water Resistance	Measure of the ability of a decorative surface to resist any damage when exposed to boiling water for 20 minutes	No effect	No effect
Impact Resistance	Measure of the maximal falling height of a steel ball that does not cause fracture to the decorative surface	381 mm/n 15 in	381 mm/n 15 in
Fire Resistance	Measure of flame spread rating under controlled conditions	n/a	Class III
Warping	Measure of the maximal departure of the surface from flatness	n/a	3 mm/m

STAIN RESISTANCE (see above)  
products tested:

STAIN	PREPARATION NOTES	APPLICATION
1. Distilled Water	As received	Apply 2 drops (6 mm spot) cover with watch glass
2. Ethyl Alcohol Solution	A solution of 50% ethyl alcohol and 50% distilled water as received	As above
3. Acetone	As received	As above
4. Household Ammonia	As received (non-sudsing type)	As above
5. 10% Citric Acid	A solution of 10% citric acid in distilled water	As above
6. Vegetable Oil	As received	As above
7. Fresh Coffee	1 teaspoon instant coffee per 180 ml of distilled water	As above
8. Fresh Tea	Brew 1 tea bag per 120 ml distilled boiling water for 2 minutes	As above
9. Ketchup	As received	As above
10. Yellow Mustard	As received	As above
11. 10% Povidone Iodine	As received	As above
12. Black Permanent Marker	As received	Mark spot (6 mm spot), do not cover
13. #2 Pencil	As received	As above
14. Wax Crayon	As received	As above
15. Black Paste Shoe Polish	As received	Apply (6 mm spot) do not cover

\* NEMA is the recognized standard for high-pressure laminates.

# HIGH-PRESSURE WORKSURFACE LAMINATE- TECHNICAL SPECIFICATIONS

PHYSICAL PROPERTIES	NEMA LD3-2005	STANDARD HPLs
Appearance	3.1	No ABC Defects
Light Resistance	3.3	Slight
Cleanability	3.4	20 (maximum)
Stain Resistance (see Products Tested on previous page)	3.4	
Reagents 1-10		No Effect
Reagents 11-15		Moderate
Boiling Water Resistance	3.5	Slight
High Temperature Resistance	3.6	Slight
Ball Impact Resistance - mm - in	3.8	762 (minimum) 30 (minimum)
Radiant Heat Resistance - sec	3.10	100 (minimum)
Dimensional Change	3.11	
Machine Direction - %		1.1 (maximum)
Cross Direction - %		1.4 (maximum)
Wear Resistance - cycles	3.13	400 (minimum)

## ARTEMIS LAMINATE | LAMINATES

### LAMINATES

Krug's in-stock Laminates are available in 17 different laminate selections. Please note that 4 of the colors (Gingerbread, Portobello, Ash and Willow) have textured finishes and may not be appropriate for use in patient areas due to infection control concerns. Minimum order quantities and extended lead times may apply for exotic laminate colors, please check with customer service. Polymer Edge will be selected to match the worksurface. Krug's previous laminate in-stock program will be phased out as in-stock supply depletes. Please contact customer service for availability.

#### IN-STOCK LAMINATES

Wood Grain Laminate	LPL SUPPLIER	HPL SUPPLIER
Champagne	Tafisa T492CR	Arborite T492KR
Hardrock Maple	Formica 86992-58	Formica 86992-58
Dune	Tafisa T491CR	Arborite T491KR
Copper	Tafisa T521CR	Arborite T521KR
Shiraz Cherry	Tafisa T472CR	Arborite T472CA
Park Avenue Walnut	Wilsonart 7984-38	Arborite T484KR
Chocolate	Tafisa T498CR	Arborite T498KR
Nutmeg	Tafisa T477CR	Arborite T477KR
Dark Walnut	Tafisa T469CR	Arborite T469KR
<b>Textured Wood Grain Laminate</b>		
Gingerbread	Tafisa L556R	Arborite T556UR
Portobello	Tafisa L557R	Arborite T557UR
Ash	Tafisa L535A	Arborite T535AT
Willow	Tafisa L543A	Arborite T543AT
<b>Solid Laminate</b>		
Designer White	Uniboard 555D	Wilsonart D354-60
Platinum	Tafisa L202C	Arborite T202KR
Earth	Tafisa L767C	Arborite T767KR
Charcoal	Tafisa L228C	Arborite T228KR

#### PHASE OUT LAMINATES

##### Solid Laminate

Almond  
Black  
Shadows

##### Exotic Laminate

Edgewood Sycamore  
Gunstock Walnut

Candlelight

Antique White

### Non-Stocked Laminates

For specific lead time and application questions, please contact Krug Customer Service for your requirement. Upcharges will be applicable for non-stocked laminates, depending on their cost. Non-stock laminates may require a minimum order quantity, please contact customer service. Stocked polymer edges only can be specified for use with non-stocked laminates or tops will be self-edged.

### Dual Laminates

Two laminate colors can be combined on the same unit, with one laminate color on the worksurface and another laminate on the rest of the unit, at an upcharge of 5%. Combinations of more than one laminate in the body of the unit are not available.

# ARTEMIS LAMINATE | GENERAL PRODUCT SPECIFICATIONS

## Worksurfaces

Laminate worksurfaces are 1-1/4" thick, and have thermally fused laminate applied to particle board core. High Pressure plastic Laminate (HPL) worksurfaces are 1-1/8" thick, and have plastic laminate applied to particle board core, with a laminate backer. All worksurface height tops have profiled edges on all sides, except when using the M p ofile in a polymer edge on a laminate top. In this case the profile appear on the front and back sides only on desks. On credenza, return, linking unit, and 2 hi storage unit tops the side and back edges are not profiled.

## Modesty Panels

Modesty panels are standard on all desks, and optional on shaped tops, returns, linking units and credenzas.

## Metal Legs

The metal legs in Artemis Laminate have a Silver Metallic finish.

## Locks

Locks are standard on all pedestals and storage unit lateral file drawers. Locks are optional on door fronts and must be specified at time of order. All lock cores are Silver. Locks are not available on glass doors.

## Latches

Bookcase doors are equipped with touch latches mounted inside the top edge of the door when no pulls are specified. Pier hutches have an option of a pull on the pier door only, touch latched will not be provided.

## Drawers

Desk box and file drawers have fully progressive full extension slides and are load rated at 125 lbs. per drawer. All drawer interiors are maple print components with a 1/4" matching laminate bottom. All file drawers are equipped for letter and legal filing. All box/box/file pedestals in desks are supplied with one molded black pencil tray.

## Glides

Adjustable glides are 1-1/2" long and allow for a range of adjustment of 1 1/4".

## Hinges

Hinges on all hutch, overhead and bookcase laminate doors are European style with 165 degree opening. Frosted glass doors have 105 degree opening. All hinges are fully adjustable.

## Pulls

All pulls are die cast with a choice of Silver Metallic powder coat and Grey Metallic powder coat finish options. Pulls are supplied on all drawers.

## Metal Cabinets

Steel frame construction is welded and channels are formed in key areas for strength. Inner frame is 20 gauge metal. Fronts, tops, outer panels are 20 and 22 gauge steel. Standard PAINT FINISH • Silver Metallic Powder Coat • Additional colors are available upon request.

## Testing Information

Artemis Laminate meets or exceeds the testing requirements of ANSI/BIFMA X5.5-2014 and/or X5.9 - 2012.



# ARTEMIS LAMINATE | NON-STANDARD PRODUCT GUIDELINES FOR PRICING

## PRICING METHODS

Custom widths: Apply the price that is one standard size larger than the desired case size (but same depth). Example: required dimension is 74" x 24", so take the price of the 78" x 24" unit. Custom depths: Apply the price of the same unit one size deeper (but same width).

Example: required dimension is 72" x 26", so take the price of the 72" x 30" unit.

Custom width & depth: Apply the price of the same unit both one size wider and one size deeper.

Example: required dimension is 74" x 26", so take price of the first standard size above 84" x 30" unit.

Custom height of desk height cases: Add	18% (31-32" HI)
Grommets in non-standard positions, add:	\$142 list
To remove hutch or overhead doors, deduct:	4% list
Bookcase with optional pull out printer shelf, add:	\$221 list
Bookcase with optional vent in back (includes 2 vents and 1 grommet), add:	\$281 list
2 lateral file and 3 or 4 closed shelves - convert to half open, half closed shelves, add:	15% list
2 lateral file and 3 or 4 closed shelves - convert to half open, half wa drobe, add:	15% list
To remove storage doors for open shelves, deduct:	4% list

## EXCEPTIONS TO THE PRICING METHODS ABOVE

Sizes larger than largest shown in Price List.

Glass door – any style.

Cases with curvilinear tops where the radius becomes non-standard.

Please contact Specials Coordinator or Krug Customer Service at 1.888.578.KRUG if you require assistance.

PLEASE NOTE: Cases with non-standard features do not apply to the rules above. Contact Krug Customer Service if you require assistance.

# ARTEMIS LAMINATE | GENERAL PRODUCT SPECIFICATIONS

## EDGE PROFILES



Flat Edge - T



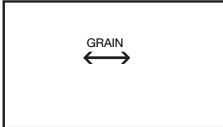
Radius Edge - D

### T and D Profiles Polymer Edge

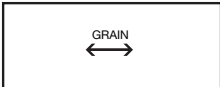
The T and D profiles are applied to all edges of Desks, Credenzas, Curvilinear Desks, Returns, Linking Units, Corner Units, Bookcase and 2 Hi Storage Units tops. Plan views of each are shown below.



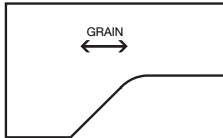
Desks



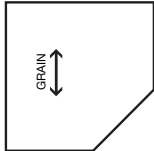
Returns and Linking Units



Credenza



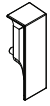
Curvilinear Desks



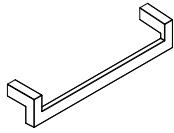
Corner Units

# ARTEMIS LAMINATE | PULLS & LOCKS

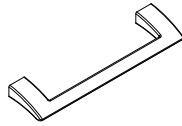
## Drawer Pulls



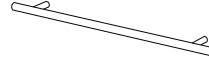
Athena



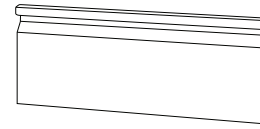
Diana



Hera



Sono



Finger Pull - Metal Cases Only

Artemis pulls are available in two standard finishes - Silver Metallic and Grey Metallic. Please specify finish color on purchase order. Artemis pulls are standard on drawer fronts and can be specified on doors. See below for orientation of pulls

### Doors with Pulls Above

Work Surface Height:

Athena Vertical

Diana Vertical

Hera Vertical

Sono Vertical

### Doors with Pulls Below

Work Surface Height:

Athena Vertical

Diana Horizontal

Hera Horizontal

Sono Horizontal

### Pulls on All Drawer Fronts:

Athena Vertical

Diana Horizontal

Hera Horizontal

Sono Horizontal

Artemis Metal Pedestals will be supplied with a finger pull as standard. Diana, Hera and Sono pulls can be specified for metal drawer fronts at no up-charge. Athena pulls will not be available on metal fronts.

## Locks

Locks are provided as standard features on all pedestals, except bookcase pedestals, including those in desks, credenzas, and lateral file storage units. Satin Aluminum lock plugs are located on the fronts of all cases.

Locks are available on the bookcase doors at an **upcharge of \$142 list per set** of (2) doors, please specify at time of order. If a hutch or overhead has an uneven amount of doors the single lock required is **also \$142**. Lock plugs for bookcase doors are generally located on the top inside corner of the door front. Lock plugs for hutch and overhead doors are generally located on the lower inside corners. Suites can be keyed alike at no upcharge, please specify on purchase order.

# ARTEMIS LAMINATE | POWER MANAGEMENT

## GROMMETS - Optional (Top Only)

All cases may be specified with one grommet in a standard position at no upcharge. A **\$142 list upcharge** will apply to additional grommets in standard positions and for grommets requested in non-standard positions a **\$142 list upcharge** will apply.

The grommet position must be indicated for each case on the order. Please specify location of grommet when ordering.



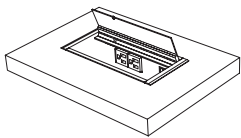
## GROMMETS - Round

A round grommet in a satin metallic finish with an open and shut mouse hole serves to provide cable passage for areas not requiring a large opening. The grommet position must be indicated for each case on the order. Please specify location of grommet when ordering.

Grommets can be field installed with a power drill, 60 mm hole saw. Please keep in mind the location of the grommets when specifying paper managers or pier hutches for use with worksurfaces. For example, a paper manager on the left-hand side may be used with a "C", "BR" or "AR" grommet.

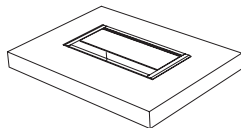
## POWERPORT

A PowerPort is a unique worksurface mounted module that can be specified to a location that best serves the user's needs. It includes a UL approved electrical, voice and data power bar, containing two 115 - volt electrical simplex outlets which are accessible from the work surface, plus a utility outlet at the end for daisy chaining purposes. 3 data versions are available, please see page 494 for options.



## PORT

A service module having no power bar will serve as a large grommet. A hinged lid easily enables the passage of several cables and devices.



## 76PDVM (Power/ Data/ Voice Module)

The worksurface mounted 76PDVM can be specified to a standard location that best serves the user's needs. It is CSA/UL approved, and comes with 2 - 115 volt electrical convenience outlets, 1 - RJ 11 communication port, and 1 - RJ 45 data port.

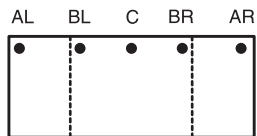


Please keep in mind the location of Powerports, Ports, and 76PDVM's when specifying paper managers or pier door hutches for use with worksurfaces. For example, a paper manager or a pier on the left-hand side may be use with a "C", "BR", or "AR" Power port.

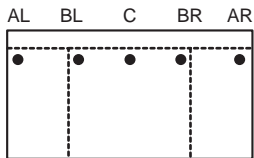


## Standard Grommet & PowerPort Positions

### Desks, Credenzas, Link Units & Returns



30" deep desks:  
 Position Code:  
 AL – left corner  
 BL – left end beside pedestal gable  
 C – center  
 BR – right end beside pedestal gable  
 AR – right corner




36" deep desks:  
 Position Code:  
 AL – left corner  
 BL – left end beside pedestal gable  
 C – center  
 BR – right end beside pedestal gable  
 AR – right corner

"BR" and "BL" are only available on tops 60" or longer.

### Curvilinear Top Grommets & PowerPorts

"AL" and "AR" are the only grommet and PowerPort locations that apply to **curvilinear returns**. Please note these locations are not applicable on the 36" deep top and fixed modesty panel.

Guest Side



Guest Side



Position code:  
 AL - left corner on right hand return  
 AR - right corner on left hand return

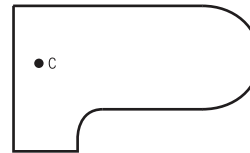
**Curvilinear desk** grommets and PowerPorts can only be specified in "C" position.



User Side



User Side

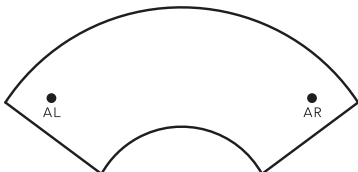


User Side

Position Code: C center

### Crescent Return Grommets

PowerPorts are not available on Crescent returns.



Position Code:  
 AL - left corner on return  
 AR - right corner on return

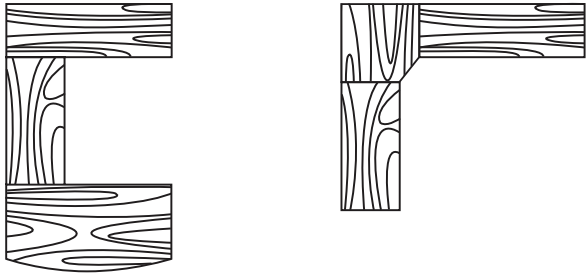
# ARTEMIS LAMINATE | LAMINATE WORKSURFACES

## Laminate Worksurfaces

Standard Artemis laminate casegoods will have low pressure laminate worksurfaces and a low pressure laminate chassis. Optional high pressure laminate worksurfaces are available.

Worksurfaces are available with the following options:

- 1) Laminate with Polymer Edge
- 2) High Pressure Laminate (HPL) with Polymer Edge.



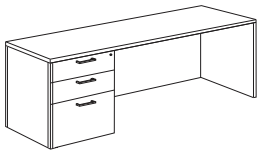
The grain direction runs lengthwise on all worksurfaces .



The diagram illustrates the placement of laminate on Krug worksurfaces. The shaded areas represent laminate, while the non-shaded area indicates the polymer edge.

**Grain Direction:** All components have vertical grain direction except, there will be a horizontal grain on hutch back panels, half modesty panels on desk returns, returns with curvilinear tops, and credenza shell backs. Desk shells, desk returns, gallery desks and linking units incorporate split panels in order to maintain vertical grain direction.

# ARTEMIS LAMINATE | CREDENZAS



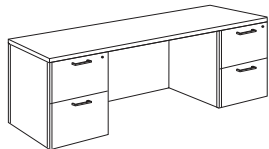
## Credenzas

Artemis Laminate offers a wide variety of credenzas for use as stand alone storage pieces, part of a connected worksurface configuration, or behind a desk.

Choose from single or double pedestal options, with fixed or hinged modesty panel

## Modesty Panels

Credenzas with hinged modesty panels provide easy access to wall mounted electrical sources without wiring difficulties

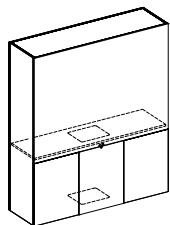


Credenzas with modesty panels have an added finished look, and all cases are available with a wiring grommet in a standard position for added cable management, please specify on your order. Wiring grommets can be specified above the pedestal location

## Pedestals

Artemis Laminate credenzas are available with single, lateral file, combination pedestals or bookcase pedestals.

# ARTEMIS LAMINATE | MEDIA WALL SPECIFICATIONS



## Media Wall:

No storage. Removable access panel for wire management.

Wire management cutout in the base of center bookcase is 10-1/4" x 12-3/4".

Media Wall units must be used in conjunction with a media hub runoff top and base.

Runoff tops and bases sold separately and available in both desk and bar heights.

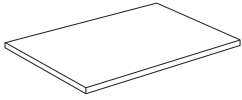
Desk height runoff tops are mounted at 29.5" in height.

Bar height runoff tops are mounted at 42" in height.

Bank of drawers includes 3 box drawers.

Back of unit is unfinished

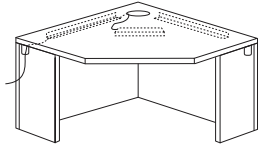
# ARTEMIS LAMINATE | LINKING & CORNER UNITS



Artemis Laminate linking units and corner units are available in a range of sizes for ease of use in configuring a connected worksurface.

## Linking Units

Linking Units are for use between desks and credenzas in creating a U-shaped configuration, and must be supported at both ends. They are available with or without modesty panels.

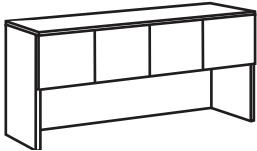


## Corner Units

A corner unit can also be used on a U-shaped configuration, or it can be an integral part of a L-shaped work area with returns or linking units linked to either side.

Corner units have a standard grommet included in the back corner for ease of cable management, and have additional wire management access grommets in the half gables so that cable can be run to other areas of the connected worksurface. This can be assisted by a cut length of wire management cover.

# ARTEMIS LAMINATE | HUTCHES, OVERHEADS, & TACKBOARDS



## Hutches and Overheads

Artemis Laminate offers hutch and overhead options for use in a work area configuration

All hutches and overheads include tasklights that are factory installed and require no field adjustment. Tasklights are mounted beneath the cabinet and hidden from view. Selected hutches are available with Silver Metallic framed frosted glass doors.

## Doors

Doors are equipped with fully adjustable European style hinges. Locks are optional and can be specified at time of order for an **upcharge of \$142 per set** of (2) doors. If an uneven amount of doors require locks, the **lock on the single door is \$142**. Locks are not available on glass doors.

## Hutch Power/ Data/ Voice Module

Access to power and data is made simple by using a hutch with a power/data/voice module built right into the tackboard. The module is fully installed at the factory but can be removed to connect data links on site. It features a flip door that retracts into the case of the unit when open.



Please note, not all fabrics are suitable for tackboard application. Tackboard fabric selections should be supplied with the order information.

Tackboards are not included with overheads, see page 487 for pricing. Overhead tackboards include wall mounting hardware and instructions.

Only hutches and overhead tackboards in Krug panel fabrics are available on KrugExpress.

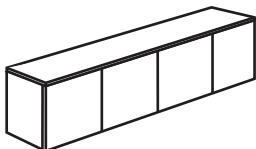
## Tasklights

Tasklights are included with hutches and overheads. On hutches, the tasklight cord is threaded behind the hutch through a standard access grommet on the upper right hand side of the back panel.

Tasklights are installed on the underside of overhead units. Cords run down the right hand side of the tasklight to the worksurface where they can be routed behind the worksurface top. The use of a wall mounted Overhead tackboard conceals the cord from view.

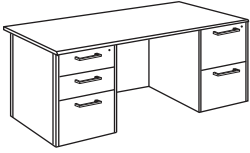
## Installation

Hutch and overhead installation instructions are included with every case or can be found in this guide on page 454. All mounting hardware required is included with the product.



# ARTEMIS LAMINATE | FILING INSTRUCTIONS

Drawers will be offered for letter and legal size filing. All units are equipped with file bars that are fixed in place for shipping.




## Desk Pedestal File Drawers

Filing Capacity:  
 15" drawers  
 21" of letter filing front to back or  
 12" of legal filling side to side  
 22" pedestal drawer depths allow only one row of side to side files

Weight capacity of pedestal file drawers is 125 lbs


## Credenza and Return Pedestal File Drawers



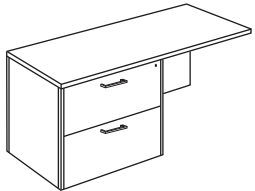
Filing Capacity:  
 15" drawers  
 15" of letter filing front to back or  
 12" of legal filling side to side  
 16" pedestal drawer depths allow only one row of side to side files

Weight capacity of pedestal file drawers is 125 lbs

## Credenza, Return or Storage Lateral File Drawers



Filing Capacity:  
 30" wide drawers:  
 30" letter filing front to back, or  
 25" legal filing side to side  
 15" or legal filing front to back.  
 When filing front to back, 30" lateral file drawer widths allow two rows of letter filing, but only one row of legal file width



Filing capacity:  
 36" wide drawers:  
 30" letter filing front to back, or  
 36" legal filing side to side, or  
 30" legal filing front to back.

Weight capacity of lateral file drawers is 135 lbs

## Linking Units, Tops and Returns

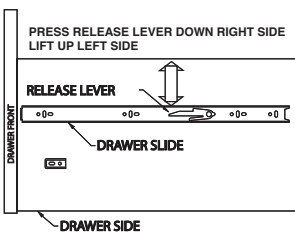
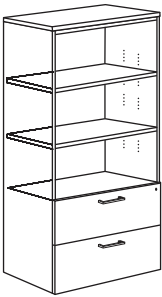
It is important that the main units (desk, credenza) to which the linking unit or return is being attached be in their final position and leveled.

Units are connected with mending plates under the worksurface from the modesty to the end panels. Attach the mending plates under the worksurface, ensure cases are level and if necessary adjust the glides to achieve flush and firm joints before completing installation of mending plates to the modesty and end panels.

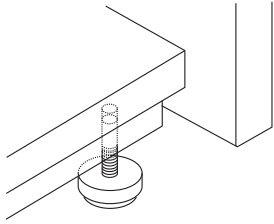
## Drawer Removal

Pull drawer and slide out to the full extension position. With index finger, lift up the release lever on the left and press down the release lever on the right side of the drawer (as shown).

Pull out the drawer with the attached drawer channel from the cabinet member.  
 To re-assemble, insert the drawer through the guide.



# ARTEMIS LAMINATE | INSTALLATION



## Glide Adjustment

Raise one corner of the unit at a time and adjust the glide to the desired height by turning the glide in the hole. Make sure unit is level after adjusting the glides.

Please note that the maximum adjustment range of the glides is 1 1/4" on all laminate units. The maximum adjustment range of the glides is 1 5/8" for metal pedestals, 5/8" for metal bookcases and 7/8" for metal storage cabinets.

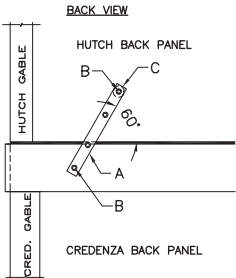
When moving units after glides have been inserted, dial the glides to the lowest position to prevent damage.

## Hutch Installation

Before installing the hutch, insure that the worksurface has been placed in the final position and leveled. The worksurface should then be moved out a sufficient distance to allow access to the back. It is recommended that the minimum amount of movement be used with the leveling glides extended to prevent damage to the glides. The hutch comes with self-adhesive foam strips that must be applied to the bottom edge prior to placing the hutch on the credenza. The foam is best applied with the hutch lying on its back. Do not leave any gaps in the foam strip, in order to prevent scratches to the credenza top while placing the hutch.

Place the hutch securely on the worksurface. Try to minimize any movement of the hutch to prevent scratching. Use of a blanket on the front portion of the credenza is recommended.

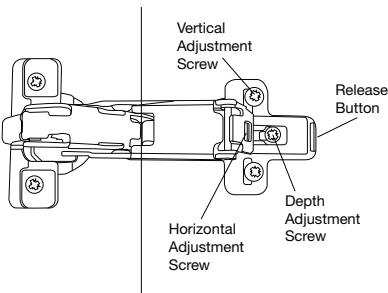
Using the supplied hardware, screw the flat bracket (A) to the top of the credenza at each end, using the 3/4" screws (B). Swing the bracket up to approximately 60° and place the supplied washer (C) behind the top hole in the bracket. Screw through the bracket and washer into the hutch back with the 3/4" screws (B). Tighten all screws. Move combined hutch and credenza back to final location. Check for level again and adjust as required.



## Door Adjustments

Hinges on all bookcase, overhead and hutch doors are designed to be adjusted for depth, horizontal and vertical alignment. This is easily done by adjusting the appropriate screw. See drawing.

To remove a door, pull the release clip and pull out the door, disconnecting hinges.



## Overhead Units

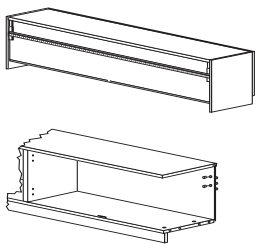
The wall mount overhead units must be installed on wall studs. The first step for installation is to locate the studs in the wall where the overhead is to be mounted.

Position the overhead hanger rail on the wall to insure studs line up with pre-drilled holes in the hanger rail and mark the location on the wall.

Drill holes at the marked hole locations. Fasteners are to be provided by the installer, so hole size will be determined by size of fastener chosen. If studs cannot be accessed, then appropriate drywall plugs or butterfly bolts should be used. If the end of the wall rail is further than 3" from a stud, toggle bolts must be fastened through holes 1 and 3. Fasten the mounting rail to the wall insuring that it is level.

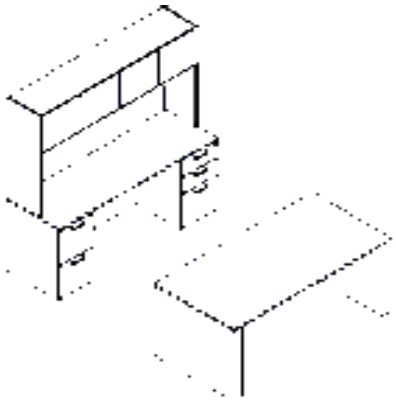
Remove the black plugs located on the inside face of the back panel to gain access to the adjusting screws on the hanging brackets. Hang the overhead on the mounting rail. The hanging brackets provide vertical and plumb adjusting screws. Level the cabinet by using these screws. All brackets must be adjusted so that they all support the cabinet. When leveling of the overhead is complete, insert the black plugs in the holes to cover the adjusting screws.

Installation instructions (included with each case) must be followed exactly.



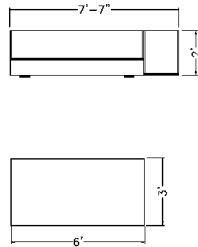
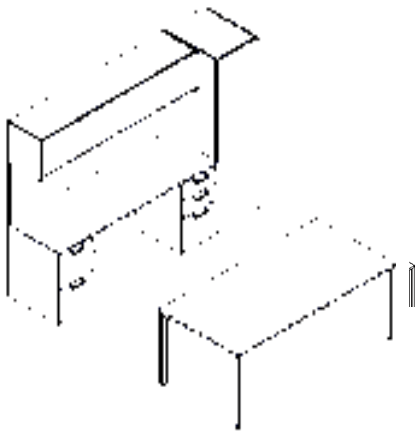


# ARTEMIS LAMINATE | SAMPLE CONFIGURATIONS



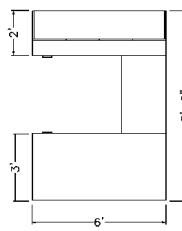
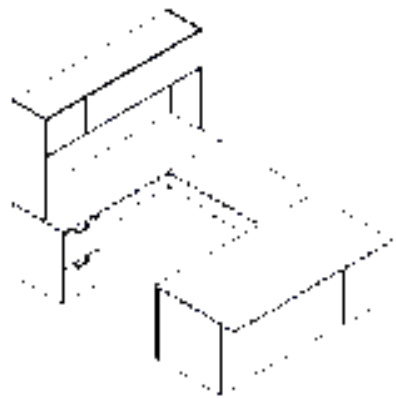
	Model	Laminate/ Poly Edge	High Pressure Laminate/ Poly Edge
Desk	72TD7236	1765	2191
Hutch	72HT721640	2391	2391
Credenza	72CY72244LDRF	2689	3002
<b>TOTAL</b>		<b>\$6,845</b>	<b>\$7584</b>

\*with laminate hutch



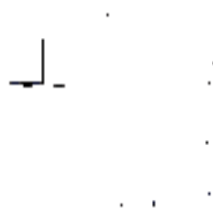
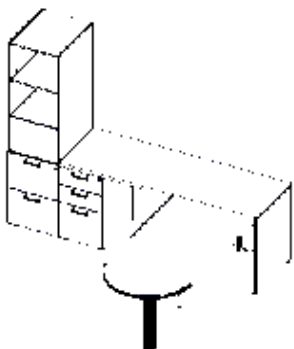
	Model	Laminate/ Poly Edge	High Pressure Laminate/ Poly Edge
Desk	72TD7236M	1930	2754
Overhead	72OHW721616	1451	1451
Tackboard	72TBOHW7224	475	475
Credenza	72CY72244LDRF	2689	3002
Storage	72ST19246911R	1503	1503
<b>TOTAL</b>		<b>\$8,048</b>	<b>\$9,185</b>

\*with laminate overhead & storage



	Model	Laminate/ Poly Edge	High Pressure Laminate/ Poly Edge
Desk	72D72364LORF	2200	2615
Link Unit	72LU4224HX46	621	764
Hutch	72HT721640	2276	2391
Credenza	72C72244XLDR0	1848	2119
<b>TOTAL</b>		<b>\$6,945</b>	<b>\$7,889</b>

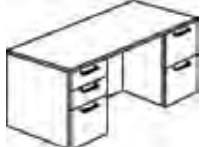
\*with laminate hutch

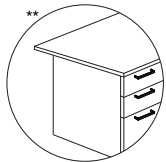


	Model	Laminate/ Poly Edge	High Pressure Laminate/ Poly Edge
Return	72RHB6030RV26D8	948	1234
Storage	72ST19246990	1727	1727
Credenza	72CY7220LFR0	2398	2725
<b>TOTAL</b>		<b>\$5,073</b>	<b>\$5,686</b>

\*with laminate hutch

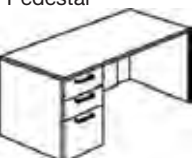
# ARTEMIS LAMINATE | DESKS

Description	Model	Laminate Top/Polymer Edge	HPL Top/Polymer Edge	W	D	H	KW	Shipping Weight	Cubic Feet
Rectangular Desk	72D60304LDRF	2415	2752	59.75	30	29.5	28.5	218	39
Double Pedestal	72D60304LFRD	2415	2752	59.75	30	29.5	28.5	218	39
	72D60304LFRF	2415	2752	59.75	30	29.5	28.5	218	39
	72D66304LDRF*	2544	2902	65.75	30	29.5	34.5	224	42.75
	72D66304LFRD	2544	2902	65.75	30	29.5	34.5	224	42.75
	72D66304LFRF	2544	2902	65.75	30	29.5	34.5	224	42.75
	72D66364LDRF	2627	2992	65.75	36	29.5	34.5	236	50
	72D66364LFRD	2627	2992	65.75	36	29.5	34.5	236	50
	72D66364LFRF	2627	2992	65.75	36	29.5	34.5	236	50
	72D72304LDRF	2588	2951	71.75	30	29.5	40.5	246	46.5
	72D72304LFRD	2588	2951	71.75	30	29.5	40.5	246	46.5
	72D72304LFRF	2588	2951	71.75	30	29.5	40.5	246	46.5
	72D72364LDRF	2676	3069	71.75	36	29.5	40.5	248	54.75
	72D72364LFRD**	2676	3069	71.75	36	29.5	40.5	248	54.75
	72D72364LFRF	2676	3069	71.75	36	29.5	40.5	248	54.75
	72D78304LDRF	2683	3077	77.75	30	29.5	46.5	248	50
	72D78304LFRD	2683	3077	77.75	30	29.5	46.5	248	50
	72D78304LFRF	2683	3077	77.75	30	29.5	46.5	248	50
	72D78364LDRF	2814	3229	77.75	36	29.5	46.5	248	59
	72D78364LFRD	2814	3229	77.75	36	29.5	46.5	248	59
72D78364LFRF	2814	3229	77.75	36	29.5	46.5	248	59	
72D84364LDRF	2999	3439	77.75	36	29.5	54.5	272	63	
72D84364LFRD	2999	3439	83.75	36	29.5	54.5	272	63	
72D84364LFRF	2999	3439	83.75	36	29.5	54.5	272	63	



### ORDERING NOTES:

\*\*Shows overhang on 36" Desks

	Rectangular Desk Single Pedestal	72D60304LFR0	1791	2131	59.75	30	29.5	43	206	39
		72D60304L0RF	1791	2131	59.75	30	29.5	43	206	39
		72D66304LFR0*	1918	2282	65.75	30	29.5	49	212	42.75
		72D66304L0RF	1918	2282	65.75	30	29.5	49	212	42.75
		72D66364LFR0	2082	2475	65.75	36	29.5	49	224	50
		72D66364L0RF	2082	2475	65.75	36	29.5	49	224	50
		72D72304LFR0	2008	2386	71.75	30	29.5	55	224	46.5
		72D72304L0RF	2008	2386	71.75	30	29.5	55	224	46.5
		72D72364LFR0	2200	2615	71.75	36	29.5	55	236	54.75
		72D72364L0RF	2200	2615	71.75	36	29.5	55	236	54.75
		72D78304LFR0	2155	2564	77.75	30	29.5	61	236	50
		72D78304L0RF	2155	2564	77.75	30	29.5	61	236	50
		72D78364LFR0	2324	2764	77.75	36	29.5	61	242	59
		72D78364L0RF	2324	2764	77.75	36	29.5	61	242	59
		72D84364LFR0	2434	2894	83.75	36	29.5	67	260	63
		72D84364L0RF	2434	2894	83.75	36	29.5	67	260	63

### ORDERING PROCEDURE

To order, please specify the following:

- 1) Krug product model number
- 2) Laminate, see page 446
- 3) Edge detail- I,H, L or P, see page 448
- 4) Pull style, see page 449
- 5) Grommet location if applicable

\*Indicates model illustrated by line drawing.

### CODE DESCRIPTION

L - left handed pedestal position  
 R - right handed pedestal position  
 4 - full height pedestal  
 D - 2 file drawer  
 F - 2 box, 1 file drawer  
 0 - no pedestal

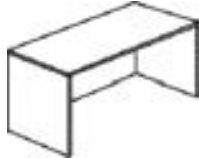
### STANDARD LAMINATES

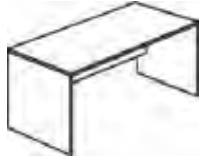
For a complete list of standard laminates please see page 446.


### GROMMETS

One grommet in standard position is optional at no charge. See page 494 for more power management information.

# ARTEMIS LAMINATE | DESKS

Description	Model	Laminate	HPL	W	D	H	KW	Shipping Weight	Cubic Feet	
		Top/Polymer Edge	Top/Polymer Edge							
	Rectangular Desk Shell with Full Height Modesty Panel	72SD6030X46	1059	1349	59.75	30	29.5	57.5	154	39
	72SD6630X46	1125	1430	65.75	30	29.5	63.5	198	42.75	
	72SD6636X46	1232	1568	65.75	36	29.5	63.5	215	50	
	72SD7230X46*	1168	1486	71.75	30	29.5	69.5	210	46.5	
	72SD7236X46	1275	1677	71.75	36	29.5	69.5	228	54.75	
	72SD7830X46	1330	1695	77.75	30	29.5	75.5	210	46.5	
	72SD7836X46	1387	1825	77.75	36	29.5	75.5	241	59	
	72SD8436X46	1514	1924	78.75	36	29.5	81.5	254	63	

	Rectangular Desk Shell with 3/4 Height Modesty Panel	72SD6030X36	1059	1349	59.75	30	29.5	57.5	146	39
	72SD6630X36	1125	1430	65.75	30	29.5	63.5	198	42.75	
	72SD6636X36	1232	1568	65.75	36	29.5	63.5	215	50	
	72SD7230X36	1168	1486	71.75	30	29.5	69.5	210	46.5	
	72SD7236X36*	1275	1622	71.75	36	29.5	69.5	228	54.75	
	72SD7830X36	1330	1695	77.75	30	29.5	75.5	210	46.5	
	72SD7836X36	1387	1768	77.75	36	29.5	75.5	241	59	
	72SD8436X36	1514	1924	78.75	36	29.5	81.5	254	63	

	Bow Top Option	BT72D6030	189	250	59.75	36	-	-	68	1
	BT72D6630	198	263	65.75	36	-	-	73	1.25	
	BT72D6636	208	274	65.75	42	-	-	84	1.25	
	BT72D7230*	216	288	71.75	36	-	-	79	1.5	
	BT72D7236	224	295	71.75	42	-	-	91	1.5	
	BT72D7830	226	306	77.75	36	-	-	94	1.5	
	BT72D7836	229	310	77.75	42	-	-	98	1.5	
	BT72D8430	233	340	83.75	36	-	-	101	1.75	
	BT72D8436	235	347	83.75	42	-	-	105	1.75	

## DIMENSION KEY

W - width  
D - depth  
H - height

Dimensions are in inches and approximate. Contact Customer Service if dimensions are critical.

## CODE DESCRIPTION

L - left handed pedestal position  
R - right handed pedestal position  
4 - full height pedestal  
D - 2 file drawer  
F - 2 box, 1 file drawer  
0 - no pedestal  
X46 - full height fixed laminate modesty panel  
X36 - 3/4 height fixed laminate modesty panel  
BT - bow top

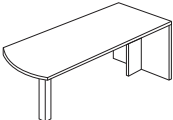
## STANDARD LAMINATES

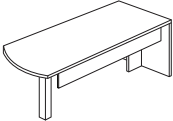
For a complete list of standard laminates please see page 446.

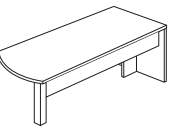
## GROMMETS

One grommet in standard position is optional at no charge. See page 494 for more power management information.

# ARTEMIS LAMINATE | DESKS

Description	Model	Laminate Top/Polymer Edge	HPL Top/Polymer Edge	W	D	H	KW	Shipping Weight	Cubic Feet	
	Arc Desk with Square Laminate Leg and no Modesty Panel	72DA6630S6	1055	1354	65.75	30	29.5	38	126	42.75
		72DA6636S6	1164	1494	65.75	36	29.5	35	146	50
		72DA7230S6*	1102	1414	71.75	30	29.5	44	132	46.5
		72DA7236S6	1193	1533	71.75	36	29.5	41	155	54.75
		72DA7830S6	1247	1599	77.75	30	29.5	50	141	50
		72DA7836S6	1286	1650	77.75	36	29.5	47	163	59
		72DA8430S6	1419	1820	83.75	30	29.5	56	154	53.75
	72DA8436S6	1459	1874	83.75	36	29.5	53	178	63	

	Arc Desk with Square Laminate Leg and 1/2 Height Floating Modesty Panel	72DA6630LV26S6	1182	1494	65.75	30	29.5	38	135	42.75
		72DA6630RV26S6	1182	1494	65.75	30	29.5	38	135	42.75
		72DA7230LV26S6	1227	1551	71.75	30	29.5	44	142	46.5
		72DA7230RV26S6*	1227	1551	71.75	30	29.5	44	142	46.5
		72DA7830LV26S6	1427	1801	77.75	30	29.5	50	150	50
		72DA7830RV26S6	1427	1801	77.75	30	29.5	50	150	50
		72DA8430LV26S6	1620	2044	83.75	30	29.5	56	158	53.75
	72DA8430RV26S6	1620	2044	83.75	30	29.5	56	158	53.75	

	Arc Desk with Square Laminate Leg and 1/2 Height Fixed Modesty Panel	72DA6636X26S6	1221	1541	65.75	36	29.5	35	148	50
		72DA7236X26S6*	1251	1571	71.75	36	29.5	41	158	54.75
		72DA7836X26S6	1321	1641	77.75	36	29.5	47	168	59
		72DA8436X26S6	1565	1884	83.75	36	29.5	53	186	63

## ORDERING NOTES:

Curvilinear/Curved corner desks are not stand alone cases. They must be used in conjunction with returns or linking units. All Desks with a "S6" at the end of the model number are available with a 4" diameter metal leg. To order the metal leg please replace "S6" with a "D8" to the existing model number ie: 72DA6630D8. All Desks with a "S6" at the end of the model number are available with a Panel Leg. To order panel leg please replace "S6" with "P6" in the model number ie: 72DA6630P6.

## ORDERING PROCEDURE

To order, please specify the following:

- 1) Krug product model number
- 2) Laminate, see page 446
- 3) Edge detail- I,H, L or P, see page 448
- 4) Pull style, see page 449
- 5) Grommet location if applicable

\*Indicates model illustrated by line drawing.

## CODE DESCRIPTION

L - left-handed position  
 R - right-handed position  
 S6 - square Laminate leg  
 V29 - 1/2 height floating Laminate modesty panel  
 V26 - 1/2 height floating Laminate modesty panel  
 X26 - 1/2 height fixed Laminate modesty panel

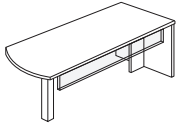
## STANDARD LAMINATES

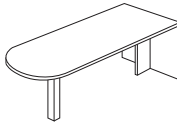
For a complete list of standard laminates please see page 446.

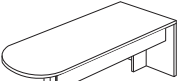
## GROMMETS

One grommet in standard position is optional at no charge. See page 494 for more power management information.

# ARTEMIS LAMINATE | DESKS

Description	Model	Laminate Top/Polymer Edge	HPL Top/Polymer Edge	W	D	H	KW	Shipping Weight	Cubic Feet
	Arc Desk with square Laminate Leg and 1/2 Height Floating Acrylic Modesty Panel	72DA6630LV29S6	2011	65.75	30	29.5	38	131	42.75
	72DA6630RV29S6	1752	2011	65.75	30	29.5	38	131	42.75
	72DA6636LV29S6	1788	2051	65.75	36	29.5	35	150	50
	72DA6636RV29S6	1788	2051	65.75	36	29.5	35	150	50
	72DA7230LV29S6	1976	2264	71.75	30	29.5	44	138	46.5
	72DA7230RV29S6	1976	2264	71.75	30	29.5	44	138	46.5
	72DA7236LV29S6	1993	2287	71.75	36	29.5	41	160	54.75
	72DA7236RV29S6*	1993	2287	71.75	36	29.5	41	160	54.75
	72DA7830LV29S6	2076	2489	77.75	30	29.5	50	147	50
	72DA7830RV29S6	2076	2489	77.75	30	29.5	50	147	50
	72DA7836LV29S6	2178	2614	77.75	36	29.5	47	169	59
	72DA7836RV29S6	2178	2614	77.75	36	29.5	47	169	59
	72DA8430LV29S6	2448	2937	83.75	30	29.5	56	162	53.75
	72DA8430RV29S6	2448	2937	83.75	30	29.5	56	162	53.75
	72DA8436LV29S6	2503	3003	83.75	36	29.5	53	186	63
72DA8436RV29S6	2503	3003	83.75	36	29.5	53	186	63	

	Bullet Desk with Square Laminate Leg and no Modesty Panel	72DB6030S6	1308	59.75	30	29.5	32	117	39
	72DB6036S6	1058	1358	59.75	36	29.5	29	135	46
	72DB6630S6	1055	1354	65.75	30	29.5	38	124	42.75
	72DB6636S6	1164	1494	65.75	36	29.5	35	144	50
	72DB7230S6*	1102	1414	71.75	30	29.5	44	130	46.5
	72DB7236S6	1193	1594	71.75	36	29.5	44	153	54.75
	72DB7830S6	1169	1500	77.75	30	29.5	50	130	46.5
	72DB7836S6	1238	1667	77.75	36	29.5	50	161	59
	72DB8430S6	1347	1727	83.75	30	29.5	56	130	46.5
	72DB8436S6	1440	1907	83.75	36	29.5	56	176	63

	Bullet Desk with Square Laminate Leg and 1/2 Height Floating Laminate Modesty Panel	72DB6030LV26S6	1451	59.75	30	29.5	32	127	39
	72DB6030RV26S6	1149	1451	59.75	30	29.5	32	127	39
	72DB6630LV26S6	1184	1495	65.75	30	29.5	38	135	42.75
	72DB6630RV26S6	1184	1495	65.75	30	29.5	38	135	42.75
	72DB7230LV26S6	1232	1553	71.75	30	29.5	44	144	46.5
	72DB7230RV26S6*	1232	1553	71.75	30	29.5	44	144	46.5
	72DB7830LV26S6	1254	1582	77.75	30	29.5	50	153	50
	72DB7830RV26S6	1254	1582	77.75	30	29.5	50	153	50
	72DB8430LV26S6	1451	1834	83.75	30	29.5	56	167	53.75
72DB8430RV26S6	1451	1834	83.75	30	29.5	56	167	53.75	

## ORDERING NOTES:

Curvilinear/Curved corner desks are not stand alone cases. They must be used in conjunction with returns or linking units. All Desks with a "S6" at the end of the model number are available with a 4" diameter metal leg. To order the metal leg please replace "S6" with a "D8" to the existing model number ie: 72DA6630D8. All Desks with a "S6" at the end of the model number are available with a Panel Leg. To order panel leg please replace "S6" with "P6" in the model number ie: 72DA6630P6.

## DIMENSION KEY

W - width  
D - depth  
H - height

Dimensions are in inches and approximate. Contact Customer Service if dimensions are critical.

## CODE DESCRIPTION

L - left handed pedestal position  
R - right handed pedestal position  
4 - full height pedestal  
D - 2 file drawer  
F - 2 box, 1 file drawer  
0 - no pedestal  
X46 - full height fixed laminate modesty panel  
X36 - 3/4 height fixed laminate modesty panel  
BT - bow top

## STANDARD LAMINATES

For a complete list of standard laminates please see page 446.

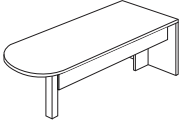
## GROMMETS

One grommet in standard position is optional at no charge. See page 494 for more power management information.

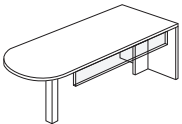


# ARTEMIS LAMINATE | DESKS

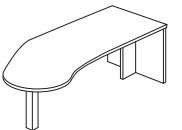
Description	Model	Laminate Top/Polymer Edge	HPL Top/Polymer Edge	W	D	H	KW	Shipping Weight	Cubic Feet
Bullet Desk with Square Laminate Leg and 1/2 Height Fixed Laminate Modesty Panel	72DB6036X26S6	1024	1348	59.75	36	29.5	38.5	134	46
	72DB6636X26S6	1055	1386	65.75	36	29.5	44.5	146	50
	72DB7236X26S6*	1102	1494	71.75	36	29.5	50.5	156	54.75
	72DB7836X26S6	1168	1595	77.75	36	29.5	56.5	166	59
	72DB8436X26S6	1360	1789	83.75	36	29.5	62.5	176	63



Bullet Desk with Square Laminate Leg and 1/2 Height Floating Acrylic Modesty Panel	72DB6030LV29S6	1580	1879	59.75	30	29.5	32	121	39
	72DB6030RV29S6	1580	1879	59.75	30	29.5	32	121	39
	72DB6036LV29S6	1682	2003	59.75	36	29.5	32	135	46
	72DB6036RV29S6	1682	2003	59.75	36	29.5	32	135	46
	72DB6630LV29S6	1623	1930	65.75	30	29.5	38	129	42.75
	72DB6630RV29S6*	1623	1930	65.75	30	29.5	38	129	42.75
	72DB6636LV29S6	1729	2058	65.75	36	29.5	38	148	50
	72DB6636RV29S6	1729	2058	65.75	36	29.5	38	148	50
	72DB7230LV29S6	1845	2192	71.75	30	29.5	44	136	46.5
	72DB7230RV29S6	1845	2192	71.75	30	29.5	44	136	46.5
	72DB7236LV29S6	1953	2322	71.75	36	29.5	44	158	54.75
	72DB7236RV29S6	1953	2322	71.75	36	29.5	44	158	54.75
	72DB7830LV29S6	1918	2282	77.75	30	29.5	50	145	50
	72DB7830RV29S6	1918	2282	77.75	30	29.5	50	145	50
	72DB7836LV29S6	1983	2441	77.75	36	29.5	50	167	59
	72DB7836RV29S6	1983	2441	77.75	36	29.5	50	167	59
	72DB8430LV29S6	2121	2521	83.75	30	29.5	56	160	53.75
	72DB8430RV29S6	2121	2521	83.75	30	29.5	56	160	53.75
	72DB8436LV29S6	2189	2603	83.75	36	29.5	56	184	63
	72DB8436RV29S6	2189	2603	83.75	36	29.5	56	184	63



J Desk with Square Laminate Leg	72DJ7233LS6	1286	1666	71.75	33	29.5	36	136	62.75
	72DJ7233RS6	1286	1666	71.75	33	29.5	36	136	62.75
	72DJ7833LS6	1356	1756	77.75	33	29.5	42	144	62.75
	72DJ7833RS6	1356	1756	77.75	33	29.5	42	144	62.75
	72DJ8433LS6*	1549	2006	83.75	33	29.5	48	152	72.75
	72DJ8433RS6	1549	2006	83.75	33	29.5	48	152	72.75



## ORDERING NOTES:

Curvilinear/Curved corner desks are not stand alone cases. They must be used in conjunction with returns or linking units. All Desks with a "S6" at the end of the model number are available with a 4" diameter metal leg. To order the metal leg please replace "S6" with a "D8" to the existing model number ie: 72DA6630D8. All Desks with a "S6" at the end of the model number are available with a Panel Leg. To order panel leg please replace "S6" with "P6" in the model number ie: 72DA6630P6.

## ORDERING PROCEDURE

To order, please specify the following:

- 1) Krug product model number
- 2) Laminate, see page 446
- 3) Edge detail- I,H, L or P, see page 448
- 4) Pull style, see page 449
- 5) Grommet location if applicable

\*Indicates model illustrated by line drawing.

## CODE DESCRIPTION

L - left-handed position  
 R - right-handed position  
 S6 - square Laminate leg  
 V29 - 1/2 height floating Laminate modesty panel  
 V26 - 1/2 height floating Laminate modesty panel  
 X26 - 1/2 height fixed Laminate modesty panel

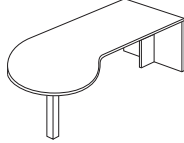
## STANDARD LAMINATES

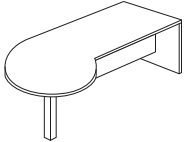
For a complete list of standard laminates finishes please see page 446.

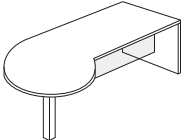
## GROMMETS

One grommet in standard position is optional at no charge. See page 494 for more power management information.

# ARTEMIS LAMINATE | DESKS

Description	Model	Laminate Top/Polymer Edge	HPL Top/Polymer Edge	W	D	H	KW	Shipping Weight	Cubic Feet
 P Desk with Square Laminate Leg and no Modesty Panel	72DP6636LS6	1254	1675	65.75	36	29.5	32	156	57.75
	72DP6636RS6	1254	1675	65.75	36	29.5	32	156	57.75
	72DP7236LS6	1286	1746	71.75	36	29.5	38	166	62.75
	72DP7236RS6	1286	1746	71.75	36	29.5	38	166	62.75
	72DP7836LS6	1356	1855	77.75	36	29.5	44	173	67.75
	72DP7836RS6	1356	1855	77.75	36	29.5	44	173	67.75
	72DP8436LS6	1549	2085	83.75	36	29.5	50	182	72.75
	72DP8436RS6*	1549	2085	83.75	36	29.5	50	182	72.75

 P Desk with Square Laminate Leg and 1/2 Height Fixed Laminate Modesty Panel	72DP6636LX26S6	1350	1774	65.75	36	29.5	32	156	57.75
	72DP6636RX26S6	1350	1774	65.75	36	29.5	32	156	57.75
	72DP7236LX26S6	1382	1847	71.75	36	29.5	38	166	62.75
	72DP7236RX26S6	1382	1847	71.75	36	29.5	38	166	62.75
	72DP7836LX26S6	1453	1956	77.75	36	29.5	44	178	67.75
	72DP7836RX26S6	1453	1956	77.75	36	29.5	44	178	67.75
	72DP8436LX26S6	1524	2069	83.75	36	29.5	50	188	72.75
	72DP8436RX26S6*	1524	2069	83.75	36	29.5	50	188	72.75

 P Desk with Square Laminate Leg and 1/2 Height Floating Acrylic Modesty Panel	72DP6636LV29S6	1918	2323	65.75	36	29.5	32	159	57.75
	72DP6636RV29S6	1918	2323	65.75	36	29.5	32	159	57.75
	72DP7236LV29S6	2128	2573	71.75	36	29.5	38	168	62.75
	72DP7236RV29S6	2128	2573	71.75	36	29.5	38	168	62.75
	72DP7836LV29S6	2207	2672	77.75	36	29.5	44	178	67.75
	72DP7836RV29S6	2207	2672	77.75	36	29.5	44	178	67.75
	72DP8436LV29S6	2408	2912	83.75	36	29.5	50	183	72.75
	72DP8436RV29S6*	2408	2912	83.75	36	29.5	50	183	72.75

## ORDERING NOTES:

Curvilinear/Curved corner desks are not stand alone cases. They must be used in conjunction with returns or linking units. All Desks with a "S6" at the end of the model number are available with a 4" diameter metal leg. To order the metal leg please replace "S6" with a "D8" to the existing model number ie: 72DA6630D8. All Desks with a "S6" at the end of the model number are available with a Panel Leg. To order panel leg please replace "S6" with "P6" in the model number ie: 72DA6630P6.

### DIMENSION KEY

W - width  
D - depth  
H - height

Dimensions are in inches and approximate. Contact Customer Service if dimensions are critical.

### CODE DESCRIPTION

L - left-handed position  
R - right-handed position  
S6 - square Laminate leg  
V29 - 1/2 height floating Laminate modesty panel  
V26 - 1/2 height floating Laminate modesty panel  
X26 - 1/2 height fixed Laminate modesty panel

### STANDARD LAMINATES

For a complete list of standard laminates please see page 446.

### GROMMETS

One grommet in standard position is optional at no charge. See page 645 for more power management information.

# ARTEMIS LAMINATE | DESKS

Description	Model	Laminate Top/Polymer Edge	HPL Top/Polymer Edge	W	D	H	KW	Shipping Weight	Cubic Feet
Curved Corner Arc Desk with Square Laminate Leg and no Modesty Panel	72UDA723048L24RS6	1783	2286	71.75	48	29.5	31	192	71
	72UDA723048R24LS6	1783	2286	71.75	48	29.5	31	192	71
	72UDA783048L24RS6	1839	2359	77.75	48	29.5	37	185	76.75
	72UDA783048R24LS6	1839	2359	77.75	48	29.5	37	185	76.75
	72UDA843048L24RS6	2032	2606	83.75	48	29.5	43	191	82
	72UDA843048R24LS6*	2032	2606	83.75	48	29.5	43	191	82



Curved Corner Arc Desk with Square Laminate Leg and 1/2 Height Floating Laminate Modesty Panel	72UDA723048L24RV26S6	1806	2317	71.75	48	29.5	31	195	71
	72UDA723048R24LV26S6	1806	2317	71.75	48	29.5	31	195	71
	72UDA783048L24RV26S6	1857	2383	77.75	48	29.5	37	205	76.75
	72UDA783048R24LV26S6	1857	2383	77.75	48	29.5	37	205	76.75
	72UDA843048L24RV26S6	2055	2639	83.75	48	29.5	43	223	82
	72UDA843048R24LV26S6*	2055	2639	83.75	48	29.5	43	223	82



Curved Corner Bullet Desk with Square Laminate Leg and no Modesty Panel	72UDB723048L24RS6	1783	2286	71.75	48	29.5	38	184	71
	72UDB723048R24LS6	1783	2286	71.75	48	29.5	38	184	71
	72UDB783048L24RS6	1839	2359	77.75	48	29.5	44	192	76.75
	72UDB783048R24LS6	1839	2359	77.75	48	29.5	44	192	76.75
	72UDB843048L24RS6	2032	2606	83.75	48	29.5	50	208	82
	72UDB843048R24LS6*	2032	2606	83.75	48	29.5	50	208	82



**ORDERING NOTES:** Curvilinear/Curved corner desks are not stand alone cases. They must be used in conjunction with curved corner credenzas, linking units or returns. All Desks with a "S6" at the end of the model number are available with a 4" diameter metal leg. To order the metal leg please replace "S6" with a "D8" to the existing model number ie: 72DA6630D8. All Desks with a "S6" at the end of the model number are available with a Panel Leg. To order panel leg please replace "S6" with "P6" in the model number ie: 72DA6630P6.

## ORDERING PROCEDURE

To order, please specify the following:

- 1)Krug product model number
- 2)Laminate, see page 446
- 3)Edge detail- I,H, L or P, see page 448
- 4)Pull style, see page 449
- 5)Grommet location if applicable

\*Indicates model illustrated by line drawing.

## CODE DESCRIPTION

L - left-handed position  
 R - right-handed position  
 S6 - square Laminate leg  
 V29 - 1/2 height floating Laminate modesty panel  
 V26 - 1/2 height floating Laminate modesty panel  
 X26 - 1/2 height fixed Laminate modesty panel

## STANDARD LAMINATES

For a complete list of laminates please see page 446

## GROMMETS

One grommet in standard position is optional at no charge. See page 494 for more power management information.

# ARTEMIS LAMINATE | DESKS

Description	Model	Laminate Top/Polymer Edge	HPL Top/Polymer Edge	W	D	H	KW	Shipping Weight	Cubic Feet
Curved Corner Bullet Desk with Square Laminate Leg & 1/2 Height Floating Laminate Modesty Panel	72UDB723048L24RV26S6	1806	2317	71.75	48	29.5	38	195	71
	72UDB723048R24LV26S6	1806	2317	71.75	48	29.5	38	195	71
	72UDB783048L24RV26S6	1857	2383	77.75	48	29.5	44	205	76.75
	72UDB783048R24LV26S6	1857	2383	77.75	48	29.5	44	205	76.75
	72UDB843048L24RV26S6*	2055	2639	83.75	48	29.5	50	223	82
	72UDB843048R24LV26S6	2055	2639	83.75	48	29.5	50	223	82



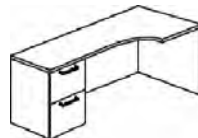
Curved Corner P Desk with Square Laminate Leg & no Modesty Panel	72UDP663648L24RS6	2014	2544	65.75	48	29.5	22	168	65.5
	72UDP663648R24LS6	2014	2544	65.75	48	29.5	22	168	65.5
	72UDP723648L24RS6	2073	2617	71.75	48	29.5	28	177	71
	72UDP723648R24LS6	2073	2617	71.75	48	29.5	28	177	71
	72UDP783648L24RS6	2129	2688	77.75	48	29.5	34	186	76.75
	72UDP783648R24LS6	2129	2688	77.75	48	29.5	34	186	76.75
	72UDP843648L24RS6*	2187	2759	83.75	48	29.5	40	202	82
	72UDP843648R24LS6	2187	2759	83.75	48	29.5	40	202	82



Curved Corner P Desk with Square Laminate Leg & 1/2 Height Fixed Laminate Modesty Panel	72UDP663648L24RX26S6	2036	2570	65.75	48	29.5	22	172	65.5
	72UDP663648R24LX26S6	2036	2570	65.75	48	29.5	22	172	65.5
	72UDP723648L24RX26S6	2094	2646	71.75	48	29.5	28	182	71
	72UDP723648R24LX26S6	2094	2646	71.75	48	29.5	28	182	71
	72UDP783648L24RX26S6	2152	2717	77.75	48	29.5	34	192	76.75
	72UDP783648R24LX26S6	2152	2717	77.75	48	29.5	34	192	76.75
	72UDP843648L24RX26S6*	2209	2787	83.75	48	29.5	40	204	82
	72UDP843648R24LX26S6	2209	2787	83.75	48	29.5	40	204	82



Curved Corner Rectangular Top Desk Single Pedestal and Modesty Panel	72UD723042L24RF	2256	2752	71.75	42	29.5	32	269	62.75
	72UD723042R24LF*	2256	2752	71.75	42	29.5	32	269	62.75
	72UD783042L24RF	2422	2956	77.75	42	29.5	38	279	67.75
	72UD783042R24LF	2422	2956	77.75	42	29.5	38	279	67.75
	72UD843042L24RF	2600	3174	83.75	42	29.5	44	289	72.75
	72UD843042R24LF	2600	3174	83.75	42	29.5	44	289	72.75



## ORDERING NOTES:

Curvilinear/Curved corner desks are not stand alone cases. They must be used in conjunction with returns or linking units. All Desks with a "S6" at the end of the model number are available with a 4" diameter metal leg. To order the metal leg please replace "S6" with a "D8" to the existing model number ie: 72DA6630D8. All Desks with a "S6" at the end of the model number are available with a Panel Leg. To order panel leg please replace "S6" with "P6" in the model number ie: 72DA6630P6.

## DIMENSION KEY

W - width  
D - depth  
H - height

Dimensions are in inches and approximate. Contact Customer Service if dimensions are critical.

## CODE DESCRIPTION

L - left-handed position  
R - right-handed position  
S6 - square Laminate leg  
V29 - 1/2 height floating Laminate modesty panel  
V26 - 1/2 height floating Laminate modesty panel  
X26 - 1/2 height fixed Laminate modesty panel


## STANDARD LAMINATES

For a complete list of standard laminates please see page 446.


## GROMMETS

One grommet in standard position is optional at no charge. See page 494 for more power management information.

# ARTEMIS LAMINATE | DESKS

Description	Model	Laminate Top/Polymer Edge	HPL Top/Polymer Edge	W	D	H	KW	Shipping Weight	Cubic Feet
	BT72UD723048L*	215	287	71.75	48	-		88	1.25
	BT72UD723048R	215	287	71.75	48	-		88	1.25
	BT72UD783048L	225	305	77.75	48	-		95	5
	BT72UD783048R	225	305	77.75	48	-		95	1.5
	BT72UD843048L	233	316	83.75	48	-		105	1.75
	BT72UD843048R	233	316	83.75	48	-		105	1.75

Description	Model	Laminate Top/Polymer Edge	HPL Top/Polymer Edge	W	D	H	KW	Shipping Weight	Cubic Feet
	72TD6636	1549	1923	65.75	36	29.5	58	198	45.75
	72TD7236*	1765	2191	71.75	36	29.5	64	228	54
	72TD7836	1859	2308	77.75	36	29.5	70	241	58.5
	72TD8436	1954	2419	83.75	36	29.5	76	254	63

Description	Model	Laminate Top/Polymer Edge	HPL Top/Polymer Edge	W	D	H	KW	Shipping Weight	Cubic Feet
	72TD6636M	1759	2583	65.75	36	29.5	62	198	45.75
	72TD7236M*	1930	2754	71.75	36	29.5	68	228	54
	72TD7836M	1980	2805	77.75	36	29.5	74	241	58.5
	72TD8436M	2035	2853	83.75	36	29.5	80	254	63

## ORDERING PROCEDURE

To order, please specify the following:

- 1) Krug product model number
- 2) Laminate, see page 26
- 3) Edge detail- I,H, L or P, see page 448
- 4) Pull style, see page 449
- 5) Grommet location if applicable

\*Indicates model illustrated by line drawing.

## CODE DESCRIPTION

L - left-handed position  
 R - right-handed position  
 X46 - full height fixed Laminate modesty panel  
 D - 2 file drawer  
 F - 2 box/ 1 file drawer  
 M - twin metal legs

## STANDARD LAMINATES

For a complete list of standard Laminates & HPL, please see page 446.

## GROMMETS

One grommet in standard position is optional at no charge. See page 494 for more power management information.

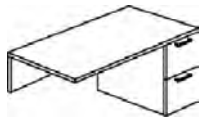


# ARTEMIS LAMINATE | RETURNS

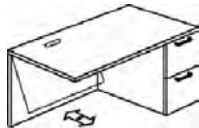
Description	Model	Laminate Top/Polymer Edge	HPL Top/Polymer Edge	W	D	H	KW	Shipping Weight	Cubic Feet
Shell Return with Full Height Laminate Modesty Panel	72SRH4224LX46	705	861	42	24	29.5	41	98	23
	72SRH4224RX46*	705	861	42	24	29.5	41	98	23
	72SRH4824LX46	739	904	48	24	29.5	47	108	26
	72SRH4824RX46	739	904	48	24	29.5	47	108	26



Single Pedestal Return with 1/2 Height Fixed Laminate Modesty Panel	72RH4220L4DX26	1308	1473	42	20	29.5	26	100	20
	72RH4220L4FX26	1308	1473	42	20	29.5	26	100	20
	72RH4220R4DX26	1308	1473	42	20	29.5	26	100	20
	72RH4220R4FX26	1308	1543	42	20	29.5	26	100	20
	72RH4224L4DX26	1371	1543	42	24	29.5	26	104	23
	72RH4224L4FX26	1371	1543	42	24	29.5	26	104	23
	72RH4224R4DX26*	1371	1543	42	24	29.5	26	104	23
	72RH4224R4FX26	1371	1543	42	24	29.5	26	104	23
	72RH4820L4DX26	1371	1543	48	20	29.5	32	104	22.5
	72RH4820L4FX26	1371	1543	48	20	29.5	2	104	22.5
	72RH4820R4DX26	1371	1543	48	20	29.5	2	104	22.5
	72RH4820R4FX26	1371	1543	48	20	29.5	32	104	22.5
	72RH4824L4DX26	1422	1599	48	24	29.5	32	108	26
	72RH4824L4FX26	1422	1599	48	24	29.5	32	108	26
	72RH4824R4DX26	1422	1599	48	24	29.5	32	108	26
	72RH4824R4FX26	1422	1599	48	24	29.5	32	108	26



Single Pedestal Return with Hinged Laminate Modesty Panel	72RHY4220L4D	1626	1797	42	20	29.5	26	104	20
	72RHY4220L4F	1626	1797	42	20	29.5	26	104	20
	72RHY4220R4D	1626	1797	42	20	29.5	26	104	20
	72RHY4220R4F	1626	1797	42	20	29.5	26	104	20
	72RHY4224L4D	1692	1870	42	24	29.5	26	108	23
	72RHY4224L4F	1692	1870	42	24	29.5	26	108	23
	72RHY4224R4D*	1692	1870	42	24	29.5	26	108	23
	72RHY4224R4F	1692	1870	42	24	29.5	26	108	23
	72RHY4820L4D	1692	1870	48	20	29.5	32	108	22.5
	72RHY4820L4F	1692	1870	48	20	29.5	32	108	22.5
	72RHY4820R4D	1692	1870	48	20	29.5	32	108	22.5
	72RHY4820R4F	1692	1870	48	20	29.5	32	108	22.5
	72RHY4824L4D	1749	1934	48	24	29.5	32	112	26
	72RHY4824L4F	1749	1934	48	24	29.5	32	112	26
	72RHY4824R4D	1749	1934	48	24	29.5	32	112	26
	72RHY4824R4F	1749	1934	48	24	29.5	32	112	26



## DIMENSION KEY

W - width  
D - depth  
H - height

Dimensions are in inches and approximate. Contact Customer Service if dimensions are critical.

## CODE DESCRIPTION

L - left hand pedestal position  
R - right hand pedestal position  
S6 - square Laminate leg  
X26 - 1/2 height fixed Laminate modesty panel  
X46 - full height Laminate modesty panel  
D - 2 file drawers  
F - 2 box, 1 file drawer  
V26 - 1/2 height floating Laminate modesty panel  
V29 - 1/2 height floating acrylic modesty panel  
M - metal legs

## STANDARD LAMINATES

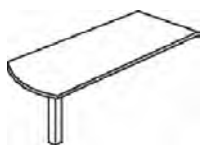
For a complete list of standard Laminates & HPL, please see page 446.

## GROMMETS

One grommet in standard position is optional at no charge. See page 494 for more power management information.

# ARTEMIS LAMINATE | RETURNS

Description	Model	Laminate Top/Polymer Edge	HPL Top/Polymer Edge	W	D	H	KW	Shipping Weight	Cubic Feet
Arc Return with Square Laminate Leg and no Modesty Panel	72RHA4830LS6	793	1042	47.75	30	29.5	30.75	58	8.5
	72RHA4830RS6	793	1042	47.75	30	29.5	30.75	58	8.5
	72RHA4836LS6	821	1113	47.75	36	29.5	27.75	66	9.5
	72RHA4836RS6	821	1113	47.75	36	29.5	27.75	66	9.5
	72RHA5430LS6	821	1113	53.75	30	29.5	36.75	63	9
	72RHA5430RS6	821	1113	53.75	30	29.5	36.75	63	9
	72RHA5436LS6	847	1157	53.75	36	29.5	33.75	71	10.5
	72RHA5436RS6	847	1157	53.75	36	29.5	33.75	71	10.5
	72RHA6030LS6	847	1157	59.75	30	29.5	42.75	68	10
	72RHA6030RS6	847	1157	59.75	30	29.5	42.75	68	10
	72RHA6036LS6	873	1177	59.75	36	29.5	39.75	77	11.5
	72RHA6036RS6	873	1177	59.75	36	29.5	39.75	77	11.5
	72RHA6630LS6	873	1177	65.75	30	29.5	48.75	99	10.75
	72RHA6630RS6	873	1177	65.75	30	29.5	48.75	99	10.75
	72RHA6636LS6	942	1287	65.75	36	29.5	45.75	88	12.5
	72RHA6636RS6	942	1287	65.75	36	29.5	45.75	88	12.5
	72RHA7230LS6*	1063	1437	71.75	30	29.5	54.75	104	11.5
	72RHA7230RS6	1063	1437	71.75	30	29.5	54.75	104	11.5
	72RHA7236LS6	1098	1501	71.75	36	29.5	51.75	95	13.5
	72RHA7236RS6	1098	1501	71.75	36	29.5	51.75	95	13.5
	72RHA7830LS6	1075	1450	77.75	30	29.5	60.75	104	11.5
	72RHA7830RS6	1075	1450	77.75	30	29.5	60.75	104	11.5
	72RHA7836LS6	1167	1594	77.75	36	29.5	57.75	95	13.5
	72RHA7836RS6	1167	1594	77.75	36	29.5	57.75	95	13.5
	72RHA8430LS6	1153	1576	83.75	30	29.5	66.75	114	13
	72RHA8430RS6	1153	1576	83.75	30	29.5	30.75	114	13
	72RHA8436LS6	1258	1720	83.75	36	29.5	63.75	108	15
	72RHA8436RS6	1258	1720	83.75	36	29.5	63.75	108	15



## ORDERING NOTES:

All Returns with a "S6" at the end of the model number are available with a 4" diameter metal leg, please replace "S6" with a "D8" to the existing model number ie: 72RHB6630LD8. All returns with a "S6" at the end of the model number are available with a Panel Leg, please replace "S6" with "P6" in the model number ie: 72RH6630LP6.

## ORDERING PROCEDURE

To order, please specify the following:

- 1) Krug product model number
- 2) Laminates, see page 446
- 3) Wood edge detail- I,H, L or P, see page 448
- 4) Pull style, see page 449
- 5) Grommet location if applicable

\*Indicates model illustrated by line drawing.

## CODE DESCRIPTION

L - left hand pedestal position  
 R - right hand pedestal position  
 S6 - square Laminate leg  
 X26 - 1/2 height fixed Laminate modesty panel  
 X46 - full height Laminate modesty panel  
 D - 2 file drawer  
 F - 2 box, 1 file drawer  
 V26 - 1/2 height floating Laminate modesty panel  
 V29 - 1/2 height floating acrylic modesty panel  
 M - metal legs

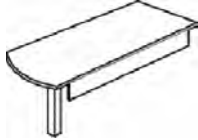
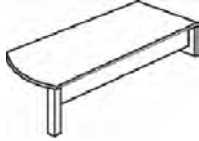
## STANDARD LAMINATES

For a complete list of standard Laminates please see page 446.

## GROMMETS

One grommet in standard position is optional at no charge. See page 494 for more power management information.

# ARTEMIS LAMINATE | RETURNS

Description	Model	Laminate Top/Polymer Edge	HPL Top/Polymer Edge	W	D	H	KW	Shipping Weight	Cubic Feet	
	Arc Return with Square Laminate Leg and 1/2 Height Floating Laminate Modesty Panel	72RHA4830LV26S6	912	1158	47.75	30	29.5	30.75	67	9
	72RHA4830RV26S6	912	1158	47.75	30	29.5	30.75	67	9	
	72RHA4836LV26S6	939	1215	47.75	36	29.5	27.75	69	10	
	72RHA4836RV26S6	939	1215	47.75	36	29.5	27.75	69	10	
	72RHA5430LV26S6	939	1215	53.75	30	29.5	36.75	73	10	
	72RHA5430RV26S6	939	1215	53.75	30	29.5	36.75	73	10	
	72RHA5436LV26S6	962	1277	53.75	36	29.5	33.75	75	11	
	72RHA5436RV26S6	962	1277	53.75	36	29.5	33.75	75	11	
	72RHA6030LV26S6	962	1277	59.75	30	29.5	42.75	80	11	
	72RHA6030RV26S6	962	1277	59.75	30	29.5	42.75	80	11	
	72RHA6036LV26S6	989	1312	59.75	36	29.5	39.75	82	12	
	72RHA6036RV26S6	989	1312	59.75	36	29.5	39.75	82	12	
	72RHA6630LV26S6	989	1312	65.75	30	29.5	48.75	128	12	
	72RHA6630RV26S6	989	1312	65.75	30	29.5	48.75	128	12	
	72RHA6636LV26S6	1050	1390	65.75	36	29.5	45.75	103	13	
	72RHA6636RV26S6	1050	1390	65.75	36	29.5	45.75	103	13	
	72RHA7230LV26S6	1172	1541	71.75	30	29.5	54.75	136	13	
	72RHA7230RV26S6*	1172	1541	71.75	30	29.5	54.75	136	13	
	72RHA7236LV26S6	1212	1606	71.75	36	29.5	51.75	110	14	
	72RHA7236RV26S6	1212	1606	71.75	36	29.5	51.75	110	14	
	72RHA7830LV26S6	1254	1649	77.75	30	29.5	60.75	145	14	
	72RHA7830RV26S6	1254	1649	77.75	30	29.5	60.75	145	14	
	72RHA7836LV26S6	1296	1719	77.75	36	29.5	57.75	117	15	
	72RHA7836RV26S6	1296	1719	77.75	36	29.5	57.75	117	15	
	72RHA8430LV26S6	1344	1765	83.75	30	29.5	66.75	153	15	
	72RHA8430RV26S6	1344	1765	83.75	30	29.5	66.75	153	15	
	72RHA8436LV26S6	1446	1916	83.75	36	29.5	63.75	124	16	
	72RHA8436RV26S6	1446	1916	83.75	36	29.5	63.75	124	16	
	Arc Return with Square Laminate Leg and 1/2 Height Fixed Modesty Panel	72RHA4836LX26S6	1038	1343	47.75	36	29.5	27.75	101	36.5
	72RHA4836RX26S6	1038	1343	47.75	36	29.5	27.75	101	36.5	
	72RHA5436LX26S6	1063	1388	53.75	36	29.5	33.75	111	40.5	
	72RHA5436RX26S6	1063	1388	53.75	36	29.5	33.75	111	40.5	
	72RHA6036LX26S6	1088	1420	59.75	36	29.5	39.75	120	44.5	
	72RHA6036RX26S6	1088	1420	59.75	36	29.5	39.75	120	44.5	
	72RHA6636LX26S6	1123	1465	65.75	36	29.5	45.75	128	50	
	72RHA6636RX26S6	1123	1465	65.75	36	29.5	45.75	128	50	
	72RHA7236LX26S6	1171	1564	71.75	36	29.5	51.75	136	54.75	
	72RHA7236RX26S6*	1171	1564	71.75	36	29.5	51.75	136	54.75	
	72RHA7836LX26S6	1237	1666	77.75	36	29.5	57.75	145	57	
	72RHA7836RX26S6	1237	1666	77.75	36	29.5	57.75	145	57	
	72RHA8436LX26S6	1312	1780	83.75	36	29.5	63.75	153	63	
	72RHA8436RX26S6	1312	1780	83.75	36	29.5	63.75	153	63	

**ORDERING NOTES:**

All Returns with a "S6" at the end of the model number are available with a 4" diameter metal leg, please replace "S6" with a "D8" to the existing model number ie: 72RHB6630LD8. All returns with a "S6" at the end of the model number are available with a Panel Leg, please replace "S6" with "P6" in the model number ie: 72RH6630LP6.

**DIMENSION KEY**

W - width  
D - depth  
H - height

Dimensions are in inches and approximate. Contact Customer Service if dimensions are critical.

**CODE DESCRIPTION**

L - left hand pedestal position  
R - right hand pedestal position  
S6 - square Laminate leg  
X26 - 1/2 height fixed Laminate modesty panel  
X46 - full height Laminate modesty panel  
D - 2 file drawers  
F - 2 box, 1 file drawer  
V26 - 1/2 height floating Laminate modesty panel  
V29 - 1/2 height floating acrylic modesty panel  
M - metal legs

**STANDARD LAMINATES**

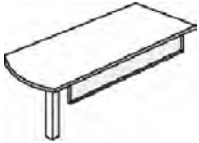
For a complete list of standard Laminates please see page 446.

**GROMMETS**

One grommet in standard position is optional at no charge. See page 494 for more power management information.

# ARTEMIS LAMINATE | RETURNS

Description	Model	Laminate Top/Polymer Edge	HPL Top/Polymer Edge	W	D	H	KW	Shipping Weight	Cubic Feet
Arc Return with	72RHA4830LV29S6	1225	1496	47.75	30	29.5	27.75	62	8.75
Square Laminate Leg	72RHA4830RV29S6	1225	1496	47.75	30	29.5	27.75	62	8.75
and 1/2 Height	72RHA4836LV29S6	1247	1534	47.75	36	29.5	27.75	69	10
Floating Acrylic	72RHA4836RV29S6	1247	1534	47.75	36	29.5	27.75	69	10
Modesty Panel	72RHA5430LV29S6	1254	1543	53.75	30	29.5	33.75	67	9
	72RHA5430RV29S6	1254	1543	53.75	30	29.5	33.75	67	9
	72RHA5436LV29S6	1274	1570	53.75	36	29.5	33.75	75	11
	72RHA5436RV29S6	1274	1570	53.75	36	29.5	33.75	75	11
	72RHA6030LV29S6	1281	1576	59.75	30	29.5	39.75	72	10
	72RHA6030RV29S6	1281	1576	59.75	30	29.5	39.75	72	10
	72RHA6036LV29S6	1298	1596	59.75	36	29.5	39.75	82	12
	72RHA6036RV29S6	1298	1596	59.75	36	29.5	39.75	82	12
	72RHA6630LV29S6	1305	1606	65.75	30	29.5	45.75	103	11.5
	72RHA6630RV29S6	1305	1606	65.75	30	29.5	45.75	103	11.5
	72RHA6636LV29S6	1419	1747	65.75	36	29.5	45.75	103	13
	72RHA6636RV29S6	1419	1747	65.75	36	29.5	45.75	103	13
	72RHA7230LV29S6	1626	2004	71.75	30	29.5	51.75	110	12
	72RHA7230RV29S6	1626	2004	71.75	30	29.5	51.75	110	12
	72RHA7236LV29S6	1729	2129	71.75	36	29.5	51.75	110	14
	72RHA7236RV29S6*	1729	2129	71.75	36	29.5	51.75	110	14
	72RHA7830LV29S6	1762	2172	77.75	30	29.5	57.75	110	12
	72RHA7830RV29S6	1762	2172	77.75	30	29.5	57.75	110	12
	72RHA7836LV29S6	1796	2211	77.75	36	29.5	57.75	117	15
	72RHA7836RV29S6	1796	2211	77.75	36	29.5	57.75	117	15
	72RHA8430LV29S6	1786	2199	83.75	30	29.5	63.75	124	14
	72RHA8430RV29S6	1786	2199	83.75	30	29.5	63.75	124	14
	72RHA8436LV29S6	1866	2298	83.75	36	29.5	63.75	124	16
	72RHA8436RV29S6	1866	2298	83.75	36	29.5	63.75	124	16



## ORDERING NOTES:

All Returns with a "S6" at the end of the model number are available with a 4" diameter metal leg, please replace "S6" with a "D8" to the existing model number ie: 72RHB6630LD8. All returns with a "S6" at the end of the model number are available with a Panel Leg, please replace "S6" with "P6" in the model number ie: 72RH6630LP6.

## ORDERING PROCEDURE

To order, please specify the following:

- 1) Krug product model number
- 2) Laminates, see page 446
- 3) Wood edge detail- I,H, L or P, see page 448
- 4) Pull style, see page 449
- 5) Grommet location if applicable

\*Indicates model illustrated by line drawing.

## CODE DESCRIPTION

L - left hand pedestal position  
 R - right hand pedestal position  
 S6 - square Laminate leg  
 X26 - 1/2 height fixed Laminate modesty panel  
 X46 - full height Laminate modesty panel  
 D - 2 file drawer  
 F - 2 box, 1 file drawer  
 V26 - 1/2 height floating Laminate modesty panel  
 V29 - 1/2 height floating acrylic modesty panel  
 M - metal legs



## STANDARD LAMINATES

For a complete list of standard Laminates please see page 446.

## GROMMETS

One grommet in standard position is optional at no charge. See page 494 for more power management information.

# ARTEMIS LAMINATE | RETURNS

Description	Model	Laminate Top/Polymer Edge	HPL Top/Polymer Edge	W	D	H	KW	Shipping Weight	Cubic Feet	
	Bullet Return with Square Laminate Leg and no Modesty Panel	72RHB4830LS6	791	1040	47.75	30	29.5	30.75	56	8.75
		72RHB4830RS6	791	1040	47.75	30	29.5	30.75	56	8.75
		72RHB4836LS6	798	1084	47.75	36	29.5	27.75	63	9
		72RHB4836RS6	798	1084	47.75	36	29.5	27.75	63	9
		72RHB5430LS6	816	1087	53.75	30	29.5	36.75	61	9
		72RHB5430RS6	816	1087	53.75	30	29.5	36.75	61	9
		72RHB5436LS6	832	1155	53.75	36	29.5	33.75	69	9.75
		72RHB5436RS6	832	1155	53.75	36	29.5	33.75	69	9.75
		72RHB6030LS6	839	1139	59.75	30	29.5	42.75	72	10
		72RHB6030RS6	839	1139	59.75	30	29.5	42.75	72	10
		72RHB6036LS6	847	1157	59.75	36	29.5	39.75	79	11.5
		72RHB6036RS6	847	1157	59.75	36	29.5	39.75	79	11.5
		72RHB6630LS6	873	1177	65.75	30	29.5	48.75	78	10.75
		72RHB6630RS6	873	1177	65.75	30	29.5	48.75	78	10.75
		72RHB6636LS6	942	1287	65.75	36	29.5	45.75	85	12.5
		72RHB6636RS6	942	1287	65.75	36	29.5	45.75	85	12.5
		72RHB7230LS6*	1063	1432	71.75	30	29.5	54.75	84	11.5
		72RHB7230RS6	1063	1432	71.75	30	29.5	54.75	84	11.5
		72RHB7236LS6	1098	1525	71.75	36	29.5	51.75	96	13.5
		72RHB7236RS6	1098	1525	71.75	36	29.5	51.75	96	13.5
		72RHB7830LS6	1108	1501	77.75	30	29.5	60.75	103	12.5
		72RHB7830RS6	1108	1501	77.75	30	29.5	60.75	103	12.5
		72RHB7836LS6	1206	1621	77.75	36	29.5	57.75	116	14
		72RHB7836RS6	1206	1621	77.75	36	29.5	57.75	116	14
		72RHB8430LS6	1206	1621	83.75	30	29.5	66.75	121	13
		72RHB8430RS6	1206	1621	83.75	30	29.5	66.75	121	13
		72RHB8436LS6	1314	1796	83.75	36	29.5	63.75	135	15
		72RHB8436RS6	1314	1796	83.75	36	29.5	66.75	135	15
	Bullet Return with Square Laminate Leg and 1/2 Height Floating Laminate Modesty Panel	72RHB4830LV26S6	874	1121	47.75	30	29.5	30	66	9
		72RHB4830RV26S6	874	1121	47.75	30	29.5	30	66	9
		72RHB5430LV26S6	908	1182	53.75	30	29.5	36	72	9.75
		72RHB5430RV26S6	908	1182	53.75	30	29.5	36	72	9.75
		72RHB6030LV26S6	908	1182	59.75	30	29.5	42	108	11
		72RHB6030RV26S6	948	1234	59.75	30	29.5	42	108	11
		72RHB6630LV26S6	948	1234	65.75	30	29.5	48	115	12
		72RHB6630RV26S6	989	1302	65.75	30	29.5	48	115	12
		72RHB7230LV26S6	989	1302	65.75	30	29.5	48	115	12
		72RHB7230RV26S6	1050	1361	71.75	30	29.5	54	122	13
		72RHB7230RV26S6	1050	1361	71.75	30	29.5	54	122	13
		72RHB7830LV26S6	1110	1457	77.75	30	29.5	60	129	14
		72RHB7830RV26S6*	1110	1457	77.75	30	29.5	60	129	14
		72RHB8430LV26S6	1296	1705	83.75	30	29.5	66	136	15
		72RHB8430RV26S6	1296	1705	83.75	30	29.5	66	136	15

## ORDERING NOTES:

All Returns with a "S6" at the end of the model number are available with a 4" diameter metal leg, please replace "S6" with a "D8" to the existing model number ie: 72RHB6630LD8. All returns with a "S6" at the end of the model number are available with a Panel Leg, please replace "S6" with "P6" in the model number ie: 72RH6630LP6. If ordering a pencil drawer for a curvilinear return please see page 691 for details.

## DIMENSION KEY

W - width  
D - depth  
H - height

Dimensions are in inches and approximate. Contact Customer Service if dimensions are critical.

## CODE DESCRIPTION

L - left hand pedestal position  
R - right hand pedestal position  
S6 - square Laminate leg  
X26 - 1/2 height fixed Laminate modesty panel  
X46 - full height Laminate modesty panel  
D - 2 file drawer  
F - 2 box, 1 file drawer  
V26 - 1/2 height floating Laminate modesty panel  
V29 - 1/2 height floating acrylic modesty panel  
Updated February 2024

## STANDARD LAMINATES


For a complete list of standard Laminates please see page 446.


## GROMMETS

One grommet in standard position is optional at no charge. See page 494 for more power management information.



# ARTEMIS LAMINATE | RETURNS

Description	Model	Laminate Top/Polymer Edge	HPL Top/Polymer Edge	W	D	H	KW	Shipping Weight	Cubic Feet	
	Bullet Return with Square Laminate Leg and 1/2 Height Fixed Laminate Modesty Panel	72RHB4836LX26S6	944	1242	47.75	36	29.5	27	71	36.5
	72RHB4836RX26S6	944	1242	47.75	36	29.5	27	71	36.5	
	72RHB5436LX26S6	977	1282	53.75	36	29.5	33	78	40.5	
	72RHB5436RX26S6	977	1282	53.75	36	29.5	33	78	40.5	
	72RHB6036LX26S6	1010	1327	59.75	36	29.5	39	117	46	
	72RHB6036RX26S6	1010	1327	59.75	36	29.5	39	117	46	
	72RHB6636LX26S6	1080	1418	65.75	36	29.5	45	125	50	
	72RHB6636RX26S6	1080	1418	65.75	36	29.5	45	125	50	
	72RHB7236LX26S6*	1123	1476	71.75	36	29.5	51	133	54.75	
	72RHB7236RX26S6	1123	1476	71.75	36	29.5	51	133	54.75	
	72RHB7836LX26S6	1234	1621	77.75	36	29.5	57	141	57	
	72RHB7836RX26S6	1234	1621	77.75	36	29.5	57	141	57	
	72RHB8436LX26S6	1354	1782	83.75	36	29.5	63	150	63	
	72RHB8436RX26S6	1354	1782	83.75	36	29.5	63	150	63	

	Bullet Return with Square Laminate Leg & 1/2 Height Floating Acrylic Modesty Panel	72RHB4830LV29S6	1195	1456	47.75	30	29.5	30	60	9
	72RHB4830RV29S6	1195	1456	47.75	30	29.5	30	60	10.5	
	72RHB4836LV29S6	1274	1570	47.75	36	29.5	27	66	10.5	
	72RHB4836RV29S6	1274	1570	47.75	36	29.5	27	66	10.5	
	72RHB5430LV29S6	1223	1505	53.75	30	29.5	36	65	9.75	
	72RHB5430RV29S6	1223	1505	53.75	30	29.5	36	65	11.5	
	72RHB5436LV29S6	1303	1604	53.75	36	29.5	33	72	11.5	
	72RHB5436RV29S6	1303	1604	53.75	36	29.5	33	72	11.5	
	72RHB6030LV29S6	1281	1582	59.75	30	29.5	42	87	10.5	
	72RHB6030RV29S6	1281	1582	59.75	30	29.5	42	87	10.5	
	72RHB6036LV29S6	1344	1653	59.75	36	29.5	39	94	12	
	72RHB6036RV29S6	1344	1653	59.75	36	29.5	39	94	12	
	72RHB6630LV29S6	1305	1606	65.75	30	29.5	48	93	11.5	
	72RHB6630RV29S6	1305	1606	65.75	30	29.5	48	93	11.5	
	72RHB6636LV29S6*	1381	1758	65.75	36	29.5	45	100	13	
	72RHB6636RV29S6	1381	1758	65.75	36	29.5	45	100	13	
	72RHB7230LV29S6	1626	2004	71.75	30	29.5	54	99	12	
	72RHB7230RV29S6	1626	2004	71.75	30	29.5	54	99	12	
	72RHB7236LV29S6	1693	2082	71.75	36	29.5	51	107	14	
	72RHB7236RV29S6	1693	2082	71.75	36	29.5	51	107	14	
	72RHB7830LV29S6	1687	2078	77.75	30	29.5	60	104	13	
	72RHB7830RV29S6	1687	2078	77.75	30	29.5	60	104	13	
	72RHB7836LV29S6	1791	2206	77.75	36	29.5	57	114	15	
	72RHB7836RV29S6	1791	2206	77.75	36	29.5	57	114	15	
72RHB8430LV29S6	1750	2154	83.75	30	29.5	66	110	14		
72RHB8430RV29S6	1750	2154	83.75	30	29.5	66	110	14		
72RHB8436LV29S6	1905	2344	83.75	36	29.5	63	120	16		
72RHB8436RV29S6	1905	2344	83.75	36	29.5	63	120	16		

## ORDERING NOTES:

All Returns with a "S6" at the end of the model number are available with a 4" diameter metal leg, please replace "S6" with a "D8" to the existing model number ie: 72RHB6630LD8. All returns with a "S6" at the end of the model number are available with a Panel Leg, please replace "S6" with "P6" in the model number ie: 72RH6630LP6.

## ORDERING PROCEDURE

To order, please specify the following:

- 1) Krug product model number
- 2) Laminates, see page 446
- 3) Edge detail- I,H, L or P, see page 448
- 4) Pull style, see page 449
- 5) Grommet location if applicable

\*Indicates model illustrated by line drawing.

## CODE DESCRIPTION

L - left hand pedestal position  
 R - right hand pedestal position  
 S6 - square Laminate leg  
 X26 - 1/2 height fixed Laminate modesty panel  
 X46 - full height Laminate modesty panel  
 D - 2 file drawer  
 F - 2 box, 1 file drawer  
 V26 - 1/2 height floating Laminate modesty panel  
 V29 - 1/2 height floating acrylic modesty panel  
 M - metal legs

## STANDARD LAMINATES

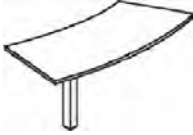
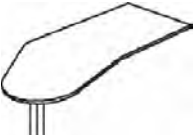
For a complete list of standard laminates please see page 446.

## GROMMETS

One grommet in standard position is optional at no charge. See page 494 for more power management information.



# ARTEMIS LAMINATE | RETURNS

Description	Model	Laminate Top/Polymer Edge	HPL Top/Polymer Edge	W	D	H	Shipping Weight	Cubic Feet	
	Crescent Return with Square Laminate Leg	72RHC4830LS6	907	1259	47.75	39	29.5	54	8
	72RHC4830RS6	907	1259	47.75	39	29.5	54	8	
	72RHC5430LS6	949	1318	53.75	39	29.5	59	9	
	72RHC5430RS6	949	1318	53.75	39	29.5	59	9	
	72RHC6030LS6	1008	1398	59.75	42	29.5	64	10	
	72RHC6030RS6	1008	1398	59.75	42	29.5	64	10	
	72RHC6630LS6	1080	1496	65.75	42	29.5	69	10.5	
	72RHC6630RS6	1080	1496	65.75	42	29.5	69	10.5	
	72RHC7230LS6	1155	1678	71.75	45	29.5	86	11.5	
	72RHC7230RS6*	1155	1678	71.75	45	29.5	86	11.5	
	72RHC7830LS6	1397	1937	71.75	45	29.5	92	12.5	
	72RHC7830RS6	1397	1937	71.75	45	29.5	92	12.5	
	72RHC8430LS6	1522	2113	83.75	48.75	29.5	95	13	
	72RHC8430RS6	1522	2113	83.75	48.75	29.5	95	13	
		J Return with Square Laminate Leg	72RHJ4833LS6*	925	1216	33	47.75	29.5	128
72RHJ4833RS6		925	1216	33	47.75	29.5	128	11.5	
72RHJ5433LS6		967	1291	33	53.75	29.5	128	11.5	
72RHJ5433RS6		967	1291	33	53.75	29.5	128	11.5	
72RHJ6033LS6		1002	1356	33	59.75	29.5	128	11.5	
72RHJ6033RS6		1002	1356	33	59.75	29.5	128	11.5	
72RHJ6633LS6		1040	1424	33	65.75	29.5	128	11.5	
72RHJ6633RS6		1040	1424	33	65.75	29.5	128	11.5	
72RHJ7233LS6		1082	1478	33	71.75	29.5	135	12.5	
72RHJ7233RS6		1082	1478	33	71.75	29.5	135	12.5	
72RHJ7833LS6		1313	1782	33	77.75	29.5	139	13.5	
72RHJ7833RS6		1313	1782	33	77.75	29.5	139	13.5	
72RHJ8433LS6		1429	1939	33	83.75	29.5	144	14	
72RHJ8433RS6		1429	1939	33	83.75	29.5	144	14	

## ORDERING NOTES:

All Returns with a "S6" at the end of the model number are available with a 4" diameter metal leg, please replace "S6" with a "D8" to the existing model number ie: 72RHB6630LD8. All returns with a "S6" at the end of the model number are available with a Panel Leg, please replace "S6" with "P6" in the model number ie: 72RH6630LP6.

### DIMENSION KEY

W - width  
D - depth  
H - height

Dimensions are in inches and approximate. Contact Customer Service if dimensions are critical.

### CODE DESCRIPTION

L - left hand pedestal position  
R - right hand pedestal position  
S6 - square Laminate leg  
X26 - 1/2 height fixed Laminate modesty panel  
X46 - full height Laminate modesty panel  
D - 2 file drawer  
F - 2 box, 1 file drawer  
V26 - 1/2 height floating Laminate modesty panel  
V29 - 1/2 height floating acrylic modesty panel  
M - metal legs

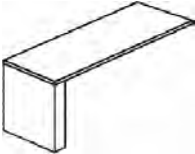
### STANDARD LAMINATES

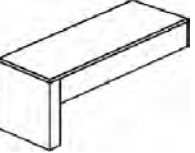
For a complete list of standard Laminates please see page 446.

### GROMMETS

One grommet in standard position is optional at no charge. See page 494 for more power management information.

# ARTEMIS LAMINATE | RETURNS

Description	Model	Laminate Top/Polymer Edge	HPL Top/Polymer Edge	W	D	H	KW	Shipping Weight	Cubic Feet
Rectangular Desk	72RHDR4830L	982	1237	47.75	30	29.5	43.75	91	36.5
Return with 4" Gable and no Modesty Panel	72RHDR4830R	982	1237	47.75	30	29.5	43.75	91	36.5
	72RHDR4836L	1052	1349	47.75	36	29.5	43.75	96	36.5
	72RHDR4836R	1052	1349	47.75	36	29.5	43.75	96	36.5
	72RHDR5430L	1029	1309	53.75	30	29.5	49.75	99	40.5
	72RHDR5430R	1029	1309	53.75	30	29.5	49.75	99	40.5
	72RHDR5436L	1094	1404	53.75	36	29.5	49.75	104	40.5
	72RHDR5436R	1094	1404	53.75	36	29.5	49.75	104	40.5
	72RHDR6030L	1191	1503	59.75	30	29.5	55.75	106	44.5
	72RHDR6030R	1191	1503	59.75	30	29.5	55.75	106	44.5
	72RHDR6036L	1260	1617	59.75	36	29.5	55.75	111	44.5
	72RHDR6036R	1260	1617	59.75	36	29.5	55.75	111	44.5
	72RHDR6630L	1236	1586	65.75	30	29.5	61.75	112	49
	72RHDR6630R	1236	1586	65.75	30	29.5	61.75	112	49
	72RHDR6636L	1303	1672	65.75	36	29.5	61.75	117	50
	72RHDR6636R	1303	1672	65.75	36	29.5	61.75	117	50
	72RHDR7230L*	1275	1636	71.75	30	29.5	67.75	119	53
	72RHDR7230R	1275	1636	71.75	30	29.5	67.75	119	53
	72RHDR7236L	1520	1948	71.75	36	29.5	67.75	124	54.75
	72RHDR7236R	1520	1948	71.75	36	29.5	67.75	124	54.75
	72RHDR7830L	1373	1760	77.75	30	29.5	73.75	126	57
	72RHDR7830R	1373	1760	77.75	30	29.5	73.75	126	57
	72RHDR7836L	1612	2068	77.75	36	29.5	73.75	131	57
	72RHDR7836R	1612	2068	77.75	36	29.5	73.75	131	57
	72RHDR8430L	1468	1882	83.75	30	29.5	79.75	132	61
	72RHDR8430R	1468	1882	83.75	30	29.5	79.75	132	61
	72RHDR8436L	1705	2187	83.75	36	29.5	79.75	137	63
	72RHDR8436R	1705	2187	83.75	36	29.5	79.75	137	63

Rectangular Desk	72RHDR4830LX26	1108	1375	47.75	30	29.5	43.75	106	36.5
Return with 4" Gable and 1/2 Height Fixed Laminate Modesty Panel	72RHDR4830RX26	1108	1375	47.75	30	29.5	43.75	106	36.5
	72RHDR4836LX26	1175	1481	47.75	36	29.5	43.75	112	36.5
	72RHDR4836RX26	1175	1481	47.75	36	29.5	43.75	112	36.5
	72RHDR5430LX26	1149	1440	53.75	30	29.5	49.75	114	40.5
	72RHDR5430RX26	1149	1440	53.75	30	29.5	49.75	114	40.5
	72RHDR5436LX26	1215	1533	53.75	36	29.5	49.75	120	40.5
	72RHDR5436RX26	1215	1533	53.75	36	29.5	49.75	120	40.5
	72RHDR6030LX26	1195	1509	59.75	30	29.5	55.75	122	44.5
	72RHDR6030RX26	1195	1509	59.75	30	29.5	55.75	122	44.5
	72RHDR6036LX26	1263	1594	59.75	36	29.5	55.75	128	44.5
	72RHDR6036RX26	1263	1594	59.75	36	29.5	55.75	128	44.5
	72RHDR6630LX26	1236	1559	65.75	30	29.5	61.75	130	49
	72RHDR6630RX26	1236	1559	65.75	30	29.5	61.75	130	49
	72RHDR6636LX26	1303	1644	65.75	36	29.5	61.75	136	50
	72RHDR6636RX26*	1303	1644	65.75	36	29.5	61.75	136	50

## ORDERING PROCEDURE

To order, please specify the following:

- 1) Krug product model number
- 2) Laminates, see page 446
- 3) Edge detail- I,H, L or P, see page 448
- 4) Pull style, see page 449
- 5) Grommet location if applicable

\*Indicates model illustrated by line drawing.

## CODE DESCRIPTION

L - left hand pedestal position  
 R - right hand pedestal position  
 S6 - square Laminate leg  
 X26 - 1/2 height fixed Laminate modesty panel  
 X46 - full height Laminate modesty panel  
 D - 2 file drawer  
 F - 2 box, 1 file drawer  
 V26 - 1/2 height floating Laminate modesty panel  
 V29 - 1/2 height floating acrylic modesty panel  
 M - metal legs

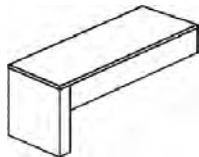
## STANDARD LAMINATES

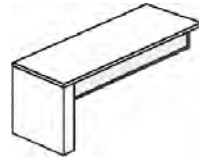
For a complete list of standard Laminates please see page 446.

## GROMMETS

One grommet in standard position is optional at no charge. See page 494 for more power management information.

# ARTEMIS LAMINATE | RETURNS

Description	Model	Laminate Top/Polymer Edge	HPL Top/Polymer Edge	W	D	H		Shipping Weight	Cubic Feet	
	Rectangular Desk	72RHDR7230LX26	1275	1610	71.75	30	29.5	67.75	138	53
	Return with 4" Gable	72RHDR7230RX26	1275	1610	71.75	30	29.5	67.75	138	53
	and 1/2 Height Fixed	72RHDR7236LX26	1396	1759	71.75	36	29.5	67.75	144	54.75
	Laminate Modesty	72RHDR7236RX26	1396	1759	71.75	36	29.5	67.75	144	54.75
	Panel	72RHDR7830LX26	1373	1732	77.75	30	29.5	73.75	148	57
		72RHDR7830RX26	1373	1732	77.75	30	29.5	73.75	148	57
		72RHDR7836LX26	1489	1879	77.75	36	29.5	73.75	152	57
		72RHDR7836RX26	1489	1879	77.75	36	29.5	73.75	152	57
		72RHDR8430LX26	1460	1845	83.75	30	29.5	79.75	154	61
		72RHDR8430RX26	1460	1845	83.75	30	29.5	79.75	154	61
		72RHDR8436LX26	1581	1994	83.75	36	29.5	79.75	160	63
		72RHDR8436RX26	1581	1994	83.75	36	29.5	79.75	160	63

	Rectangular Desk	72RHDR4830LV29	1287	1557	47.75	30	29.5	43.75	105	36.5
	Return with 4" Gable	72RHDR4830RV29	1287	1557	47.75	30	29.5	43.75	105	36.5
	and 1/2 Height	72RHDR4836LV29	1354	1639	47.75	36	29.5	43.75	111	36.5
	Floating Acrylic	72RHDR4836RV29	1354	1639	47.75	36	29.5	43.75	111	36.5
	Modesty Panel	72RHDR5430LV29	1326	1606	53.75	30	29.5	49.75	113	40.5
		72RHDR5430RV29	1326	1606	53.75	30	29.5	49.75	113	40.5
		72RHDR5436LV29	1400	1692	53.75	36	29.5	49.75	119	40.5
		72RHDR5436RV29	1400	1692	53.75	36	29.5	49.75	119	40.5
		72RHDR6030LV29	1499	1813	59.75	30	29.5	55.75	120	44.5
		72RHDR6030RV29	1499	1813	59.75	30	29.5	55.75	120	44.5
		72RHDR6036LV29	1565	1892	59.75	36	29.5	55.75	126	44.5
		72RHDR6036RV29	1565	1892	59.75	36	29.5	55.75	126	44.5
		72RHDR6630LV29	1539	1860	65.75	30	29.5	61.75	127	49
		72RHDR6630RV29	1539	1860	65.75	30	29.5	61.75	127	49
		72RHDR6636LV29	1610	1947	65.75	36	29.5	61.75	132	50
		72RHDR6636RV29*	1610	1947	65.75	36	29.5	61.75	132	50
		72RHDR7230LV29	1582	1914	71.75	30	29.5	67.75	133	53
		72RHDR7230RV29	1582	1914	71.75	30	29.5	67.75	133	53
		72RHDR7236LV29	1962	2375	71.75	36	29.5	67.75	139	54.75
		72RHDR7236RV29	1962	2375	71.75	36	29.5	67.75	139	54.75
		72RHDR7830LV29	1812	2191	77.75	30	29.5	73.75	141	57
		72RHDR7830RV29	1812	2191	77.75	30	29.5	73.75	141	57
		72RHDR7836LV29	2047	2476	77.75	36	29.5	73.75	139	57
		72RHDR7836RV29	2047	2476	77.75	36	29.5	73.75	139	57
		72RHDR8430LV29	1898	2298	83.75	30	29.5	79.75	146	61
		72RHDR8430RV29	1898	2298	83.75	30	29.5	79.75	146	61
		72RHDR8436LV29	2133	2580	83.75	36	29.5	79.75	152	63
		72RHDR8436RV29	2133	2580	83.75	36	29.5	79.75	152	63

## DIMENSION KEY

W - width  
D - depth  
H - height

Dimensions are in inches and approximate. Contact Customer Service if dimensions are critical.

## CODE DESCRIPTION

L - left hand pedestal position  
R - right hand pedestal position  
S6 - square Laminate leg  
X26 - 1/2 height fixed Laminate modesty panel  
X46 - full height Laminate modesty panel  
D - 2 file drawer  
F - 2 box, 1 file drawer  
V26 - 1/2 height floating Laminate modesty panel  
V29 - 1/2 height floating acrylic modesty panel  
M - metal legs

Updated February 2024

## STANDARD LAMINATES

For a complete list of standard Laminates please see page 446.

## GROMMETS

One grommet in standard position is optional at no charge. See page 494 for more power management information.

# ARTEMIS LAMINATE | RETURNS

Description	Model	Laminate Top/Polymer Edge	HPL Top/Polymer Edge	W	D	H	KW	Shipping Weight	Cubic Feet
Rectangular Desk Return with 2"	72RHDR4830LM	864	1119	47.75	30	29.5	45.75	58	8
Square Metal Legs and no Modesty Panel	72RHDR4830RM	864	1119	47.75	30	29.5	45.75	58	8
	72RHDR4836LM	935	1225	47.75	36	29.5	45.75	66	10
	72RHDR4836RM	935	1225	47.75	36	29.5	45.75	66	10
	72RHDR5430LM	907	1181	53.75	30	29.5	51.75	63	8.5
	72RHDR5430RM	907	1181	53.75	30	29.5	51.75	63	8.5
	72RHDR5436LM	976	1281	53.75	36	29.5	51.75	71	10.75
	72RHDR5436RM	976	1281	53.75	36	29.5	51.75	71	10.75
	72RHDR6030LM	1075	1414	59.75	30	29.5	57.75	72	9
	72RHDR6030RM	1075	1414	59.75	30	29.5	57.75	72	9
	72RHDR6036LM	1142	1501	59.75	36	29.5	57.75	81	11.5
	72RHDR6036RM	1142	1501	59.75	36	29.5	57.75	81	11.5
	72RHDR6630LM	1116	1454	65.75	30	29.5	63.75	76	10
	72RHDR6630RM	1116	1454	65.75	30	29.5	63.75	76	10
	72RHDR6636LM	1184	1401	65.75	36	29.5	63.75	93	12.5
	72RHDR6636RM*	1184	1401	65.75	36	29.5	63.75	93	12.5
	72RHDR7230LM	1164	1527	71.75	30	29.5	69.75	81	10.75
	72RHDR7230RM	1164	1527	71.75	30	29.5	69.75	81	10.75
	72RHDR7236LM	1358	1785	71.75	36	29.5	69.75	100	13.5
	72RHDR7236RM	1358	1785	71.75	36	29.5	69.75	100	13.5
	72RHDR7830LM	1329	1581	77.75	30	29.5	75.75	86	11.5
	72RHDR7830RM	1329	1581	77.75	30	29.5	75.75	86	11.5
	72RHDR7836LM	1405	1848	77.75	36	29.5	75.75	106	14
	72RHDR7836RM	1405	1848	77.75	36	29.5	75.75	106	14
	72RHDR8430LM	1385	1646	83.75	30	29.5	81.75	91	13
	72RHDR8430RM	1385	1646	83.75	30	29.5	81.75	91	13
	72RHDR8436LM	1468	1929	83.75	36	29.5	81.75	113	15
	72RHDR8436RM	1468	1929	83.75	36	29.5	81.75	113	15



### ORDERING NOTES:

If ordering a pencil drawer or keyboard for any table desk/rectangular return desk, please see page 691 for details.

Rectangular Desk Return with 2" Square Metal Leg and 1/2 Height Floating Acrylic Modesty Panel	72RHDR4830LV29M	1268	1534	47.75	30	29.5	45.75	63	8
	72RHDR4830RV29M	1268	1534	47.75	30	29.5	45.75	63	8
	72RHDR4836LV29M	1335	1626	47.75	36	29.5	45.75	70	10
	72RHDR4836RV29M	1335	1626	47.75	36	29.5	45.75	70	10
	72RHDR5430LV29M	1314	1604	53.75	30	29.5	51.75	68	8.5
	72RHDR5430RV29M	1314	1604	53.75	30	29.5	51.75	68	8.5
	72RHDR5436LV29M	1376	1679	53.75	36	29.5	51.75	76	10.75
	72RHDR5436RV29M	1376	1679	53.75	36	29.5	51.75	76	10.75
	72RHDR6030LV29M	1476	1802	59.75	30	29.5	57.75	78	9
	72RHDR6030RV29M	1476	1802	59.75	30	29.5	57.75	78	9
	72RHDR6036LV29M	1547	1887	59.75	36	29.5	57.75	87	11.5
	72RHDR6036RV29M	1547	1887	59.75	36	29.5	57.75	87	11.5
	72RHDR6630LV29M	1521	1854	59.75	30	29.5	63.75	83	10
	72RHDR6630RV29M	1521	1854	59.75	30	29.5	63.75	83	10
	72RHDR6636LV29M	1592	1942	65.75	36	29.5	63.75	108	13
	72RHDR6636RV29M*	1592	1942	65.75	36	29.5	63.75	108	13



### ORDERING PROCEDURE

To order, please specify the following:

- 1) Krug product model number
- 2) Laminate, see page 26
- 3) Edge detail- I,H, L or P, see page 448
- 4) Pull style, see page 449
- 5) Grommet location if applicable

\*Indicates model illustrated by line drawing.

### CODE DESCRIPTION

L - left hand pedestal position  
 R - right hand pedestal position  
 S6 - square Laminate leg  
 X26 - 1/2 height fixed Laminate modesty panel  
 X46 - full height Laminate modesty panel  
 D - 2 file drawer  
 F - 2 box, 1 file drawer  
 V26 - 1/2 height floating Laminate modesty panel  
 V29 - 1/2 height floating acrylic modesty panel  
 M - metal legs


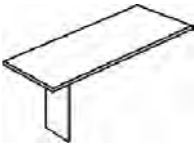
### STANDARD LAMINATES

For a complete list of standard Laminates please see page 446.

### GROMMETS

One grommet in standard position is optional at no charge. See page 494 for more power management information.

# ARTEMIS LAMINATE | RETURNS

Description	Model	Laminate Top/Polymer Edge	HPL Top/Polymer Edge	W	D	H	KW	Shipping Weight	Cubic Feet
	72RHDR7230LV29M	1567	1910	71.75	30	29.5	69.75	89	10.75
	72RHDR7230RV29M	1567	1910	71.75	30	29.5	69.75	89	10.75
	72RHDR7236LV29M	1916	2338	71.75	36	29.5	69.75	115	14
	72RHDR7236RV29M	1916	2338	71.75	36	29.5	69.75	115	14
	72RHDR7830LV29M	1769	2157	77.75	30	29.5	75.75	94	11.5
	72RHDR7830RV29M	1769	2157	77.75	30	29.5	75.75	94	11.5
	72RHDR7836LV29M	1968	2404	77.75	36	29.5	75.75	115	15
	72RHDR7836RV29M	1968	2404	77.75	36	29.5	75.75	115	15
	72RHDR8430LV29M	1818	2218	83.75	30	29.5	81.75	100	13
	72RHDR8430RV29M	1818	2218	83.75	30	29.5	81.75	100	13
	72RHDR8436LV29M	2030	2476	83.75	36	29.5	81.75	128	16
	72RHDR8436RV29M	2030	2476	83.75	36	29.5	81.75	128	16
		72RHDR4830LP6	723	963	47.75	30	29.5	27.75	56
72RHDR4830RP6		723	963	47.75	30	29.5	27.75	56	8.5
72RHDR4836LP6		787	1078	47.75	36	29.5	27.75	64	12
72RHDR4836RP6		787	1078	47.75	36	29.5	27.75	64	12
72RHDR5430LP6		761	1032	53.75	30	29.5	33.75	61	9
72RHDR5430RP6		761	1032	53.75	30	29.5	33.75	61	9
72RHDR5436LP6		828	1150	53.75	36	29.5	33.75	69	13
72RHDR5436RP6		828	1150	53.75	36	29.5	33.75	69	13
72RHDR6030LP6		806	1100	59.75	30	29.5	39.75	65	10
72RHDR6030RP6		806	1100	59.75	30	29.5	39.75	65	10
72RHDR6036LP6		874	1221	59.75	36	29.5	39.75	75	13.75
72RHDR6036RP6		874	1221	59.75	36	29.5	39.75	75	13.75
72RHDR6630LP6		847	1175	65.75	30	29.5	45.75	70	10.75
72RHDR6630RP6		847	1175	65.75	30	29.5	45.75	70	10.75
72RHDR6636LP6*		912	1293	65.75	36	29.5	45.75	93	14
72RHDR6636RP6		912	1293	65.75	36	29.5	45.75	93	14
72RHDR7230LP6		1036	1393	71.75	30	29.5	51.75	79	11.5
72RHDR7230RP6		1036	1393	71.75	30	29.5	51.75	79	11.5
72RHDR7236LP6		1110	1542	71.75	36	29.5	51.75	100	15
72RHDR7236RP6		1110	1542	71.75	36	29.5	51.75	100	15
72RHDR7830LP6		1098	1491	77.75	30	29.5	57.75	84	13
72RHDR7830RP6		1098	1491	77.75	30	29.5	57.75	84	13
72RHDR7836LP6		1181	1640	77.75	36	29.5	57.75	106	16
72RHDR7836RP6		1181	1640	77.75	36	29.5	57.75	106	16
72RHDR8430LP6		1171	1589	83.75	30	29.5	63.75	89	14.5
72RHDR8430RP6		1171	1589	83.75	30	29.5	63.75	89	14.5
72RHDR8436LP6		1250	1749	83.75	36	29.5	63.75	113	17
72RHDR8436RP6		1250	1749	83.75	36	29.5	63.75	113	17

## DIMENSION KEY

W - width  
D - depth  
H - height

Dimensions are in inches and approximate. Contact Customer Service if dimensions are critical.

## CODE DESCRIPTION

L - left hand pedestal position  
R - right hand pedestal position  
S6 - square Laminate leg  
X26 - 1/2 height fixed Laminate modesty panel  
X46 - full height Laminate modesty panel  
D - 2 file drawer  
F - 2 box, 1 file drawer  
V26 - 1/2 height floating Laminate modesty panel  
V29 - 1/2 height floating acrylic modesty panel  
M - metal legs

Updated February 2024

## STANDARD LAMINATES


For a complete list of standard Laminates please see page 446.

## GROMMETS

One grommet in standard position is optional at no charge. See page 494 for more power management information.



# ARTEMIS LAMINATE | RETURNS

Description	Model	Laminate Top/Polymer Edge	HPL Top/Polymer Edge	W	D	H	KW	Shipping Weight	Cubic Feet
	72RHDR4830LV29P6	1141	1403	47.75	30	29.5	30.75	59	8.5
	72RHDR4830RV29P6	1141	1403	47.75	30	29.5	30.75	59	8.5
	72RHDR4836LV29P6	1213	1519	47.75	36	29.5	27.75	67	12
	72RHDR4836RV29P6	1213	1519	47.75	36	29.5	27.75	67	12
	72RHDR5430LV29P6	1184	1471	53.75	30	29.5	36.75	65	9
	72RHDR5430RV29P6	1184	1471	53.75	30	29.5	36.75	65	9
	72RHDR5436LV29P6	1254	1570	53.75	36	29.5	33.75	73	13
	72RHDR5436RV29P6	1254	1570	53.75	36	29.5	33.75	73	13
	72RHDR6030LV29P6	1227	1540	59.75	30	29.5	42.75	70	10
	72RHDR6030RV29P6	1227	1540	59.75	30	29.5	42.75	70	10
	72RHDR6036LV29P6	1305	1634	59.75	36	29.5	39.75	80	13.75
	72RHDR6036RV29P6	1305	1634	59.75	36	29.5	39.75	80	13.75
	72RHDR6630LV29P6	1284	1607	65.75	30	29.5	48.75	76	10.75
	72RHDR6630RV29P6	1284	1607	65.75	30	29.5	48.75	76	10.75
	72RHDR6636LV29P6	1347	1685	65.75	36	29.5	45.75	108	14.5
	72RHDR6636RV29P6	1347	1685	65.75	36	29.5	45.75	108	14.5
	72RHDR7230LV29P6*	1323	1655	71.75	30	29.5	54.75	86	11.5
	72RHDR7230RV29P6	1323	1655	71.75	30	29.5	54.75	86	11.5
	72RHDR7236LV29P6	1562	1954	71.75	36	29.5	51.75	115	15.75
	72RHDR7236RV29P6	1562	1954	71.75	36	29.5	51.75	115	15.75
72RHDR7830LV29P6	1533	1917	77.75	30	29.5	60.75	91	13	
72RHDR7830RV29P6	1533	1917	77.75	30	29.5	60.75	91	13	
72RHDR7836LV29P6	1756	2198	77.75	36	29.5	57.75	121	16.75	
72RHDR7836RV29P6	1756	2198	77.75	36	29.5	57.75	121	16.75	
72RHDR8430LV29P6	1743	2180	83.75	30	29.5	66.75	96	14.5	
72RHDR8430RV29P6	1743	2180	83.75	30	29.5	66.75	96	14.5	
72RHDR8436LV29P6	1837	2299	83.75	36	29.5	63.75	128	17.75	
72RHDR8436RV29P6	1837	2299	83.75	36	29.5	63.75	128	17.75	

## ORDERING PROCEDURE

To order, please specify the following:

- 1) Krug product model number
- 2) Laminate, see page 446
- 3) Edge detail- I,H, L or P, see page 448
- 4) Pull style, see page 449
- 5) Grommet location if applicable

\*Indicates model illustrated by line drawing.

## CODE DESCRIPTION

- L - left hand pedestal position
- R - right hand pedestal position
- S6 - square Laminate leg
- X26 - 1/2 height fixed Laminate modesty panel
- X46 - full height Laminate modesty panel
- D - 2 file drawer
- F - 2 box, 1 file drawer
- V26 - 1/2 height floating Laminate modesty panel
- V29 - 1/2 height floating acrylic modesty panel
- M - metal legs

## STANDARD LAMINATES


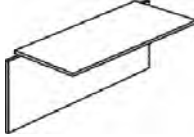
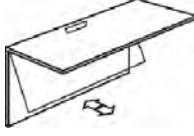
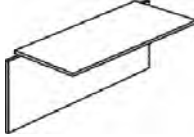
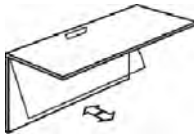
For a complete list of standard Laminates please see page 446.

## GROMMETS

One grommet in standard position is optional at no charge. See page 494 for more power management information.



# ARTEMIS LAMINATE | LINKING UNITS

Description	Model	Laminate Top/Polymer Edge	HPL Top/Polymer Edge	W	D	H	Shipping Weight	Cubic Feet
 Linking Tops	72LU3620H	307	425	36	20	-	15	1.5
	72LU3624H	328	471	36	24	-	16	1.75
	72LU4220H*	327	465	42	20	-	20	1.5
	72LU4224H	347	506	42	24	-	24	2
	72LU4820H	369	522	48	20	-	29	1.75
	72LU4824H	391	575	48	24	-	36	2
 Linking Unit with Fixed Laminate Modesty Panel	72LU3620HX46	490	601	36	20	29.5	59	3
	72LU3624HX46	527	649	36	24	29.5	64	3
	72LU4220HX46*	539	660	42	20	29.5	67	3.75
	72LU4224HX46	621	764	42	24	29.5	72	3.75
	72LU4820HX46	598	737	48	20	29.5	78	4
	72LU4824HX46	712	876	48	24	29.5	80	4
 Linking Unit with Hinged Laminate Modesty Panel	72LUY3620H	539	651	36	20	29.5	59	3
	72LUY3624H	582	702	36	24	29.5	64	3
	72LUY4220H	591	713	42	20	29.5	67	3.5
	72LUY4224H*	679	816	42	24	29.5	72	3.5
	72LUY4820H	654	792	48	20	29.5	78	4
	72LUY4824H	775	939	48	24	29.5	80	4
 Linking Unit for Table Desks with Fixed Laminate Modesty Panel	72LUTD3620HLX46	490	601	36	20	29.5	59	3
	72LUTD3620HRX46	490	601	36	20	29.5	59	3
	72LUTD3624HLX46	527	649	36	24	29.5	64	3
	72LUTD3624HRX46	527	649	36	24	29.5	64	3
	72LUTD4220HLX46	539	660	42	20	29.5	67	3.75
	72LUTD4220HRX46	539	660	42	20	29.5	67	3.75
	72LUTD4224HLX46	621	764	42	24	29.5	72	3.75
	72LUTD4224HRX46	621	764	42	24	29.5	72	3.75
	72LUTD4820HLX46	598	737	48	20	29.5	78	4
	72LUTD4820HRX46	598	737	48	20	29.5	78	4
	72LUTD4824HLX46	712	876	48	24	29.5	80	4
	72LUTD4824HRX46	712	876	48	24	29.5	80	4
 Linking Unit for Table Desks with Hinged Laminate Modesty Panel	72LUYTD3620HL	539	660	36	20	29.5	59	3
	72LUYTD3620HR	539	660	36	20	29.5	59	3
	72LUYTD3624HL	582	702	36	24	29.5	64	3
	72LUYTD3624HR	582	702	36	24	29.5	64	3
	72LUYTD4220HL	591	727	42	20	29.5	67	3.75
	72LUYTD4220HR	591	727	42	20	29.5	67	3.75
	72LUYTD4224HL	679	816	42	24	29.5	72	3.75
	72LUYTD4224HR	679	816	42	24	29.5	72	3.75
	72LUYTD4820HL	654	806	48	20	29.5	78	4
	72LUYTD4820HR	654	806	48	20	29.5	78	4
	72LUYTD4824HL	775	939	48	24	29.5	80	4
	72LUYTD4824HR	775	939	48	24	29.5	80	4

## ORDERING NOTES:

### DIMENSION KEY

W - width  
D - depth  
H - height

Dimensions are in inches and approximate. Contact Customer Service if dimensions are critical.

### CODE DESCRIPTION

X46 - full height wood modesty panel  
Y - Laminate hinged modesty panel  
H - desk height

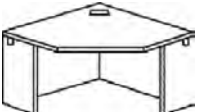
### STANDARD LAMINATES

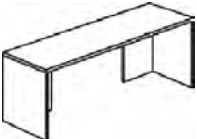
For a complete list of standard Laminates please see page 446.

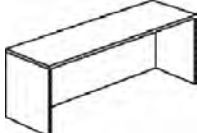
### GROMMETS

One grommet in standard position is optional at no charge. See page 494 for more power management information.

# ARTEMIS LAMINATE | LINKING TOPS, UNITS & CORNER UNITS

Description	Model	Laminate Top/Polymer Edge	HPL Top/Polymer Edge	W	D	H	KW	Shipping Weight	Cubic Feet
	72CU363620	1059	1284	36	36	29.5	22.5	106	29
	72CU363624*	1059	1284	36	36	29.5	17	106	29
	72CU424220	1257	1520	42	42	29.5	31	131	38
	72CU424224	1257	1520	42	42	29.5	25.25	131	38

Description	Model	Laminate Top/Polymer Edge	HPL Top/Polymer Edge	W	D	H	KW	Shipping Weight	Cubic Feet
	72SC6624	987	1235	24	65.75	29.5	63.5	104	35
	72SC7224*	1039	1312	24	71.75	29.5	69.5	112	38
	72SC7824	1167	1457	24	77.75	29.5	75.5	120	40
	72SC8424	1257	1571	24	83.75	29.5	81.5	128	44

Description	Model	Laminate Top/Polymer Edge	HPL Top/Polymer Edge	W	D	H	KW	Shipping Weight	Cubic Feet
	72SC6624X46	1182	1480	24	65.75	29.5	63.5	104	35
	72SC7224X46	1249	1576	24	71.75	29.5	69.5	112	38
	72SC7824X46	1400	1751	24	77.75	29.5	75.5	120	40
	72SC8424X46	1505	1886	24	83.75	29.5	81.5	128	44

## ORDERING PROCEDURE

To order, please specify the following:

- 1) Krug product model number
- 2) Laminates, see page 446
- 3) Edge detail- I,H, L or P, see page 448
- 4) Pull style, see page 449
- 5) Grommet location if applicable

\*Indicates model illustrated by line drawing.

## CODE DESCRIPTION

X46 - full height modesty panel  
 Y - Laminate hinged modesty panel  
 H - desk height

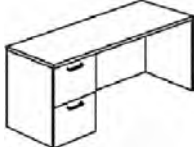
## STANDARD LAMINATES

For a complete list of standard laminates please see page 446.

## GROMMETS

One grommet in standard position is optional at no charge. See page 494 for more power management information.

# ARTEMIS LAMINATE | CREDENZAS

Description	Model	Laminate Top/Polymer Edge	HPL Top/Polymer Edge	W	D	H	KW	Shipping Weight	Cubic Feet
Single Pedestal	72C60204XLDR0	1654	1898	59.75	20	29.5	43	120	27.75
Credenza with	72C60204XLFR0	1654	1898	59.75	20	29.5	43	120	27.75
Fixed Laminate	72C60204XLORD	1654	1898	59.75	20	29.5	43	120	27.75
Modesty Panel	72C60204XLORF	1654	1898	59.75	20	29.5	43	120	27.75
	72C60244XLDR0	1761	2021	59.75	24	29.5	43	128	32
	72C60244XLFR0	1761	2021	59.75	24	29.5	43	128	32
	72C60244XLORD	1761	2021	59.75	24	29.5	43	128	32
	72C60244XLORF	1761	2021	59.75	24	29.5	43	128	32
	72C66204XLDR0*	1697	1945	65.75	20	29.5	49	136	30
	72C66204XLFR0	1697	1945	65.75	20	29.5	49	136	30
	72C66204XLORD	1697	1945	65.75	20	29.5	49	36	30
	72C66204XLORF	1697	1945	65.75	20	29.5	49	136	30
	72C66244XLDR0	1785	2047	65.75	24	29.5	49	144	35
	72C66244XLFR0	1785	2047	65.75	24	29.5	49	144	35
	72C66244XLORD	1785	2047	65.75	24	29.5	49	144	35
	72C66244XLORF	1785	2047	65.75	24	29.5	49	144	35
	72C72204XLDR0	1721	1976	71.75	20	29.5	55	152	32.75
	72C72204XLFR0	1721	1976	71.75	20	29.5	55	152	32.75
	72C72204XLORD	1721	1976	71.75	20	29.5	55	152	32.75
	72C72204XLORF	1721	1976	71.75	20	29.5	55	152	32.75
	72C72244XLDR0	1848	2119	71.75	24	29.5	55	160	38
	72C72244XLFR0	1848	2119	71.75	24	29.5	55	160	38
	72C72244XLORD	1848	2119	71.75	24	29.5	55	160	38
	72C72244XLORF	1848	2119	71.75	24	29.5	55	160	38
	72C78204XLDR0	1839	2108	77.75	20	29.5	61	168	35.5
	72C78204XLFR0	1839	2108	77.75	20	29.5	61	168	35.5
	72C78204XLORD	1839	2108	77.75	20	29.5	61	168	35.5
	72C78204XLORF	1839	2108	77.75	20	29.5	61	168	35.5
	72C78244XLDR0	1976	2264	77.75	24	29.5	61	172	41
	72C78244XLFR0	1976	2264	77.75	24	29.5	61	172	41
	72C78244XLORD	1976	2264	77.75	24	29.5	61	172	41
	72C78244XLORF	1976	2264	77.75	24	29.5	61	172	41
72C84204XLDR0	2009	2304	83.75	20	29.5	67	184	38	
72C84204XLFR0	2009	2304	83.75	20	29.5	67	184	38	
72C84204XLORD	2009	2304	83.75	20	29.5	67	184	38	
72C84204XLORF	2009	2304	83.75	20	29.5	67	184	38	
72C84244XLDR0	2159	2475	83.75	24	29.5	67	192	44	
72C84244XLFR0	2159	2475	83.75	24	29.5	67	192	44	
72C84244XLORD	2159	2475	83.75	24	29.5	67	192	44	
72C84244XLORF	2159	2475	83.75	24	29.5	67	192	44	

## DIMENSION KEY

W - width  
D - depth  
H - height

Dimensions are in inches and approximate. Contact Customer Service if dimensions are critical.

## CODE DESCRIPTION

L - left hand pedestal position  
R - right hand pedestal position  
0 - no pedestal  
4 - full height pedestal  
B - bookcase  
D - 2 file drawer  
F - 2 box, 1 file drawer  
Y - hinged modesty panel  
X - includes a modesty panel  
1 - lateral file pedestal  
2 - 1 file, 2 box, 1 lateral file pedestal  
04 - 2 box, 1 file, 1 lateral file pedestal



## STANDARD LAMINATES

For a complete list of standard Laminates please see page 446.

## GROMMETS


One grommet in standard position is optional at no charge. See page 494 for more power management information.

# ARTEMIS LAMINATE | CREDENZA

Description	Model	Laminate Top/Polymer Edge	HPL Top/Polymer Edge	W	D	H	KW	Shipping Weight	Cubic Feet
Single 36" Pedestal	72C7220XLFR0	2087	2394	71.75	20	29.5	35	168	32.75
Lateral File or Bookcase	72C7220XL0RF	2087	2394	71.75	20	29.5	35	168	32.75
Credenza with Fixed	72C7220XLBR0	1735	2008	71.75	20	29.5	35	128	32.75
Laminate Modesty Panel	72C7220XL0RB	1735	2008	71.75	20	29.5	35	128	32.75
 	72C7224XLFR0*	2202	2547	71.75	24	29.5	35	176	38
	72C7224XL0RF	2202	2547	71.75	24	29.5	35	76	38
	72C7224XLBR0	1848	2139	71.75	24	29.5	35	136	38
	72C7224XL0RB	1848	2139	71.75	24	29.5	35	136	38
	72C7820XLFR0	2322	2663	77.75	20	29.5	41	195	35.5
	72C7820XL0RF	2322	2663	77.75	20	29.5	41	195	35.5
	72C7820XLBR0	1968	2280	77.75	20	29.5	41	155	35.5
	72C7820XL0RB	1968	2280	77.75	20	29.5	41	155	35.5
	72C7824XLFR0	2448	2834	77.75	24	29.5	41	199	41
	72C7824XL0RF	2448	2834	77.75	24	29.5	41	199	41
	72C7824XLBR0	2094	2424	77.75	24	29.5	41	174	41
	72C7824XL0RB	2094	2424	77.75	24	29.5	41	174	41
	72C8420XLFR0	2578	2958	83.75	20	29.5	47	221	38
	72C8420XL0RF	2578	2958	83.75	20	29.5	47	221	38
	72C8420XLBR0	2226	2577	83.75	20	29.5	47	181	38
	72C8420XL0RB	2226	2577	83.75	20	29.5	47	181	38
72C8424XLFR0	2718	3145	83.75	24	29.5	47	252	44	
72C8424XL0RF	2718	3145	83.75	24	29.5	47	252	44	
72C8424XLBR0	2368	2740	83.75	24	29.5	47	212	44	
72C8424XL0RB	2368	2740	83.75	24	29.5	47	212	44	

## ORDERING NOTES:

Credenzas with bookcase pedestals have the option of pulls instead of the standard touch latch doors. To select this option, please change the prefix in the model number from "72" to "73" ie: 73C7220XLBR0. Please refer to page 645 for pull orientation below the worksurface. Locks are available on wood doors for an **upcharge of \$142 list**.

Single 36" Combination	72C7220XL3602R0	2159	2430	71.75	20	29.5	35	168	32.75
Pedestal Credenza with	72C7220XL0R3604	2159	2430	71.75	20	29.5	35	168	32.75
Fixed Laminate Modesty	72C7224XL3602R0*	2275	2561	71.75	24	29.5	35	176	38
Panel	72C7224XL0R3604	2275	2561	71.75	24	29.5	35	176	38
	72C7820XL3602R0	2394	2697	77.75	20	29.5	41	174	35.5
	72C7820XL0R3604	2394	2697	77.75	20	29.5	41	174	35.5
	72C7824XL3602R0	2519	2836	77.75	24	29.5	41	182	41
	72C7824XL0R3604	2519	2836	77.75	24	29.5	41	182	41
	72C8420XL3602R0	2649	2984	83.75	20	29.5	47	180	38
	72C8420XL0R3604	2649	2984	83.75	20	29.5	47	180	38
	72C8424XL3602R0	2789	3141	83.75	24	29.5	47	188	44
	72C8424XL0R3604	2789	3141	83.75	24	29.5	47	188	44

## ORDERING PROCEDURE

To order, please specify the following:

- 1) Krug product model number
- 2) Laminate, see page 446
- 3) Edge detail- I,H, L or P, see page 448
- 4) Pull style, see page 449
- 5) Grommet location if applicable

\*Indicates model illustrated by line drawing.

## CODE DESCRIPTION

L - left hand pedestal position  
 R - right hand pedestal position  
 0 - no pedestal  
 4 - full height pedestal  
 B - bookcase  
 D - 2 file drawer  
 F - 2 box, 1 file drawer  
 Y - hinged modesty panel  
 X - includes a modesty panel  
 1- lateral file pedestal  
 2- 1 file, 2 box, 1 lateral file pedestal  
 04- 2 box, 1 file, 1 lateral file pedestal

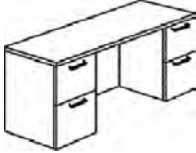
## STANDARD LAMINATES

For a complete list of standard laminates please see page 446.

## GROMMETS

One grommet in standard position is optional at no charge. See page 494 for more power management information.

# ARTEMIS LAMINATE | CREDENZA

Description	Model	Laminate Top/Polymer Edge	HPL Top/Polymer Edge	W	D	H	KW	Shipping Weight	Cubic Feet
	Double Pedestal Credenza with Fixed Modesty Panel	2164	2414	59.75	20	29.5	28.5	200	27.75
	72C60204XLDRD	2164	2414	59.75	20	29.5	28.5	200	27.75
	72C60204XLDRF	2164	2414	59.75	20	29.5	28.5	200	27.75
	72C60204XLFRD	2164	2414	59.75	20	29.5	28.5	200	27.75
	72C60204XLFRF	2164	2414	59.75	20	29.5	28.5	200	27.75
	72C60244XLDRD*	2310	2577	59.75	24	29.5	28.5	208	32
	72C60244XLDRF	2310	2577	59.75	24	29.5	28.5	208	32
	72C60244XLFRD	2310	2577	59.75	24	29.5	28.5	208	32
	72C60244XLFRF	2310	2577	59.75	24	29.5	28.5	208	32
	72C66204XLDRD	2310	2577	65.75	20	29.5	34.5	216	30
	72C66204XLDRF	2310	2577	65.75	20	29.5	34.5	216	30
	72C66204XLFRD	2207	2463	65.75	20	29.5	34.5	216	30
	72C66204XLFRF	2207	2463	65.75	20	29.5	34.5	216	30
	72C66244XLDRD	2207	2463	65.75	24	29.5	34.5	224	35
	72C66244XLDRF	2207	2463	65.75	24	29.5	34.5	224	35
	72C66244XLFRD	2328	2598	65.75	24	29.5	34.5	224	35
	72C66244XLFRF	2328	2598	65.75	24	29.5	34.5	224	35
	72C72204XLDRD	2328	2598	71.75	20	29.5	40.5	232	32.75
	72C72204XLDRF	2328	2598	71.75	20	29.5	40.5	232	32.75
	72C72204XLFRD	2226	2483	71.75	20	29.5	40.5	232	32.75
	72C72204XLFRF	2226	2483	71.75	20	29.5	40.5	232	32.75
	72C72244XLDRD	2226	2483	71.75	24	29.5	40.5	240	38
	72C72244XLDRF	2226	2483	71.75	24	29.5	40.5	240	38
	72C72244XLFRD	2439	2707	71.75	24	29.5	40.5	240	38
	72C72244XLFRF	2439	2707	71.75	24	29.5	40.5	240	38
	72C78204XLDRD	2439	2707	77.75	20	29.5	46.5	248	35.5
	72C78204XLDRF	2439	2707	77.75	20	29.5	46.5	248	35.5
	72C78204XLFRD	2439	2707	77.75	20	29.5	46.5	248	35.5
	72C78204XLFRF	2439	2707	77.75	20	29.5	46.5	248	35.5
	72C78244XLDRD	2608	2909	77.75	24	29.5	46.5	256	41
	72C78244XLDRF	2608	2909	77.75	24	29.5	46.5	256	41
	72C78244XLFRD	2608	2909	77.75	24	29.5	46.5	256	41
	72C78244XLFRF	2608	2909	77.75	24	29.5	46.5	256	41
	72C84204XLDRD	2674	2981	83.75	20	29.5	52.5	264	38
72C84204XLDRF	2674	2981	83.75	20	29.5	52.5	264	38	
72C84204XLFRD	2674	2981	83.75	20	29.5	52.5	264	38	
72C84204XLFRF	2674	2981	83.75	20	29.5	52.5	264	38	
72C84244XLDRD	2857	3186	83.75	24	29.5	52.5	272	44	
72C84244XLDRF	2857	3186	83.75	24	29.5	52.5	272	44	
72C84244XLFRD	2857	3186	83.75	24	29.5	52.5	272	44	
72C84244XLFRF	2857	3186	83.75	24	29.5	52.5	272	44	

## DIMENSION KEY

W - width  
D - depth  
H - height

Dimensions are in inches and approximate. Contact Customer Service if dimensions are critical.

## CODE DESCRIPTION

L - left hand pedestal position  
R - right hand pedestal position  
0 - no pedestal  
4 - full height pedestal  
B - bookcase  
D - 2 file drawer  
F - 2 box, 1 file drawer  
Y - hinged modesty panel  
X - includes a modesty panel  
1 - lateral file pedestal  
2 - 1 file, 2 box, 1 lateral file pedestal  
04 - 2 box, 1 file, 1 lateral file pedestal  
Updated February 2024

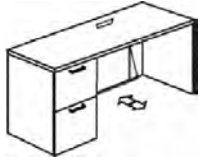
## STANDARD LAMINATES

For a complete list of standard Laminates please see page 446.

## GROMMETS

One grommet in standard position is optional at no charge. See page 494 for more power management information.

# ARTEMIS LAMINATE | CREDENZA

Description	Model	Laminate Top/Polymer Edge	HPL Top/Polymer Edge	W	D	H	KW	Shipping Weight	Cubic Feet	
	Single Pedestal Credenza with Hinged Laminate Modesty Panel	72CY60204LDR0	1965	2234	59.75	20	29.5	43	120	27.75
		72CY60204LFR0	1965	2234	59.75	20	29.5	43	120	27.75
		72CY60204LORD	1965	2234	59.75	20	29.5	43	120	27.75
		72CY60204LORF	1965	2234	59.75	20	29.5	43	120	27.75
		72CY60244LDR0*	2073	2377	59.75	24	29.5	43	128	32
		72CY60244LFR0	2073	2377	59.75	24	29.5	43	128	32
		72CY60244LORD	2073	2377	59.75	24	29.5	43	128	32
		72CY60244LORF	2073	2377	59.75	24	29.5	43	128	32
		72CY66204LDR0	2007	2301	65.75	20	29.5	49	136	30
		72CY66204LFR0	2007	2301	65.75	20	29.5	49	136	30
		72CY66204LORD	2007	2301	65.75	20	29.5	49	136	30
		72CY66204LORF	2007	2301	65.75	20	29.5	49	136	30
		72CY66244LDR0	2007	2400	65.75	24	29.5	49	144	35
		72CY66244LFR0	2093	2400	65.75	24	29.5	49	144	35
		72CY66244LORD	2093	2400	65.75	24	29.5	49	144	35
		72CY66244LORF	2093	2400	65.75	24	29.5	49	144	35
		72CY72204LDR0	2030	2307	71.75	20	29.5	55	152	32.75
		72CY72204LFR0	2030	2307	71.75	20	29.5	55	152	32.75
		72CY72204LORD	2030	2307	71.75	20	29.5	55	152	32.75
		72CY72204LORF	2030	2307	71.75	20	29.5	55	152	32.75
		72CY72244LDR0	2159	2475	71.75	24	29.5	55	160	38
		72CY72244LFR0	2159	2475	71.75	24	29.5	55	160	38
		72CY72244LORD	2159	2475	71.75	24	29.5	55	160	38
		72CY72244LORF	2159	2475	71.75	24	29.5	55	160	38
		72CY78204LDR0	2147	2463	77.75	20	29.5	61	168	35.5
		72CY78204LFR0	2147	2463	77.75	20	29.5	61	168	35.5
		72CY78204LORD	2147	2463	77.75	20	29.5	61	168	35.5
		72CY78204LORF	2147	2463	77.75	20	29.5	61	168	35.5
		72CY78244LDR0	2284	2618	77.75	24	29.5	61	176	41
		72CY78244LFR0	2284	2618	77.75	24	29.5	61	176	41
	72CY78244LORD	2284	2618	77.75	24	29.5	61	176	41	
	72CY78244LORF	2284	2618	77.75	24	29.5	61	176	41	
	72CY84204LDR0	2318	2658	83.75	20	29.5	67	184	38	
	72CY84204LFR0	2318	2658	83.75	20	29.5	67	184	38	
	72CY84204LORD	2318	2658	83.75	20	29.5	67	184	38	
	72CY84204LORF	2318	2658	83.75	20	29.5	67	184	38	
	72CY84244LDR0	2468	2829	83.75	24	29.5	67	192	44	
	72CY84244LFR0	2468	2829	83.75	24	29.5	67	192	44	
	72CY84244LORD	2468	2829	83.75	24	29.5	67	192	44	
	72CY84244LORF	2468	2829	83.75	24	29.5	67	192	44	

## ORDERING PROCEDURE

To order, please specify the following:

- 1) Krug product model number
- 2) Laminate, see page 446
- 3) Edge detail- I,H, L or P, see page 448
- 4) Pull style, see page 449
- 5) Grommet location if applicable

\*Indicates model illustrated by line drawing.

## CODE DESCRIPTION

L - left hand pedestal position  
R - right hand pedestal position  
0 - no pedestal  
4 - full height pedestal  
B - bookcase  
D - 2 file drawer  
F - 2 box, 1 file drawer  
Y - hinged modesty panel  
X - includes a modesty panel  
1 - lateral file pedestal  
2 - 1 file, 2 box, 1 lateral file pedestal  
04 - 2 box, 1 file, 1 lateral file pedestal

## STANDARD LAMINATES

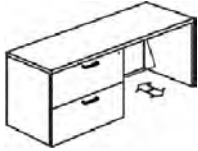
For a complete list of standard laminates please see page 446.

## GROMMETS

One grommet in standard position is optional at no charge. See page 494 for more power management information.




# ARTEMIS LAMINATE | CREDENZA

Description	Model	Laminate Top/Polymer Edge	HPL Top/Polymer Edge	W	D	H	KW	Shipping Weight	Cubic Feet	
	Single 36" Pedestal	72CY7220LFR0	2398	2725	71.75	20	29.5	35	156	32.75
	Lateral File or Book-	72CY7220LORF	2398	2725	71.75	20	29.5	35	156	32.75
	case with Hinged	72CY7220LBR0	2044	2324	71.75	20	29.5	35	116	32.75
	Laminate Modesty	72CY7220LORB	2044	2324	71.75	20	29.5	35	116	32.75
	Panel	72CY7224LFR0	2514	2856	71.75	24	29.5	35	160	38
		72CY7224LORF	2514	2856	71.75	24	29.5	35	160	38
		72CY7224LBR0	2159	2453	71.75	24	29.5	35	120	38
		72CY7224LORB	2159	2453	71.75	24	29.5	35	120	38
		72CY7820LFR0	2631	2989	77.75	20	29.5	41	195	35.5
		72CY7820LORF	2631	2989	77.75	20	29.5	41	195	35.5
		72CY7820LBR0	2281	2591	77.75	20	29.5	41	155	35.5
		72CY7820LORB	2281	2591	77.75	20	29.5	41	155	35.5
		72CY7824LFR0	2758	3137	77.75	24	29.5	41	199	41
		72CY7824LORF	2758	3137	77.75	24	29.5	41	199	41
		72CY7824LBR0	2405	2734	77.75	24	29.5	41	174	41
		72CY7824LORB	2405	2734	77.75	24	29.5	41	174	41
		72CY8420LFR0	2887	3281	83.75	20	29.5	47	221	38
		72CY8420LORF	2887	3281	83.75	20	29.5	47	221	38
		72CY8420LBR0	2537	2881	83.75	20	29.5	47	181	38
		72CY8420LORB	2537	2881	83.75	20	29.5	47	181	38
	72CY8424LFR0*	3027	3441	83.75	24	29.5	47	252	44	
	72CY8424LORF	3027	3441	83.75	24	29.5	47	252	44	
	72CY8424LBR0	2675	3039	83.75	24	29.5	47	212	44	
	72CY8424LORB	2675	3039	83.75	24	29.5	47	212	44	

## ORDERING NOTES:

Credenzas with bookcase pedestals have the option of pulls instead of the standard touch latch doors. To select this option, please change the prefix in the model number from "72" to "73" ie: 73C7220XLBR0. Please refer to page 449 for pull orientation below the worksurface. Locks are available on wood doors for an **upcharge of \$142 list**.

	Single 36" Combination	72CY7220L3602R0	2468	2700	71.75	20	29.5	35	168	32.75
	Pedestal Credenza with	72CY7220LOR3604	2468	2700	71.75	20	29.5	35	168	32.75
	Hinged Laminate	72CY7224L3602R0*	2583	2825	71.75	24	29.5	35	176	38
	Modesty Panel	72CY7224LOR3604	2583	2825	71.75	24	29.5	35	176	38
		72CY7820L3602R0	2702	2958	77.75	20	29.5	41	174	35.5
		72CY7820LOR3604	2702	2958	77.75	20	29.5	41	174	35.5
		72CY7824L3602R0	2827	3059	77.75	24	29.5	41	182	41
		72CY7824LOR3604	2827	3059	77.75	24	29.5	41	182	41
		72CY8420L3602R0	2959	3239	83.75	20	29.5	47	180	38
		72CY8420LOR3604	2959	3239	83.75	20	29.5	47	180	38
		72CY8424L3602R0	3100	3392	83.75	24	29.5	47	188	44
		72CY8424LOR3604	3100	3392	83.75	24	29.5	47	188	44

## DIMENSION KEY

W - width  
D - depth  
H - height

Dimensions are in inches and approximate. Contact Customer Service if dimensions are critical.

## CODE DESCRIPTION

L - left hand pedestal position  
R - right hand pedestal position  
0 - no pedestal  
4 - full height pedestal  
B - bookcase  
D - 2 file drawer  
F - 2 box, 1 file drawer  
Y - hinged modesty panel  
X - includes a modesty panel  
1 - lateral file pedestal  
2 - 1 file, 2 box, 1 lateral file pedestal  
04 - 2 box, 1 file, 1 lateral file pedestal

## STANDARD FINISHES

For a complete list of standard Laminates please see page 446.

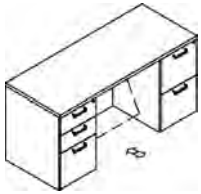
## GROMMETS

One grommet in standard position is optional at no charge. See page 494 for more power management information.



# ARTEMIS LAMINATE | CREDENZA

Description	Model	Laminate Top/Polymer Edge	HPL Top/Polymer Edge	W	D	H	KW	Shipping Weight	Cubic Feet
Double Pedestal Credenza with Hinged Laminate Modesty Panel	72CY60204LDRD	2474	2759	59.75	20	29.5	28.5	220	27.75
	72CY60204LDRF	2474	2759	59.75	20	29.5	28.5	220	27.75
	72CY60204LFRD	2474	2759	59.75	20	29.5	28.5	220	27.75
	72CY60204LFRF	2474	2759	59.75	20	29.5	28.5	220	27.75
	72CY60244LDRD	2618	2920	59.75	24	29.5	28.5	220	32
	72CY60244LDRF	2618	2920	59.75	24	29.5	28.5	220	32
	72CY60244LFRD*	2618	2920	59.75	24	29.5	28.5	220	32
	72CY60244LFRF	2618	2920	59.75	24	29.5	28.5	220	32
	72CY66204LDRD	2517	2807	65.75	20	29.5	34.5	228	30
	72CY66204LDRF	2517	2807	65.75	20	29.5	34.5	228	30
	72CY66204LFRD	2517	2807	65.75	20	29.5	34.5	228	30
	72CY66204LFRF	2517	2807	65.75	20	29.5	34.5	228	30
	72CY66244LDRD	2640	2944	65.75	24	29.5	34.5	228	35
	72CY66244LDRF	2640	2944	65.75	24	29.5	34.5	228	35
	72CY66244LFRD	2640	2944	65.75	24	29.5	34.5	228	35
	72CY66244LFRF	2640	2944	65.75	24	29.5	34.5	228	35
	72CY72204LDRD	2537	2827	71.75	20	29.5	40.5	228	32.75
	72CY72204LDRF	2537	2827	71.75	20	29.5	40.5	228	32.75
	72CY72204LFRD	2537	2827	71.75	20	29.5	40.5	228	32.75
	72CY72204LFRF	2537	2827	71.75	20	29.5	40.5	228	32.75
	72CY72244LDRD	2689	3002	71.75	24	29.5	40.5	236	38
	72CY72244LDRF	2689	3002	71.75	24	29.5	40.5	236	38
	72CY72244LFRD	2689	3002	71.75	24	29.5	40.5	236	38
	72CY72244LFRF	2689	3002	71.75	24	29.5	40.5	236	38
	72CY78204LDRD	2748	3065	77.75	20	29.5	46.5	234	35.5
	72CY78204LDRF	2748	3065	77.75	20	29.5	46.5	234	35.5
	72CY78204LFRD	2748	3065	77.75	20	29.5	46.5	234	35.5
	72CY78204LFRF	2748	3065	77.75	20	29.5	46.5	234	35.5
	72CY78244LDRD	2916	3255	77.75	24	29.5	46.5	242	41
	72CY78244LDRF	2916	3255	77.75	24	29.5	46.5	242	41
	72CY78244LFRD	2916	3255	77.75	24	29.5	46.5	242	41
	72CY78244LFRF	2916	3255	77.75	24	29.5	46.5	242	41
	72CY84204LDRD	2984	3329	83.75	20	29.5	52.5	240	38
	72CY84204LDRF	2984	3329	83.75	20	29.5	52.5	240	38
	72CY84204LFRD	2984	3329	83.75	20	29.5	52.5	240	38
	72CY84204LFRF	2984	3329	83.75	20	29.5	52.5	240	38
	72CY84244LDRD	3167	3532	83.75	24	29.5	52.5	248	44
	72CY84244LDRF	3167	3532	83.75	24	29.5	52.5	248	44
	72CY84244LFRD	3167	3532	83.75	24	29.5	52.5	248	44
	72CY84244LFRF	3167	3532	83.75	24	29.5	52.5	248	44



## ORDERING PROCEDURE

To order, please specify the following:

- 1) Krug product model number
- 2) Laminate, see page 446
- 3) Edge detail- I,H, L or P, see page 448
- 4) Pull style, see page 449
- 5) Grommet location if applicable

\*Indicates model illustrated by line drawing.

## CODE DESCRIPTION

- L - left hand pedestal position
- R - right hand pedestal position
- 0 - no pedestal
- 4 - full height pedestal
- B - bookcase
- D - 2 file drawer
- F - 2 box, 1 file drawer
- Y - hinged modesty panel
- X - includes a modesty panel
  - 1 - lateral file pedestal
  - 2 - 1 file, 2 box, 1 lateral file pedestal
  - 04 - 2 box, 1 file, 1 lateral file pedestal

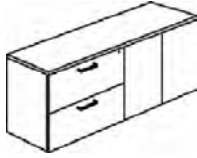
## STANDARD LAMINATES

For a complete list of standard laminates please see page 446.

## GROMMETS

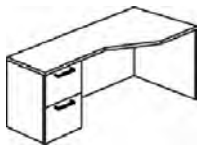
One grommet in standard position is optional at no charge. See page 494 for more power management information.

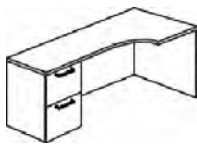
# ARTEMIS LAMINATE | CREDENZA

Description	Model	Laminate Top/Polymer Edge	HPL Top/Polymer Edge	W	D	H	KW	Shipping Weight	Cubic Feet
	72C7220LFRF	2882	3184	71.75	20	29.5		248	32.75
	72C7220LBRB	2177	2407	71.75	20	29.5		208	32.75
	72C7220LBRF	2530	2796	71.75	20	29.5		228	32.75
	72C7220LFRB*	2530	2796	71.75	20	29.5		228	32.75
	72C7224LFRF	3020	3337	71.75	24	29.5		256	38
	72C7224LBRB	2316	2558	71.75	24	29.5		224	38
	72C7224LBRF	2671	2951	71.75	24	29.5		236	38
	72C7224LFRB	2671	2951	71.75	24	29.5		236	38

### ORDERING NOTES:

Credenzas with bookcase pedestals have the option of pulls instead of the standard touch latch doors. To select this option, please change the prefix in the model number from "72" to "73" ie: 73C7220XLBR0. Please refer to page 449 for pull orientation below the worksurface. Locks are available on wood doors for an **upcharge of \$142 list.**

	72CC7224XL4D*	2226	2718	71.75	24	29.5	32	192	38
	72CC7224XL4F	2226	2718	71.75	24	29.5	32	192	38
	72CC7224XR4D	2226	2718	71.75	24	29.5	32	192	38
	72CC7224XR4F	2226	2718	71.75	24	29.5	32	192	38
	72CC7824XL4D	2426	2962	77.75	24	29.5	38	200	41
	72CC7824XL4F	2426	2962	77.75	24	29.5	38	200	41
	72CC7824XR4D	2426	2962	77.75	24	29.5	38	200	41
	72CC7824XR4F	2426	2962	77.75	24	29.5	38	200	41
	72CC8424XL4D	2647	3205	83.75	24	29.5	44	208	44
	72CC8424XL4F	2647	3205	83.75	24	29.5	44	208	44
	72CC8424XR4D	2647	3205	83.75	24	29.5	44	208	44
	72CC8424XR4F	2647	3205	83.75	24	29.5	44	208	44

	72CCC7224XL4D	2226	2718	71.75	24	29.5	32	192	38
	72CCC7224XL4F*	2226	2718	71.75	24	29.5	32	192	38
	72CCC7224XR4D	2226	2718	71.75	24	29.5	32	192	38
	72CCC7224XR4F	2226	2718	71.75	24	29.5	32	192	38
	72CCC7824XL4D	2426	2962	77.75	24	29.5	38	200	41
	72CCC7824XL4F	2426	2962	77.75	24	29.5	38	200	41
	72CCC7824XR4D	2426	2962	77.75	24	29.5	38	200	41
	72CCC7824XR4F	2426	2962	77.75	24	29.5	38	200	41
	72CCC8424XL4D	2647	3205	83.75	24	29.5	44	208	44
	72CCC8424XL4F	2647	3205	83.75	24	29.5	44	208	44
	72CCC8424XR4D	2647	3205	83.75	24	29.5	44	208	44
	72CCC8424XR4F	2647	3205	83.75	24	29.5	44	208	44

### ORDERING NOTES:

Please note, these curved corner credenzas are not compatible with curved corner desks.

#### DIMENSION KEY

W - width  
D - depth  
H - height

Dimensions are in inches and approximate. Contact Customer Service if dimensions are critical.

#### CODE DESCRIPTION

L - left hand pedestal position  
R - right hand pedestal position  
0 - no pedestal  
4 - full height pedestal  
B - bookcase  
D - 2 file drawer  
F - 2 box, 1 file drawer  
Y - hinged modesty panel  
X - includes a modesty panel  
1 - lateral file pedestal  
2 - 1 file, 2 box, 1 lateral file pedestal  
04 - 2 box, 1 file, 1 lateral file pedestal

#### STANDARD LAMINATES

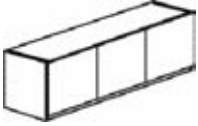
For a complete list of standard Laminates please see page 446.

#### GROMMETS


One grommet in standard position is optional at no charge. See page 494 for more power management information.

# ARTEMIS LAMINATE | OVERHEADS & TACKBOARDS

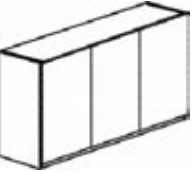
Description	Model	Laminate	W	D	H	Doors	Shipping Weight	Cubic Feet
Single Wall Mounted Overhead with Laminate Doors	72OHW361616	925	35.75	16	16	2	64	7
	72OHW421616	1014	41.75	16	16	2	71	8.5
	72OHW481616*	1120	47.75	16	16	3	82	9
	72OHW601616	1308	59.75	16	16	4	96	11.5
	72OHW661616	1382	65.75	16	16	4	102	12.75
	72OHW721616	1451	71.75	16	16	4	109	13.75



Single Wall Mounted Overhead with Frosted Glass Doors	72OHW361616X	1377	35.75	16	16		64	7
	72OHW421616X*	1514	41.75	16	16		71	8.5
	72OHW481616X	1704	47.75	16	16		82	9
	72OHW601616X	2044	59.75	16	16		96	11.5
	72OHW661616X	2123	65.75	16	16		102	12.75
	72OHW721616X	2233	71.75	16	16		109	13.75



Double Wall Mounted Overhead with Laminate Doors	72OHW361630	1203	35.75	16	29.5	2	100	12
	72OHW421630	1318	41.75	16	29.5	2	112	14.5
	72OHW481630*	1455	47.75	16	29.5	3	130	16



Double Wall Mounted Overhead with Frosted Glass Doors	72OHW361630X	1870	35.75	16	29.5		100	12
	72OHW421630X*	2078	41.75	16	29.5		112	14.5
	72OHW481630X	2310	47.75	16	29.5		130	16



## ORDERING PROCEDURE

To order, please specify the following:

- 1) Krug product model number
- 2) Laminate, see page 446
- 3) Edge detail- I, H, L or P, see page 448
- 4) Pull style, see page 449
- 5) Grommet location if applicable

\*Indicates model illustrated by line drawing.

## CODE DESCRIPTION

X- Silver Metallic framed frosted glass doors

## STANDARD LAMINATES

For a complete list of standard laminates please see page 446.

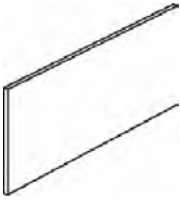
## GROMMETS

One grommet in standard position is optional at no charge. See page 494 for more power management information.

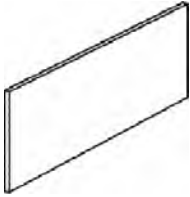
# ARTEMIS LAMINATE | TACKBOARDS

## FABRIC GRADES

Description	Model	1	2	3	4	5	6	7	8	9	W	H	COM	WT
Wall Mounted Tackboard for Overheads	72TBOHW3624	281	389	414	521	632	735	847	982	1163	35.75	24	1.5	1.75
	72TBOHW4224	313	422	447	553	664	765	879	1012	1193	35.75	24	1.5	2.25
	72TBOHW4824*	349	431	452	569	681	779	901	1037	1246	47.75	24	1.75	2.25
	72TBOHW6024	395	527	553	602	709	982	1134	1287	1529	59.75	24	2	3
	72TBOHW6624	431	589	629	768	918	1093	1242	1419	1691	65.75	24	2	3.25
	72TBOHW7224	475	727	758	1006	1236	1251	1436	1639	1909	71.75	24	2.25	3.5



Wall Mounted Tackboard for Overhead Mounted 6" Higher than 5 Hi Storage	72TBOHW3630	351	391	430	493	642	783	923	1075	1263	35.75	30	1.5	2.25
	72TBOHW4230	391	526	556	691	831	958	1096	1294	1493	30	1.5	2.5	42.75
	72TBOHW4830*	436	542	566	710	852	977	1125	1294	1557	30	1.75	3	47.75
	72TBOHW6030	495	659	691	861	1036	1224	1418	1610	1913	30	2	3.5	59.75
	72TBOHW6630	542	736	787	613	1150	1368	1552	1775	2115	65.75	30	2	4
	72TBOHW7230	594	911	948	1258	1544	1565	1795	2047	2385	71.75	30	2.25	4.5



### DIMENSION KEY

W - width  
D - depth  
H - height

Dimensions are in inches and approximate.  
Contact Customer Service if dimensions are critical.

# ARTEMIS LAMINATE | HUTCHES

Description	Model	Laminate	W	D	H	KW	Shipping Weight	Cubic Feet
5 Hi Hutch with Laminate Doors	72HT661640	2298	65.75	15.75	39.5	23.5	181	28.5
	72HT721640	2391	71.75	15.75	39.5	23.5	193	31
	72HT781640*	2542	77.75	15.75	39.5	23.5	206	33.5
	72HT841640	2744	83.75	15.75	39.5	23.5	219	36



5 Hi Hutch with Frosted Glass Doors	72HT721640X	3137	71.75	15.75	39.5	23.5	193	31
	72HT781640X*	3441	77.75	15.75	39.5	23.5	208	33.5
	72HT841640X	3794	83.75	15.75	39.5	23.5	219	36
		2524						



5 Hi Hutch with Laminate Doors and Paper Manager	72HTPM661640	2643	65.75	15.75	39.5	20.25	199	28.5
	72HTPM721640	2839	71.75	15.75	39.5	20.25	214	31
	72HTPM781640*	3078	77.75	15.75	39.5	20.25	228	33.5
	72HTPM841640	3331	83.75	15.75	39.5	20.25	242	36



5 Hi Hutch with Frosted Glass Doors and Paper Manager	72HTPM661640X	3450	65.75	15.75	39.5	20.25	199	28.5
	72HTPM721640X	3800	71.75	15.75	39.5	20.25	214	31
	72HTPM781640X*	4190	77.75	15.75	39.5	20.25	228	33.5
	72HTPM841640X		83.75	15.75	39.5	20.25	242	36



## ORDERING NOTES:

Tasklights and fabric grade 1 tackboards come standard with all hutches. To specify a Power/Data/Voice module with any hutch, please add a "W" at the end of the model number and a **\$234 list upcharge**. Pier hutches have an option of a pull on the pier door only. To select this option, change the model number from "72" to "73"; e.g. 73HTPR841640L11OHXR0.

## ORDERING PROCEDURE

To order, please specify the following:

- 1) Krug product model number
- 2) Laminate, see page 446
- 3) Edge detail- I,H, L or P, see page 448
- 4) Pull style, see page 449
- 5) Grommet location if applicable

\*Indicates model illustrated by line drawing.

## CODE DESCRIPTION

X - Silver Metallic framed frosted glass doors  
 L - left handed position  
 R - right handed position  
 0 - no pier  
 11 - closed door Laminate pier  
 PM - paper manager


## STANDARD LAMINATES


For a complete list of standard laminates please see page 446.

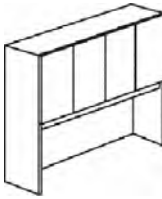
## GROMMETS


One grommet in standard position is optional at no charge. See page 494 for more power management information.

# ARTEMIS LAMINATE | HUTCHES

DESCRIPTION	MODEL	Laminate	W	D	H	KW	Shipping	
							Weight	Cubes
5 Hi Hutch with Laminate Doors and Single Pier 	72HTPR721640L11OHR0	2718	71.75	15.75	39.5	23.5	215	31
	72HTPR721640L0OHR11	2718	71.75	15.75	39.5	23.5	215	31
	72HTPR781640L11OHR0*	2879	77.75	15.75	39.5	23.5	233	33.5
	72HTPR781640L0OHR11	2879	77.75	15.75	39.5	23.5	233	33.5
	72HTPR841640L11OHR0	3111	83.75	15.75	39.5	23.5	251	36
	72HTPR841640L0OHR11	3111	83.75	15.75	39.5	23.5	251	36

5 Hi Hutch with Frosted Glass Doors and Single Pier 	72HTPR721640L11OHXR0	3524	71.75	15.75	39.5	23.5	215	31
	72HTPR721640L0OHXR11	3524	71.75	15.75	39.5	23.5	215	31
	72HTPR781640L11OHXR0*	3840	77.75	15.75	39.5	23.5	233	33.5
	72HTPR781640L0OHXR11	3840	77.75	15.75	39.5	23.5	233	33.5
	72HTPR841640L11OHXR0	4226	83.75	15.75	39.5	23.5	251	36
	72HTPR841640L0OHXR11	4226	83.75	15.75	39.5	23.5	251	36

6 Hi Hutch with Laminate Doors 	72HT661653	2468	65.75	15.75	53	23.5	250	37.75
	72HT721653	2590	71.75	15.75	53	23.5	268	41
	72HT781653*	2741	77.75	15.75	53	23.5	287	44.5
	72HT841653	2962	83.75	15.75	53	23.5	305	47.75

6 Hi Hutch with Frosted Glass Doors 	72HT661653X	3419	65.75	15.75	53	23.5	250	37.75
	72HT721653X	3546	71.75	15.75	53	23.5	268	41
	72HT781653X*	3895	77.75	15.75	53	23.5	287	44.5
	72HT841653X	4315	83.75	15.75	53	23.5	305	47.75

### ORDERING NOTES:

Tasklights and fabric grade 1 tackboards come standard with all hutches. To specify a Power/Data/Voice module with any hutch, please add a "W" at the end of the model number and a **\$234 list upcharge**. Pier hutches have an option of a pull on the pier door only. To select this option, change the model number from "72" to "73"; e.g. 73HTPR841640L11OHXR0.

### DIMENSION KEY

W - width  
D - depth  
H - height

Dimensions are in inches and approximate. Contact Customer Service if dimensions are critical.

### CODE DESCRIPTION

X - Silver Metallic framed frosted glass doors  
L - left handed position  
R - right handed position  
0 - no pier  
11 - closed door Laminate pier  
PM - paper manager

### STANDARD LAMINATES

For a complete list of standard Laminates please see page 446.

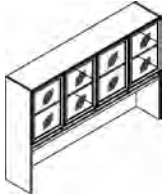


# ARTEMIS LAMINATE | HUTCHES

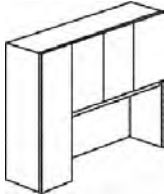
Description	Model	Laminate	W	D	H	KW	Shipping Weight	Cubic Feet
6 Hi Hutch with Laminate Doors and Paper Manager	72HTPM661653	2695	65.75	15.75	53	20.25	269	37.75
	72HTPM721653	2842	71.75	15.75	53	20.25	289	41
	72HTPM781653*	3041	77.75	15.75	53	20.25	298	44.5
	72HTPM841653	3297	83.75	15.75	53	20.25	328	47.75



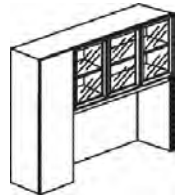
6 Hi Hutch with Frosted Glass Doors and Paper Manager	72HTPM661653X	3708	65.75	15.75	53	20.25	269	37.75
	72HTPM721653X	3861	71.75	15.75	53	20.25	289	41
	72HTPM781653X*	4255	77.75	15.75	53	20.25	298	44.5
	72HTPM841653X	4715	83.75	15.75	53	20.25	328	47.75



6 Hi Hutch with Laminate Doors and Single Pier	72HTPR721653L11OHR0	2966	71.75	15.75	53	23.5	294	41
	72HTPR721653L0OHR11	2966	71.75	15.75	53	20.25	294	41
	72HTPR781653L11OHR0*	3129	77.75	15.75	53	23.5	303	44.5
	72HTPR781653L0OHR11	3129	77.75	15.75	53	20.25	303	44.5
	72HTPR841653L11OHR0	3386	83.75	15.75	53	23.5	312	47.75
	72HTPR841653L0OHR11	3386	83.75	15.75	53	20.25	312	47.75



6 Hi Hutch with Frosted Glass Doors and Single Pier	72HTPR721653L11OHXR0	3986	71.75	15.75	53	23.5	294	41
	72HTPR721653L0OHXR11	3986	71.75	15.75	53	23.5	294	41
	72HTPR781653L11OHXR0*	4345	77.75	15.75	53	23.5	303	44.5
	72HTPR781653L0OHXR11	4345	77.75	15.75	53	23.5	303	44.5
	72HTPR841653L11OHXR0	4804	83.75	15.75	53	20.25	312	47.75
	72HTPR841653L0OHXR11	4804	83.75	15.75	53	23.5	312	47.75



## ORDERING NOTES:

Tasklights and fabric grade 1 tackboards come standard with all hutches. To specify a Power/Data/Voice module with any hutch, please add a "W" at the end of the model number and a **\$234 list upcharge**. Pier hutches have an option of a pull on the pier door only. To select this option, change the model number from "72" to "73"; e.g. 73HTPR841640L11OHXR0.

### DIMENSION KEY

W - width  
D - depth  
H - height

Dimensions are in inches and approximate. Contact Customer Service if dimensions are critical.

### CODE DESCRIPTION

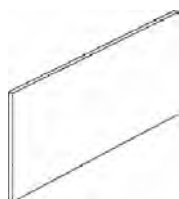
X - Silver Metallic framed frosted glass doors  
L - left handed position  
R - right handed position  
0 - no pier  
11 - closed door Laminate pier  
PM - paper manager

### STANDARD LAMINATES

For a complete list of standard Laminates please see page 446.

# ARTEMIS LAMINATE | HUTCH TACKBOARD CHART & PAPER MANAGER

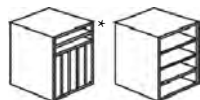
Description	Model	Fabric Grades								COM
		2	3	4	5	6	7	8	9	
Tackboard	66" hutch	160	347	508	680	847	1006	1169	1450	2
Upcharges for Standard Hutches	72" hutch	185	395	577	777	961	1147	1333	1603	2.25
	78" hutch*	217	465	682	904	1120	1340	1557	1858	2.5
	84" hutch	258	539	796	1054	1312	1569	1824	2155	2.5
	72" single pier hutch	139	292	428	571	709	844	983	1192	1.5
	78" single pier hutch	146	313	457	611	758	903	1046	1287	1.75
	84" single pier hutch	153	331	484	647	807	958	1113	1312	2



### ORDERING NOTES:

All hutches include a tackboard in Krug panel grade 1 fabric. Use this chart to find the upcharge for tackboard fabrics grades 2-9 and add it to the cost of the hutch. Only Krug panel fabrics are available on KrugExpress.

Description	Model	Laminate				Shipping Weight	Cubic Feet
			W	D	H		
Paper Manager with Open Shelves	72PM18122002	391	17	12.5	19.75	50	3
	72PM18122003*	411	17	12.5	19.75	50	3



### DIMENSION KEY

W - width  
D - depth  
H - height

Dimensions are in inches and approximate. Contact Customer Service if dimensions are critical.

### CODE DESCRIPTION

X - Silver Metallic framed frosted glass doors  
L - left handed position  
R - right handed position  
0 - no pier  
11 - closed door Laminate pier  
PM - paper manager

### STANDARD LAMINATES

For a complete list of standard Laminates please see page 446.

### GROMMETS

One grommet in standard position is optional at no charge. See page 494 for more power management information.

# ARTEMIS LAMINATE | PEDESTALS

Description	Model	Laminate	W	D	H	Shipping Weight	Cubic Feet
Pedestal Desk	72P16184F*	1028	15.75	18.25	28.25	61	6.5
Height, 2 Box, 1 File with Unfinished Tops/Backs	72P16284F	1164	15.75	27.5	28.25	66	9



Pedestal Desk Height, 2 File	72P16184D	1014	15.75	18.25	28.25	61	6.5
	72P16284D*	1149	15.75	27.5	28.25	66	9



Pedestal, Lateral File with Unfinished Tops/Backs	72P301801*	1222	29.75	18.25	28.25	104	11.5
	72P361801	1412	35.75	18.25	28.25	112	13.5



Pedestal, 36" File/2 Box & Lateral File Combination	72P361802	1482	35.75	18.25	28.25	112	13.5
---	-----------	------	-------	-------	-------	-----	------



Pedestal, 36" File/2 Box & Lateral File Combination	72P361804	1482	35.75	18.25	28.25	112	13.5
---	-----------	------	-------	-------	-------	-----	------



## ORDERING PROCEDURE

To order, please specify the following:

- 1) Krug product model number
- 2) Laminate, see page 446
- 3) Edge detail- I,H, L or P, see page 448
- 4) Pull style, see page 449
- 5) Grommet location if applicable

\*Indicates model illustrated by line drawing.

## CODE DESCRIPTION

PM - paper manager  
 D - 2 file drawer  
 F - 2 box, 1 file drawer  
 01 - lateral file  
 02 - 1 file, 2 box, 1 lateral file pedestal  
 04 - 2 box, 1 file, 1 lateral file pedestal

## STANDARD LAMINATES

For a complete list of standard laminates please see page 446.

## GROMMETS

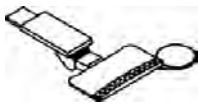
One grommet in standard position is optional at no charge. See page 494 for more power management information.

# ARTEMIS LAMINATE | ACCESSORIES

Description	Model	Price	W	D	H	Shipping Weight	Cubic Feet
Articulating Keyboard Tray with Palm Rest and Mouse Pad	72KBAMT1912	382	27	20	7	20	2



Articulating Keyboard Tray with Palm Rest and Mouse Pad with Spacer and Stiffener Bars	72KBAMT1912S	449	27	20	8	20	2
--	--------------	-----	----	----	---	----	---



**ORDERING NOTES:**

This Articulating Keyboard is required on any item that has a stiffener bar. See below for specific items and sizes that use stiffener bars. Note that the vertical knee clearance will be reduced by 1-1/8".

**CASES THAT USE STIFFENER BARS:**

Arc, Bullet and J Desks	-84" and up.
Curved Corner Arc, Bullet and P Desks	-84" and up.
P Desks	-90" and up.
Arc, Bullet and J Returns	-72" and up.
Crescent Returns	-78" and up.
Desk Returns	-54" and up.
Table Desks	-60" and up.

Articulating Keyboard Tray with Palm Rest and Mouse Pad for Angled & Curved Units	72KBAMT1912X	397	27	24	7	20	2
---	--------------	-----	----	----	---	----	---



**ORDERING NOTES:**

Must be used on the curved area or the angled edge on the Corner Desks or Corner Credenzas.

**DIMENSION KEY**

W - width  
D - depth  
H - height

Dimensions are in inches and approximate. Contact Customer Service if dimensions are critical.

**CODE DESCRIPTION**

KBAMT - keyboard drawer with mouse tray  
PD - pencil drawer  
X - extended mechanism  
S - spacer

**STANDARD LAMINATES**

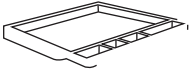
For a complete list of standard Laminates please see page 446.

**GROMMETS**

One grommet in standard position is optional at no charge. See page 494 for more power management information.

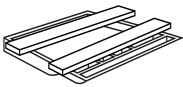
# ARTEMIS LAMINATE | ACCESSORIES & POWER/ DATA

Description	Model	Price	W	D	H	Shipping Weight	Cubic Feet
Pencil Drawer	72PD2119	274	21	21	2	2	1



**ORDERING NOTES:**  
Pencil drawer is black in color.

Pencil Drawer with Spacer	72PD2119S	307	21	21	3	2	1
---------------------------	-----------	-----	----	----	---	---	---



**ORDERING NOTES:**  
This pencil drawer is required on any item that has a stiffener bar.

Power Data Module	72PDVM	210
-------------------	--------	-----



## ORDERING PROCEDURE

To order, please specify the following:

- 1) Krug product model number
- 2) Laminate, see page 446
- 3) Edge detail- I,H, L or P, see page 448
- 4) Pull style, see page 449
- 5) Grommet location if applicable

\*Indicates model illustrated by line drawing.

## CODE DESCRIPTION

KBAMT - keyboard drawer with mouse tray  
 PD - pencil drawer  
 X - extended mechanism  
 S - spacer

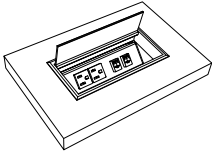
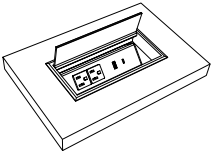
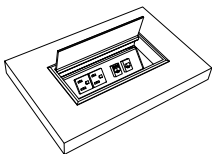
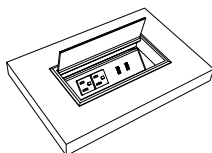
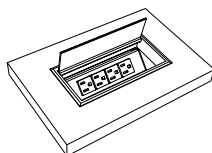
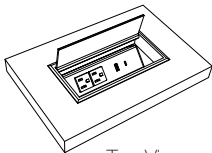

## STANDARD LAMINATES

For a complete list of standard laminates please see page 446.

## GROMMETS

One grommet in standard position is optional at no charge. See page 494 for more power management information.

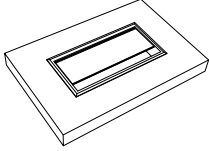
# POWERPORTS

Description	Model	Price	W	D	H	Shipping Weight	Cubic Feet
PowerPort 1 - 2 RJ45s (Category 5/6)	PORT1	258	8	4	-	-	-
	<b>Port Includes:</b> 2 accessible power outlets & 1 side utility outlet powered by a 10' plug-in cord; 2 RJ45 (category 5/6) each with hard wired 10' data cords; 2 velcro wire managers and metal power port shroud. PortPort lid is Silver Metallic. <b>NOTE:</b> RJ45 jacks with hard wired data cords included here must be within 10' of building utilities source to be functional.						
PowerPort 2 - USB-A & USB-C	PORT2	260	8	4	-	-	-
	<b>Port Includes:</b> 2 accessible power outlets & 1 side utility outlet; 1 USB-A & 1 USB-C charging ports all powered by a 10' plug-in cord; 2 velcro wire managers and metal power port shroud. PortPort lid is Silver Metallic.						
PowerPort 3 - RJ11 & RJ45	PORT3	250	8	4	-	-	-
	<b>Port Includes:</b> 2 accessible power outlets & 1 side utility outlet; 1 RJ11 & 1 RJ45 (Category 5/6); 2 Velcro wire managers & PowerPort Shroud; 1 x 10 Foot Data Cords (T568A) & 1 x 14 Foot RJ11 (Telecomm); powered by a 10' plug-in cord. PortPort lid is Silver Metallic. <b>NOTE:</b> RJ45 & RJ11 jacks with hard wired data cords included here must be within 10' of building utilities source to be functional.						
PowerPort 4 - 2 USB-A	PORT4	265	8	4	-	-	-
	<b>Port Includes:</b> 2 accessible power outlets & 1 side utility outlet; 2- USB-A charging ports all powered by a 10' plug-in cord; 2 velcro wire managers and metal power port shroud. PortPort lid is Silver Metallic.						
PowerPort 5 - 4 Receptacles	PORT5	260	8	4	-	-	-
	<b>Port Includes:</b> 4 accessible power outlets & 1 side utility outlet powered by a 10' plug-in cord; 2 velcro wire managers and metal power port shroud. PortPort lid is Silver Metallic.						
PowerPort 6 - USB-A, USB-C & RJ45	PORT6	377	8	4	-	-	-
 	<b>Port Includes:</b> 2 accessible power outlets & 1 side utility outlet 1 USB-A, 1 USB-C charging ports all powered by a 10' plug-in power cord. Includes 2 velcro wire managers and metal power port shroud with 2 data plate knock outs, 1 #M02 plate insert & 2 #S01W RJ45 female input, punch down terminal output snap in jacks. 2nd data plate knock out is blank for future use.						



# POWERPORTS

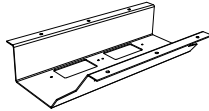
Description	Model	Price	W	D	H	Shipping Weight	Cubic Feet
Port - no Powerbar	Port0	127	8	4	-	-	-



**Port Includes:** Port Cover & Bracket/Shroud only.

**ORDERING NOTE:** Velcro wire managers not included, see below for pricing. PortPort lid is Silver Metallic.

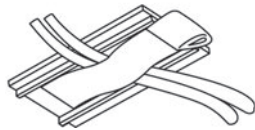
PowerPort Shroud with 2 Data Plate Knock-outs	SHROUD2KO	Must be requested - no upcharge	-	-	-	-	-
---	-----------	------------------------------------	---	---	---	---	---



Angled PowerPort Shroud Includes: shroud with 2 data plate knock-outs in the bottom.

**ORDERING NOTE:** Please refer to data plate, data and AV integration options on page XX.

Velcro Wire Manager (qty 1)	WM-4	24	2	4.5	0.5	-	-
-----------------------------	------	----	---	-----	-----	---	---



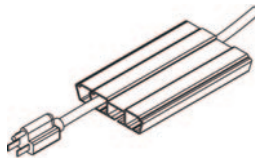
2 velcro wire managers are included with Ports 1-5.

Wire Management Trough	WM-72	169	72	3	1	-	-
------------------------	-------	-----	----	---	---	---	---



Wire Management Trough is standard in a 72" length & can be cut to specific length; double-sided tape installation.

4-Channel Wire Management	CM-72	214	72	3	1	-	-
---------------------------	-------	-----	----	---	---	---	---





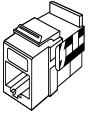
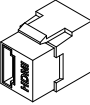
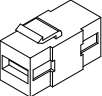
4-Channel Wire Management is standard in a 72" length & can be cut to specific length; double-sided tape installation.

Round Grommet	Round Grommet - Silver Metallic	142	-	-	-	-	-
	Round Grommet - Black	142	-	-	-	-	-



One 60mm Grommet in a standard position is available at no charge per table.

# POWER/DATA

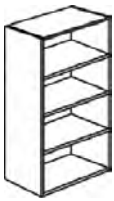
SNAP IN PORTS	Reference Code	Description	List Price
<b>ADAPTOR PLATES</b>			
	<b>M02</b>	<b>Adaptor Plate (2)</b> - accepts two snap in data ports	37
	<b>M04</b>	<b>Adaptor Plate (4)</b> - accepts four snap in data ports	37
	<b>M06</b>	<b>Adaptor Plate (6)</b> - accepts six snap in data ports	37
<b>ORDERING NOTES:</b> Blank covers are required when port is not in use, please see page 55.			
		<b>RJ-45</b> - Category 6 data connection. This connector is also downwards compatible with Category 5 cabling. Connector is a female input with a #110 punch-down terminal block output (back side of Console interface) for on-site hard wire connection.	45
	<b>S01W</b>	RJ45-CAT6 (White)	
	<b>S01B</b>	RJ45-CAT6 (Blue)	
	<b>S01R</b>	RJ45-CAT6 (Red)	
		<b>RJ11</b> - Telephone type connection. Connector is a female input with a #110 punch-down terminal block output (back side of Console interface) for on-site hard wire connection.	31
	<b>S02W</b>	RJ11 (White)	
	<b>S02B</b>	RJ11-B (Black)	
	<b>S02G</b>	RJ11-G (Green)	
	<b>S02R</b>	RJ11-R (Red)	
	<b>S02Y</b>	RJ11-Y (Yellow)	
	<b>S04</b>	<b>HDMI</b> - High Definition Multimedia Interface connection. Connector carries both HD audio and video data. Connector is a female-to-female pass through.	165
	<b>S08</b>	<b>USB-A</b> - Full size USB "A" style connection. Connector is a female-to-female pass through.	59

# ARTEMIS LAMINATE | BOOKCASES

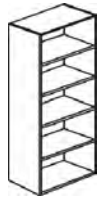
Description	Model	Laminate	W	D	H	Shipping Weight	Cubic Feet
2 Hi Bookcase Open Shelves	72BC301629*	834	29.75	15.75	29.5	48	10
	72BC361629	997	35.75	15.75	29.5	56	12



4 Hi Bookcase Open Shelves	72BC301655*	1209	29.75	15.75	55.25	64	18.25
	72BC361655	1348	35.75	15.75	55.25	72	21.75



5 Hi Bookcase Open Shelves	72BC301669*	1263	29.75	15.75	69	100	22.75
	72BC361669	1401	35.75	15.75	69	112	27



## ORDERING PROCEDURE

To order, please specify the following:

- 1) Krug product model number
- 2) Laminate, see page 446
- 3) Edge detail- I,H, L or P, see page 448
- 4) Pull style, see page 449
- 5) Grommet location if applicable

\*Indicates model illustrated by line drawing.

## CODE DESCRIPTION

ST - storage unit  
 BC - bookcase  
 WR - wardrobe  
 L - door hinged left  
 R - door hinged right  
 X - Silver Metallic framed frosted glass doors

## STANDARD LAMINATES

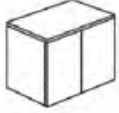
For a complete list of standard laminates please see page 446.

## GROMMETS

One grommet in standard position is optional at no charge. See page 494 for more power management information.

# ARTEMIS LAMINATE | STORAGE

Description	Model	Laminate Top/Polymer Edge	HPL Top/Polymer Edge	W	D	H	Shipping Weight	Cubic Feet
2 Hi Storage Unit	72ST36202911	1323	1454	35.75	20	29.5	104	14.75
Closed Bookcase	72ST36242911*	1390	1527	35.75	24	29.5	108	17.5



2 Hi Storage Unit	72ST36202901	1923	2115	35.75	20	29.5	116	14.75
Lateral File	72ST36242901*	1988	2187	35.75	24	29.5	120	17.5



4 Hi Storage Unit	72ST36205501	2823		35.75	20	55.25	176	27
Lateral File	72ST36245501*	2984		35.75	24	55.25	196	32



5 Hi Storage Unit	72ST19246911L	1503		18.75	24	69	132	21.75
Closed Shelves	72ST19246911R*	1503		18.75	24	69	132	21.75



5 Hi Storage Unit 2	72ST19246990	1727		18.75	24	69	132	21.75
File, 3 Open Shelves								



## ORDERING NOTES:

Storage Units have the option of pulls instead of the standard touch latch doors. To select this option, please change the prefix in the model number from "72" to "73" ie: 73ST19246991L. Please refer to page 494 for pull orientation above and below the worksurface height. Locks are available on Laminate doors for an **upcharge of \$142 list**.

### DIMENSION KEY

W - width  
D - depth  
H - height

Dimensions are in inches and approximate. Contact Customer Service if dimensions are critical.

### CODE DESCRIPTION

ST - storage unit  
BC - bookcase  
WR - wardrobe  
L - door hinged left  
R - door hinged right  
X - Silver Metallic framed frosted glass doors

### STANDARD LAMINATES

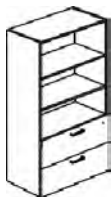
For a complete list of standard Laminates please see page 446.

# ARTEMIS LAMINATE | STORAGE

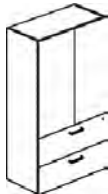
Description	Model	Laminate	W	D	H	Shipping Weight	Cubic Feet
5 Hi Storage Unit 2 File, 3 Closed Shelves	72ST19246991L 72ST19246991R*	1911 1911	18.75 18.75	24 24	69 69	132 132	21.75 21.75



5 Hi Storage Unit 2 Lateral File, 3 Open Shelves	72ST36246903* 72ST36206903	2480 2189	35.75 35.75	24 20	69 69	188 180	39.75 33.5
--	-------------------------------	--------------	----------------	----------	----------	------------	---------------



5 Hi Storage Unit 2 Lateral File, 3 Closed Shelves	72ST36206904* 72ST36246904	2405 2699	35.75 35.75	20 24	69 69	192 200	33.5 39.75
--	-------------------------------	--------------	----------------	----------	----------	------------	---------------



### ORDERING NOTES:

Storage Units have the option of pulls instead of the standard touch latch doors. To select this option, please change the prefix in the model number from "72" to "73" ie: 73ST19246991L. Please refer to page 449 for pull orientation above and below the worksurface height. Locks are available on Laminate doors for an **upcharge of \$139 list.**

### BOOKCASES:

Shelves are adjustable in 1.25" increments.

5 Hi Storage Unit 2 Lateral File, 3 Closed Shelves with Frosted Glass Doors	72ST36206904X* 72ST36246904X	3347 3637	35.75 35.75	20 24	69 69	192 200	33.5 39.75
--	---------------------------------	--------------	----------------	----------	----------	------------	---------------



### ORDERING NOTES:

Please note that glass doors are not available with the pull option or lock option.

### ORDERING PROCEDURE

To order, please specify the following:

- 1) Krug product model number
- 2) Laminate, see page 446
- 3) Edge detail- I,H, L or P, see page 448
- 4) Pull style, see page 449
- 5) Grommet location if applicable

\*Indicates model illustrated by line drawing.

### CODE DESCRIPTION

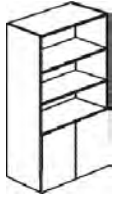
ST - storage unit  
 BC - bookcase  
 WR - wardrobe  
 L - door hinged left  
 R - door hinged right  
 X - Silver Metallic framed frosted glass doors

### STANDARD LAMINATES

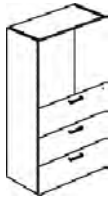
For a complete list of standard laminates please see page 446.

# ARTEMIS LAMINATE | STORAGE


Description	Model	Laminate	W	D	H	Shipping Weight	Cubic Feet
5 Hi Storage Unit 2 Closed, 3 Open Shelves	72ST36206913	1838	35.75	20	69	104	33.5
	72ST36246913*	2128	35.75	24	69	116	39.75



5 Hi Storage Unit 3 Lateral File, 2 Closed Shelves	72ST36246908	3121	35.75	24	69	192	39.75
--	--------------	------	-------	----	----	-----	-------



6 Hi Storage Unit Closed Shelves	72ST19248311L	1580	18.75	24	82.75	160	26
	72ST19248311R*	1580	18.75	24	82.75	160	26



## ORDERING NOTES:

Storage Units have the option of pulls instead of the standard touch latch doors. To select this option, please change the prefix in the model number from "72" to "73" ie: 73ST19246991L. Please refer to page 449 for pull orientation above and below the worksurface height. Locks are available on Laminate doors for an **upcharge of \$142 list**.

### DIMENSION KEY

W - width  
D - depth  
H - height

Dimensions are in inches and approximate. Contact Customer Service if dimensions are critical.

### CODE DESCRIPTION

ST - storage unit  
BC - bookcase  
WR - wardrobe  
L - door hinged left  
R - door hinged right  
X - Silver Metallic framed frosted glass doors


### STANDARD FINISHES

For a complete list of standard Laminates & HPL, please see page 446.



# ARTEMIS LAMINATE | STORAGE

Description	Model	Laminate	W	D	H	Shipping Weight	Cubic Feet
6 Hi Storage Unit 2 File, 4 Open Shelves	72ST19248390	1804	18.75	24	82.75	160	26




6 Hi Storage Unit	72ST19248391L	1988	18.75	24	82.75	160	26
2 File, 4 Closed Shelves	72ST19248391R*	1988	18.75	24	82.75	160	26



6 Hi Storage Unit	72ST36208303*	2283	35.75	20	82.75	216	40
2 Lateral File, 4 Open Shelves	72ST36248303	2580	35.75	24	82.75	224	47.5



6 Hi Storage Unit	72ST36208304*	2537	35.75	20	82.75	220	40
2 Lateral File, 4 Closed Shelves	72ST36248304	2797	35.75	24	82.75	228	47.5



## ORDERING NOTES:

Storage Units have the option of pulls instead of the standard touch latch doors. To select this option, please change the prefix in the model number from "72" to "73" ie: 73ST19246991L. Please refer to page 449 for pull orientation above and below the worksurface height. Locks are available on Laminate doors for an **upcharge of \$142 list.**

### ORDERING PROCEDURE

To order, please specify the following:

- 1) Krug product model number
- 2) Laminate, see page 446
- 3) Edge detail- I,H, L or P, see page 448
- 4) Pull style, see page 449
- 5) Grommet location if applicable

\*Indicates model illustrated by line drawing.

### CODE DESCRIPTION

ST - storage unit  
 BC - bookcase  
 WR - wardrobe  
 L - door hinged left  
 R - door hinged right  
 X - Silver Metallic framed frosted glass doors

### STANDARD LAMINATES

For a complete list of standard laminates please see page 446.

# ARTEMIS LAMINATE | STORAGE

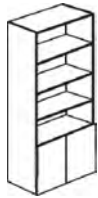
Description	Model	Laminate	W	D	H	Shipping Weight	Cubic Feet
6 Hi Storage Unit 2 Lateral File, 4 Closed Shelves with Frosted Glass Doors	72ST36208304X*	3570	35.75	20	82.75	220	40
	72ST36248304X	3868	35.75	24	82.75	228	40



**ORDERING NOTES:**

Please note that glass doors are not available with the pull option or lock option.

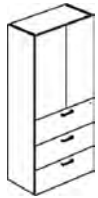
6 Hi Storage Unit 2 Closed, 4 Open Shelves	72ST36208313*	1930	35.75	20	82.75	200	40
	72ST36248313	2229	35.75	24	82.75	208	40



**ORDERING NOTES:**

Storage Units have the option of pulls instead of the standard touch latch doors. To select this option, please change the prefix in the model number from "72" to "73" ie: 73ST19246991L. Please refer to page 449 for pull orientation above and below the worksurface height. Locks are available on Laminate doors for an **upcharge of \$142 list.**

6 Hi Storage Unit 3 Lateral File, 3 Closed Shelves	72ST36248308	3221	35.75	24	82.75	220	40
---	--------------	------	-------	----	-------	-----	----



**ORDERING NOTES:**

Storage Units have the option of pulls instead of the standard touch latch doors. To select this option, please change the prefix in the model number from "72" to "73" ie: 73ST19246991L. Please refer to page 449 for pull orientation above and below the worksurface height. Locks are available on Laminate doors for an **upcharge of \$142 list.**

**DIMENSION KEY**

W - width  
D - depth  
H - height

Dimensions are in inches and approximate.  
Contact Customer Service if dimensions are critical.

**CODE DESCRIPTION**

ST - storage unit  
BC - bookcase  
WR - wardrobe  
L - door hinged left  
R - door hinged right  
X - Silver Metallic framed frosted glass doors

**STANDARD LAMINATES**

For a complete list of standard Laminates please see page 446.

# ARTEMIS LAMINATE | WARDROBES

Description	Model	Laminate	W	D	H	Shipping Weight	Cubic Feet
5 Hi Wardrobe with Closed Shelves	72WR36246901	2323	35.75	24	69	164	39.75
	72WR36246903*	2323	35.75	24	69	164	39.75



**ORDERING NOTES:**

01 - indicates closed left shelves and closed right wardrobe.  
 03 - indicates closed right shelves and closed left wardrobe.

5 Hi Full Width Wardrobe	72WR36246902	2249	35.75	24	69	135	39.75
--------------------------	--------------	------	-------	----	----	-----	-------



**ORDERING NOTES:**

Storage units have the option of pulls instead of the standard touch latch doors. To select this option, please change the prefix in the model number from "72" to "73" ie: 73WR36246901. Please refer to page 449 for pull orientation above and below the worksurface. Locks are available on all wood doors at **\$142 list per lock**. 24", 30" & 36" wardrobes require 2 locks.

**ORDERING PROCEDURE**

To order, please specify the following:

- 1) Krug product model number
- 2) Laminate, see page 446
- 3) Edge detail- I,H, L or P, see page 448
- 4) Pull style, see page 449
- 5) Grommet location if applicable

\*Indicates model illustrated by line drawing.



**CODE DESCRIPTION**

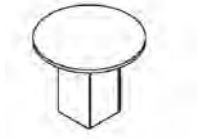
ST - storage unit  
 BC - bookcase  
 WR - wardrobe  
 L - door hinged left  
 R - door hinged right  
 X - Silver Metallic framed frosted glass doors

**STANDARD LAMINATES**

For a complete list of standard laminates please see page 446.

# ARTEMIS LAMINATE | MODULAR TOPS & MEETING TABLES

Description	Model	Laminate Top/Polymer Edge	HPL Top/Polymer Edge	W	D	H	Shipping Weight	Cubic Feet
	72TP6620			66	20	1.13	43	2.75
	72TP6624	337	517	66	24	1.13	50	3
	72TP6630	387	594	66	30	1.13	64	4
	72TP7220	458	704	72	20	1.13	44	3
	72TP7224*	380	583	72	24	1.13	55	3.5
	72TP7230	430	660	72	30	1.13	65	4
	72TP7820	516	788	78	20	1.13	46	3
	72TP7824	424	652	78	24	1.13	58	3.75
	72TP7830	480	739	78	30	1.13	75	4.75
	576	885						
	274	404						
	72TPR4220L	274	404	42	20	1.13	28	1.75
	72TPR4220R	304	442	42	20	1.13	28	1.75
	72TPR4224L	304	442	42	24	1.13	28	1.75
	72TPR4224R	297	437	42	24	1.13	28	1.75
	72TPR4820L*	297	437	48	20	1.13	31	2
	72TPR4820R	297	437	48	20	1.13	31	2
	72TPR4824L	331	485	48	24	1.13	31	2
	72TPR4824R	331	485	48	24	1.13	31	2
Round Meeting Tables with Square Base	72053629WM*	1260	1483	36	36	29.35	50	5.75
	72054229WM	1443	1728	42	42	29.35	62	7.5
	72054829WM	1555	1866	48	48	29.35	80	9.5



## DIMENSION KEY

W - width  
D - depth  
H - height

Dimensions are in inches and approximate. Contact Customer Service if dimensions are critical.

## CODE DESCRIPTION

L - left hand position  
R - right hand position  
4 - full height pedestal  
D - 2 file drawer  
F - 2 box, 1 file drawer  
P6- panel leg  
WM- wire management


## STANDARD LAMINATES

For a complete list of standard Laminates please see page 446.

## GROMMETS

One grommet in standard position is optional at no charge. See page 494 for more power management information.

# ARTEMIS LAMINATE | MODULAR & KNOCK DOWN COMPONENTS

Description	Model	Laminate	W	D	H	Shipping Weight	Cubic Feet
	72LB2029L	439	16	20	28	55	2
	72LB2029R	439	16	20	28	55	2
	72LB2429L*	474	16	24	28	60	3
	72LB2429R*	474	16	24	28	60	3
	72LB3029L	507	16	30	28	70	3.5
	72LB3029R	507	16	30	28	70	3.5

Half Gable Desk Height	72HG0829	134	8	1.12	28	8	1.5
	72HG1229	142	12	1.12	28	8	1.5



Panel Leg	72LG1429P6	303	12	1.12	28	8	1.5
-----------	------------	-----	----	------	----	---	-----



Modular Laminate	72PFB16204F	1139	15.75	20	28	61	6.5
Pedestals with Finish Back	72PFB16204D	1125	15.75	20	28	59	6.5
	72PFB16244F*	1250	15.75	24	28	72	6.5
	72PFB16244D	1236	15.75	24	28	70	6.5
	72PFB16304F	1360	15.75	30	28	83	9.5
	72PFB16304D	1349	15.75	30	28	78	9.5



## ORDERING NOTES:

Artemis Laminate includes a range of standard components for creating modular and reconfigurable units that are non-handed, and adaptable to changing needs. Non standard modular components can also be specified. In addition, a number of the desk, credenza and return models in this price list can be quoted and ordered as modular components. Please contact Customer Service for assistance in specifying and pricing modular components..

## ORDERING PROCEDURE

To order, please specify the following:

- 1) Krug product model number
- 2) Laminate, see page 446
- 3) Edge detail- I,H, L or P, see page 448
- 4) Pull style, see page 449
- 5) Grommet location if applicable

\*Indicates model illustrated by line drawing.

## CODE DESCRIPTION

L - left hand position  
 R - right hand position  
 4 - full height pedestal  
 D - 2 file drawer  
 F - 2 box, 1 file drawer  
 P6- panel leg  
 WM- wire management

## STANDARD LAMINATES

For a complete list of standard laminates please see page 446.

# ARTEMIS LAMINATE | MODULAR

Description	Model	Laminate	W	D	H	KW	Shipping Weight	Cubic Feet
Mobile Pedestal	72MP161927F*	1096	15.75	18.5	26.75		82	6.5
	72MP161927D	1085	15.75	18.5	26.75		82	6.5



Description	Model	Laminate	W	D	H	KW	Shipping Weight	Cubic Feet
Laminate Modesty Panel	72MP66*	336	0.75	42.75	28		26	4.5
	72MP72	365	0.75	48.75	28		30	5
	72MP78	397	0.75	54.75	28		30	5



**DIMENSION KEY**

W - width  
 D - depth  
 H - height

Dimensions are in inches and approximate. Contact Customer Service if dimensions are critical.

**CODE DESCRIPTION**

L - left hand position  
 R - right hand position  
 4 - full height pedestal  
 D - 2 file drawer  
 F - 2 box, 1 file drawer  
 P6- panel leg  
 WM- wire management

**STANDARD LAMINATES**

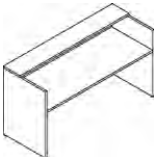
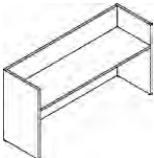
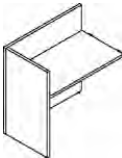

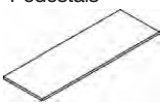
For a complete list of standard Laminates please see page 446.

**GROMMETS**

One grommet in standard position is optional at no charge. See page 494 for more power management information.



# ARTEMIS LAMINATE | RECEPTION

Description	Model	Laminate Top/Polymer Edge	HPL Top/Polymer Edge	W	D	H	Shipping Weight	Cubic Feet
 Gallery Reception Desk Shell	72GSD7230	1547	1937	71.75	30	42	216	65
	72GSD7830*	1777	2207	77.75	30	42	229	68
	72GSD8430	1841	2306	83.75	30	42	241	75.5
	72GSD9630	1963	2477	95.75	30	42	265	85.75
 Gallery Reception Credenza Shell	72GSC7224	1337	1574	71.75	24	42	197	53.75
	72GSC7824*	1539	1812	77.75	24	42	209	58
	72GSC8424	1595	1882	83.75	24	42	221	62
	72GSC9624	1700	2073	95.75	24	42	244	70.5
 Gallery Reception Return Shell	72GSRH4224L*	927	1083	41.75	24	42	118	32.5
	72GSRH4224R	927	1083	41.75	24	42	118	32.5
	72GSRH4824L	990	1157	47.75	24	42	128	36.75
	72GSRH4824R	990	1157	47.75	24	42	128	36.75
 Gallery Reception Linking Unit	72GLU4224H*	679	816	41.75	24	24	76	32.5
	72GLU4824H	775	939	47.75	24	24	87	36.75
 Modular Tops for Metal Pedestals	MTL72TP6120	298	451	61	20	1.13	42	2.5
	MTL72TP6124	345	520	61	24	1.13	54	2.5
	MTL72TP6620	337	512	66	20	1.13	43	2.5
	MTL72TP6624	387	584	66	24	1.13	50	2.5
	MTL72TP6630	458	693	66	20	1.13	64	3.5
	MTL72TP7220	380	574	72	24	1.13	44	2.75
	MTL72TP7224*	430	649	72	20	1.13	55	3
	MTL72TP7230	516	790	72	24	1.13	65	3.75

## ORDERING NOTES:

Artemis Laminate includes a range of standard components for creating modular and reconfigurable units that are non-handed, and adaptable to changing needs. Non standard modular components can also be specified. In addition, a number of the desk, credenza and return models in this price list can be quoted and ordered as modular components. Please contact Customer Service for assistance in specifying and pricing modular components..

## ORDERING PROCEDURE

To order, please specify the following:

- 1) Krug product model number
- 2) Laminate, see page 446
- 3) Edge detail- I,H, L or P, see page 448
- 4) Pull style, see page 449
- 5) Grommet location if applicable

\*Indicates model illustrated by line drawing.

## CODE DESCRIPTION

L - left hand position  
 R - right hand position  
 4 - full height pedestal  
 D - 2 file drawer  
 F - 2 box, 1 file drawer  
 P6- panel leg  
 WM- wire management

## STANDARD LAMINATES

For a complete list of standard laminates please see page 446.

# ARTEMIS LAMINATE | METAL MODULAR COMPONENTS

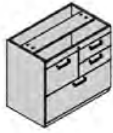
Description	Model	Price	W	D	H	Shipping Weight	Cubic Feet
Metal Pedestal Desk	MTL72P15184F*	815	15.25	22	27.75	53	7.2
Height 2 Box/1 File	MTL72P15184D	758	15.25	18	27.75	51	7.2
& File/File	MTL72P15224F	956	15.25	22	27.75	70	10.6
	MTL72P15224D	901	15.25	18	27.75	70	10.6



Metal Pedestal 2 Hi Lateral File	MTL72P30182801	1296	36	18.25	27.75	101	11.8
----------------------------------	----------------	------	----	-------	-------	-----	------



Metal Pedestal File/2 Box & Lateral File Combination	MTL72P30182802	1455	36	18.25	27.75	105	11.8
--	----------------	------	----	-------	-------	-----	------



Metal Pedestal 2 Box/ File & Lateral File Combination	MTL72P30182804	1390	36	18.25	27.75	95	11.8
---	----------------	------	----	-------	-------	----	------



Metal Mobile Pedestal	MTL72MP1519227F	956	15.25	19	27	54	7
-----------------------	-----------------	-----	-------	----	----	----	---



## DIMENSION KEY

W - width  
D - depth  
H - height

Dimensions are in inches and approximate. Contact Customer Service if dimensions are critical.

## CODE DESCRIPTION

MTL- metal components  
4 - full height pedestal  
D - 2 file drawer  
01 - lateral file drawer

## STANDARD FINISHES

For a complete list of standard Laminates please see page 446.

# ARTEMIS LAMINATE | METAL MODULAR COMPONENTS

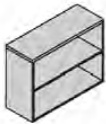
Description	Model	Price	W	D	H	Shipping Weight	Cubic Feet
2 Hi Lateral File	MTL72ST36182801	1612	36	18.25	27.75	108	14



Metal Pedestal File/2 Box & Lateral File Combination	MTL72ST36182811	1454	36	18.25	27.75	101	14
--	-----------------	------	----	-------	-------	-----	----



Metal Pedestal 2 Box/ File & Lateral File Combination	MTL72BC361328	1050	36	13.5	27.75	67	11.3
---	---------------	------	----	------	-------	----	------



Metal Mobile Pedestal	MTL72ST36185201	2553	36	18.25	51.5	192	25.2
-----------------------	-----------------	------	----	-------	------	-----	------



## DIMENSION KEY

W - width  
D - depth  
H - height

Dimensions are in inches and approximate. Contact Customer Service if dimensions are critical.

## CODE DESCRIPTION

MTL- metal components  
4 - full height pedestal  
D - 2 file drawer  
01 - lateral file drawer

## COLORS AVAILABLE

Silver Metallic  
Additional Colors are available upon request.

# ARTEMIS LAMINATE | METAL MODULAR COMPONENTS

Description	Model	Price	W	D	H	Shipping Weight	Cubic Feet
-------------	-------	-------	---	---	---	-----------------	------------

4 Hi Storage Closed	MTL72ST36185211	2234	36	18.25	51.5	148	25.2
---------------------	-----------------	------	----	-------	------	-----	------



4 Hi Bookcase Open Shelves	MTL72BC361352	1305	36	13.5	51.5	90	14.2
----------------------------	---------------	------	----	------	------	----	------



5 Hi Bookcase Open Shelves	MTL72BC361366	1562	36	13.5	66	118	25.3
----------------------------	---------------	------	----	------	----	-----	------



5 Hi Storage-3 Lateral File, 2 Closed	MTL72ST36186608	3279	36	18.25	66	212	30.8
---------------------------------------	-----------------	------	----	-------	----	-----	------



5 Hi Storage-2 Lateral File, 3 Closed	MTL72ST36186604	3089	36	18.25	66	203	30.8
---------------------------------------	-----------------	------	----	-------	----	-----	------



## DIMENSION KEY

W - width  
D - depth  
H - height

Dimensions are in inches and approximate. Contact Customer Service if dimensions are critical.

## CODE DESCRIPTION

MTL- metal components  
4 - full height pedestal  
D - 2 file drawer  
01 - lateral file drawer

## COLORS AVAILABLE

Silver Metallic  
Additional Colors are available upon request.

# ARTEMIS LAMINATE | METAL MODULAR COMPONENTS

Description	Model	Price	W	D	H	Shipping Weight	Cubic Feet
5 Hi Storage- Closed	MTL72ST36186611	2627	36	18.25	66	172	31



5 Hi- 2 File/3 Closed, Shelves/Wardrobe	MTL72WR24246610	2818	23.5	23.5	66	193	25.7
---	-----------------	------	------	------	----	-----	------



**ORDERING NOTES:**

(10) - indicates closed right wardrobe, 3 closed left shelves, 2 file drawers

(11) - indicates closed left wardrobe, 3 closed right shelves, 2 file drawers

5 Hi- Wardrobe, 2 File/3 Closed Shelves	MTL72WR24246611	2818	23.5	23.5	66	193	25.7
---	-----------------	------	------	------	----	-----	------



**ORDERING NOTES:**

(10) - indicates closed right wardrobe, 3 closed left shelves, 2 file drawers

(11) - indicates closed left wardrobe, 3 closed right shelves, 2 file drawers

**DIMENSION KEY**

W - width  
D - depth  
H - height

**CODE DESCRIPTION**



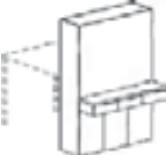
MTL- metal components  
4 - full height pedestal  
D - 2 file drawer  
01 - lateral file drawer

**COLORS AVAILABLE**

Silver Metallic  
Additional Colors are available upon request.

\*Indicates model illustrated by line drawing.

# ARTEMIS LAMINATE | MEDIA WALL

Description	Model	Laminate	W	D	H	Shipping Weight	Cubic Feet
1 TV Area, Unfinished Back 	72MW541269S14	2027	53.75	12	69	164	26
	72MW601269S14	2078	59.75	12	69	220	35
	72MW541269S16	2027	53.75	12	69	164	26
	72MW601269S16	2078	59.75	12	69	220	35
1 TV Area, Finished Back 	72MW541269S14FBB	2442	53.75	12	69	213	26
	72MW601269S14FBB	2509	59.75	12	69	285	35
	72MW541269S16FBB	2442	53.75	12	69	213	26
	72MW601269S16FBB	2509	59.75	12	69	285	35
1 TV Area, Finished Back with Drawers 	72MW541269S14FBB	3897	53.75	12	69	238	30
	72MW601269S14FBB	4585	59.75	12	69	318	41
	72MW541269S16FBB	3897	53.75	12	69	238	30
	72MW601269S16FBB	4585	59.75	12	69	318	41

## ORDERING NOTES:

Media Wall units are not stand alone cases. They must be used in conjunction with a Media Wall runoff top. Runoff tops and bases are sold separately, please see page 512 for model numbers and pricing.

### DIMENSION KEY

W - width  
D - depth  
H - height

Dimensions are in inches and approximate. Contact Customer Service if dimensions are critical.

### CODE DESCRIPTION




S14 - use with desk height runoff  
S16 - use with bar height runoff  
FBB - finished back with drawer ban  
FB - finished baCK

### STANDARD LAMINATES

For a complete list of standard Laminates please see page 446.



# ARTEMIS LAMINATE | MEDIA WALL DESK HEIGHT RUNOFFS

Description	Model	Laminate Top/Polymer Edge	HPL Top/Polymer Edge	W	D	H	Shipping Weight	Cubic Feet
	72MHR60364	817	1249	59.5	35.75	29.5	85	5
	72MHR60424	1018	1562	59.5	41.75	29.5	98	6
	72MHR66364	849	1299	65.5	35.75	29.5	93	5.5
	72MHR66424	1056	1617	65.5	41.75	29.5	106	6.5
	72MHR72364	909	1391	71.5	35.75	29.5	100	6
	72MHR72424	1121	1716	71.5	41.75	29.5	115	7
	72MHR78364	1066	1632	77.5	35.75	29.5	108	6.5
	72MHR78424	1284	1963	77.5	41.75	29.5	118	7.5
	72MHR84364	1095	1675	83.5	35.75	29.5	115	7
	72MHR84424	1310	2006	83.5	41.75	29.5	135	8
	72MHR96364	1153	1764	95.5	35.75	29.5	140	7.5
72MHR96424	1370	2094	95.5	41.75	29.5	160	9	
	72MHAR60364	851	1303	59.5	35.75	29.5	85	5
	72MHAR60424	1055	1614	59.5	41.75	29.5	98	6
	72MHAR66364	885	1353	65.5	35.75	29.5	93	5.5
	72MHAR66424	1092	1669	65.5	41.75	29.5	106	6.5
	72MHAR72364	944	1445	71.5	35.75	29.5	100	6
	72MHAR72424	1155	1769	71.5	41.75	29.5	115	7
	72MHAR78364	1102	1686	77.5	35.75	29.5	108	6.5
	72MHAR78424	1318	2016	77.5	41.75	29.5	118	7.5
	72MHAR84364	1129	1727	83.5	35.75	29.5	115	7
	72MHAR84424	1347	2059	83.5	41.75	29.5	135	8
	72MHAR96364	1188	1816	95.5	35.75	29.5	140	7.5
72MHAR96424	1402	2146	95.5	41.75	29.5	160	9	
	72MHBR60364	851	1303	59.5	35.75	29.5	85	5
	72MHBR60424	1055	1614	59.5	41.75	29.5	98	6
	72MHBR66364	885	1353	65.5	35.75	29.5	93	5.5
	72MHBR66424	1092	1669	65.5	41.75	29.5	106	6.5
	72MHBR72364	944	1445	71.5	35.75	29.5	100	6
	72MHBR72424	1155	1769	71.5	41.75	29.5	115	7
	72MHBR78364	1102	1686	77.5	35.75	29.5	108	6.5
	72MHBR78424	1318	2016	77.5	41.75	29.5	118	7.5
	72MHBR84364	1129	1727	83.5	35.75	29.5	115	7
	72MHBR84424	1347	2059	83.5	41.75	29.5	135	8
	72MHBR96364	1188	1816	95.5	35.75	29.5	140	7.5
72MHBR96424	1402	2146	95.5	41.75	29.5	160	9	

## ORDERING NOTES:

Please see page 639 for power/data options. Please note that 2" Square Metal legs cannot be specified with the Bullet Runoff top.

### ORDERING PROCEDURE

To order, please specify the following:

- 1) Krug product model number
- 2) Laminate, see page 446
- 3) Edge detail- I,H, L or P, see page 448
- 4) Pull style, see page 449
- 5) Grommet location if applicable

\*i Indicates model illustrated by line drawing.




### CODE DESCRIPTION

S1 - 1 TV area  
 S2 - 2 TV areas  
 WB - white board  
 11 - closed bookcase  
 B - drawer bank  
 4 - use with desk height runoff  
 6 - use with bar height runoff

### STANDARD LAMINATES

For a complete list of standard Laminates please see page 446.

# ARTEMIS LAMINATE | MEDIA WALL BAR HEIGHT RUNOFFS

Description	Model	Laminate Top/Polymer Edge	HPL Top/Polymer Edge	W	D	H	Shipping Weight	Cubic Feet
	72MHVR6036-424	976	1493	59.5	35.75	29.5	98	6
	72MHVR6042-484	1198	1835	59.5	41.75	29.5	110	6.5
	72MHVR6636-424	1010	1544	65.5	35.75	29.5	106	6.5
	72MHVR6642-484	1242	1899	65.5	41.75	29.5	120	7
	72MHVR7236-424	1069	1635	71.5	35.75	29.5	115	7
	72MHVR7242-484	1314	2011	71.5	41.75	29.5	130	7.5
	72MHVR7836-424	1218	1864	77.5	35.75	29.5	118	7.5
	72MHVR7842-484	1464	2238	77.5	41.75	29.5	145	8
	72MHVR8436-424	1246	1905	83.5	35.75	29.5	135	8
	72MHVR8442-484	1494	2284	83.5	41.75	29.5	155	9
	72MHVR9636-424	1254	1918	95.5	35.75	29.5	160	9
	72MHVR9662-484	1296	1983	95.5	41.75	29.5	175	10
	72MHR60366	817	1249	59.5	35.75	41.5	85	5
	72MHR60426	1018	1562	59.5	41.75	41.5	98	6
	72MHR66366	849	1299	65.5	35.75	41.5	93	5.5
	72MHR66426	1056	1617	65.5	41.75	41.5	106	6.5
	72MHR72366	909	1391	71.5	35.75	41.5	100	6
	72MHR72426	1121	1716	71.5	41.75	41.5	115	7
	72MHR78366	1066	1632	77.5	35.75	41.5	108	6.5
	72MHR78426	1284	1963	77.5	41.75	41.5	118	7.5
	72MHR84366	1095	1675	83.5	35.75	41.5	115	7
	72MHR84426	1310	2006	83.5	41.75	41.5	135	8
	72MHR96366	1153	1764	95.5	35.75	41.5	140	7.5
	72MHR96426	1370	2094	95.5	41.75	41.5	160	9
	72MHAR60366	851	1303	59.5	35.75	41.5	85	5
	72MHAR60426	1055	1614	59.5	41.75	41.5	98	6
	72MHAR66366	885	1353	65.5	35.75	41.5	93	5.5
	72MHAR66426	1092	1669	65.5	41.75	41.5	106	6.5
	72MHAR72366	944	1445	71.5	35.75	41.5	100	6
	72MHAR72426	1155	1769	71.5	41.75	41.5	115	7
	72MHAR78366	1102	1686	77.5	35.75	41.5	108	6.5
	72MHAR78426	1318	2016	77.5	41.75	41.5	118	7.5
	72MHAR84366	1129	1727	83.5	35.75	41.5	115	7
	72MHAR84426	1347	2059	83.5	41.75	41.5	135	8
	72MHAR96366	1188	1816	95.5	35.75	41.5	140	7.5
	72MHAR96426	1402	2146	95.5	41.75	41.5	160	9

**ORDERING NOTES:**

Please see page 493 for power/data options.

**DIMENSION KEY**

W - width  
D - depth  
H - height

Dimensions are in inches and approximate.  
Contact Customer Service if dimensions are critical.




**CODE DESCRIPTION**

S1 - 1 TV area  
S2 - 2 TV areas  
WB - white board  
11 - closed bookcase  
B - drawer bank  
4 - use with desk height runoff  
6 - use with bar height runoff

**STANDARD LAMINATES**

For a complete list of standard Laminates please see page 446.

# ARTEMIS LAMINATE | MEDIA WALL BAR HEIGHT RUNOFFS

Description	Model	Laminate Top/Polymer Edge	HPL Top/Polymer Edge	W	D	H	Shipping Weight	Cubic Feet
	72MHBR60366	851	1303	59.5	35.75	41.5	85	5
	72MHBR60426	1055	1614	59.5	41.75	41.5	98	6
	72MHBR66366	885	1353	65.5	35.75	41.5	93	5.5
	72MHBR66426	1092	1669	65.5	41.75	41.5	106	6.5
	72MHBR72366	944	1445	71.5	35.75	41.5	100	6
	72MHBR72426	1155	1769	71.5	41.75	41.5	115	7
	72MHBR78366	1102	1686	77.5	35.75	41.5	108	6.5
	72MHBR78426	1318	2016	77.5	41.75	41.5	118	7.5
	72MHBR84366	1129	1727	83.5	35.75	41.5	115	7
	72MHBR84426	1347	2059	83.5	41.75	41.5	135	8
	72MHBR96366	1188	1816	95.5	35.75	41.5	140	7.5
	72MHBR96426	1402	2146	95.5	41.75	41.5	160	9
		72MHVR6036-426	976	1493	59.5	35.75	41.5	98
72MHVR6042-486		1198	1835	59.5	41.75	41.5	110	6.5
72MHVR6636-426		1010	1544	65.5	35.75	41.5	106	6.5
72MHVR6642-486		1242	1899	65.5	41.75	41.5	120	7
72MHVR7236-426		1069	1635	71.5	35.75	41.5	115	7
72MHVR7242-486		1314	2011	71.5	41.75	41.5	130	7.5
72MHVR7836-426		1218	1864	77.5	35.75	41.5	118	7.5
72MHVR7842-486		1464	2238	77.5	41.75	41.5	145	8
72MHVR8636-426		1246	1905	83.5	35.75	41.5	135	8
72MHVR8642-486		1494	2284	83.5	41.75	41.5	155	9
72MHVR9636-426		1254	1918	95.5	35.75	41.5	160	9
72MHVR9642-486		1296	1983	95.5	41.75	41.5	175	10
		72MHVAR6036-426	1005	1538	59.5	35.75	41.5	98
	72MHVAR6042-486	1082	1654	59.5	41.75	41.5	110	6.5
	72MHVAR6636-426	1039	1591	65.5	35.75	41.5	106	6.5
	72MHVAR6642-486	1278	1956	65.5	41.75	41.5	120	7
	72MHVAR7236-426	1100	1684	71.5	35.75	41.5	115	7
	72MHVAR7242-486	1354	2069	71.5	41.75	41.5	130	7.5
	72MHVAR7836-426	1257	1921	77.5	35.75	41.5	118	7.5
	72MHVAR7842-486	1505	2304	77.5	41.75	41.5	145	8
	72MHVAR8436-426	1282	1962	83.5	35.75	41.5	135	8
	72MHVAR8442-486	1538	2351	83.5	41.75	41.5	155	9
	72MHVAR9636-426	1335	2040	95.5	35.75	41.5	160	9
	72MHVAR9642-486	1603	2451	95.5	41.75	41.5	175	10

## ORDERING NOTES:

Please note that 2" Square Metal legs cannot be specified with the Bullet Runoff top.

### ORDERING PROCEDURE

To order, please specify the following:

- 1) Krug product model number
- 2) Laminate, see page 446
- 3) Edge detail- I,H, L or P, see page 448
- 4) Pull style, see page 449
- 5) Grommet location if applicable

\*Indicates model illustrated by line drawing.

### CODE DESCRIPTION

S1 - 1 TV area  
 S2 - 2 TV areas  
 WB - white board  
 11 - closed bookcase  
 B - drawer bank  
 4 - use with desk height runoff  
 6 - use with bar height runoff

### STANDARD LAMINATES

For a complete list of standard Laminates please see page 446.

# ARTEMIS LAMINATE | MEDIA WALL BASES

Description	Model	Price	W	D	H	KW	Shipping Weight	Cubic Feet
4" Diameter Metal Leg	72LG429D8	677	4	4	28		20	1
	72LG442D8	725	4	4	41		30	1.5



Disc Bases	72141828	280	18	18	28.5		30	8
	72141842	313	18	18	41		35	8.5



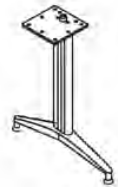
2" Square Metal Leg	72LG229M	428	2	2	28		10	1
	72LGX242M	478	2	2	41		20	1.5



**ORDERING NOTES:**

Please note that 2" Square Metal legs cannot be specified with the Bullet Runoff top.

T-Base	72LG2029TR5	416	2	2	28		10	1
	72LG2042TR5	630	2	2	41		20	1.5



**ORDERING NOTES:**

Please note that 29" base is to be used to achieve a desk height runoff, 42" base is to be used for bar height runoff.

**DIMENSION KEY**

W - width  
D - depth  
H - height

Dimensions are in inches and approximate.  
Contact Customer Service if dimensions are critical.



FSC  
www.fsc.org  
FSC® C021699

The mark of responsible forestry



All products are air emissions certified and are available as FSC® certified

# krug

solutions@krug.ca | www.krug.ca | 1.888.578.KRUG

Updated February 2024