

ARTEMIS LAMINATE
Price and Specification Guide
USA



Effective, January 1, 2025

krug

Advancing Design Through Innovation

ARTEMIS LAMINATE | TABLE OF CONTENTS

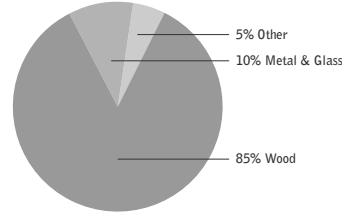
445	Environmental Summary
446	Laminates
447	General Product Specification
447	Non-Standard Product Guidelines for Pricing
455	Sample Configuration
456	Desks
465	Returns
477	Linking
479	Credenzas
486	Overheads
488	Hutches
492	Modular Pedestals
493	PowerPorts
496	Keyboard Tray & Cable Management
497	Bookcases
498	Storage
503	Wardrobes
504	Modular Tops & Meeting Tables
505	Modular Support
507	Reception
508	Metal Modular Components
512	Media Wall

ARTEMIS LAMINATE | ENVIRONMENTAL SUMMARY

LEED CERTIFICATION



MATERIAL CONTENT:



PRE-CONSUMER
RECYCLED CONTENT - 81%

POST-CONSUMER
RECYCLED CONTENT - 3%

Credit	Description	CONTRIBUTES TO
Credit 2.1 - 2.2	Construction Waste Management	1-
Credit 3.3	Resource Reuse	1 point
Credit 4.1	Recycled Content	1 point
Credit 4.2	Recycled Content	1 point
Credit 4.5	Low Emitting Materials, (MUST BE REQUESTED) Composite Wood & Laminate Adhesives	1 point
Credit 5.1	Regional Materials*	1 point
Credit 6	Rapidly Renewable Materials (MUST BE REQUESTED)	1 point
Credit 7	Certified Wood (MUST BE REQUESTED)	1 point

*This credit is only applicable if in total 20% of the combined value of the procurement of construction materials and in the furniture are manufactured within a radius of 500 miles. This credit will apply if the installation of the finished product occurs within 500 miles of Kitchener, Ontario.

level® CERTIFICATION

BIFMA's e3 Furniture Sustainability Standard is a voluntary, multi-attribute standard that measures the degree of sustainability of furniture. This standard evaluates product and company environmental attributes and compliance systems in a wide range of elements which include Materials, Energy & Atmosphere, Human & Ecosystem Health and Social Responsibility. Artemis products have earned level®, BIFMA's sustainability certification program for furniture, certification through third-party verification against the e3 standard. All Artemis products can be supplied with level® certification. In order to accomplish this, the product must also be ordered with the air-emissions-certification option. Contact customer service for information and upcharges.



AIR-EMISSIONS

All Artemis products can be supplied with air-emissions-certified materials. Contact customer service for information and upcharges.



FSC®
www.fsc.org
FSC® C021699

the mark of responsible forest

FSC®

FSC® In 2005, Krug received Forest Stewardship Council® (FSC®) Chain-of-Custody certification for our manufacturing facilities. The FSC® Chain-of-Custody tracks certified wood from seedling to final sale. It verifies that the material for our FSC® certified products only come from well-managed, FSC®-certified forests and other controlled sources. FSC® is dedicated to the promotion of responsible forest management worldwide helping to take care of forests for future generations. Artemis Laminate and other Krug products can be specified with FSC® Certification. Contact customer service for further information, pricing and lead times.



In addition, architects, designers, and building professionals can specify FSC®-certified products in order to achieve a point from the US. Green Building Council's Leadership in Energy and Environmental Design (LEED) Rating System.

LAMINATE - TECHNICAL SPECIFICATIONS

(All references to "Laminate" in this price list mean thermofused melamine. This material is also known as low-pressure laminate or Laminate)

PROPERTIES	DESCRIPTION	(LD 3-2005)	PROGRAM
Wear Resistance	Measure of the ability of the surface to keep its design or color under abrasive wear	400 cycles	400 cycles - Solid Colors 125 cycles - Prints
Appearance	Presence of visual defects on decorative surface	No surface defects	No surface defects
Scratch Resistance	Measure of the ability of decorative surface to scratch by diamond tip tool	n/a	3.4 N
Stain Resistance	Measure of the ability of the decorative surface to resist to stain when exposed to 15 household products see list below of products tested)	1 to 10 no effect 11 to 15 moderate (difficult to perceive the stain)	1 to 10 no effect 11 to 15 moderate
Cleanability	Measure of the ability of a decorative surface to be cleaned when exposed to 15 soiling agents (See list below)	Maximum 20	Maximum 20
Light Resistance	Measure of the ability of a decorative surface to retain its color when exposed to a light source close to sunlight	Slight	Slight
High Temperature Resistance	Measure of the ability of a decorative surface to maintain its color and aspect when exposed to high temperature	Slight	Slight
Radiant Heat Resistance	Measure of the ability of a decorative surface to resist any damage when exposed to a radiant heat source	No effect after 60 seconds	No effect after 60 seconds
Boiling Water Resistance	Measure of the ability of a decorative surface to resist any damage when exposed to boiling water for 20 minutes	No effect	No effect
Impact Resistance	Measure of the maximal falling height of a steel ball that does not cause fracture to the decorative surface	381 mm/n 15 in	381 mm/n 15 in
Fire Resistance	Measure of flame spread rating under controlled conditions	n/a	Class III
Warping	Measure of the maximal departure of the surface from flatness	n/a	3 mm/m

STAIN RESISTANCE (see above) products tested:

STAIN	PREPARATION NOTES	APPLICATION
1. Distilled Water	As received	Apply 2 drops (6 mm spot) cover with watch glass
2. Ethyl Alcohol Solution	A solution of 50% ethyl alcohol and 50% distilled water as received	As above
3. Acetone	As received	As above
4. Household Ammonia	As received (non-sudsing type)	As above
5. 10% Citric Acid	A solution of 10% citric acid in distilled water	As above
6. Vegetable Oil	As received	As above
7. Fresh Coffee	1 teaspoon instant coffee per 180 ml of distilled water	As above
8. Fresh Tea	Brew 1 tea bag per 120 ml distilled boiling water for 2 minutes	As above
9. Ketchup	As received	As above
10. Yellow Mustard	As received	As above
11. 10% Povidone Iodine	As received	As above
12. Black Permanent Marker	As received	Mark spot (6 mm spot), do not cover
13. #2 Pencil	As received	As above
14. Wax Crayon	As received	As above
15. Black Paste Shoe Polish	As received	Apply (6 mm spot) do not cover

* NEMA is the recognized standard for high-pressure laminates.

HIGH-PRESSURE WORKSURFACE LAMINATE- TECHNICAL SPECIFICATIONS

PHYSICAL PROPERTIES	NEMA LD3-2005	STANDARD HPLs
Appearance	3.1	No ABC Defects
Light Resistance	3.3	Slight
Cleanability	3.4	20 (maximum)
Stain Resistance (see Products Tested on previous page)	3.4	
Reagents 1-10		No Effect
Reagents 11-15		Moderate
Boiling Water Resistance	3.5	Slight
High Temperature Resistance	3.6	Slight
Ball Impact Resistance - mm - in	3.8	762 (minimum) 30 (minimum)
Radiant Heat Resistance - sec	3.10	100 (minimum)
Dimensional Change	3.11	
Machine Direction - %		1.1 (maximum)
Cross Direction - %		1.4 (maximum)
Wear Resistance - cycles	3.13	400 (minimum)

ARTEMIS LAMINATE | LAMINATES

LAMINATES

Krug's in-stock Laminates are available in 17 different laminate selections. Please note that 4 of the colors (Gingerbread, Portobello, Ash and Willow) have textured finishes and may not be appropriate for use in patient areas due to infection control concerns. Minimum order quantities and extended lead times may apply for exotic laminate colors, please check with customer service. Polymer Edge will be selected to match the worksurface. Krug's previous laminate in-stock program will be phased out as in-stock supply depletes. Please contact customer service for availability.

IN-STOCK LAMINATES

Wood Grain Laminate	LPL SUPPLIER	HPL SUPPLIER
Champagne	Tafisa T492CR	Arborite T492KR
Hardrock Maple	Formica 86992-58	Formica 86992-58
Dune	Tafisa T491CR	Arborite T491KR
Copper	Tafisa T521CR	Arborite T521KR
Shiraz Cherry	Tafisa T472CR	Arborite T472CA
Park Avenue Walnut	Wilsonart 7984-38	Arborite T484KR
Chocolate	Tafisa T498CR	Arborite T498KR
Nutmeg	Tafisa T477CR	Arborite T477KR
Dark Walnut	Tafisa T469CR	Arborite T469KR
Textured Wood Grain Laminate		
Gingerbread	Tafisa L556R	Arborite T556UR
Portobello	Tafisa L557R	Arborite T557UR
Ash	Tafisa L535A	Arborite T535AT
Willow	Tafisa L543A	Arborite T543AT
Solid Laminate		
Designer White	Uniboard 555D	Wilsonart D354-60
Platinum	Tafisa L202C	Arborite T202KR
Earth	Tafisa L767C	Arborite T767KR
Charcoal	Tafisa L228C	Arborite T228KR

PHASE OUT LAMINATES

Solid Laminate

Almond
Black
Shadows

Exotic Laminate

Edgewood Sycamore
Gunstock Walnut

Candlelight

Antique White

Non-Stocked Laminates

For specific lead time and application questions, please contact Krug Customer Service for your requirement. Upcharges will be applicable for non-stocked laminates, depending on their cost. Non-stock laminates may require a minimum order quantity, please contact customer service. Stocked polymer edges only can be specified for use with non-stocked laminates or tops will be self-edged.

Dual Laminates

Two laminate colors can be combined on the same unit, with one laminate color on the worksurface and another laminate on the rest of the unit, at an upcharge of 5%. Combinations of more than one laminate in the body of the unit are not available.

ARTEMIS LAMINATE | GENERAL PRODUCT SPECIFICATIONS

Worksurfaces

Laminate worksurfaces are 1-1/4" thick, and have thermally fused laminate applied to particle board core. High Pressure plastic Laminate (HPL) worksurfaces are 1-1/8" thick, and have plastic laminate applied to particle board core, with a laminate backer. All worksurface height tops have profiled edges on all sides, except when using the M p ofile in a polymer edge on a laminate top. In this case the profile appear on the front and back sides only on desks. On credenza, return, linking unit, and 2 hi storage unit tops the side and back edges are not profiled.

Modesty Panels

Modesty panels are standard on all desks, and optional on shaped tops, returns, linking units and credenzas.

Metal Legs

The metal legs in Artemis Laminate have a Silver Metallic finish.

Locks

Locks are standard on all pedestals and storage unit lateral file drawers. Locks are optional on door fronts and must be specified at time of order. All lock cores are Silver. Locks are not available on glass doors.

Latches

Bookcase doors are equipped with touch latches mounted inside the top edge of the door when no pulls are specified. Pier hutches have an option of a pull on the pier door only, touch latched will not be provided.

Drawers

Desk box and file drawers have fully progressive full extension slides and are load rated at 125 lbs. per drawer. All drawer interiors are maple print components with a 1/4" matching laminate bottom. All file drawers are equipped for letter and legal filing. All box/box/file pedestals in desks are supplied with one molded black pencil tray.

Glides

Adjustable glides are 1-1/2" long and allow for a range of adjustment of 1 1/4".

Hinges

Hinges on all hutch, overhead and bookcase laminate doors are European style with 165 degree opening. Frosted glass doors have 105 degree opening. All hinges are fully adjustable.

Pulls

All pulls are die cast with a choice of Silver Metallic powder coat and Grey Metallic powder coat finish options. Pulls are supplied on all drawers.

Metal Cabinets

Steel frame construction is welded and channels are formed in key areas for strength. Inner frame is 20 gauge metal. Fronts, tops, outer panels are 20 and 22 gauge steel. Standard PAINT FINISH • Silver Metallic Powder Coat • Additional colors are available upon request.

Testing Information

Artemis Laminate meets or exceeds the testing requirements of ANSI/BIFMA X5.5-2014 and/or X5.9 - 2012.



ARTEMIS LAMINATE | NON-STANDARD PRODUCT GUIDELINES FOR PRICING

PRICING METHODS

Custom widths: Apply the price that is one standard size larger than the desired case size (but same depth). Example: required dimension is 74" x 24", so take the price of the 78" x 24" unit. Custom depths: Apply the price of the same unit one size deeper (but same width).

Example: required dimension is 72" x 26", so take the price of the 72" x 30" unit.

Custom width & depth: Apply the price of the same unit both one size wider and one size deeper.

Example: required dimension is 74" x 26", so take price of the first standard size above 84" x 30" unit.

Custom height of desk height cases: Add	18% (31-32" HI)
Grommets in non-standard positions, add:	\$152 list
To remove hutch or overhead doors, deduct:	4% list
Bookcase with optional pull out printer shelf, add:	\$238 list
Bookcase with optional vent in back (includes 2 vents and 1 grommet), add:	\$302 list
2 lateral file and 3 or 4 closed shelves - convert to half open, half closed shelves, add:	15% list
2 lateral file and 3 or 4 closed shelves - convert to half open, half wa drobe, add:	15% list
To remove storage doors for open shelves, deduct:	4% list

EXCEPTIONS TO THE PRICING METHODS ABOVE

Sizes larger than largest shown in Price List.

Glass door – any style.

Cases with curvilinear tops where the radius becomes non-standard.

Please contact Specials Coordinator or Krug Customer Service at 1.888.578.KRUG if you require assistance.

PLEASE NOTE: Cases with non-standard features do not apply to the rules above. Contact Krug Customer Service if you require assistance.

ARTEMIS LAMINATE | GENERAL PRODUCT SPECIFICATIONS

EDGE PROFILES



Flat Edge - T



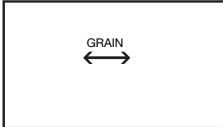
Radius Edge - D

T and D Profiles Polymer Edge

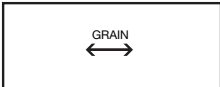
The T and D profiles are applied to all edges of Desks, Credenzas, Curvilinear Desks, Returns, Linking Units, Corner Units, Bookcase and 2 Hi Storage Units tops. Plan views of each are shown below.



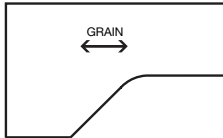
Desks



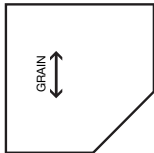
Returns and Linking Units



Credenza



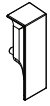
Curvilinear Desks



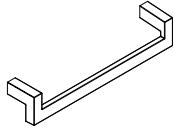
Corner Units

ARTEMIS LAMINATE | PULLS & LOCKS

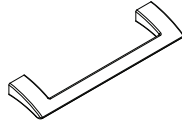
Drawer Pulls



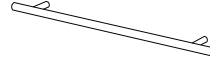
Athena



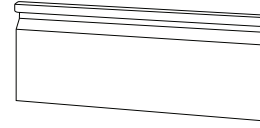
Diana



Hera



Sono



Finger Pull - Metal Cases Only

Artemis pulls are available in two standard finishes - Silver Metallic and Grey Metallic. Please specify finish color on purchase order. Artemis pulls are standard on drawer fronts and can be specified on doors. See below for orientation of pulls

Doors with Pulls Above
Work Surface Height:

Athena Vertical
Diana Vertical
Hera Vertical
Sono Vertical

Doors with Pulls Below
Work Surface Height:

Athena Vertical
Diana Horizontal
Hera Horizontal
Sono Horizontal

Pulls on All Drawer Fronts:

Athena Vertical
Diana Horizontal
Hera Horizontal
Sono Horizontal

Artemis Metal Pedestals will be supplied with a finger pull as standard. Diana, Hera and Sono pulls can be specified for metal drawer fronts at no up-charge. Athena pulls will not be available on metal fronts.

Locks

Locks are provided as standard features on all pedestals, except bookcase pedestals, including those in desks, credenzas, and lateral file storage units. Satin Aluminum lock plugs are located on the fronts of all cases.

Locks are available on the bookcase doors at an **upcharge of \$152 list per set** of (2) doors, please specify at time of order. If a hutch or overhead has an uneven amount of doors the single lock required is **also \$152**. Lock plugs for bookcase doors are generally located on the top inside corner of the door front. Lock plugs for hutch and overhead doors are generally located on the lower inside corners. Suites can be keyed alike at no upcharge, please specify on purchase order.

ARTEMIS LAMINATE | POWER MANAGEMENT

GROMMETS - Optional (Top Only)

All cases may be specified with one grommet in a standard position at no upcharge. A **\$152 list upcharge** will apply to additional grommets in standard positions and for grommets requested in non-standard positions a **\$152 list upcharge** will apply.

The grommet position must be indicated for each case on the order. Please specify location of grommet when ordering.



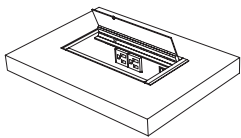
GROMMETS - Round

A round grommet in a satin metallic finish with an open and shut mouse hole serves to provide cable passage for areas not requiring a large opening. The grommet position must be indicated for each case on the order. Please specify location of grommet when ordering.

Grommets can be field installed with a power drill, 60 mm hole saw. Please keep in mind the location of the grommets when specifying paper managers or pier hutches for use with worksurfaces. For example, a paper-manager on the left-hand side may be used with a "C", "BR" or "AR" grommet.

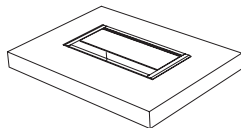
POWERPORT

A PowerPort is a unique worksurface mounted module that can be specified to a location that best serves the user's needs. It includes a UL approved electrical, voice and data power bar, containing two 115 - volt electrical simplex outlets which are accessible from the work surface, plus a utility outlet at the end for daisy chaining purposes. 3 data versions are available, please see page 494 for options.



PORT

A service module having no power bar will serve as a large grommet. A hinged lid easily enables the passage of several cables and devices.



76PDVM (Power/ Data/ Voice Module)

The worksurface mounted 76PDVM can be specified to a standard location that best serves the user's needs. It is CSA/UL approved, and comes with 2 - 115 volt electrical convenience outlets, 1 - RJ 11 communication port, and 1 - RJ 45 data port.

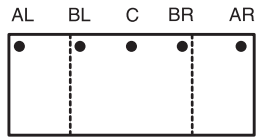


Please keep in mind the location of Powerports, Ports, and 76PDVM's when specifying paper managers or pier door hutches for use with worksurfaces. For example, a paper manager or a pier on the left-hand side may be use with a "C", "BR", or "AR" Power port.

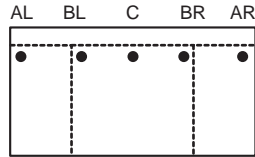
ARTEMIS LAMINATE | POWER MANAGEMENT

Standard Grommet & PowerPort Positions

Desks, Credenzas, Link Units & Returns



30" deep desks:
 Position Code:
 AL – left corner
 BL – left end beside pedestal gable
 C – center
 BR – right end beside pedestal gable
 AR – right corner




36" deep desks:
 Position Code:
 AL – left corner
 BL – left end beside pedestal gable
 C – center
 BR – right end beside pedestal gable
 AR – right corner

"BR" and "BL" are only available on tops 60" or longer.

Curvilinear Top Grommets & PowerPorts

"AL" and "AR" are the only grommet and PowerPort locations that apply to **curvilinear returns**. Please note these locations are not applicable on the 36" deep top and fixed modesty panel.

Guest Side



Guest Side



Position code:
 AL - left corner on right hand return
 AR - right corner on left hand return

Curvilinear desk grommets and PowerPorts can only be specified in "C" position.



User Side



User Side

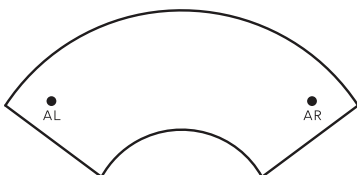


User Side

Position Code: C center

Crescent Return Grommets

PowerPorts are not available on Crescent returns.



Position Code:
 AL - left corner on return
 AR - right corner on return

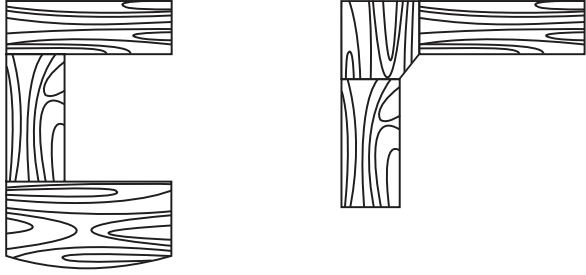
ARTEMIS LAMINATE | LAMINATE WORKSURFACES

Laminate Worksurfaces

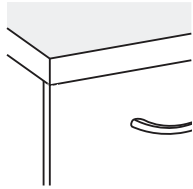
Standard Artemis laminate casegoods will have low pressure laminate worksurfaces and a low pressure laminate chassis. Optional high pressure laminate worksurfaces are available.

Worksurfaces are available with the following options:

- 1) Laminate with Polymer Edge
- 2) High Pressure Laminate (HPL) with Polymer Edge.



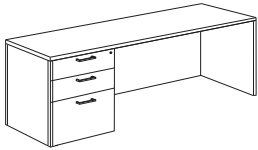
The grain direction runs lengthwise on all worksurfaces .



The diagram illustrates the placement of laminate on Krug worksurfaces. The shaded areas represent laminate, while the non-shaded area indicates the polymer edge.

Grain Direction: All components have vertical grain direction except, there will be a horizontal grain on hutch back panels, half modesty panels on desk returns, returns with curvilinear tops, and credenza shell backs. Desk shells, desk returns, gallery desks and linking units incorporate split panels in order to maintain vertical grain direction.

ARTEMIS LAMINATE | CREDENZAS



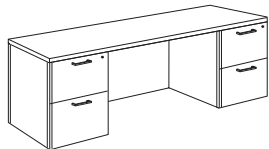
Credenzas

Artemis Laminate offers a wide variety of credenzas for use as stand alone storage pieces, part of a connected worksurface configuration, or behind a desk.

Choose from single or double pedestal options, with fixed or hinged modesty panel

Modesty Panels

Credenzas with hinged modesty panels provide easy access to wall mounted electrical sources without wiring difficulties

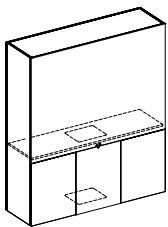


Credenzas with modesty panels have an added finished look, and all cases are available with a wiring grommet in a standard position for added cable management, please specify on your order. Wiring grommets can be specified above the pedestal location

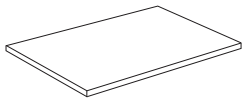
Pedestals

Artemis Laminate credenzas are available with single, lateral file, combination pedestals or bookcase pedestals.

ARTEMIS LAMINATE | MEDIA WALL SPECIFICATIONS



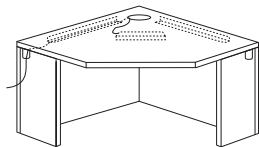
ARTEMIS LAMINATE | LINKING & CORNER UNITS



Artemis Laminate linking units and corner units are available in a range of sizes for ease of use in configuring a connected worksurface.

Linking Units

Linking Units are for use between desks and credenzas in creating a U-shaped configuration, and must be supported at both ends. They are available with or without modesty panels.

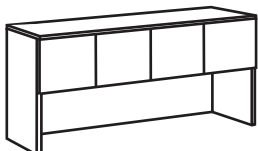


Corner Units

A corner unit can also be used on a U-shaped configuration, or it can be an integral part of a L-shaped work area with returns or linking units linked to either side.

Corner units have a standard grommet included in the back corner for ease of cable management, and have additional wire management access grommets in the half gables so that cable can be run to other areas of the connected worksurface. This can be assisted by a cut length of wire management cover.

ARTEMIS LAMINATE | HUTCHES, OVERHEADS, & TACKBOARDS



Hutches and Overheads

Artemis Laminate offers hutch and overhead options for use in a work area configuration

All hutches and overheads include tasklights that are factory installed and require no field adjustment. Tasklights are mounted beneath the cabinet and hidden from view. Selected hutches are available with Silver Metallic framed frosted glass doors.

Doors

Doors are equipped with fully adjustable European style hinges. Locks are optional and can be specified at time of order for an **upcharge of \$152 per set** of (2) doors. If an uneven amount of doors require locks, the **lock on the single door is \$152**. Locks are not available on glass doors.

Hutch Power/ Data/ Voice Module

Access to power and data is made simple by using a hutch with a power/data/voice module built right into the tackboard. The module is fully installed at the factory but can be removed to connect data links on site. It features a flip door that retracts into the case of the unit when open.



Please note, not all fabrics are suitable for tackboard application. Tackboard fabric selections should be supplied with the order information.

Tackboards are not included with overheads, see page 487 for pricing. Overhead tackboards include wall mounting hardware and instructions.

Only hutches and overhead tackboards in Krug panel fabrics are available on KrugExpress.

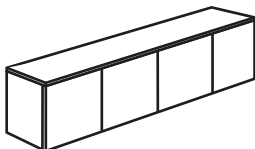
Tasklights

Tasklights are included with hutches and overheads. On hutches, the tasklight cord is threaded behind the hutch through a standard access grommet on the upper right hand side of the back panel.

Tasklights are installed on the underside of overhead units. Cords run down the right hand side of the tasklight to the worksurface where they can be routed behind the worksurface top. The use of a wall mounted Overhead tackboard conceals the cord from view.

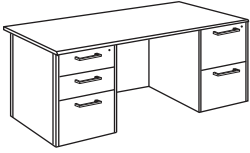
Installation

Hutch and overhead installation instructions are included with every case or can be found in this guide on page 454. All mounting hardware required is included with the product.



ARTEMIS LAMINATE | FILING INSTRUCTIONS

Drawers will be offered for letter and legal size filing. All units are equipped with file bars that are fixed in place for shipping.




Desk Pedestal File Drawers

Filing Capacity:
 15" drawers
 21" of letter filing front to back or
 12" of legal filling side to side
 22" pedestal drawer depths allow only one row of side to side files

Weight capacity of pedestal file drawers is 125 lbs


Credenza and Return Pedestal File Drawers



Filing Capacity:
 15" drawers
 15" of letter filing front to back or
 12" of legal filling side to side
 16" pedestal drawer depths allow only one row of side to side files

Weight capacity of pedestal file drawers is 125 lbs

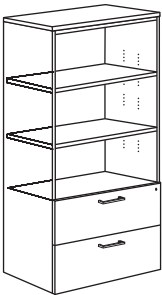
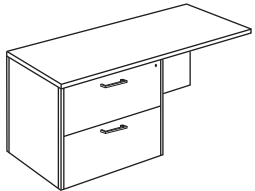
Credenza, Return or Storage Lateral File Drawers



Filing Capacity:
 30" wide drawers:
 30" letter filing front to back, or
 25" legal filing side to side
 15" or legal filing front to back.
 When filing front to back, 30" lateral file drawer widths allow two rows of letter filing, but only one row of legal file width

Filing capacity:
 36" wide drawers:
 30" letter filing front to back, or
 36" legal filing side to side, or
 30" legal filing front to back.

Weight capacity of lateral file drawers is 135 lbs



Linking Units, Tops and Returns

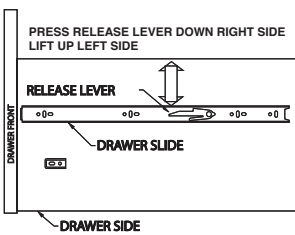
It is important that the main units (desk, credenza) to which the linking unit or return is being attached be in their final position and leveled.

Units are connected with mending plates under the worksurface from the modesty to the end panels. Attach the mending plates under the worksurface, ensure cases are level and if necessary adjust the glides to achieve flush and firm joints before completing installation of mending plates to the modesty and end panels.

Drawer Removal

Pull drawer and slide out to the full extension position. With index finger, lift up the release lever on the left and press down the release lever on the right side of the drawer (as shown).

Pull out the drawer with the attached drawer channel from the cabinet member.
 To re-assemble, insert the drawer through the guide.

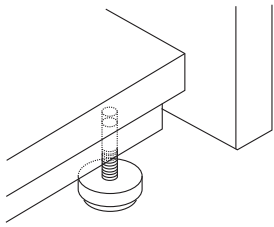


Glide Adjustment

Raise one corner of the unit at a time and adjust the glide to the desired height by turning the glide in the hole. Make sure unit is level after adjusting the glides.

Please note that the maximum adjustment range of the glides is 1 1/4" on all laminate units. The maximum adjustment range of the glides is 1 5/8" for metal pedestals, 5/8" for metal bookcases and 7/8" for metal storage cabinets.

When moving units after glides have been inserted, dial the glides to the lowest position to prevent damage.

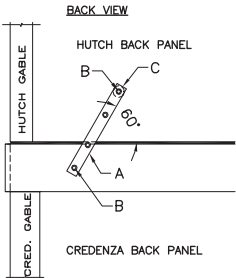


Hutch Installation

Before installing the hutch, insure that the worksurface has been placed in the final position and leveled. The worksurface should then be moved out a sufficient distance to allow access to the back. It is recommended that the minimum amount of movement be used with the leveling glides extended to prevent damage to the glides. The hutch comes with self-adhesive foam strips that must be applied to the bottom edge prior to placing the hutch on the credenza. The foam is best applied with the hutch lying on its back. Do not leave any gaps in the foam strip, in order to prevent scratches to the credenza top while placing the hutch.

Place the hutch securely on the worksurface. Try to minimize any movement of the hutch to prevent scratching. Use of a blanket on the front portion of the credenza is recommended.

Using the supplied hardware, screw the flat bracket (A) to the top of the credenza at each end, using the 3/4" screws (B). Swing the bracket up to approximately 60° and place the supplied washer (C) behind the top hole in the bracket. Screw through the bracket and washer into the hutch back with the 3/4" screws (B). Tighten all screws. Move combined hutch and credenza back to final location. Check for level again and adjust as required.



Door Adjustments

Hinges on all bookcase, overhead and hutch doors are designed to be adjusted for depth, horizontal and vertical alignment. This is easily done by adjusting the appropriate screw. See drawing.

To remove a door, pull the release clip and pull out the door, disconnecting hinges.

Overhead Units

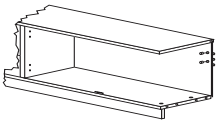
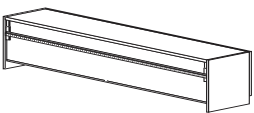
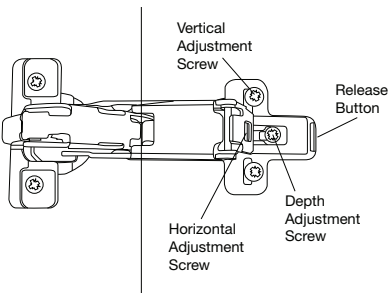
The wall mount overhead units must be installed on wall studs. The first step for installation is to locate the studs in the wall where the overhead is to be mounted.

Position the overhead hanger rail on the wall to insure studs line up with pre-drilled holes in the hanger rail and mark the location on the wall.

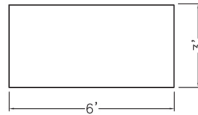
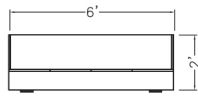
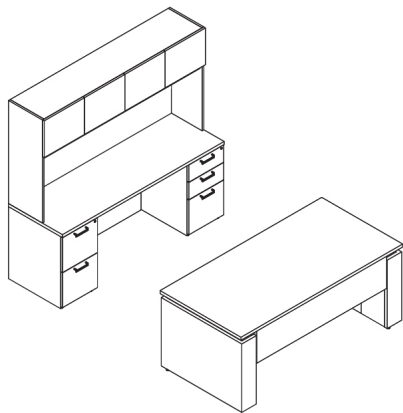
Drill holes at the marked hole locations. Fasteners are to be provided by the installer, so hole size will be determined by size of fastener chosen. If studs cannot be accessed, then appropriate drywall plugs or butterfly bolts should be used. If the end of the wall rail is further than 3" from a stud, toggle bolts must be fastened through holes 1 and 3. Fasten the mounting rail to the wall insuring that it is level.

Remove the black plugs located on the inside face of the back panel to gain access to the adjusting screws on the hanging brackets. Hang the overhead on the mounting rail. The hanging brackets provide vertical and plumb adjusting screws. Level the cabinet by using these screws. All brackets must be adjusted so that they all support the cabinet. When leveling of the overhead is complete, insert the black plugs in the holes to cover the adjusting screws.

Installation instructions (included with each case) must be followed exactly.

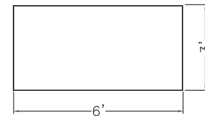
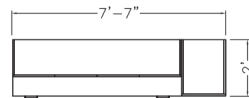
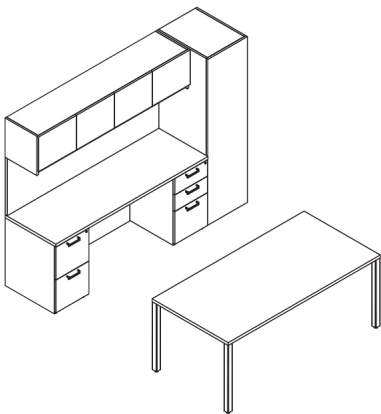


ARTEMIS LAMINATE | SAMPLE CONFIGURATIONS



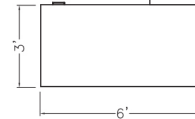
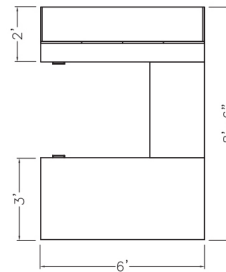
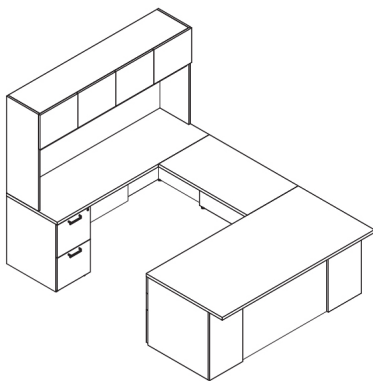
	Model	Laminate/ Poly Edge	High Pressure Laminate/ Poly Edge
Desk	72TD7236	4286	4499
Hutch	72HT721640	3090	3376
Credenza	72CY72244LDRF	3112	3267
TOTAL		10488	11142

*with laminate hutch



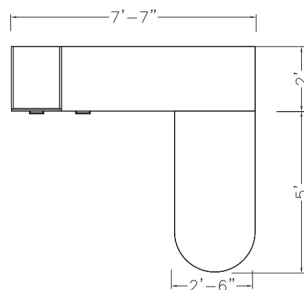

	Model	Laminate/ Poly Edge	High Pressure Laminate/ Poly Edge
Desk	72TD7236M	2080	2968
Overhead	72OHW721616	1563	1563
Tackboard	72TBOHW7224	512	512
Credenza	72CY72244LDRF	2898	3235
Storage	72ST19246911R	1620	1620
TOTAL		8673	9898

*with laminate overhead & storage



	Model	Laminate/ Poly Edge	High Pressure Laminate/ Poly Edge
Desk	72D72364LORF	2370	2818
Link Unit	72LU4224HX46	669	823
Hutch	72HT721640	2452	2576
Credenza	72C72244XLDR0	1991	2283
TOTAL		7482	8500

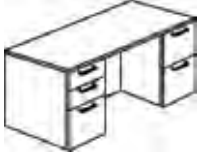
*with laminate hutch

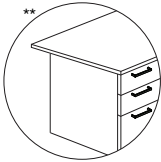


	Model	Laminate/ Poly Edge	High Pressure Laminate/ Poly Edge
Return	72RHB6030RV26D8	1021	1330
Storage	72ST19246990	1861	1861
Credenza	72CY7220LFR0	2585	2936
TOTAL		5467	6127

*with laminate hutch

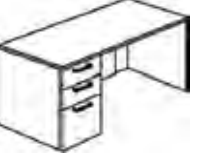
ARTEMIS LAMINATE | DESKS

Description	Model	Laminate Top/Polymer Edge	HPL Top/Polymer Edge	W	D	H	KW	Shipping Weight	Cubic Feet
Rectangular Desk	72D60304LDRF	2602	2966	59.75	30	29.5	28.5	218	39
	72D60304LFRD	2602	2966	59.75	30	29.5	28.5	218	39
	72D60304LFRF	2602	2966	59.75	30	29.5	28.5	218	39
	72D66304LDRF*	2741	3126	65.75	30	29.5	34.5	224	42.75
	72D66304LFRD	2741	3126	65.75	30	29.5	34.5	224	42.75
	72D66304LFRF	2741	3126	65.75	30	29.5	34.5	224	42.75
	72D66364LDRF	2830	3224	65.75	36	29.5	34.5	236	50
	72D66364LFRD	2830	3224	65.75	36	29.5	34.5	236	50
	72D66364LFRF	2830	3224	65.75	36	29.5	34.5	236	50
	72D72304LDRF	2788	3180	71.75	30	29.5	40.5	246	46.5
	72D72304LFRD	2788	3180	71.75	30	29.5	40.5	246	46.5
	72D72304LFRF	2788	3180	71.75	30	29.5	40.5	246	46.5
	72D72364LDRF	2883	3307	71.75	36	29.5	40.5	248	54.75
	72D72364LFRD**	2883	3307	71.75	36	29.5	40.5	248	54.75
	72D72364LFRF	2883	3307	71.75	36	29.5	40.5	248	54.75
	72D78304LDRF	2891	3315	77.75	30	29.5	46.5	248	50
	72D78304LFRD	2891	3315	77.75	30	29.5	46.5	248	50
	72D78304LFRF	2891	3315	77.75	30	29.5	46.5	248	50
	72D78364LDRF	3032	3479	77.75	36	29.5	46.5	248	59
	72D78364LFRD	3032	3479	77.75	36	29.5	46.5	248	59
	72D78364LFRF	3032	3479	77.75	36	29.5	46.5	248	59
	72D84364LDRF	3231	3706	77.75	36	29.5	54.5	272	63
72D84364LFRD	3231	3706	83.75	36	29.5	54.5	272	63	
72D84364LFRF	3231	3706	83.75	36	29.5	54.5	272	63	



ORDERING NOTES:

**Shows overhang on 36" Desks

	Rectangular Desk Single Pedestal	72D60304LFR0	2066	2459	59.75	30	29.5	43	206	39
		72D60304L0RF	2066	2459	59.75	30	29.5	43	206	39
		72D66304LFR0*	2243	2668	65.75	30	29.5	49	212	42.75
		72D66304L0RF	2243	2668	65.75	30	29.5	49	212	42.75
		72D66364LFR0	2164	2571	65.75	36	29.5	49	224	50
		72D66364L0RF	2164	2571	65.75	36	29.5	49	224	50
		72D72304LFR0	2370	2818	71.75	30	29.5	55	224	46.5
		72D72304L0RF	2370	2818	71.75	30	29.5	55	224	46.5
		72D72364LFR0	2322	2763	71.75	36	29.5	55	236	54.75
		72D72364L0RF	2322	2763	71.75	36	29.5	55	236	54.75
		72D78304LFR0	2504	2978	77.75	30	29.5	61	236	50
		72D78304L0RF	2504	2978	77.75	30	29.5	61	236	50
		72D78364LFR0	2504	2978	77.75	36	29.5	61	242	59
		72D78364L0RF	2504	2978	77.75	36	29.5	61	242	59
		72D84364LFR0	2623	3118	83.75	36	29.5	67	260	63
		72D84364L0RF	2623	3118	83.75	36	29.5	67	260	63

ORDERING PROCEDURE

To order, please specify the following:

- 1) Krug product model number
- 2) Laminate, see page 446
- 3) Edge detail- I,H, L or P, see page 448
- 4) Pull style, see page 449
- 5) Grommet location if applicable

*Indicates model illustrated by line drawing.

CODE DESCRIPTION

L - left handed pedestal position
 R - right handed pedestal position
 4 - full height pedestal
 D - 2 file drawer
 F - 2 box, 1 file drawer
 0 - no pedestal

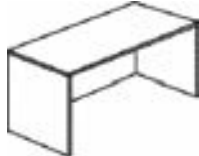
STANDARD LAMINATES

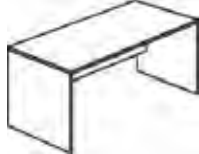
For a complete list of standard laminates please see page 446.


GROMMETS

One grommet in standard position is optional at no charge. See page 494 for more power management information.

ARTEMIS LAMINATE | DESKS

Description	Model	Laminate	HPL	W	D	H	KW	Shipping Weight	Cubic Feet	
		Top/Polymer Edge	Top/Polymer Edge							
	Rectangular Desk	72SD6030X46	1141	1453	59.75	30	29.5	57.5	154	39
	Shell with Full Height	72SD6630X46	1212	1540	65.75	30	29.5	63.5	198	42.75
	Modesty Panel	72SD6636X46	1328	1689	65.75	36	29.5	63.5	215	50
		72SD7230X46*	1258	1601	71.75	30	29.5	69.5	210	46.5
		72SD7236X46	1374	1808	71.75	36	29.5	69.5	228	54.75
		72SD7830X46	1434	1825	77.75	30	29.5	75.5	210	46.5
		72SD7836X46	1494	1966	77.75	36	29.5	75.5	241	59
		72SD8436X46	1631	2073	78.75	36	29.5	81.5	254	63

	Rectangular Desk	72SD6030X36	1141	1453	59.75	30	29.5	57.5	146	39
	Shell with 3/4 Height	72SD6630X36	1212	1540	65.75	30	29.5	63.5	198	42.75
	Modesty Panel	72SD6636X36	1328	1689	65.75	36	29.5	63.5	215	50
		72SD7230X36	1258	1601	71.75	30	29.5	69.5	210	46.5
		72SD7236X36*	1258	1601	71.75	30	29.5	69.5	210	46.5
		72SD7236X36*	1374	1748	71.75	36	29.5	69.5	228	54.75
		72SD7830X36	1434	1825	77.75	30	29.5	75.5	210	46.5
		72SD7836X36	1494	1905	77.75	36	29.5	75.5	241	59
	72SD8436X36	1631	2073	78.75	36	29.5	81.5	254	63	

	Bow Top Option	BT72D6030	203	269	59.75	36	-	-	68	1
		BT72D6630	213	283	65.75	36	-	-	73	1.25
		BT72D6636	224	295	65.75	42	-	-	84	1.25
		BT72D7230*	233	310	71.75	36	-	-	79	1.5
		BT72D7236	240	318	71.75	42	-	-	91	1.5
		BT72D7830	243	330	77.75	36	-	-	94	1.5
		BT72D7836	246	334	77.75	42	-	-	98	1.5
		BT72D8430	250	366	83.75	36	-	-	101	1.75
		BT72D8436	253	374	83.75	42	-	-	105	1.75

DIMENSION KEY

W - width
D - depth
H - height

Dimensions are in inches and approximate. Contact Customer Service if dimensions are critical.

CODE DESCRIPTION

L - left handed pedestal position
R - right handed pedestal position
4 - full height pedestal
D - 2 file drawer
F - 2 box, 1 file drawer
0 - no pedestal
X46 - full height fixed laminate modesty panel
X36 - 3/4 height fixed laminate modesty panel
BT - bow top

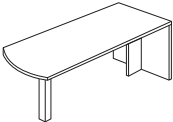
STANDARD LAMINATES

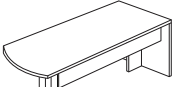
For a complete list of standard laminates please see page 446.

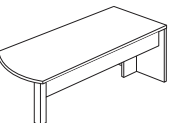
GROMMETS

One grommet in standard position is optional at no charge. See page 494 for more power management information.

ARTEMIS LAMINATE | DESKS

Description	Model	Laminate Top/Polymer Edge	HPL Top/Polymer Edge	W	D	H	KW	Shipping Weight	Cubic Feet	
	Arc Desk with Square Laminate Leg and no Modesty Panel	72DA6630S6	1137	1459	65.75	30	29.5	38	126	42.75
		72DA6636S6	1253	1610	65.75	36	29.5	35	146	50
		72DA7230S6*	1187	1524	71.75	30	29.5	44	132	46.5
		72DA7236S6	1286	1651	71.75	36	29.5	41	155	54.75
		72DA7830S6	1342	1724	77.75	30	29.5	50	141	50
		72DA7836S6	1386	1777	77.75	36	29.5	47	163	59
		72DA8430S6	1529	1962	83.75	30	29.5	56	154	53.75
	72DA8436S6	1572	2019	83.75	36	29.5	53	178	63	

	Arc Desk with Square Laminate Leg and 1/2 Height Floating Modesty Panel	72DA6630LV26S6	1273	1610	65.75	30	29.5	38	135	42.75
		72DA6630RV26S6	1273	1610	65.75	30	29.5	38	135	42.75
		72DA7230LV26S6	1323	1671	71.75	30	29.5	44	142	46.5
		72DA7230RV26S6*	1323	1671	71.75	30	29.5	44	142	46.5
		72DA7830LV26S6	1537	1941	77.75	30	29.5	50	150	50
		72DA7830RV26S6	1537	1941	77.75	30	29.5	50	150	50
		72DA8430LV26S6	1746	2202	83.75	30	29.5	56	158	53.75
	72DA8430RV26S6	1746	2202	83.75	30	29.5	56	158	53.75	

	Arc Desk with Square Laminate Leg and 1/2 Height Fixed Modesty Panel	72DA6636X26S6	1315	1661	65.75	36	29.5	35	148	50
		72DA7236X26S6*	1348	1692	71.75	36	29.5	41	158	54.75
		72DA7836X26S6	1423	1769	77.75	36	29.5	47	168	59
		72DA8436X26S6	1686	2030	83.75	36	29.5	53	186	63

ORDERING NOTES:

Curvilinear/Curved corner desks are not stand alone cases. They must be used in conjunction with returns or linking units. All Desks with a "S6" at the end of the model number are available with a 4" diameter metal leg. To order the metal leg please replace "S6" with a "D8" to the existing model number ie: 72DA6630D8. All Desks with a "S6" at the end of the model number are available with a Panel Leg. To order panel leg please replace "S6" with "P6" in the model number ie: 72DA6630P6.

ORDERING PROCEDURE

To order, please specify the following:

- 1) Krug product model number
- 2) Laminate, see page 446
- 3) Edge detail- I,H, L or P, see page 448
- 4) Pull style, see page 449
- 5) Grommet location if applicable

*Indicates model illustrated by line drawing.

CODE DESCRIPTION

L - left-handed position
 R - right-handed position
 S6 - square Laminate leg
 V29 - 1/2 height floating Laminate modesty panel
 V26 - 1/2 height floating Laminate modesty panel
 X26 - 1/2 height fixed Laminate modesty panel

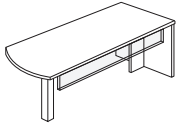
STANDARD LAMINATES

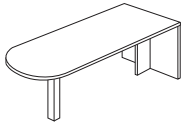
For a complete list of standard laminates please see page 446.

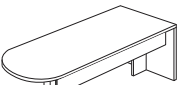
GROMMETS

One grommet in standard position is optional at no charge. See page 494 for more power management information.

ARTEMIS LAMINATE | DESKS

Description	Model	Laminate Top/Polymer Edge	HPL Top/Polymer Edge	W	D	H	KW	Shipping Weight	Cubic Feet
	72DA6630LV29S6	1887	2167	65.75	30	29.5	38	131	42.75
	72DA6630RV29S6	1887	2167	65.75	30	29.5	38	131	42.75
	72DA6636LV29S6	1926	2210	65.75	36	29.5	35	150	50
	72DA6636RV29S6	1926	2210	65.75	36	29.5	35	150	50
	72DA7230LV29S6	2129	2440	71.75	30	29.5	44	138	46.5
	72DA7230RV29S6	2129	2440	71.75	30	29.5	44	138	46.5
	72DA7236LV29S6	2148	2464	71.75	36	29.5	41	160	54.75
	72DA7236RV29S6*	2148	2464	71.75	36	29.5	41	160	54.75
	72DA7830LV29S6	2237	2682	77.75	30	29.5	50	147	50
	72DA7830RV29S6	2237	2682	77.75	30	29.5	50	147	50
	72DA7836LV29S6	2347	2817	77.75	36	29.5	47	169	59
	72DA7836RV29S6	2347	2817	77.75	36	29.5	47	169	59
	72DA8430LV29S6	2637	3164	83.75	30	29.5	56	162	53.75
	72DA8430RV29S6	2637	3164	83.75	30	29.5	56	162	53.75
	72DA8436LV29S6	2697	3236	83.75	36	29.5	53	186	63
72DA8436RV29S6	2697	3236	83.75	36	29.5	53	186	63	

	72DB6030S6	1096	1409	59.75	30	29.5	32	117	39
	72DB6036S6	1140	1463	59.75	36	29.5	29	135	46
	72DB6630S6	1137	1459	65.75	30	29.5	38	124	42.75
	72DB6636S6	1253	1610	65.75	36	29.5	35	144	50
	72DB7230S6*	1187	1524	71.75	30	29.5	44	130	46.5
	72DB7236S6	1286	1717	71.75	36	29.5	44	153	54.75
	72DB7830S6	1260	1617	77.75	30	29.5	50	130	46.5
	72DB7836S6	1334	1796	77.75	36	29.5	50	161	59
	72DB8430S6	1451	1861	83.75	30	29.5	56	130	46.5
	72DB8436S6	1551	2055	83.75	36	29.5	56	176	63

	72DB6030LV26S6	1239	1563	59.75	30	29.5	32	127	39
	72DB6030RV26S6	1239	1563	59.75	30	29.5	32	127	39
	72DB6630LV26S6	1275	1611	65.75	30	29.5	38	135	42.75
	72DB6630RV26S6	1275	1611	65.75	30	29.5	38	135	42.75
	72DB7230LV26S6	1328	1673	71.75	30	29.5	44	144	46.5
	72DB7230RV26S6*	1328	1673	71.75	30	29.5	44	144	46.5
	72DB7830LV26S6	1351	1705	77.75	30	29.5	50	153	50
	72DB7830RV26S6	1351	1705	77.75	30	29.5	50	153	50
72DB8430LV26S6	1563	1976	83.75	30	29.5	56	167	53.75	
72DB8430RV26S6	1563	1976	83.75	30	29.5	56	167	53.75	

ORDERING NOTES:

Curvilinear/Curved corner desks are not stand alone cases. They must be used in conjunction with returns or linking units. All Desks with a "S6" at the end of the model number are available with a 4" diameter metal leg. To order the metal leg please replace "S6" with a "D8" to the existing model number ie: 72DA6630D8. All Desks with a "S6" at the end of the model number are available with a Panel Leg. To order panel leg please replace "S6" with "P6" in the model number ie: 72DA6630P6.

DIMENSION KEY

W - width
D - depth
H - height

Dimensions are in inches and approximate. Contact Customer Service if dimensions are critical.

CODE DESCRIPTION

L - left handed pedestal position
R - right handed pedestal position
4 - full height pedestal
D - 2 file drawer
F - 2 box, 1 file drawer
0 - no pedestal
X46 - full height fixed laminate modesty panel
X36 - 3/4 height fixed laminate modesty panel
BT - bow top

STANDARD LAMINATES

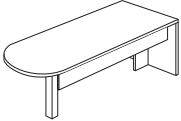
For a complete list of standard laminates please see page 446.

GROMMETS

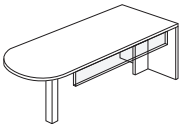
One grommet in standard position is optional at no charge. See page 494 for more power management information.

ARTEMIS LAMINATE | DESKS

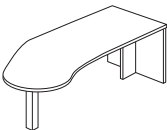
Description	Model	Laminate Top/Polymer Edge	HPL Top/Polymer Edge	W	D	H	KW	Shipping Weight	Cubic Feet
Bullet Desk with Square Laminate Leg and 1/2 Height Fixed Laminate Modesty Panel	72DB6036X26S6	1103	1452	59.75	36	29.5	38.5	134	46
	72DB6636X26S6	1137	1493	65.75	36	29.5	44.5	146	50
	72DB7236X26S6*	1187	1610	71.75	36	29.5	50.5	156	54.75
	72DB7836X26S6	1258	1719	77.75	36	29.5	56.5	166	59
	72DB8436X26S6	1465	1927	83.75	36	29.5	62.5	176	63



Bullet Desk with Square Laminate Leg and 1/2 Height Floating Acrylic Modesty Panel	72DB6030LV29S6	1703	2024	59.75	30	29.5	32	121	39
	72DB6030RV29S6	1703	2024	59.75	30	29.5	32	121	39
	72DB6036LV29S6	1813	2157	59.75	36	29.5	32	135	46
	72DB6036RV29S6	1813	2157	59.75	36	29.5	32	135	46
	72DB6630LV29S6	1749	2080	65.75	30	29.5	38	129	42.75
	72DB6630RV29S6*	1749	2080	65.75	30	29.5	38	129	42.75
	72DB6636LV29S6	1863	2217	65.75	36	29.5	38	148	50
	72DB6636RV29S6	1863	2217	65.75	36	29.5	38	148	50
	72DB7230LV29S6	1988	2362	71.75	30	29.5	44	136	46.5
	72DB7230RV29S6	1988	2362	71.75	30	29.5	44	136	46.5
	72DB7236LV29S6	2105	2502	71.75	36	29.5	44	158	54.75
	72DB7236RV29S6	2105	2502	71.75	36	29.5	44	158	54.75
	72DB7830LV29S6	2066	2459	77.75	30	29.5	50	145	50
	72DB7830RV29S6	2066	2459	77.75	30	29.5	50	145	50
	72DB7836LV29S6	2136	2631	77.75	36	29.5	50	167	59
	72DB7836RV29S6	2136	2631	77.75	36	29.5	50	167	59
	72DB8430LV29S6	2285	2717	83.75	30	29.5	56	160	53.75
	72DB8430RV29S6	2285	2717	83.75	30	29.5	56	160	53.75
	72DB8436LV29S6	2359	2805	83.75	36	29.5	56	184	63
	72DB8436RV29S6	2359	2805	83.75	36	29.5	56	184	63



J Desk with Square Laminate Leg	72DJ7233LS6	1386	1795	71.75	33	29.5	36	136	62.75
	72DJ7233RS6	1386	1795	71.75	33	29.5	36	136	62.75
	72DJ7833LS6	1461	1892	77.75	33	29.5	42	144	62.75
	72DJ7833RS6	1461	1892	77.75	33	29.5	42	144	62.75
	72DJ8433LS6*	1669	2161	83.75	33	29.5	48	152	72.75
	72DJ8433RS6	1669	2161	83.75	33	29.5	48	152	72.75



ORDERING NOTES:

Curvilinear/Curved corner desks are not stand alone cases. They must be used in conjunction with returns or linking units. All Desks with a "S6" at the end of the model number are available with a 4" diameter metal leg. To order the metal leg please replace "S6" with a "D8" to the existing model number ie: 72DA6630D8. All Desks with a "S6" at the end of the model number are available with a Panel Leg. To order panel leg please replace "S6" with "P6" in the model number ie: 72DA6630P6.

ORDERING PROCEDURE

To order, please specify the following:

- 1) Krug product model number
- 2) Laminate, see page 446
- 3) Edge detail- I,H, L or P, see page 448
- 4) Pull style, see page 449
- 5) Grommet location if applicable

*Indicates model illustrated by line drawing.

CODE DESCRIPTION

L - left-handed position
 R - right-handed position
 S6 - square Laminate leg
 V29 - 1/2 height floating Laminate modesty panel
 V26 - 1/2 height floating Laminate modesty panel
 X26 - 1/2 height fixed Laminate modesty panel

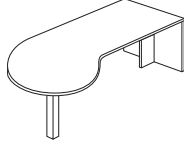
STANDARD LAMINATES

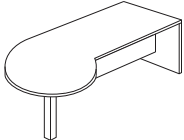
For a complete list of standard laminates finishes please see page 446.

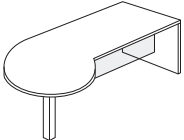
GROMMETS

One grommet in standard position is optional at no charge. See page 494 for more power management information.

ARTEMIS LAMINATE | DESKS

Description	Model	Laminate Top/Polymer Edge	HPL Top/Polymer Edge	W	D	H	KW	Shipping Weight	Cubic Feet
 <p>P Desk with Square Laminate Leg and no Modesty Panel</p>	72DP6636LS6	1351	1804	65.75	36	29.5	32	156	57.75
	72DP6636RS6	1351	1804	65.75	36	29.5	32	156	57.75
	72DP7236LS6	1386	1881	71.75	36	29.5	38	166	62.75
	72DP7236RS6	1386	1881	71.75	36	29.5	38	166	62.75
	72DP7836LS6	1461	1999	77.75	36	29.5	44	173	67.75
	72DP7836RS6	1461	1999	77.75	36	29.5	44	173	67.75
	72DP8436LS6	1669	2247	83.75	36	29.5	50	182	72.75
	72DP8436RS6*	1669	2247	83.75	36	29.5	50	182	72.75

 <p>P Desk with Square Laminate Leg and 1/2 Height Fixed Laminate Modesty Panel</p>	72DP6636LX26S6	1455	1912	65.75	36	29.5	32	156	57.75
	72DP6636RX26S6	1455	1912	65.75	36	29.5	32	156	57.75
	72DP7236LX26S6	1488	1990	71.75	36	29.5	38	166	62.75
	72DP7236RX26S6	1488	1990	71.75	36	29.5	38	166	62.75
	72DP7836LX26S6	1566	2108	77.75	36	29.5	44	178	67.75
	72DP7836RX26S6	1566	2108	77.75	36	29.5	44	178	67.75
	72DP8436LX26S6	1642	2230	83.75	36	29.5	50	188	72.75
	72DP8436RX26S6*	1642	2230	83.75	36	29.5	50	188	72.75

 <p>P Desk with Square Laminate Leg and 1/2 Height Floating Acrylic Modesty Panel</p>	72DP6636LV29S6	2066	2503	65.75	36	29.5	32	159	57.75
	72DP6636RV29S6	2066	2503	65.75	36	29.5	32	159	57.75
	72DP7236LV29S6	2294	2773	71.75	36	29.5	38	168	62.75
	72DP7236RV29S6	2294	2773	71.75	36	29.5	38	168	62.75
	72DP7836LV29S6	2378	2879	77.75	36	29.5	44	178	67.75
	72DP7836RV29S6	2378	2879	77.75	36	29.5	44	178	67.75
	72DP8436LV29S6	2594	3138	83.75	36	29.5	50	183	72.75
	72DP8436RV29S6*	2594	3138	83.75	36	29.5	50	183	72.75

ORDERING NOTES:

Curvilinear/Curved corner desks are not stand alone cases. They must be used in conjunction with returns or linking units. All Desks with a "S6" at the end of the model number are available with a 4" diameter metal leg. To order the metal leg please replace "S6" with a "D8" to the existing model number ie: 72DA6630D8. All Desks with a "S6" at the end of the model number are available with a Panel Leg. To order panel leg please replace "S6" with "P6" in the model number ie: 72DA6630P6.

DIMENSION KEY

W - width
D - depth
H - height

Dimensions are in inches and approximate. Contact Customer Service if dimensions are critical.

CODE DESCRIPTION

L - left-handed position
R - right-handed position
S6 - square Laminate leg
V29 - 1/2 height floating Laminate modesty panel
V26 - 1/2 height floating Laminate modesty panel
X26 - 1/2 height fixed Laminate modesty panel

STANDARD LAMINATES

For a complete list of standard laminates please see page 446.

GROMMETS

One grommet in standard position is optional at no charge. See page 645 for more power management information.

ARTEMIS LAMINATE | DESKS

Description	Model	Laminate Top/Polymer Edge	HPL Top/Polymer Edge	W	D	H	KW	Shipping Weight	Cubic Feet
Curved Corner Arc Desk with Square Laminate Leg and no Modesty Panel	72UDA723048L24RS6	1921	2463	71.75	48	29.5	31	192	71
	72UDA723048R24LS6	1921	2463	71.75	48	29.5	31	192	71
	72UDA783048L24RS6	1981	2542	77.75	48	29.5	37	185	76.75
	72UDA783048R24LS6	1981	2542	77.75	48	29.5	37	185	76.75
	72UDA843048L24RS6	2190	2808	83.75	48	29.5	43	191	82
	72UDA843048R24LS6*	2190	2808	83.75	48	29.5	43	191	82



Curved Corner Arc Desk with Square Laminate Leg and 1/2 Height Floating Laminate Modesty Panel	72UDA723048L24RV26S6	1946	2496	71.75	48	29.5	31	195	71
	72UDA723048R24LV26S6	1946	2496	71.75	48	29.5	31	195	71
	72UDA783048L24RV26S6	2001	2568	77.75	48	29.5	37	205	76.75
	72UDA783048R24LV26S6	2001	2568	77.75	48	29.5	37	205	76.75
	72UDA843048L24RV26S6	2214	2844	83.75	48	29.5	43	223	82
	72UDA843048R24LV26S6*	2214	2844	83.75	48	29.5	43	223	82



Curved Corner Bullet Desk with Square Laminate Leg and no Modesty Panel	72UDB723048L24RS6	1921	2463	71.75	48	29.5	38	184	71
	72UDB723048R24LS6	1921	2463	71.75	48	29.5	38	184	71
	72UDB783048L24RS6	1981	2542	77.75	48	29.5	44	192	76.75
	72UDB783048R24LS6	1981	2542	77.75	48	29.5	44	192	76.75
	72UDB843048L24RS6	2190	2808	83.75	48	29.5	50	208	82
	72UDB843048R24LS6*	2190	2808	83.75	48	29.5	50	208	82



ORDERING NOTES: Curvilinear/Curved corner desks are not stand alone cases. They must be used in conjunction with curved corner credenzas, linking units or returns. All Desks with a "S6" at the end of the model number are available with a 4" diameter metal leg. To order the metal leg please replace "S6" with a "D8" to the existing model number ie: 72DA6630D8. All Desks with a "S6" at the end of the model number are available with a Panel Leg. To order panel leg please replace "S6" with "P6" in the model number ie: 72DA6630P6.

ORDERING PROCEDURE

To order, please specify the following:

- 1)Krug product model number
- 2)Laminate, see page 446
- 3)Edge detail- I,H, L or P, see page 448
- 4)Pull style, see page 449
- 5)Grommet location if applicable

*Indicates model illustrated by line drawing.

CODE DESCRIPTION

L - left-handed position
 R - right-handed position
 S6 - square Laminate leg
 V29 - 1/2 height floating Laminate modesty panel
 V26 - 1/2 height floating Laminate modesty panel
 X26 - 1/2 height fixed Laminate modesty panel

STANDARD LAMINATES

For a complete list of laminates please see page 446

GROMMETS

One grommet in standard position is optional at no charge. See page 494 for more power management information.

ARTEMIS LAMINATE | DESKS

Description	Model	Laminate Top/Polymer Edge	HPL Top/Polymer Edge	W	D	H	KW	Shipping Weight	Cubic Feet
Curved Corner Bullet Desk with Square Laminate Leg & 1/2 Height Floating Laminate Modesty Panel	72UDB723048L24RV26S6	1946	2496	71.75	48	29.5	38	195	71
	72UDB723048R24LV26S6	1946	2496	71.75	48	29.5	38	195	71
	72UDB783048L24RV26S6	2001	2568	77.75	48	29.5	44	205	76.75
	72UDB783048R24LV26S6	2001	2568	77.75	48	29.5	44	205	76.75
	72UDB843048L24RV26S6*	2214	2844	83.75	48	29.5	50	223	82
	72UDB843048R24LV26S6	2214	2844	83.75	48	29.5	50	223	82



Curved Corner P Desk with Square Laminate Leg & no Modesty Panel	72UDP663648L24RS6	2170	2741	65.75	48	29.5	22	168	65.5
	72UDP663648R24LS6	2170	2741	65.75	48	29.5	22	168	65.5
	72UDP723648L24RS6	2234	2820	71.75	48	29.5	28	177	71
	72UDP723648R24LS6	2234	2820	71.75	48	29.5	28	177	71
	72UDP783648L24RS6	2295	2896	77.75	48	29.5	34	186	76.75
	72UDP783648R24LS6	2295	2896	77.75	48	29.5	34	186	76.75
	72UDP843648L24RS6*	2356	2972	83.75	48	29.5	40	202	82
	72UDP843648R24LS6	2356	2972	83.75	48	29.5	40	202	82



Curved Corner P Desk with Square Laminate Leg & 1/2 Height Fixed Laminate Modesty Panel	72UDP663648L24RX26S6	2194	2769	65.75	48	29.5	22	172	65.5
	72UDP663648R24LX26S6	2194	2769	65.75	48	29.5	22	172	65.5
	72UDP723648L24RX26S6	2256	2851	71.75	48	29.5	28	182	71
	72UDP723648R24LX26S6	2256	2851	71.75	48	29.5	28	182	71
	72UDP783648L24RX26S6	2319	2927	77.75	48	29.5	34	192	76.75
	72UDP783648R24LX26S6	2319	2927	77.75	48	29.5	34	192	76.75
	72UDP843648L24RX26S6*	2381	3004	83.75	48	29.5	40	204	82
	72UDP843648R24LX26S6	2381	3004	83.75	48	29.5	40	204	82



Curved Corner Rectangular Top Desk Single Pedestal and Modesty Panel	72UD723042L24RF	2431	2966	71.75	42	29.5	32	269	62.75
	72UD723042R24LF*	2431	2966	71.75	42	29.5	32	269	62.75
	72UD783042L24RF	2610	3185	77.75	42	29.5	38	279	67.75
	72UD783042R24LF	2610	3185	77.75	42	29.5	38	279	67.75
	72UD843042L24RF	2802	3420	83.75	42	29.5	44	289	72.75
	72UD843042R24LF	2802	3420	83.75	42	29.5	44	289	72.75



ORDERING NOTES:

Curvilinear/Curved corner desks are not stand alone cases. They must be used in conjunction with returns or linking units. All Desks with a "S6" at the end of the model number are available with a 4" diameter metal leg. To order the metal leg please replace "S6" with a "D8" to the existing model number ie: 72DA6630D8. All Desks with a "S6" at the end of the model number are available with a Panel Leg. To order panel leg please replace "S6" with "P6" in the model number ie: 72DA6630P6.

DIMENSION KEY

W - width
D - depth
H - height

Dimensions are in inches and approximate. Contact Customer Service if dimensions are critical.

CODE DESCRIPTION

L - left-handed position
R - right-handed position
S6 - square Laminate leg
V29 - 1/2 height floating Laminate modesty panel
V26 - 1/2 height floating Laminate modesty panel
X26 - 1/2 height fixed Laminate modesty panel

STANDARD LAMINATES

For a complete list of standard laminates please see page 446.

GROMMETS

One grommet in standard position is optional at no charge. See page 494 for more power management information.

ARTEMIS LAMINATE | DESKS


Description	Model	Laminate Top/Polymer Edge	HPL Top/Polymer Edge	W	D	H	KW	Shipping Weight	Cubic Feet
Bow Top Option for Corner Desks 	BT72UD723048L*	232	309	71.75	48	-		88	1.25
	BT72UD723048R	232	309	71.75	48	-		88	1.25
	BT72UD783048L	242	328	77.75	48	-		95	5
	BT72UD783048R	242	328	77.75	48	-		95	1.5
	BT72UD843048L	250	340	83.75	48	-		105	1.75
	BT72UD843048R	250	340	83.75	48	-		105	1.75

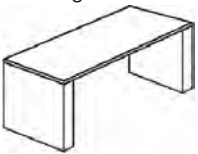

Table Desk with 4" Rectangular Gable 	72TD6636	1669	2072	65.75	36	29.5	58	198	45.75
	72TD7236*	1902	2361	71.75	36	29.5	64	228	54
	72TD7836	2003	2487	77.75	36	29.5	70	241	58.5
	72TD8436	2106	2607	83.75	36	29.5	76	254	63

Table Desk with 2" Square Metal Legs 	72TD6636M	1896	2783	65.75	36	29.5	62	198	45.75
	72TD7236M*	2080	2968	71.75	36	29.5	68	228	54
	72TD7836M	2133	3022	77.75	36	29.5	74	241	58.5
	72TD8436M	2193	3074	83.75	36	29.5	80	254	63

ORDERING PROCEDURE

To order, please specify the following:

- 1) Krug product model number
- 2) Laminate, see page 26
- 3) Edge detail- I,H, L or P, see page 448
- 4) Pull style, see page 449
- 5) Grommet location if applicable

*Indicates model illustrated by line drawing.

CODE DESCRIPTION

L - left-handed position
 R - right-handed position
 X46 - full height fixed Laminate modesty panel
 D - 2 file drawer
 F - 2 box/ 1 file drawer
 M - twin metal legs

STANDARD LAMINATES

For a complete list of standard Laminates & HPL, please see page 446.

GROMMETS

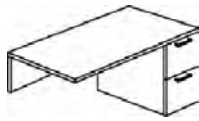
One grommet in standard position is optional at no charge. See page 494 for more power management information.

ARTEMIS LAMINATE | RETURNS

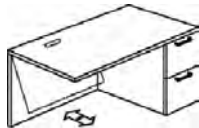
Description	Model	Laminate Top/Polymer Edge	HPL Top/Polymer Edge	W	D	H	KW	Shipping Weight	Cubic Feet
Shell Return with Full Height Laminate Modesty Panel	72SRH4224LX46	760	928	42	24	29.5	41	98	23
	72SRH4224RX46*	760	928	42	24	29.5	41	98	23
	72SRH4824LX46	796	974	48	24	29.5	47	108	26
	72SRH4824RX46	796	974	48	24	29.5	47	108	26



Single Pedestal Return with 1/2 Height Fixed Laminate Modesty Panel	72RH4220L4DX26	1409	1587	42	20	29.5	26	100	20
	72RH4220L4FX26	1409	1587	42	20	29.5	26	100	20
	72RH4220R4DX26	1409	1587	42	20	29.5	26	100	20
	72RH4220R4FX26	1409	1587	42	20	29.5	26	100	20
	72RH4224L4DX26	1478	1663	42	24	29.5	26	104	23
	72RH4224L4FX26	1478	1663	42	24	29.5	26	104	23
	72RH4224R4DX26*	1478	1663	42	24	29.5	26	104	23
	72RH4224R4FX26	1478	1663	42	24	29.5	26	104	23
	72RH4820L4DX26	1478	1663	48	20	29.5	32	104	22.5
	72RH4820L4FX26	1478	1663	48	20	29.5	2	104	22.5
	72RH4820R4DX26	1478	1663	48	20	29.5	2	104	22.5
	72RH4820R4FX26	1478	1663	48	20	29.5	32	104	22.5
	72RH4824L4DX26	1533	1724	48	24	29.5	32	108	26
	72RH4824L4FX26	1533	1724	48	24	29.5	32	108	26
	72RH4824R4DX26	1533	1724	48	24	29.5	32	108	26
	72RH4824R4FX26	1533	1724	48	24	29.5	32	108	26



Single Pedestal Return with Hinged Laminate Modesty Panel	72RHY4220L4D	1752	1936	42	20	29.5	26	104	20
	72RHY4220L4F	1752	1936	42	20	29.5	26	104	20
	72RHY4220R4D	1752	1936	42	20	29.5	26	104	20
	72RHY4220R4F	1752	1936	42	20	29.5	26	104	20
	72RHY4224L4D	1822	2014	42	24	29.5	26	108	23
	72RHY4224L4F	1822	2014	42	24	29.5	26	108	23
	72RHY4224R4D*	1822	2014	42	24	29.5	26	108	23
	72RHY4224R4F	1822	2014	42	24	29.5	26	108	23
	72RHY4820L4D	1822	2014	48	20	29.5	32	108	22.5
	72RHY4820L4F	1822	2014	48	20	29.5	32	108	22.5
	72RHY4820R4D	1822	2014	48	20	29.5	32	108	22.5
	72RHY4820R4F	1822	2014	48	20	29.5	32	108	22.5
	72RHY4824L4D	1884	2084	48	24	29.5	32	112	26
	72RHY4824L4F	1884	2084	48	24	29.5	32	112	26
	72RHY4824R4D	1884	2084	48	24	29.5	32	112	26
	72RHY4824R4F	1884	2084	48	24	29.5	32	112	26



DIMENSION KEY

W - width
D - depth
H - height

Dimensions are in inches and approximate. Contact Customer Service if dimensions are critical.

CODE DESCRIPTION

L - left hand pedestal position
R - right hand pedestal position
S6 - square Laminate leg
X26 - 1/2 height fixed Laminate modesty panel
X46 - full height Laminate modesty panel
D - 2 file drawers
F - 2 box, 1 file drawer
V26 - 1/2 height floating Laminate modesty panel
V29 - 1/2 height floating acrylic modesty panel
M - metal legs

STANDARD LAMINATES

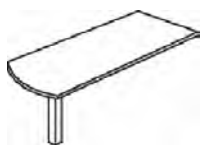
For a complete list of standard Laminates & HPL, please see page 446.

GROMMETS

One grommet in standard position is optional at no charge. See page 494 for more power management information.

ARTEMIS LAMINATE | RETURNS

Description	Model	Laminate Top/Polymer Edge	HPL Top/Polymer Edge	W	D	H	KW	Shipping Weight	Cubic Feet
Arc Return with Square Laminate Leg and no Modesty Panel	72RHA4830LS6	854	1122	47.75	30	29.5	30.75	58	8.5
	72RHA4830RS6	854	1122	47.75	30	29.5	30.75	58	8.5
	72RHA4836LS6	885	1199	47.75	36	29.5	27.75	66	9.5
	72RHA4836RS6	885	1199	47.75	36	29.5	27.75	66	9.5
	72RHA5430LS6	885	1199	53.75	30	29.5	36.75	63	9
	72RHA5430RS6	885	1199	53.75	30	29.5	36.75	63	9
	72RHA5436LS6	912	1246	53.75	36	29.5	33.75	71	10.5
	72RHA5436RS6	912	1246	53.75	36	29.5	33.75	71	10.5
	72RHA6030LS6	912	1246	59.75	30	29.5	42.75	68	10
	72RHA6030RS6	912	1246	59.75	30	29.5	42.75	68	10
	72RHA6036LS6	940	1268	59.75	36	29.5	39.75	77	11.5
	72RHA6036RS6	940	1268	59.75	36	29.5	39.75	77	11.5
	72RHA6630LS6	940	1268	65.75	30	29.5	48.75	99	10.75
	72RHA6630RS6	940	1268	65.75	30	29.5	48.75	99	10.75
	72RHA6636LS6	1015	1387	65.75	36	29.5	45.75	88	12.5
	72RHA6636RS6	1015	1387	65.75	36	29.5	45.75	88	12.5
	72RHA7230LS6*	1146	1548	71.75	30	29.5	54.75	104	11.5
	72RHA7230RS6	1146	1548	71.75	30	29.5	54.75	104	11.5
	72RHA7236LS6	1183	1618	71.75	36	29.5	51.75	95	13.5
	72RHA7236RS6	1183	1618	71.75	36	29.5	51.75	95	13.5
	72RHA7830LS6	1158	1562	77.75	30	29.5	60.75	104	11.5
	72RHA7830RS6	1158	1562	77.75	30	29.5	60.75	104	11.5
	72RHA7836LS6	1257	1717	77.75	36	29.5	57.75	95	13.5
	72RHA7836RS6	1257	1717	77.75	36	29.5	57.75	95	13.5
	72RHA8430LS6	1243	1698	83.75	30	29.5	66.75	114	13
	72RHA8430RS6	1243	1698	83.75	30	29.5	30.75	114	13
	72RHA8436LS6	1355	1854	83.75	36	29.5	63.75	108	15
	72RHA8436RS6	1355	1854	83.75	36	29.5	63.75	108	15



ORDERING NOTES:

All Returns with a "S6" at the end of the model number are available with a 4" diameter metal leg, please replace "S6" with a "D8" to the existing model number ie: 72RHB6630LD8. All returns with a "S6" at the end of the model number are available with a Panel Leg, please replace "S6" with "P6" in the model number ie: 72RH6630LP6.

ORDERING PROCEDURE

To order, please specify the following:

- 1) Krug product model number
- 2) Laminates, see page 446
- 3) Wood edge detail- I,H, L or P, see page 448
- 4) Pull style, see page 449
- 5) Grommet location if applicable

*Indicates model illustrated by line drawing.

CODE DESCRIPTION

L - left hand pedestal position
 R - right hand pedestal position
 S6 - square Laminate leg
 X26 - 1/2 height fixed Laminate modesty panel
 X46 - full height Laminate modesty panel
 D - 2 file drawer
 F - 2 box, 1 file drawer
 V26 - 1/2 height floating Laminate modesty panel
 V29 - 1/2 height floating acrylic modesty panel
 M - metal legs

STANDARD LAMINATES

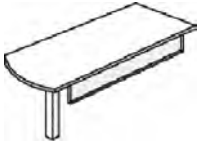
For a complete list of standard Laminates please see page 446.

GROMMETS

One grommet in standard position is optional at no charge. See page 494 for more power management information.

ARTEMIS LAMINATE | RETURNS

Description	Model	Laminate Top/Polymer Edge	HPL Top/Polymer Edge	W	D	H	KW	Shipping Weight	Cubic Feet
Arc Return with Square Laminate Leg and 1/2 Height Floating Acrylic Modesty Panel	72RHA4830LV29S6	1319	1612	47.75	30	29.5	27.75	62	8.75
	72RHA4830RV29S6	1319	1612	47.75	30	29.5	27.75	62	8.75
	72RHA4836LV29S6	1342	1653	47.75	36	29.5	27.75	69	10
	72RHA4836RV29S6	1342	1653	47.75	36	29.5	27.75	69	10
	72RHA5430LV29S6	1351	1663	53.75	30	29.5	33.75	67	9
	72RHA5430RV29S6	1351	1663	53.75	30	29.5	33.75	67	9
	72RHA5436LV29S6	1373	1691	53.75	36	29.5	33.75	75	11
	72RHA5436RV29S6	1373	1691	53.75	36	29.5	33.75	75	11
	72RHA6030LV29S6	1380	1698	59.75	30	29.5	39.75	72	10
	72RHA6030RV29S6	1380	1698	59.75	30	29.5	39.75	72	10
	72RHA6036LV29S6	1398	1720	59.75	36	29.5	39.75	82	12
	72RHA6036RV29S6	1398	1720	59.75	36	29.5	39.75	82	12
	72RHA6630LV29S6	1405	1730	65.75	30	29.5	45.75	103	11.5
	72RHA6630RV29S6	1405	1730	65.75	30	29.5	45.75	103	11.5
	72RHA6636LV29S6	1529	1882	65.75	36	29.5	45.75	103	13
	72RHA6636RV29S6	1529	1882	65.75	36	29.5	45.75	103	13
	72RHA7230LV29S6	1752	2158	71.75	30	29.5	51.75	110	12
	72RHA7230RV29S6	1752	2158	71.75	30	29.5	51.75	110	12
	72RHA7236LV29S6	1863	2295	71.75	36	29.5	51.75	110	14
	72RHA7236RV29S6*	1863	2295	71.75	36	29.5	51.75	110	14
	72RHA7830LV29S6	1899	2341	77.75	30	29.5	57.75	110	12
	72RHA7830RV29S6	1899	2341	77.75	30	29.5	57.75	110	12
	72RHA7836LV29S6	1935	2383	77.75	36	29.5	57.75	117	15
	72RHA7836RV29S6	1935	2383	77.75	36	29.5	57.75	117	15
	72RHA8430LV29S6	1924	2369	83.75	30	29.5	63.75	124	14
	72RHA8430RV29S6	1924	2369	83.75	30	29.5	63.75	124	14
	72RHA8436LV29S6	2011	2476	83.75	36	29.5	63.75	124	16
	72RHA8436RV29S6	2011	2476	83.75	36	29.5	63.75	124	16



ORDERING NOTES:

All Returns with a "S6" at the end of the model number are available with a 4" diameter metal leg, please replace "S6" with a "D8" to the existing model number ie: 72RHB6630LD8. All returns with a "S6" at the end of the model number are available with a Panel Leg, please replace "S6" with "P6" in the model number ie: 72RH6630LP6.

ORDERING PROCEDURE

To order, please specify the following:

- 1) Krug product model number
- 2) Laminates, see page 446
- 3) Wood edge detail- I,H, L or P, see page 448
- 4) Pull style, see page 449
- 5) Grommet location if applicable

*Indicates model illustrated by line drawing.

CODE DESCRIPTION

L - left hand pedestal position
 R - right hand pedestal position
 S6 - square Laminate leg
 X26 - 1/2 height fixed Laminate modesty panel
 X46 - full height Laminate modesty panel
 D - 2 file drawer
 F - 2 box, 1 file drawer
 V26 - 1/2 height floating Laminate modesty panel
 V29 - 1/2 height floating acrylic modesty panel
 M - metal legs

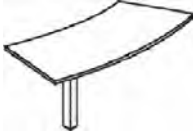
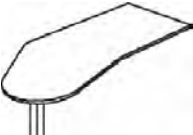
STANDARD LAMINATES

For a complete list of standard Laminates please see page 446.

GROMMETS

One grommet in standard position is optional at no charge. See page 494 for more power management information.

ARTEMIS LAMINATE | RETURNS

Description	Model	Laminate Top/Polymer Edge	HPL Top/Polymer Edge	W	D	H	Shipping Weight	Cubic Feet	
	Crescent Return with Square Laminate Leg	72RHC4830LS6	977	1356	47.75	39	29.5	54	8
	72RHC4830RS6	977	1356	47.75	39	29.5	54	8	
	72RHC5430LS6	1022	1420	53.75	39	29.5	59	9	
	72RHC5430RS6	1022	1420	53.75	39	29.5	59	9	
	72RHC6030LS6	1086	1506	59.75	42	29.5	64	10	
	72RHC6030RS6	1086	1506	59.75	42	29.5	64	10	
	72RHC6630LS6	1163	1612	65.75	42	29.5	69	10.5	
	72RHC6630RS6	1163	1612	65.75	42	29.5	69	10.5	
	72RHC7230LS6	1245	1809	71.75	45	29.5	86	11.5	
	72RHC7230RS6*	1245	1809	71.75	45	29.5	86	11.5	
	72RHC7830LS6	1505	2087	71.75	45	29.5	92	12.5	
	72RHC7830RS6	1505	2087	71.75	45	29.5	92	12.5	
	72RHC8430LS6	1640	2277	83.75	48.75	29.5	95	13	
	72RHC8430RS6	1640	2277	83.75	48.75	29.5	95	13	
	J Return with Square Laminate Leg	72RHJ4833LS6*	997	1310	33	47.75	29.5	128	11.5
	72RHJ4833RS6	997	1310	33	47.75	29.5	128	11.5	
	72RHJ5433LS6	1042	1391	33	53.75	29.5	128	11.5	
	72RHJ5433RS6	1042	1391	33	53.75	29.5	128	11.5	
	72RHJ6033LS6	1080	1461	33	59.75	29.5	128	11.5	
	72RHJ6033RS6	1080	1461	33	59.75	29.5	128	11.5	
	72RHJ6633LS6	1120	1534	33	65.75	29.5	128	11.5	
	72RHJ6633RS6	1120	1534	33	65.75	29.5	128	11.5	
	72RHJ7233LS6	1165	1592	33	71.75	29.5	135	12.5	
	72RHJ7233RS6	1165	1592	33	71.75	29.5	135	12.5	
	72RHJ7833LS6	1415	1920	33	77.75	29.5	139	13.5	
	72RHJ7833RS6	1415	1920	33	77.75	29.5	139	13.5	
	72RHJ8433LS6	1539	2089	33	83.75	29.5	144	14	
	72RHJ8433RS6	1539	2089	33	83.75	29.5	144	14	

ORDERING NOTES:

All Returns with a "S6" at the end of the model number are available with a 4" diameter metal leg, please replace "S6" with a "D8" to the existing model number ie: 72RHB6630LD8. All returns with a "S6" at the end of the model number are available with a Panel Leg, please replace "S6" with "P6" in the model number ie: 72RH6630LP6.

DIMENSION KEY

W - width
D - depth
H - height

Dimensions are in inches and approximate. Contact Customer Service if dimensions are critical.

CODE DESCRIPTION

L - left hand pedestal position
R - right hand pedestal position
S6 - square Laminate leg
X26 - 1/2 height fixed Laminate modesty panel
X46 - full height Laminate modesty panel
D - 2 file drawer
F - 2 box, 1 file drawer
V26 - 1/2 height floating Laminate modesty panel
V29 - 1/2 height floating acrylic modesty panel
M - metal legs

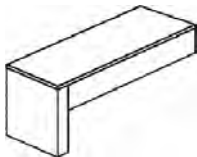
STANDARD LAMINATES

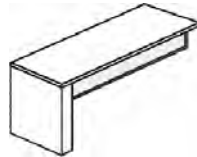
For a complete list of standard Laminates please see page 446.

GROMMETS

One grommet in standard position is optional at no charge. See page 494 for more power management information.

ARTEMIS LAMINATE | RETURNS

Description	Model	Laminate Top/Polymer Edge	HPL Top/Polymer Edge	W	D	H	Shipping Weight	Cubic Feet	
 Rectangular Desk Return with 4" Gable and 1/2 Height Fixed Laminate Modesty Panel	72RHDR7230LX26	1374	1734	71.75	30	29.5	67.75	138	53
	72RHDR7230RX26	1374	1734	71.75	30	29.5	67.75	138	53
	72RHDR7236LX26	1504	1896	71.75	36	29.5	67.75	144	54.75
	72RHDR7236RX26	1504	1896	71.75	36	29.5	67.75	144	54.75
	72RHDR7830LX26	1480	1866	77.75	30	29.5	73.75	148	57
	72RHDR7830RX26	1480	1866	77.75	30	29.5	73.75	148	57
	72RHDR7836LX26	1604	2024	77.75	36	29.5	73.75	152	57
	72RHDR7836RX26	1604	2024	77.75	36	29.5	73.75	152	57
	72RHDR8430LX26	1573	1988	83.75	30	29.5	79.75	154	61
	72RHDR8430RX26	1573	1988	83.75	30	29.5	79.75	154	61
	72RHDR8436LX26	1704	2149	83.75	36	29.5	79.75	160	63
	72RHDR8436RX26	1704	2149	83.75	36	29.5	79.75	160	63

 Rectangular Desk Return with 4" Gable and 1/2 Height Floating Acrylic Modesty Panel	72RHDR4830LV29	1387	1677	47.75	30	29.5	43.75	105	36.5
	72RHDR4830RV29	1387	1677	47.75	30	29.5	43.75	105	36.5
	72RHDR4836LV29	1459	1767	47.75	36	29.5	43.75	111	36.5
	72RHDR4836RV29	1459	1767	47.75	36	29.5	43.75	111	36.5
	72RHDR5430LV29	1429	1730	53.75	30	29.5	49.75	113	40.5
	72RHDR5430RV29	1429	1730	53.75	30	29.5	49.75	113	40.5
	72RHDR5436LV29	1508	1822	53.75	36	29.5	49.75	119	40.5
	72RHDR5436RV29	1508	1822	53.75	36	29.5	49.75	119	40.5
	72RHDR6030LV29	1615	1954	59.75	30	29.5	55.75	120	44.5
	72RHDR6030RV29	1615	1954	59.75	30	29.5	55.75	120	44.5
	72RHDR6036LV29	1686	2039	59.75	36	29.5	55.75	126	44.5
	72RHDR6036RV29	1686	2039	59.75	36	29.5	55.75	126	44.5
	72RHDR6630LV29	1659	2004	65.75	30	29.5	61.75	127	49
	72RHDR6630RV29	1659	2004	65.75	30	29.5	61.75	127	49
	72RHDR6636LV29	1734	2098	65.75	36	29.5	61.75	132	50
	72RHDR6636RV29*	1734	2098	65.75	36	29.5	61.75	132	50
	72RHDR7230LV29	1705	2062	71.75	30	29.5	67.75	133	53
	72RHDR7230RV29	1705	2062	71.75	30	29.5	67.75	133	53
	72RHDR7236LV29	2113	2559	71.75	36	29.5	67.75	139	54.75
	72RHDR7236RV29	2113	2559	71.75	36	29.5	67.75	139	54.75
	72RHDR7830LV29	1953	2361	77.75	30	29.5	73.75	141	57
	72RHDR7830RV29	1953	2361	77.75	30	29.5	73.75	141	57
	72RHDR7836LV29	2206	2669	77.75	36	29.5	73.75	139	57
	72RHDR7836RV29	2206	2669	77.75	36	29.5	73.75	139	57
	72RHDR8430LV29	2045	2476	83.75	30	29.5	79.75	146	61
	72RHDR8430RV29	2045	2476	83.75	30	29.5	79.75	146	61
	72RHDR8436LV29	2299	2780	83.75	36	29.5	79.75	152	63
72RHDR8436RV29	2299	2780	83.75	36	29.5	79.75	152	63	

DIMENSION KEY

W - width
D - depth
H - height

Dimensions are in inches and approximate. Contact Customer Service if dimensions are critical.

CODE DESCRIPTION

L - left hand pedestal position
R - right hand pedestal position
S6 - square Laminate leg
X26 - 1/2 height fixed Laminate modesty panel
X46 - full height Laminate modesty panel
D - 2 file drawer
F - 2 box, 1 file drawer
V26 - 1/2 height floating Laminate modesty panel
V29 - 1/2 height floating acrylic modesty panel
M - metal legs


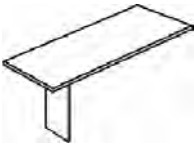
STANDARD LAMINATES

For a complete list of standard Laminates please see page 446.

GROMMETS

One grommet in standard position is optional at no charge. See page 494 for more power management information.

ARTEMIS LAMINATE | RETURNS

Description	Model	Laminate Top/Polymer Edge	HPL Top/Polymer Edge	W	D	H	KW	Shipping Weight	Cubic Feet	
 Rectangular Desk Return with 2" Square Metal Leg and 1/2 Height Floating Acrylic Modesty Panel	72RHDR7230LV29M	1688	2059	71.75	30	29.5	69.75	89	10.75	
	72RHDR7230RV29M	1688	2059	71.75	30	29.5	69.75	89	10.75	
	72RHDR7236LV29M	2064	2520	71.75	36	29.5	69.75	115	14	
	72RHDR7236RV29M	2064	2520	71.75	36	29.5	69.75	115	14	
	72RHDR7830LV29M	1906	2324	77.75	30	29.5	75.75	94	11.5	
	72RHDR7830RV29M	1906	2324	77.75	30	29.5	75.75	94	11.5	
	72RHDR7836LV29M	2121	2590	77.75	36	29.5	75.75	115	15	
	72RHDR7836RV29M	2121	2590	77.75	36	29.5	75.75	115	15	
	72RHDR8430LV29M	1959	2390	83.75	30	29.5	81.75	100	13	
	72RHDR8430RV29M	1959	2390	83.75	30	29.5	81.75	100	13	
	72RHDR8436LV29M	2188	2669	83.75	36	29.5	81.75	128	16	
	72RHDR8436RV29M	2188	2669	83.75	36	29.5	81.75	128	16	
	 Rectangular Desk Return with Panel Leg and no Modesty Panel	72RHDR4830LP6	779	1038	47.75	30	29.5	27.75	56	8.5
		72RHDR4830RP6	779	1038	47.75	30	29.5	27.75	56	8.5
72RHDR4836LP6		848	1161	47.75	36	29.5	27.75	64	12	
72RHDR4836RP6		848	1161	47.75	36	29.5	27.75	64	12	
72RHDR5430LP6		820	1111	53.75	30	29.5	33.75	61	9	
72RHDR5430RP6		820	1111	53.75	30	29.5	33.75	61	9	
72RHDR5436LP6		892	1240	53.75	36	29.5	33.75	69	13	
72RHDR5436RP6		892	1240	53.75	36	29.5	33.75	69	13	
72RHDR6030LP6		868	1185	59.75	30	29.5	39.75	65	10	
72RHDR6030RP6		868	1185	59.75	30	29.5	39.75	65	10	
72RHDR6036LP6		941	1315	59.75	36	29.5	39.75	75	13.75	
72RHDR6036RP6		941	1315	59.75	36	29.5	39.75	75	13.75	
72RHDR6630LP6		912	1266	65.75	30	29.5	45.75	70	10.75	
72RHDR6630RP6		912	1266	65.75	30	29.5	45.75	70	10.75	
72RHDR6636LP6*		982	1393	65.75	36	29.5	45.75	93	14	
72RHDR6636RP6		982	1393	65.75	36	29.5	45.75	93	14	
72RHDR7230LP6		1116	1501	71.75	30	29.5	51.75	79	11.5	
72RHDR7230RP6		1116	1501	71.75	30	29.5	51.75	79	11.5	
72RHDR7236LP6		1197	1662	71.75	36	29.5	51.75	100	15	
72RHDR7236RP6		1197	1662	71.75	36	29.5	51.75	100	15	
72RHDR7830LP6		1183	1606	77.75	30	29.5	57.75	84	13	
72RHDR7830RP6		1183	1606	77.75	30	29.5	57.75	84	13	
72RHDR7836LP6		1272	1768	77.75	36	29.5	57.75	106	16	
72RHDR7836RP6		1272	1768	77.75	36	29.5	57.75	106	16	
72RHDR8430LP6		1262	1712	83.75	30	29.5	63.75	89	14.5	
72RHDR8430RP6		1262	1712	83.75	30	29.5	63.75	89	14.5	
72RHDR8436LP6		1347	1884	83.75	36	29.5	63.75	113	17	
72RHDR8436RP6		1347	1884	83.75	36	29.5	63.75	113	17	

DIMENSION KEY

W - width
D - depth
H - height

Dimensions are in inches and approximate. Contact Customer Service if dimensions are critical.

CODE DESCRIPTION

L - left hand pedestal position
R - right hand pedestal position
S6 - square Laminate leg
X26 - 1/2 height fixed Laminate modesty panel
X46 - full height Laminate modesty panel
D - 2 file drawer
F - 2 box, 1 file drawer
V26 - 1/2 height floating Laminate modesty panel
V29 - 1/2 height floating acrylic modesty panel
M - metal legs


STANDARD LAMINATES

For a complete list of standard Laminates please see page 446.

GROMMETS

One grommet in standard position is optional at no charge. See page 494 for more power management information.

ARTEMIS LAMINATE | RETURNS

Description	Model	Laminate Top/Polymer Edge	HPL Top/Polymer Edge	W	D	H	KW	Shipping Weight	Cubic Feet
	72RHDR4830LV29P6	1229	1512	47.75	30	29.5	30.75	59	8.5
	72RHDR4830RV29P6	1229	1512	47.75	30	29.5	30.75	59	8.5
	72RHDR4836LV29P6	1307	1636	47.75	36	29.5	27.75	67	12
	72RHDR4836RV29P6	1307	1636	47.75	36	29.5	27.75	67	12
	72RHDR5430LV29P6	1275	1584	53.75	30	29.5	36.75	65	9
	72RHDR5430RV29P6	1275	1584	53.75	30	29.5	36.75	65	9
	72RHDR5436LV29P6	1351	1691	53.75	36	29.5	33.75	73	13
	72RHDR5436RV29P6	1351	1691	53.75	36	29.5	33.75	73	13
	72RHDR6030LV29P6	1323	1660	59.75	30	29.5	42.75	70	10
	72RHDR6030RV29P6	1323	1660	59.75	30	29.5	42.75	70	10
	72RHDR6036LV29P6	1405	1760	59.75	36	29.5	39.75	80	13.75
	72RHDR6036RV29P6	1405	1760	59.75	36	29.5	39.75	80	13.75
	72RHDR6630LV29P6	1383	1731	65.75	30	29.5	48.75	76	10.75
	72RHDR6630RV29P6	1383	1731	65.75	30	29.5	48.75	76	10.75
	72RHDR6636LV29P6	1451	1816	65.75	36	29.5	45.75	108	14.5
	72RHDR6636RV29P6	1451	1816	65.75	36	29.5	45.75	108	14.5
	72RHDR7230LV29P6*	1425	1782	71.75	30	29.5	54.75	86	11.5
	72RHDR7230RV29P6	1425	1782	71.75	30	29.5	54.75	86	11.5
	72RHDR7236LV29P6	1683	2106	71.75	36	29.5	51.75	115	15.75
	72RHDR7236RV29P6	1683	2106	71.75	36	29.5	51.75	115	15.75
72RHDR7830LV29P6	1651	2065	77.75	30	29.5	60.75	91	13	
72RHDR7830RV29P6	1651	2065	77.75	30	29.5	60.75	91	13	
72RHDR7836LV29P6	1892	2368	77.75	36	29.5	57.75	121	16.75	
72RHDR7836RV29P6	1892	2368	77.75	36	29.5	57.75	121	16.75	
72RHDR8430LV29P6	1878	2348	83.75	30	29.5	66.75	96	14.5	
72RHDR8430RV29P6	1878	2348	83.75	30	29.5	66.75	96	14.5	
72RHDR8436LV29P6	1979	2478	83.75	36	29.5	63.75	128	17.75	
72RHDR8436RV29P6	1979	2478	83.75	36	29.5	63.75	128	17.75	

ORDERING PROCEDURE

To order, please specify the following:

- 1) Krug product model number
- 2) Laminate, see page 446
- 3) Edge detail- I,H, L or P, see page 448
- 4) Pull style, see page 449
- 5) Grommet location if applicable

*Indicates model illustrated by line drawing.

CODE DESCRIPTION

L - left hand pedestal position
 R - right hand pedestal position
 S6 - square Laminate leg
 X26 - 1/2 height fixed Laminate modesty panel
 X46 - full height Laminate modesty panel
 D - 2 file drawer
 F - 2 box, 1 file drawer
 V26 - 1/2 height floating Laminate modesty panel
 V29 - 1/2 height floating acrylic modesty panel
 M - metal legs


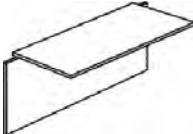
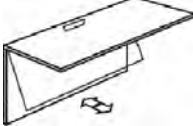
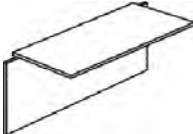
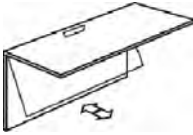
STANDARD LAMINATES

For a complete list of standard Laminates please see page 446.

GROMMETS

One grommet in standard position is optional at no charge. See page 494 for more power management information.

ARTEMIS LAMINATE | LINKING UNITS

Description	Model	Laminate Top/Polymer Edge	HPL Top/Polymer Edge	W	D	H	Shipping Weight	Cubic Feet
	72LU3620H	331	457	36	20	-	15	1.5
	72LU3624H	353	508	36	24	-	16	1.75
	72LU4220H*	352	500	42	20	-	20	1.5
	72LU4224H	374	544	42	24	-	24	2
	72LU4820H	397	562	48	20	-	29	1.75
	72LU4824H	422	620	48	24	-	36	2
	72LU3620HX46	527	647	36	20	29.5	59	3
	72LU3624HX46	568	699	36	24	29.5	64	3
	72LU4220HX46*	580	711	42	20	29.5	67	3.75
	72LU4224HX46	669	823	42	24	29.5	72	3.75
	72LU4820HX46	644	794	48	20	29.5	78	4
	72LU4824HX46	766	943	48	24	29.5	80	4
	72LUY3620H	580	701	36	20	29.5	59	3
	72LUY3624H	626	757	36	24	29.5	64	3
	72LUY4220H	636	767	42	20	29.5	67	3.5
	72LUY4224H*	731	878	42	24	29.5	72	3.5
	72LUY4820H	705	853	48	20	29.5	78	4
	72LUY4824H	834	1011	48	24	29.5	80	4
	72LUTD3620HLX46	527	647	36	20	29.5	59	3
	72LUTD3620HRX46	527	647	36	20	29.5	59	3
	72LUTD3624HLX46	568	699	36	24	29.5	64	3
	72LUTD3624HRX46	568	699	36	24	29.5	64	3
	72LUTD4220HLX46	580	711	42	20	29.5	67	3.75
	72LUTD4220HRX46	580	711	42	20	29.5	67	3.75
	72LUTD4224HLX46	669	823	42	24	29.5	72	3.75
	72LUTD4224HRX46	669	823	42	24	29.5	72	3.75
	72LUTD4820HLX46	644	794	48	20	29.5	78	4
	72LUTD4820HRX46	644	794	48	20	29.5	78	4
	72LUTD4824HLX46	766	943	48	24	29.5	80	4
	72LUTD4824HRX46	766	943	48	24	29.5	80	4
		72LUYTD3620HL	580	711	36	20	29.5	59
72LUYTD3620HR		580	711	36	20	29.5	59	3
72LUYTD3624HL		626	757	36	24	29.5	64	3
72LUYTD3624HR		626	757	36	24	29.5	64	3
72LUYTD4220HL		636	783	42	20	29.5	67	3.75
72LUYTD4220HR		636	783	42	20	29.5	67	3.75
72LUYTD4224HL		731	878	42	24	29.5	72	3.75
72LUYTD4224HR		731	878	42	24	29.5	72	3.75
72LUYTD4820HL		705	868	48	20	29.5	78	4
72LUYTD4820HR		705	868	48	20	29.5	78	4
72LUYTD4824HL		834	1011	48	24	29.5	80	4
72LUYTD4824HR	834	1011	48	24	29.5	80	4	

ORDERING NOTES:

DIMENSION KEY

W - width
D - depth
H - height

Dimensions are in inches and approximate. Contact Customer Service if dimensions are critical.

CODE DESCRIPTION

X46 - full height wood modesty panel
Y - Laminate hinged modesty panel
H - desk height

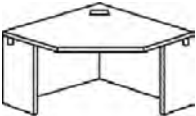
STANDARD LAMINATES

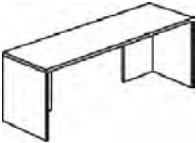
For a complete list of standard Laminates please see page 446.

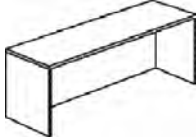
GROMMETS

One grommet in standard position is optional at no charge. See page 494 for more power management information.

ARTEMIS LAMINATE | LINKING TOPS, UNITS & CORNER UNITS

Description	Model	Laminate Top/Polymer Edge	HPL Top/Polymer Edge	W	D	H	KW	Shipping Weight	Cubic Feet
	72CU363620	1141	1383	36	36	29.5	22.5	106	29
	72CU363624*	1141	1383	36	36	29.5	17	106	29
	72CU424220	1354	1638	42	42	29.5	31	131	38
	72CU424224	1354	1638	42	42	29.5	25.25	131	38

Description	Model	Laminate Top/Polymer Edge	HPL Top/Polymer Edge	W	D	H	KW	Shipping Weight	Cubic Feet
	72SC6624	1063	1331	24	65.75	29.5	63.5	104	35
	72SC7224*	1119	1414	24	71.75	29.5	69.5	112	38
	72SC7824	1257	1570	24	77.75	29.5	75.5	120	40
	72SC8424	1354	1692	24	83.75	29.5	81.5	128	44

Description	Model	Laminate Top/Polymer Edge	HPL Top/Polymer Edge	W	D	H	KW	Shipping Weight	Cubic Feet
	72SC6624X46	1273	1594	24	65.75	29.5	63.5	104	35
	72SC7224X46	1346	1698	24	71.75	29.5	69.5	112	38
	72SC7824X46	1508	1886	24	77.75	29.5	75.5	120	40
	72SC8424X46	1622	2032	24	83.75	29.5	81.5	128	44

ORDERING PROCEDURE

To order, please specify the following:

- 1) Krug product model number
- 2) Laminates, see page 446
- 3) Edge detail- I,H, L or P, see page 448
- 4) Pull style, see page 449
- 5) Grommet location if applicable

*Indicates model illustrated by line drawing.

CODE DESCRIPTION

X46 - full height modesty panel
 Y - Laminate hinged modesty panel
 H - desk height

STANDARD LAMINATES

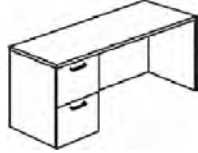
For a complete list of standard laminates please see page 446.

GROMMETS

One grommet in standard position is optional at no charge. See page 494 for more power management information.

ARTEMIS LAMINATE | CREDENZAS

Description	Model	Laminate Top/Polymer Edge	HPL Top/Polymer Edge	W	D	H	KW	Shipping Weight	Cubic Feet
Single Pedestal Credenza with Fixed Laminate Modesty Panel	72C60204XLDR0	1781	2045	59.75	20	29.5	43	120	27.75
	72C60204XLFR0	1781	2045	59.75	20	29.5	43	120	27.75
	72C60204XLORD	1781	2045	59.75	20	29.5	43	120	27.75
	72C60204XLORF	1781	2045	59.75	20	29.5	43	120	27.75
	72C60244XLDR0	1898	2177	59.75	24	29.5	43	128	32
	72C60244XLFR0	1898	2177	59.75	24	29.5	43	128	32
	72C60244XLORD	1898	2177	59.75	24	29.5	43	128	32
	72C60244XLORF	1898	2177	59.75	24	29.5	43	128	32
	72C66204XLDR0*	1828	2096	65.75	20	29.5	49	136	30
	72C66204XLFR0	1828	2096	65.75	20	29.5	49	136	30
	72C66204XLORD	1828	2096	65.75	20	29.5	49	36	30
	72C66204XLORF	1828	2096	65.75	20	29.5	49	136	30
	72C66244XLDR0	1923	2206	65.75	24	29.5	49	144	35
	72C66244XLFR0	1923	2206	65.75	24	29.5	49	144	35
	72C66244XLORD	1923	2206	65.75	24	29.5	49	144	35
	72C66244XLORF	1923	2206	65.75	24	29.5	49	144	35
	72C72204XLDR0	1855	2129	71.75	20	29.5	55	152	32.75
	72C72204XLFR0	1855	2129	71.75	20	29.5	55	152	32.75
	72C72204XLORD	1855	2129	71.75	20	29.5	55	152	32.75
	72C72204XLORF	1855	2129	71.75	20	29.5	55	152	32.75
	72C72244XLDR0	1991	2283	71.75	24	29.5	55	160	38
	72C72244XLFR0	1991	2283	71.75	24	29.5	55	160	38
	72C72244XLORD	1991	2283	71.75	24	29.5	55	160	38
	72C72244XLORF	1991	2283	71.75	24	29.5	55	160	38
	72C78204XLDR0	1981	2272	77.75	20	29.5	61	168	35.5
	72C78204XLFR0	1981	2272	77.75	20	29.5	61	168	35.5
	72C78204XLORD	1981	2272	77.75	20	29.5	61	168	35.5
	72C78204XLORF	1981	2272	77.75	20	29.5	61	168	35.5
	72C78244XLDR0	2129	2440	77.75	24	29.5	61	172	41
	72C78244XLFR0	2129	2440	77.75	24	29.5	61	172	41
	72C78244XLORD	2129	2440	77.75	24	29.5	61	172	41
	72C78244XLORF	2129	2440	77.75	24	29.5	61	172	41
	72C84204XLDR0	2165	2483	83.75	20	29.5	67	184	38
	72C84204XLFR0	2165	2483	83.75	20	29.5	67	184	38
	72C84204XLORD	2165	2483	83.75	20	29.5	67	184	38
	72C84204XLORF	2165	2483	83.75	20	29.5	67	184	38
	72C84244XLDR0	2326	2668	83.75	24	29.5	67	192	44
	72C84244XLFR0	2326	2668	83.75	24	29.5	67	192	44
	72C84244XLORD	2326	2668	83.75	24	29.5	67	192	44
	72C84244XLORF	2326	2668	83.75	24	29.5	67	192	44



DIMENSION KEY

W - width
D - depth
H - height

Dimensions are in inches and approximate. Contact Customer Service if dimensions are critical.

CODE DESCRIPTION

L - left hand pedestal position
R - right hand pedestal position
0 - no pedestal
4 - full height pedestal
B - bookcase
D - 2 file drawer
F - 2 box, 1 file drawer
Y - hinged modesty panel
X - includes a modesty panel
1 - lateral file pedestal
2 - 1 file, 2 box, 1 lateral file pedestal
04 - 2 box, 1 file, 1 lateral file pedestal

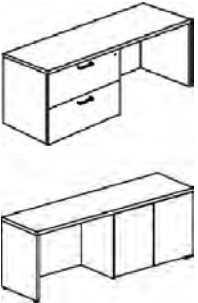
STANDARD LAMINATES

For a complete list of standard Laminates please see page 446.

GROMMETS


One grommet in standard position is optional at no charge. See page 494 for more power management information.

ARTEMIS LAMINATE | CREDENZA

Description	Model	Laminate Top/Polymer Edge	HPL Top/Polymer Edge	W	D	H	KW	Shipping Weight	Cubic Feet
Single 36" Pedestal	72C7220XLFR0	2250	2580	71.75	20	29.5	35	168	32.75
Lateral File or Bookcase	72C7220XL0RF	2250	2580	71.75	20	29.5	35	168	32.75
Credenza with Fixed	72C7220XLBR0	1869	2164	71.75	20	29.5	35	128	32.75
Laminate Modesty Panel	72C7220XL0RB	1869	2164	71.75	20	29.5	35	128	32.75
	72C7224XLFR0*	2373	2744	71.75	24	29.5	35	176	38
	72C7224XL0RF	2373	2744	71.75	24	29.5	35	76	38
	72C7224XLBR0	1991	2304	71.75	24	29.5	35	136	38
	72C7224XL0RB	1991	2304	71.75	24	29.5	35	136	38
	72C7820XLFR0	2502	2870	77.75	20	29.5	41	195	35.5
	72C7820XL0RF	2502	2870	77.75	20	29.5	41	195	35.5
	72C7820XLBR0	2121	2457	77.75	20	29.5	41	155	35.5
	72C7820XL0RB	2121	2457	77.75	20	29.5	41	155	35.5
	72C7824XLFR0	2637	3054	77.75	24	29.5	41	199	41
	72C7824XL0RF	2637	3054	77.75	24	29.5	41	199	41
	72C7824XLBR0	2256	2612	77.75	24	29.5	41	174	41
	72C7824XL0RB	2256	2612	77.75	24	29.5	41	174	41
	72C8420XLFR0	2779	3187	83.75	20	29.5	47	221	38
	72C8420XL0RF	2779	3187	83.75	20	29.5	47	221	38
	72C8420XLBR0	2398	2778	83.75	20	29.5	47	181	38
	72C8420XL0RB	2398	2778	83.75	20	29.5	47	181	38
	72C8424XLFR0	2928	3389	83.75	24	29.5	47	252	44
	72C8424XL0RF	2928	3389	83.75	24	29.5	47	252	44
	72C8424XLBR0	2551	2952	83.75	24	29.5	47	212	44
	72C8424XL0RB	2551	2952	83.75	24	29.5	47	212	44

ORDERING NOTES:

Credenzas with bookcase pedestals have the option of pulls instead of the standard touch latch doors. To select this option, please change the prefix in the model number from "72" to "73" ie: 73C7220XLBR0. Please refer to page 645 for pull orientation below the worksurface. Locks are available on wood doors for an **upcharge of \$152 list**.

Single 36" Combination Pedestal Credenza with Fixed Laminate Modesty Panel	72C7220XL3602R0	2326	2618	71.75	20	29.5	35	168	32.75
	72C7220XL0R3604	2326	2618	71.75	20	29.5	35	168	32.75
	72C7224XL3602R0*	2451	2760	71.75	24	29.5	35	176	38
	72C7224XL0R3604	2451	2760	71.75	24	29.5	35	176	38
	72C7820XL3602R0	2580	2906	77.75	20	29.5	41	174	35.5
	72C7820XL0R3604	2580	2906	77.75	20	29.5	41	174	35.5
	72C7824XL3602R0	2715	3056	77.75	24	29.5	41	182	41
	72C7824XL0R3604	2715	3056	77.75	24	29.5	41	182	41
	72C8420XL3602R0	2854	3215	83.75	20	29.5	47	180	38
	72C8420XL0R3604	2854	3215	83.75	20	29.5	47	180	38
	72C8424XL3602R0	3006	3385	83.75	24	29.5	47	188	44
72C8424XL0R3604	3006	3385	83.75	24	29.5	47	188	44	

ORDERING PROCEDURE

To order, please specify the following:

- 1) Krug product model number
- 2) Laminate, see page 446
- 3) Edge detail- I,H, L or P, see page 448
- 4) Pull style, see page 449
- 5) Grommet location if applicable

*Indicates model illustrated by line drawing.

CODE DESCRIPTION

- L - left hand pedestal position
- R - right hand pedestal position
- 0 - no pedestal
- 4 - full height pedestal
- B - bookcase
- D - 2 file drawer
- F - 2 box, 1 file drawer
- Y - hinged modesty panel
- X - includes a modesty panel
 - 1- lateral file pedestal
 - 2- 1 file, 2 box, 1 lateral file pedestal
 - 04- 2 box, 1 file, 1 lateral file pedestal

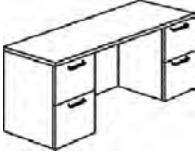
STANDARD LAMINATES

For a complete list of standard laminates please see page 446.

GROMMETS

One grommet in standard position is optional at no charge. See page 494 for more power management information.

ARTEMIS LAMINATE | CREDENZA

Description	Model	Laminate Top/Polymer Edge	HPL Top/Polymer Edge	W	D	H	KW	Shipping Weight	Cubic Feet	
	Double Pedestal	72C60204XLDRD	2332	2601	59.75	20	29.5	28.5	200	27.75
	Credenza with Fixed	72C60204XLDRF	2332	2601	59.75	20	29.5	28.5	200	27.75
	Modesty Panel	72C60204XLFRD	2332	2601	59.75	20	29.5	28.5	200	27.75
		72C60204XLFRF	2332	2601	59.75	20	29.5	28.5	200	27.75
		72C60244XLDRD*	2489	2778	59.75	24	29.5	28.5	208	32
		72C60244XLDRF	2489	2778	59.75	24	29.5	28.5	208	32
		72C60244XLFRD	2489	2778	59.75	24	29.5	28.5	208	32
		72C60244XLFRF	2489	2778	59.75	24	29.5	28.5	208	32
		72C66204XLDRD	2378	2654	65.75	20	29.5	34.5	216	30
		72C66204XLDRF	2378	2654	65.75	20	29.5	34.5	216	30
		72C66204XLFRD	2378	2654	65.75	20	29.5	34.5	216	30
		72C66204XLFRF	2378	2654	65.75	20	29.5	34.5	216	30
		72C66244XLDRD	2508	2800	65.75	24	29.5	34.5	224	35
		72C66244XLDRF	2508	2800	65.75	24	29.5	34.5	224	35
		72C66244XLFRD	2508	2800	65.75	24	29.5	34.5	224	35
		72C66244XLFRF	2508	2800	65.75	24	29.5	34.5	224	35
		72C72204XLDRD	2398	2676	71.75	20	29.5	40.5	232	32.75
		72C72204XLDRF	2398	2676	71.75	20	29.5	40.5	232	32.75
		72C72204XLFRD	2398	2676	71.75	20	29.5	40.5	232	32.75
		72C72204XLFRF	2398	2676	71.75	20	29.5	40.5	232	32.75
		72C72244XLDRD	2629	2917	71.75	24	29.5	40.5	240	38
		72C72244XLDRF	2629	2917	71.75	24	29.5	40.5	240	38
		72C72244XLFRD	2629	2917	71.75	24	29.5	40.5	240	38
		72C72244XLFRF	2629	2917	71.75	24	29.5	40.5	240	38
		72C78204XLDRD	2629	2917	77.75	20	29.5	46.5	248	35.5
		72C78204XLDRF	2629	2917	77.75	20	29.5	46.5	248	35.5
		72C78204XLFRD	2629	2917	77.75	20	29.5	46.5	248	35.5
		72C78204XLFRF	2629	2917	77.75	20	29.5	46.5	248	35.5
		72C78244XLDRD	2810	3135	77.75	24	29.5	46.5	256	41
		72C78244XLDRF	2810	3135	77.75	24	29.5	46.5	256	41
		72C78244XLFRD	2810	3135	77.75	24	29.5	46.5	256	41
		72C78244XLFRF	2810	3135	77.75	24	29.5	46.5	256	41
		72C84204XLDRD	2881	3211	83.75	20	29.5	52.5	264	38
		72C84204XLDRF	2881	3211	83.75	20	29.5	52.5	264	38
		72C84204XLFRD	2881	3211	83.75	20	29.5	52.5	264	38
	72C84204XLFRF	2881	3211	83.75	20	29.5	52.5	264	38	
	72C84244XLDRD	3078	3433	83.75	24	29.5	52.5	272	44	
	72C84244XLDRF	3078	3433	83.75	24	29.5	52.5	272	44	
	72C84244XLFRD	3078	3433	83.75	24	29.5	52.5	272	44	
	72C84244XLFRF	3078	3433	83.75	24	29.5	52.5	272	44	

DIMENSION KEY

W - width
D - depth
H - height

Dimensions are in inches and approximate.
Contact Customer Service if dimensions are critical.

CODE DESCRIPTION

L - left hand pedestal position
R - right hand pedestal position
0 - no pedestal
4 - full height pedestal
B - bookcase
D - 2 file drawer
F - 2 box, 1 file drawer
Y - hinged modesty panel
X - includes a modesty panel
1 - lateral file pedestal
2 - 1 file, 2 box, 1 lateral file pedestal
04 - 2 box, 1 file, 1 lateral file pedestal

STANDARD LAMINATES

For a complete list of standard Laminates please see page 446.

GROMMETS

One grommet in standard position is optional at no charge. See page 494 for more power management information.

ARTEMIS LAMINATE | CREDENZA

Description	Model	Laminate Top/Polymer Edge	HPL Top/Polymer Edge	W	D	H	KW	Shipping Weight	Cubic Feet
Single 36" Pedestal	72CY7220LFR0	2585	2936	71.75	20	29.5	35	156	32.75
Lateral File or Bookcase with Hinged Laminate Modesty Panel	72CY7220LORF	2585	2936	71.75	20	29.5	35	156	32.75
	72CY7220LBR0	2202	2504	71.75	20	29.5	35	116	32.75
	72CY7220LORB	2202	2504	71.75	20	29.5	35	116	32.75
	72CY7224LFR0	2709	3077	71.75	24	29.5	35	160	38
	72CY7224LORF	2709	3077	71.75	24	29.5	35	160	38
	72CY7224LBR0	2326	2642	71.75	24	29.5	35	120	38
	72CY7224LORB	2326	2642	71.75	24	29.5	35	120	38
	72CY7820LFR0	2835	3221	77.75	20	29.5	41	195	35.5
	72CY7820LORF	2835	3221	77.75	20	29.5	41	195	35.5
	72CY7820LBR0	2458	2791	77.75	20	29.5	41	155	35.5
	72CY7820LORB	2458	2791	77.75	20	29.5	41	155	35.5
	72CY7824LFR0	2971	3381	77.75	24	29.5	41	199	41
	72CY7824LORF	2971	3381	77.75	24	29.5	41	199	41
	72CY7824LBR0	2591	2946	77.75	24	29.5	41	174	41
	72CY7824LORB	2591	2946	77.75	24	29.5	41	174	41
	72CY8420LFR0	3112	3536	83.75	20	29.5	47	221	38
	72CY8420LORF	3112	3536	83.75	20	29.5	47	221	38
	72CY8420LBR0	2734	3104	83.75	20	29.5	47	181	38
	72CY8420LORB	2734	3104	83.75	20	29.5	47	181	38
	72CY8424LFR0*	3261	3708	83.75	24	29.5	47	252	44
	72CY8424LORF	3261	3708	83.75	24	29.5	47	252	44
	72CY8424LBR0	2882	3274	83.75	24	29.5	47	212	44
	72CY8424LORB	2882	3274	83.75	24	29.5	47	212	44



ORDERING NOTES:

Credenzas with bookcase pedestals have the option of pulls instead of the standard touch latch doors. To select this option, please change the prefix in the model number from "72" to "73" ie: 73C7220XLBR0. Please refer to page 449 for pull orientation below the worksurface. Locks are available on wood doors for an **upcharge of \$152 list**.

Single 36" Combination Pedestal Credenza with Hinged Laminate Modesty Panel	72CY7220L3602R0	2659	2910	71.75	20	29.5	35	168	32.75
	72CY7220LOR3604	2659	2910	71.75	20	29.5	35	168	32.75
	72CY7224L3602R0*	2783	3045	71.75	24	29.5	35	176	38
	72CY7224LOR3604	2783	3045	71.75	24	29.5	35	176	38
	72CY7820L3602R0	2912	3187	77.75	20	29.5	41	174	35.5
	72CY7820LOR3604	2912	3187	77.75	20	29.5	41	174	35.5
	72CY7824L3602R0	3047	3297	77.75	24	29.5	41	182	41
	72CY7824LOR3604	3047	3297	77.75	24	29.5	41	182	41
	72CY8420L3602R0	3188	3491	83.75	20	29.5	47	180	38
	72CY8420LOR3604	3188	3491	83.75	20	29.5	47	180	38
	72CY8424L3602R0	3341	3655	83.75	24	29.5	47	188	44
	72CY8424LOR3604	3341	3655	83.75	24	29.5	47	188	44



DIMENSION KEY

W - width
D - depth
H - height

Dimensions are in inches and approximate. Contact Customer Service if dimensions are critical.

CODE DESCRIPTION

L - left hand pedestal position
R - right hand pedestal position
0 - no pedestal
4 - full height pedestal
B - bookcase
D - 2 file drawer
F - 2 box, 1 file drawer
Y - hinged modesty panel
X - includes a modesty panel
1 - lateral file pedestal
2 - 1 file, 2 box, 1 lateral file pedestal
04 - 2 box, 1 file, 1 lateral file pedestal

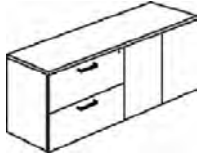
STANDARD FINISHES

For a complete list of standard Laminates please see page 446.

GROMMETS

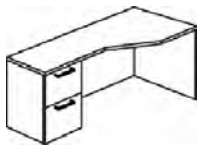
One grommet in standard position is optional at no charge. See page 494 for more power management information.

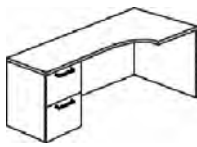
ARTEMIS LAMINATE | CREDENZA

Description	Model	Laminate Top/Polymer Edge	HPL Top/Polymer Edge	W	D	H	KW	Shipping Weight	Cubic Feet
	72C7220LFRF	3105	3431	71.75	20	29.5		248	32.75
	72C7220LBRB	2346	2593	71.75	20	29.5		208	32.75
	72C7220LBRF	2726	3013	71.75	20	29.5		228	32.75
	72C7220LFRB*	2726	3013	71.75	20	29.5		228	32.75
	72C7224LFRF	3255	3596	71.75	24	29.5		256	38
	72C7224LBRB	2495	2757	71.75	24	29.5		224	38
	72C7224LBRF	2878	3180	71.75	24	29.5		236	38
	72C7224LFRB	2878	3180	71.75	24	29.5		236	38

ORDERING NOTES:

Credenzas with bookcase pedestals have the option of pulls instead of the standard touch latch doors. To select this option, please change the prefix in the model number from "72" to "73" ie: 73C7220XLBR0. Please refer to page 449 for pull orientation below the worksurface. Locks are available on wood doors for an **upcharge of \$152 list**.

	72CC7224XL4D*	2398	2928	71.75	24	29.5	32	192	38
	72CC7224XL4F	2398	2928	71.75	24	29.5	32	192	38
	72CC7224XR4D	2398	2928	71.75	24	29.5	32	192	38
	72CC7224XR4F	2398	2928	71.75	24	29.5	32	192	38
	72CC7824XL4D	2614	3192	77.75	24	29.5	38	200	41
	72CC7824XL4F	2614	3192	77.75	24	29.5	38	200	41
	72CC7824XR4D	2614	3192	77.75	24	29.5	38	200	41
	72CC7824XR4F	2614	3192	77.75	24	29.5	38	200	41
	72CC8424XL4D	2852	3453	83.75	24	29.5	44	208	44
	72CC8424XL4F	2852	3453	83.75	24	29.5	44	208	44
	72CC8424XR4D	2852	3453	83.75	24	29.5	44	208	44
	72CC8424XR4F	2852	3453	83.75	24	29.5	44	208	44

	72CCC7224XL4D	2398	2928	71.75	24	29.5	32	192	38
	72CCC7224XL4F*	2398	2928	71.75	24	29.5	32	192	38
	72CCC7224XR4D	2398	2928	71.75	24	29.5	32	192	38
	72CCC7224XR4F	2398	2928	71.75	24	29.5	32	192	38
	72CCC7824XL4D	2614	3192	77.75	24	29.5	38	200	41
	72CCC7824XL4F	2614	3192	77.75	24	29.5	38	200	41
	72CCC7824XR4D	2614	3192	77.75	24	29.5	38	200	41
	72CCC7824XR4F	2614	3192	77.75	24	29.5	38	200	41
	72CCC8424XL4D	2852	3453	83.75	24	29.5	44	208	44
	72CCC8424XL4F	2852	3453	83.75	24	29.5	44	208	44
	72CCC8424XR4D	2852	3453	83.75	24	29.5	44	208	44
	72CCC8424XR4F	2852	3453	83.75	24	29.5	44	208	44

ORDERING NOTES:

Please note, these curved corner credenzas are not compatible with curved corner desks.

DIMENSION KEY

W - width
D - depth
H - height

Dimensions are in inches and approximate. Contact Customer Service if dimensions are critical.

CODE DESCRIPTION

L - left hand pedestal position
R - right hand pedestal position
0 - no pedestal
4 - full height pedestal
B - bookcase
D - 2 file drawer
F - 2 box, 1 file drawer
Y - hinged modesty panel
X - includes a modesty panel
1 - lateral file pedestal
2 - 1 file, 2 box, 1 lateral file pedestal
04 - 2 box, 1 file, 1 lateral file pedestal

STANDARD LAMINATES

For a complete list of standard Laminates please see page 446.

GROMMETS


One grommet in standard position is optional at no charge. See page 494 for more power management information.

ARTEMIS LAMINATE | OVERHEADS & TACKBOARDS

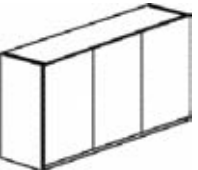
Description	Model	Laminate	W	D	H	Doors	Shipping Weight	Cubic Feet
Single Wall Mounted Overhead with Laminate Doors	72OHW361616	997	35.75	16	16	2	64	7
	72OHW421616	1093	41.75	16	16	2	71	8.5
	72OHW481616*	1206	47.75	16	16	3	82	9
	72OHW601616	1409	59.75	16	16	4	96	11.5
	72OHW661616	1488	65.75	16	16	4	102	12.75
	72OHW721616	1563	71.75	16	16	4	109	13.75



Single Wall Mounted Overhead with Frosted Glass Doors	72OHW361616X	1484	35.75	16	16		64	7
	72OHW421616X*	1631	41.75	16	16		71	8.5
	72OHW481616X	1836	47.75	16	16		82	9
	72OHW601616X	2202	59.75	16	16		96	11.5
	72OHW661616X	2287	65.75	16	16		102	12.75
	72OHW721616X	2406	71.75	16	16		109	13.75



Double Wall Mounted Overhead with Laminate Doors	72OHW361630	1295	35.75	16	29.5	2	100	12
	72OHW421630	1420	41.75	16	29.5	2	112	14.5
	72OHW481630*	1568	47.75	16	29.5	3	130	16



Double Wall Mounted Overhead with Frosted Glass Doors	72OHW361630X	2014	35.75	16	29.5		100	12
	72OHW421630X*	2239	41.75	16	29.5		112	14.5
	72OHW481630X	2489	47.75	16	29.5		130	16



ORDERING PROCEDURE

To order, please specify the following:

- 1) Krug product model number
- 2) Laminate, see page 446
- 3) Edge detail- I, H, L or P, see page 448
- 4) Pull style, see page 449
- 5) Grommet location if applicable

*Indicates model illustrated by line drawing.

CODE DESCRIPTION

X- Silver Metallic framed frosted glass doors

STANDARD LAMINATES

For a complete list of standard laminates please see page 446.

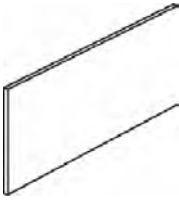
GROMMETS

One grommet in standard position is optional at no charge. See page 494 for more power management information.

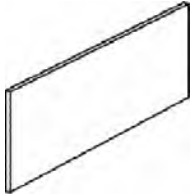
ARTEMIS LAMINATE | TACKBOARDS

FABRIC GRADES

Description	Model	1	2	3	4	5	6	7	8	9	W	H	COM	WT
Wall Mounted Tackboard for Overheads	72TBOHW3624	302	420	446	561	680	791	912	1058	1252	35.75	24	1.5	1.75
	72TBOHW4224	337	454	480	596	716	824	948	1090	1286	35.75	24	1.5	2.25
	72TBOHW4824*	376	465	487	613	733	840	971	1117	1341	47.75	24	1.75	2.25
	72TBOHW6024	426	568	596	648	764	1058	1222	1387	1647	59.75	24	2	3
	72TBOHW6624	465	634	677	827	989	1178	1338	1529	1821	65.75	24	2	3.25
	72TBOHW7224	512	783	816	1084	1332	1348	1547	1767	2058	71.75	24	2.25	3.5



Wall Mounted Tackboard for	72TBOHW3630	379	422	464	531	691	844	995	1158	1360	35.75	30	1.5	2.25
	72TBOHW4230	422	567	599	744	895	1032	1181	1394	1609	30	1.5	2.5	42.75
Overhead Mounted 6" Higher than 5 Hi Storage	72TBOHW4830*	470	583	610	765	917	1053	1212	1394	1677	30	1.75	3	47.75
	72TBOHW6030	533	710	744	928	1116	1318	1528	1734	2061	30	2	3.5	59.75
	72TBOHW6630	583	793	848	661	1240	1474	1672	1913	2279	65.75	30	2	4
	72TBOHW7230	640	981	1021	1355	1664	1686	1934	2206	2570	71.75	30	2.25	4.5



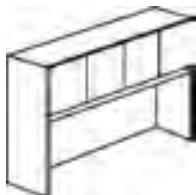
DIMENSION KEY

W - width
D - depth
H - height

Dimensions are in inches and approximate.
Contact Customer Service if dimensions are critical.

ARTEMIS LAMINATE | HUTCHES

Description	Model	Laminate	W	D	H	KW	Shipping Weight	Cubic Feet
5 Hi Hutch with Laminate Doors	72HT661640	2476	65.75	15.75	39.5	23.5	181	28.5
	72HT721640	2576	71.75	15.75	39.5	23.5	193	31
	72HT781640*	2739	77.75	15.75	39.5	23.5	206	33.5
	72HT841640	2957	83.75	15.75	39.5	23.5	219	36



5 Hi Hutch with Frosted Glass Doors	72HT721640X	3381	71.75	15.75	39.5	23.5	193	31
	72HT781640X*	3708	77.75	15.75	39.5	23.5	208	33.5
	72HT841640X	4088	83.75	15.75	39.5	23.5	219	36
		4088						
		2720						



5 Hi Hutch with Laminate Doors and Paper Manager	72HTPM661640	2848	65.75	15.75	39.5	20.25	199	28.5
	72HTPM721640	3059	71.75	15.75	39.5	20.25	214	31
	72HTPM781640*	3316	77.75	15.75	39.5	20.25	228	33.5
	72HTPM841640	3589	83.75	15.75	39.5	20.25	242	36



5 Hi Hutch with Frosted Glass Doors and Paper Manager	72HTPM661640X	3718	65.75	15.75	39.5	20.25	199	28.5
	72HTPM721640X	4095	71.75	15.75	39.5	20.25	214	31
	72HTPM781640X*	4515	77.75	15.75	39.5	20.25	228	33.5
	72HTPM841640X		83.75	15.75	39.5	20.25	242	36



ORDERING NOTES:

Tasklights and fabric grade 1 tackboards come standard with all hutches. To specify a Power/Data/Voice module with any hutch, please add a "W" at the end of the model number and a **\$252 list upcharge**. Pier hutches have and option of a pull on the pier door only. To select this option, change the model number from "72" to "73"; e.g. 73HTPR841640L11OHXR0.

ORDERING PROCEDURE

To order, please specify the following:

- 1) Krug product model number
- 2) Laminate, see page 446
- 3) Edge detail- I,H, L or P, see page 448
- 4) Pull style, see page 449
- 5) Grommet location if applicable

*Indicates model illustrated by line drawing.

CODE DESCRIPTION

X - Silver Metallic framed frosted glass doors
 L - left handed position
 R - right handed position
 0 - no pier
 11 - closed door Laminate pier
 PM - paper manager


STANDARD LAMINATES


For a complete list of standard laminates please see page 446.

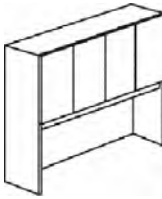
GROMMETS


One grommet in standard position is optional at no charge. See page 494 for more power management information.

ARTEMIS LAMINATE | HUTCHES

DESCRIPTION	MODEL	Laminate	W	D	H	KW	Shipping	
							Weight	Cubes
5 Hi Hutch with Laminate Doors and Single Pier 	72HTPR721640L11OHR0	2928	71.75	15.75	39.5	23.5	215	31
	72HTPR721640L0OHR11	2928	71.75	15.75	39.5	23.5	215	31
	72HTPR781640L11OHR0*	3102	77.75	15.75	39.5	23.5	233	33.5
	72HTPR781640L0OHR11	3102	77.75	15.75	39.5	23.5	233	33.5
	72HTPR841640L11OHR0	3353	83.75	15.75	39.5	23.5	251	36
	72HTPR841640L0OHR11	3353	83.75	15.75	39.5	23.5	251	36

5 Hi Hutch with Frosted Glass Doors and Single Pier 	72HTPR721640L11OHXR0	3797	71.75	15.75	39.5	23.5	215	31
	72HTPR721640L0OHXR11	3797	71.75	15.75	39.5	23.5	215	31
	72HTPR781640L11OHXR0*	4138	77.75	15.75	39.5	23.5	233	33.5
	72HTPR781640L0OHXR11	4138	77.75	15.75	39.5	23.5	233	33.5
	72HTPR841640L11OHXR0	4553	83.75	15.75	39.5	23.5	251	36
	72HTPR841640L0OHXR11	4553	83.75	15.75	39.5	23.5	251	36

6 Hi Hutch with Laminate Doors 	72HT661653	2659	65.75	15.75	53	23.5	250	37.75
	72HT721653	2790	71.75	15.75	53	23.5	268	41
	72HT781653*	2954	77.75	15.75	53	23.5	287	44.5
	72HT841653	3192	83.75	15.75	53	23.5	305	47.75

6 Hi Hutch with Frosted Glass Doors 	72HT661653X	3685	65.75	15.75	53	23.5	250	37.75
	72HT721653X	3822	71.75	15.75	53	23.5	268	41
	72HT781653X*	4197	77.75	15.75	53	23.5	287	44.5
	72HT841653X	4649	83.75	15.75	53	23.5	305	47.75

ORDERING NOTES:

Tasklights and fabric grade 1 tackboards come standard with all hutches. To specify a Power/Data/Voice module with any hutch, please add a "W" at the end of the model number and a **\$252 list upcharge**. Pier hutches have and option of a pull on the pier door only. To select this option, change the model number from "72" to "73"; e.g. 73HTPR841640L11OHXR0.

DIMENSION KEY

W - width
D - depth
H - height

Dimensions are in inches and approximate. Contact Customer Service if dimensions are critical.

CODE DESCRIPTION

X - Silver Metallic framed frosted glass doors
L - left handed position
R - right handed position
0 - no pier
11 - closed door Laminate pier
PM - paper manager

STANDARD LAMINATES

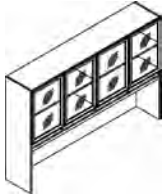
For a complete list of standard Laminates please see page 446.

ARTEMIS LAMINATE | HUTCHES

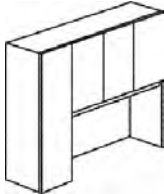
Description	Model	Laminate	W	D	H	KW	Shipping Weight	Cubic Feet
6 Hi Hutch with Laminate Doors and Paper Manager	72HTPM661653	2904	65.75	15.75	53	20.25	269	37.75
	72HTPM721653	3062	71.75	15.75	53	20.25	289	41
	72HTPM781653*	3277	77.75	15.75	53	20.25	298	44.5
	72HTPM841653	3553	83.75	15.75	53	20.25	328	47.75



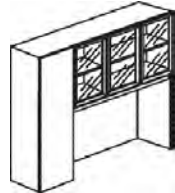
6 Hi Hutch with Frosted Glass Doors and Paper Manager	72HTPM661653X	3996	65.75	15.75	53	20.25	269	37.75
	72HTPM721653X	4161	71.75	15.75	53	20.25	289	41
	72HTPM781653X*	4586	77.75	15.75	53	20.25	298	44.5
	72HTPM841653X	5080	83.75	15.75	53	20.25	328	47.75



6 Hi Hutch with Laminate Doors and Single Pier	72HTPR721653L11OHR0	3197	71.75	15.75	53	23.5	294	41
	72HTPR721653L0OHR11	3197	71.75	15.75	53	20.25	294	41
	72HTPR781653L11OHR0*	3371	77.75	15.75	53	23.5	303	44.5
	72HTPR781653L0OHR11	3371	77.75	15.75	53	20.25	303	44.5
	72HTPR841653L11OHR0	3648	83.75	15.75	53	23.5	312	47.75
	72HTPR841653L0OHR11	3648	83.75	15.75	53	20.25	312	47.75



6 Hi Hutch with Frosted Glass Doors and Single Pier	72HTPR721653L11OHXR0	4295	71.75	15.75	53	23.5	294	41
	72HTPR721653L0OHXR11	4295	71.75	15.75	53	23.5	294	41
	72HTPR781653L11OHXR0*	4683	77.75	15.75	53	23.5	303	44.5
	72HTPR781653L0OHXR11	4683	77.75	15.75	53	23.5	303	44.5
	72HTPR841653L11OHXR0	5176	83.75	15.75	53	20.25	312	47.75
	72HTPR841653L0OHXR11	5176	83.75	15.75	53	23.5	312	47.75



ORDERING NOTES:

Tasklights and fabric grade 1 tackboards come standard with all hutches. To specify a Power/Data/Voice module with any hutch, please add a "W" at the end of the model number and a **\$252 list upcharge**. Pier hutches have and option of a pull on the pier door only. To select this option, change the model number from "72" to "73"; e.g. 73HTPR841640L11OHXR0.

DIMENSION KEY

W - width
D - depth
H - height

Dimensions are in inches and approximate. Contact Customer Service if dimensions are critical.

CODE DESCRIPTION

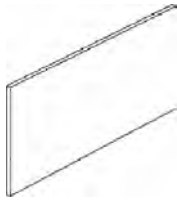
X - Silver Metallic framed frosted glass doors
L - left handed position
R - right handed position
0 - no pier
11 - closed door Laminate pier
PM - paper manager

STANDARD LAMINATES

For a complete list of standard Laminates please see page 446.

ARTEMIS LAMINATE | HUTCH TACKBOARD CHART & PAPER MANAGER

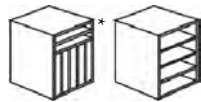
Description	Model	Fabric Grades								COM
		2	3	4	5	6	7	8	9	
Tackboard	66" hutch	172	374	547	732	912	1084	1260	1562	2
Upcharges for Standard Hutches	72" hutch	199	426	622	837	1036	1236	1437	1727	2.25
	78" hutch*	234	500	735	974	1206	1443	1677	2002	2.5
	84" hutch	278	580	857	1136	1414	1690	1965	2322	2.5
	72" single pier hutch	149	315	460	615	764	910	1059	1285	1.5
	78" single pier hutch	157	337	492	658	816	973	1127	1387	1.75
	84" single pier hutch	164	357	521	697	869	1032	1199	1414	2



ORDERING NOTES:

All hutches include a tackboard in Krug panel grade 1 fabric. Use this chart to find the upcharge for tackboard fabrics grades 2-9 and add it to the cost of the hutch. Only Krug panel fabrics are available on KrugExpress.

Description	Model	Laminate	W	D	H	Shipping Weight	Cubic Feet
Paper Manager with Open Shelves	72PM18122002	422	17	12.5	19.75	50	3
	72PM18122003*	443	17	12.5	19.75	50	3



DIMENSION KEY

W - width
D - depth
H - height

Dimensions are in inches and approximate. Contact Customer Service if dimensions are critical.

CODE DESCRIPTION

X - Silver Metallic framed frosted glass doors
L - left handed position
R - right handed position
0 - no pier
11 - closed door Laminate pier
PM - paper manager

STANDARD LAMINATES

For a complete list of standard Laminates please see page 446.

GROMMETS

One grommet in standard position is optional at no charge. See page 494 for more power management information.

ARTEMIS LAMINATE | PEDESTALS

Description	Model	Laminate	W	D	H	Shipping Weight	Cubic Feet
Pedestal Desk	72P16184F*	1107	15.75	18.25	28.25	61	6.5
Height, 2 Box, 1 File with Unfinished Tops/Backs	72P16284F	1253	15.75	27.5	28.25	66	9



Pedestal Desk Height, 2 File	72P16184D	1093	15.75	18.25	28.25	61	6.5
	72P16284D*	1239	15.75	27.5	28.25	66	9



Pedestal, Lateral File with Unfinished Tops/Backs	72P301801*	1316	29.75	18.25	28.25	104	11.5
	72P361801	1522	35.75	18.25	28.25	112	13.5



Pedestal, 36" File/2 Box & Lateral File Combination	72P361802	1597	35.75	18.25	28.25	112	13.5
---	-----------	------	-------	-------	-------	-----	------



Pedestal, 36" File/2 Box & Lateral File Combination	72P361804	1597	35.75	18.25	28.25	112	13.5
---	-----------	------	-------	-------	-------	-----	------



ORDERING PROCEDURE

To order, please specify the following:

- 1) Krug product model number
- 2) Laminate, see page 446
- 3) Edge detail- I,H, L or P, see page 448
- 4) Pull style, see page 449
- 5) Grommet location if applicable

*Indicates model illustrated by line drawing.

CODE DESCRIPTION

PM - paper manager
 D - 2 file drawer
 F - 2 box, 1 file drawer
 01 - lateral file
 02 - 1 file, 2 box, 1 lateral file pedestal
 04 - 2 box, 1 file, 1 lateral file pedestal

STANDARD LAMINATES

For a complete list of standard laminates please see page 446.

GROMMETS

One grommet in standard position is optional at no charge. See page 494 for more power management information.

ARTEMIS LAMINATE | ACCESSORIES

Description	Model	Price	W	D	H	Shipping Weight	Cubic Feet
Articulating Keyboard Tray with Palm Rest and Mouse Pad	72KBAMT1912	411	27	20	7	20	2



Articulating Keyboard Tray with Palm Rest and Mouse Pad with Spacer and Stiffener Bars	72KBAMT1912S	483	27	20	8	20	2
--	--------------	-----	----	----	---	----	---



ORDERING NOTES:

This Articulating Keyboard is required on any item that has a stiffener bar. See below for specific items and sizes that use stiffener bars. Note that the vertical knee clearance will be reduced by 1-1/8".

CASES THAT USE STIFFENER BARS:

Arc, Bullet and J Desks	-84" and up.
Curved Corner Arc, Bullet and P Desks	-84" and up.
P Desks	-90" and up.
Arc, Bullet and J Returns	-72" and up.
Crescent Returns	-78" and up.
Desk Returns	-54" and up.
Table Desks	-60" and up.

Articulating Keyboard Tray with Palm Rest and Mouse Pad for Angled & Curved Units	72KBAMT1912X	428	27	24	7	20	2
---	--------------	-----	----	----	---	----	---



ORDERING NOTES:

Must be used on the curved area or the angled edge on the Corner Desks or Corner Credenzas.

DIMENSION KEY

W - width
D - depth
H - height

Dimensions are in inches and approximate. Contact Customer Service if dimensions are critical.

CODE DESCRIPTION

KBAMT - keyboard drawer with mouse tray
PD - pencil drawer
X - extended mechanism
S - spacer

STANDARD LAMINATES

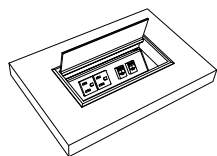
For a complete list of standard Laminates please see page 446.

GROMMETS

One grommet in standard position is optional at no charge. See page 494 for more power management information.

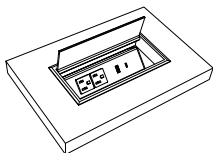
POWERPORTS

Description	Model	Price	W	D	H	Shipping Weight	Cubic Feet
PowerPort 1 - 2 RJ45s (Category 5/6)	PORT1	278	8	4	-	-	-



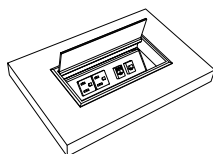
Port Includes: 2 accessible power outlets & 1 side utility outlet powered by a 10' plug-in cord; 2 RJ45 (category 5/6) each with hard wired 10' data cords; 2 velcro wire managers and metal PowerPort shroud. PortPort lid is Silver Metallic.
NOTE: RJ45 jacks with hard wired data cords included here must be within 10' of building utilities source to be functional.

PowerPort 2 - USB-A & USB-C	PORT2	280	8	4	-	-	-
--------------------------------	-------	-----	---	---	---	---	---



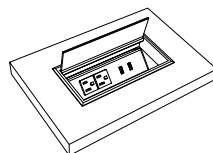
Port Includes: 2 accessible power outlets & 1 side utility outlet; 1 USB-A & 1 USB-C charging ports all powered by a 10' plug-in cord; 2 velcro wire managers and metal PowerPort shroud. PortPort lid is Silver Metallic.

PowerPort 3 - RJ11 & RJ45	PORT3	269	8	4	-	-	-
------------------------------	-------	-----	---	---	---	---	---




Port Includes: 2 accessible power outlets & 1 side utility outlet; 1 RJ11 & 1 RJ45 (Category 5/6); 2 Velcro wire managers & PowerPort Shroud; 1 x 10 Foot Data Cords (T568A) & 1 x 14 Foot RJ11 (Telecomm); powered by a 10' plug-in cord. PortPort lid is Silver Metallic.
NOTE: RJ45 & RJ11 jacks with hard wired data cords included here must be within 10' of building utilities source to be functional.

PowerPort 4 - 2 USB-A	PORT4	286	8	4	-	-	-
--------------------------	-------	-----	---	---	---	---	---



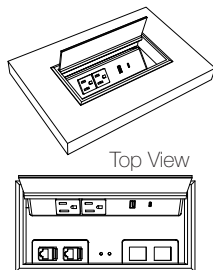
Port Includes: 2 accessible power outlets & 1 side utility outlet; 2- USB-A charging ports all powered by a 10' plug-in cord; 2 velcro wire managers and metal PortPort shroud. PortPort lid is Silver Metallic.

PowerPort 5 - 4 Receptacles	PORT5	280	8	4	-	-	-
--------------------------------	-------	-----	---	---	---	---	---



Port Includes: 4 accessible power outlets & 1 side utility outlet powered by a 10' plug-in cord; 2 velcro wire managers and metal power port shroud. PortPort lid is Silver Metallic.

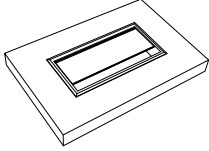
PowerPort 6 - USB-A, USB-C & RJ45	PORT6	406	8	4	-	-	-
--------------------------------------	-------	-----	---	---	---	---	---



Port Includes: 2 accessible power outlets & 1 side utility outlet 1 USB-A, 1 USB-C charging ports all powered by a 10' plug-in power cord. Includes 2 velcro wire managers and metal PortPort shroud with 2 data plate knock outs, 1 #M02 plate insert & 2 #S01W RJ45 female input, punch down terminal output snap in jacks. 2nd data plate knock out is blank for future use. PortPort lid is Silver Metallic.

POWERPORTS

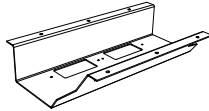
Description	Model	Price	W	D	H	Shipping Weight	Cubic Feet
Port - no Powerbar	Port0	137	8	4	-	-	-



Port Includes: Port lid & Shroud only.

ORDERING NOTE: Velcro wire managers not included, see below for pricing. Port lid is Silver Metallic.

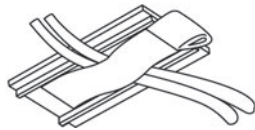
PowerPort Shroud with 2 Data Plate Knock-outs	SHROUD2KO	Must be requested - no upcharge	-	-	-	-	-
---	-----------	------------------------------------	---	---	---	---	---



Angled PowerPort Shroud Includes: shroud with 2 data plate knock-outs in the bottom.

ORDERING NOTE: Please refer to data plate, data and AV integration options on page XX.

Velcro Wire Manager (qty 1)	WM-4	26	2	4.5	0.5	-	-
-----------------------------	------	----	---	-----	-----	---	---



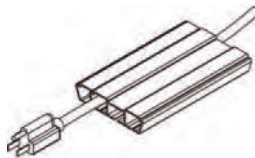
2 velcro wire managers are included with Ports 1-5.

Wire Management Trough	WM-72	182	72	3	1	-	-
------------------------	-------	-----	----	---	---	---	---



Wire Management Trough is standard in a 72" length & can be cut to specific length; double-sided tape installation.

4-Channel Wire Management	CM-72	231	72	3	1	-	-
---------------------------	-------	-----	----	---	---	---	---





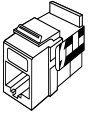
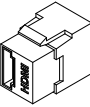
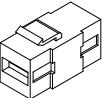
4-Channel Wire Management is standard in a 72" length & can be cut to specific length; double-sided tape installation.

Round Grommet	Round Grommet - Silver Metallic	152	-	-	-	-	-
	Round Grommet - Black	152	-	-	-	-	-



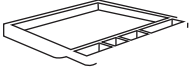
One 60mm Grommet in a standard position is available at no charge per table.

POWER/DATA

SNAP IN PORTS	Reference Code	Description	List Price
ADAPTOR PLATES			
	M02	Adaptor Plate (2) - accepts two snap in data ports	38
	M04	Adaptor Plate (4) - accepts four snap in data ports	38
	M06	Adaptor Plate (6) - accepts six snap in data ports	38
ORDERING NOTES: Blank covers are required when port is not in use, please see page 55.			
		RJ-45 - Category 6 data connection. This connector is also downwards compatible with Category 5 cabling. Connector is a female input with a #110 punch-down terminal block output (back side of Console interface) for on-site hard wire connection.	47
	S01W	RJ45-CAT6 (White)	
	S01B	RJ45-CAT6 (Blue)	
	S01R	RJ45-CAT6 (Red)	
		RJ11 - Telephone type connection. Connector is a female input with a #110 punch-down terminal block output (back side of Console interface) for on-site hard wire connection.	32
	S02W	RJ11 (White)	
	S02B	RJ11-B (Black)	
	S02G	RJ11-G (Green)	
	S02R	RJ11-R (Red)	
	S02Y	RJ11-Y (Yellow)	
	S04	HDMI - High Definition Multimedia Interface connection. Connector carries both HD audio and video data. Connector is a female-to-female pass through.	173
	S08	USB-A - Full size USB "A" style connection. Connector is a female-to-female pass through.	61

ARTEMIS LAMINATE | ACCESSORIES & POWER/ DATA

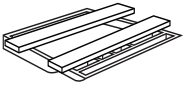
Description	Model	Price	W	D	H	Shipping Weight	Cubic Feet
Pencil Drawer	72PD2119	295	21	21	2	2	1



ORDERING NOTES:

Pencil drawer is black in color.

Pencil Drawer with Spacer	72PD2119S	331	21	21	3	2	1
---------------------------	-----------	-----	----	----	---	---	---



ORDERING NOTES:

This pencil drawer is required on any item that has a stiffener bar.

Power Data Module	72PDVM	226
-------------------	--------	-----



ORDERING PROCEDURE

To order, please specify the following:

- 1) Krug product model number
- 2) Laminate, see page 446
- 3) Edge detail- I,H, L or P, see page 448
- 4) Pull style, see page 449
- 5) Grommet location if applicable

*Indicates model illustrated by line drawing.

CODE DESCRIPTION

KBAMT - keyboard drawer with mouse tray
 PD - pencil drawer
 X - extended mechanism
 S - spacer

STANDARD LAMINATES

For a complete list of standard laminates please see page 446.

GROMMETS

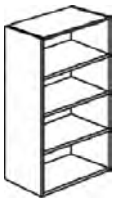
One grommet in standard position is optional at no charge. See page 494 for more power management information.

ARTEMIS LAMINATE | BOOKCASES

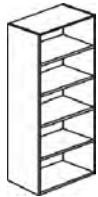
Description	Model	Laminate	W	D	H	Shipping Weight	Cubic Feet
2 Hi Bookcase Open Shelves	72BC301629*	898	29.75	15.75	29.5	48	10
	72BC361629	1074	35.75	15.75	29.5	56	12



4 Hi Bookcase Open Shelves	72BC301655*	1303	29.75	15.75	55.25	64	18.25
	72BC361655	1452	35.75	15.75	55.25	72	21.75



5 Hi Bookcase Open Shelves	72BC301669*	1360	29.75	15.75	69	100	22.75
	72BC361669	1509	35.75	15.75	69	112	27



ORDERING PROCEDURE

To order, please specify the following:

- 1) Krug product model number
- 2) Laminate, see page 446
- 3) Edge detail- I,H, L or P, see page 448
- 4) Pull style, see page 449
- 5) Grommet location if applicable

*Indicates model illustrated by line drawing.

CODE DESCRIPTION

ST - storage unit
 BC - bookcase
 WR - wardrobe
 L - door hinged left
 R - door hinged right
 X - Silver Metallic framed frosted glass doors

STANDARD LAMINATES

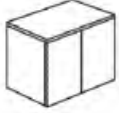
For a complete list of standard laminates please see page 446.

GROMMETS

One grommet in standard position is optional at no charge. See page 494 for more power management information.

ARTEMIS LAMINATE | STORAGE

Description	Model	Laminate Top/Polymer Edge	HPL Top/Polymer Edge	W	D	H	Shipping Weight	Cubic Feet
2 Hi Storage Unit	72ST36202911	1425	1567	35.75	20	29.5	104	14.75
Closed Bookcase	72ST36242911*	1497	1645	35.75	24	29.5	108	17.5



2 Hi Storage Unit	72ST36202901	2072	2279	35.75	20	29.5	116	14.75
Lateral File	72ST36242901*	2143	2356	35.75	24	29.5	120	17.5



4 Hi Storage Unit	72ST36205501	3042		35.75	20	55.25	176	27
Lateral File	72ST36245501*	3215		35.75	24	55.25	196	32



5 Hi Storage Unit	72ST19246911L	1620		18.75	24	69	132	21.75
Closed Shelves	72ST19246911R*	1620		18.75	24	69	132	21.75



5 Hi Storage Unit 2	72ST19246990	1861		18.75	24	69	132	21.75
File, 3 Open Shelves								



ORDERING NOTES:

Storage Units have the option of pulls instead of the standard touch latch doors. To select this option, please change the prefix in the model number from "72" to "73" ie: 73ST19246991L. Please refer to page 494 for pull orientation above and below the worksurface height. Locks are available on Laminate doors for an **upcharge of \$152 list**.

DIMENSION KEY

W - width
D - depth
H - height

Dimensions are in inches and approximate. Contact Customer Service if dimensions are critical.

CODE DESCRIPTION

ST - storage unit
BC - bookcase
WR - wardrobe
L - door hinged left
R - door hinged right
X - Silver Metallic framed frosted glass doors

STANDARD LAMINATES

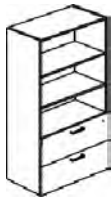
For a complete list of standard Laminates please see page 446.

ARTEMIS LAMINATE | STORAGE

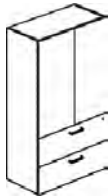
Description	Model	Laminate	W	D	H	Shipping Weight	Cubic Feet
5 Hi Storage Unit 2 File, 3 Closed Shelves	72ST19246991L 72ST19246991R*	2060 2060	18.75 18.75	24 24	69 69	132 132	21.75 21.75



5 Hi Storage Unit 2 Lateral File, 3 Open Shelves	72ST36246903* 72ST36206903	2673 2359	35.75 35.75	24 20	69 69	188 180	39.75 33.5
--	-------------------------------	--------------	----------------	----------	----------	------------	---------------



5 Hi Storage Unit 2 Lateral File, 3 Closed Shelves	72ST36206904* 72ST36246904	2591 2908	35.75 35.75	20 24	69 69	192 200	33.5 39.75
--	-------------------------------	--------------	----------------	----------	----------	------------	---------------



ORDERING NOTES:

Storage Units have the option of pulls instead of the standard touch latch doors. To select this option, please change the prefix in the model number from "72" to "73" ie: 73ST19246991L. Please refer to page 449 for pull orientation above and below the worksurface height. Locks are available on Laminate doors for an **upcharge of \$152 list.**

BOOKCASES:

Shelves are adjustable in 1.25" increments.

5 Hi Storage Unit 2 Lateral File, 3 Closed Shelves with Frosted Glass Doors	72ST36206904X* 72ST36246904X	3606 3919	35.75 35.75	20 24	69 69	192 200	33.5 39.75
--	---------------------------------	--------------	----------------	----------	----------	------------	---------------



ORDERING NOTES:

Please note that glass doors are not available with the pull option or lock option.

ORDERING PROCEDURE

To order, please specify the following:

- 1) Krug product model number
- 2) Laminate, see page 446
- 3) Edge detail- I,H, L or P, see page 448
- 4) Pull style, see page 449
- 5) Grommet location if applicable

*Indicates model illustrated by line drawing.

CODE DESCRIPTION

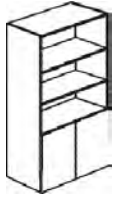
ST - storage unit
 BC - bookcase
 WR - wardrobe
 L - door hinged left
 R - door hinged right
 X - Silver Metallic framed frosted glass doors

STANDARD LAMINATES

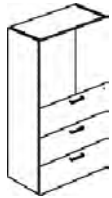
For a complete list of standard laminates please see page 446.

ARTEMIS LAMINATE | STORAGE

Description	Model	Laminate	W	D	H	Shipping Weight	Cubic Feet
5 Hi Storage Unit 2 Closed, 3 Open Shelves	72ST36206913	1980	35.75	20	69	104	33.5
	72ST36246913*	2294	35.75	24	69	116	39.75



5 Hi Storage Unit 3 Lateral File, 2 Closed Shelves	72ST36246908	3363	35.75	24	69	192	39.75
--	--------------	------	-------	----	----	-----	-------



6 Hi Storage Unit Closed Shelves	72ST19248311L	1703	18.75	24	82.75	160	26
	72ST19248311R*	1703	18.75	24	82.75	160	26



ORDERING NOTES:

Storage Units have the option of pulls instead of the standard touch latch doors. To select this option, please change the prefix in the model number from "72" to "73" ie: 73ST19246991L. Please refer to page 449 for pull orientation above and below the worksurface height. Locks are available on Laminate doors for an **upcharge of \$152 list**.

DIMENSION KEY

W - width
D - depth
H - height

Dimensions are in inches and approximate.
Contact Customer Service if dimensions are critical.

CODE DESCRIPTION


ST - storage unit
BC - bookcase
WR - wardrobe
L - door hinged left
R - door hinged right
X - Silver Metallic framed frosted glass doors

STANDARD FINISHES

For a complete list of standard Laminates & HPL, please see page 446.

ARTEMIS LAMINATE | STORAGE

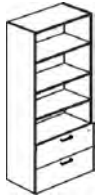
Description	Model	Laminate	W	D	H	Shipping Weight	Cubic Feet
6 Hi Storage Unit 2 File, 4 Open Shelves	72ST19248390	1944	18.75	24	82.75	160	26




6 Hi Storage Unit	72ST19248391L	2143	18.75	24	82.75	160	26
2 File, 4 Closed Shelves	72ST19248391R*	2143	18.75	24	82.75	160	26



6 Hi Storage Unit	72ST36208303*	2460	35.75	20	82.75	216	40
2 Lateral File, 4 Open Shelves	72ST36248303	2780	35.75	24	82.75	224	47.5



6 Hi Storage Unit	72ST36208304*	2734	35.75	20	82.75	220	40
2 Lateral File, 4 Closed Shelves	72ST36248304	3014	35.75	24	82.75	228	47.5



ORDERING NOTES:

Storage Units have the option of pulls instead of the standard touch latch doors. To select this option, please change the prefix in the model number from "72" to "73" ie: 73ST19246991L. Please refer to page 449 for pull orientation above and below the worksurface height. Locks are available on Laminate doors for an **upcharge of \$152 list**.

ORDERING PROCEDURE

To order, please specify the following:

- 1) Krug product model number
- 2) Laminate, see page 446
- 3) Edge detail- I,H, L or P, see page 448
- 4) Pull style, see page 449
- 5) Grommet location if applicable

*Indicates model illustrated by line drawing.

CODE DESCRIPTION

ST - storage unit
 BC - bookcase
 WR - wardrobe
 L - door hinged left
 R - door hinged right
 X - Silver Metallic framed frosted glass doors

STANDARD LAMINATES

For a complete list of standard laminates please see page 446.

ARTEMIS LAMINATE | STORAGE

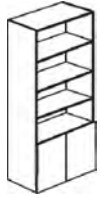
Description	Model	Laminate	W	D	H	Shipping Weight	Cubic Feet
6 Hi Storage Unit 2 Lateral File, 4 Closed Shelves with Frosted Glass Doors	72ST36208304X*	3847	35.75	20	82.75	220	40
	72ST36248304X	4169	35.75	24	82.75	228	40



ORDERING NOTES:

Please note that glass doors are not available with the pull option or lock option.

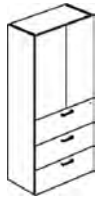
6 Hi Storage Unit 2 Closed, 4 Open Shelves	72ST36208313*	2080	35.75	20	82.75	200	40
	72ST36248313	2401	35.75	24	82.75	208	40



ORDERING NOTES:

Storage Units have the option of pulls instead of the standard touch latch doors. To select this option, please change the prefix in the model number from "72" to "73" ie: 73ST19246991L. Please refer to page 449 for pull orientation above and below the worksurface height. Locks are available on Laminate doors for an **upcharge of \$152 list.**

6 Hi Storage Unit 3 Lateral File, 3 Closed Shelves	72ST36248308	3471	35.75	24	82.75	220	40
---	--------------	------	-------	----	-------	-----	----



ORDERING NOTES:

Storage Units have the option of pulls instead of the standard touch latch doors. To select this option, please change the prefix in the model number from "72" to "73" ie: 73ST19246991L. Please refer to page 449 for pull orientation above and below the worksurface height. Locks are available on Laminate doors for an **upcharge of \$152 list.**

DIMENSION KEY

W - width
D - depth
H - height

Dimensions are in inches and approximate.
Contact Customer Service if dimensions are critical.

CODE DESCRIPTION

ST - storage unit
BC - bookcase
WR - wardrobe
L - door hinged left
R - door hinged right
X - Silver Metallic framed frosted glass doors

STANDARD LAMINATES

For a complete list of standard Laminates please see page 446.

ARTEMIS LAMINATE | WARDROBES

Description	Model	Laminate	W	D	H	Shipping Weight	Cubic Feet
5 Hi Wardrobe with Closed Shelves	72WR36246901	2503	35.75	24	69	164	39.75
	72WR36246903*	2503	35.75	24	69	164	39.75



ORDERING NOTES:

01 - indicates closed left shelves and closed right wardrobe.
 03 - indicates closed right shelves and closed left wardrobe.

5 Hi Full Width Wardrobe	72WR36246902	2423	35.75	24	69	135	39.75
--------------------------	--------------	------	-------	----	----	-----	-------



ORDERING NOTES:

Storage units have the option of pulls instead of the standard touch latch doors. To select this option, please change the prefix in the model number from "72" to "73" ie: 73WR36246901. Please refer to page 449 for pull orientation above and below the worksurface. Locks are available on all wood doors at **\$152 list per lock**. 24", 30" & 36" wardrobes require 2 locks.

ORDERING PROCEDURE

To order, please specify the following:

- 1) Krug product model number
- 2) Laminate, see page 446
- 3) Edge detail- I,H, L or P, see page 448
- 4) Pull style, see page 449
- 5) Grommet location if applicable

*Indicates model illustrated by line drawing.


CODE DESCRIPTION


ST - storage unit
 BC - bookcase
 WR - wardrobe
 L - door hinged left
 R - door hinged right
 X - Silver Metallic framed frosted glass doors

STANDARD LAMINATES

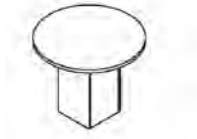
For a complete list of standard laminates please see page 446.

ARTEMIS LAMINATE | MODULAR TOPS & MEETING TABLES

Description	Model	Laminate Top/Polymer Edge	HPL Top/Polymer Edge	W	D	H	Shipping Weight	Cubic Feet
	72TP6620	363	557	66	20	1.13	43	2.75
	72TP6624	416	640	66	24	1.13	50	3
	72TP6630	493	759	66	30	1.13	64	4
	72TP7220	409	627	72	20	1.13	44	3
	72TP7224*	464	711	72	24	1.13	55	3.5
	72TP7230	556	849	72	30	1.13	65	4
	72TP7820	456	702	78	20	1.13	46	3
	72TP7824	517	796	78	24	1.13	58	3.75
72TP7830	621	954	78	30	1.13	75	4.75	

	72TPR4220L	295	434	42	20	1.13	28	1.75
	72TPR4220R	295	434	42	20	1.13	28	1.75
	72TPR4224L	327	476	42	24	1.13	28	1.75
	72TPR4224R	327	476	42	24	1.13	28	1.75
	72TPR4820L*	320	471	48	20	1.13	31	2
	72TPR4820R	320	471	48	20	1.13	31	2
	72TPR4824L	357	522	48	24	1.13	31	2
	72TPR4824R	357	522	48	24	1.13	31	2

Round Meeting Tables with Square Base	72053629WM*	1357	1598	36	36	29.35	50	5.75
	72054229WM	1555	1862	42	42	29.35	62	7.5
	72054829WM	1676	2011	48	48	29.35	80	9.5



DIMENSION KEY

W - width
D - depth
H - height

Dimensions are in inches and approximate. Contact Customer Service if dimensions are critical.

CODE DESCRIPTION

L - left hand position
R - right hand position
4 - full height pedestal
D - 2 file drawer
F - 2 box, 1 file drawer
P6- panel leg
WM- wire management


STANDARD LAMINATES

For a complete list of standard Laminates please see page 446.

GROMMETS

One grommet in standard position is optional at no charge. See page 494 for more power management information.

ARTEMIS LAMINATE | MODULAR & KNOCK DOWN COMPONENTS

Description	Model	Laminate	W	D	H	Shipping Weight	Cubic Feet
	72LB2029L	473	16	20	28	55	2
	72LB2029R	473	16	20	28	55	2
	72LB2429L*	511	16	24	28	60	3
	72LB2429R*	511	16	24	28	60	3
	72LB3029L	546	16	30	28	70	3.5
	72LB3029R	546	16	30	28	70	3.5

Half Gable Desk Height	72HG0829	143	8	1.12	28	8	1.5
	72HG1229	152	12	1.12	28	8	1.5



Panel Leg	72LG1429P6	326	12	1.12	28	8	1.5
-----------	------------	-----	----	------	----	---	-----



Modular Laminate	72PFB16204F	1227	15.75	20	28	61	6.5
Pedestals with Finish Back	72PFB16204D	1212	15.75	20	28	59	6.5
	72PFB16244F*	1347	15.75	24	28	72	6.5
	72PFB16244D	1332	15.75	24	28	70	6.5
	72PFB16304F	1465	15.75	30	28	83	9.5
	72PFB16304D	1453	15.75	30	28	78	9.5



ORDERING NOTES:

Artemis Laminate includes a range of standard components for creating modular and reconfigurable units that are non-handed, and adaptable to changing needs. Non standard modular components can also be specified. In addition, a number of the desk, credenza and return models in this price list can be quoted and ordered as modular components. Please contact Customer Service for assistance in specifying and pricing modular components..

ORDERING PROCEDURE

To order, please specify the following:

- 1) Krug product model number
- 2) Laminate, see page 446
- 3) Edge detail- I,H, L or P, see page 448
- 4) Pull style, see page 449
- 5) Grommet location if applicable

*Indicates model illustrated by line drawing.

CODE DESCRIPTION

L - left hand position
 R - right hand position
 4 - full height pedestal
 D - 2 file drawer
 F - 2 box, 1 file drawer
 P6- panel leg
 WM- wire management

STANDARD LAMINATES

For a complete list of standard laminates please see page 446.

ARTEMIS LAMINATE | MODULAR

Description	Model	Laminate	W	D	H	KW	Shipping Weight	Cubic Feet
Mobile Pedestal	72MP161927F*	1181	15.75	18.5	26.75		82	6.5
	72MP161927D	1169	15.75	18.5	26.75		82	6.5



Laminate Modesty Panel	72MP66*	362	0.75	42.75	28		26	4.5
	72MP72	392	0.75	48.75	28		30	5
	72MP78	428	0.75	54.75	28		30	5



DIMENSION KEY

W - width
 D - depth
 H - height

Dimensions are in inches and approximate. Contact Customer Service if dimensions are critical.

CODE DESCRIPTION

L - left hand position
 R - right hand position
 4 - full height pedestal
 D - 2 file drawer
 F - 2 box, 1 file drawer
 P6- panel leg
 WM- wire management

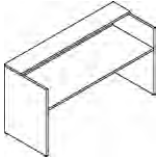
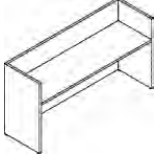
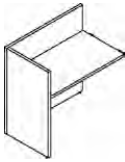


STANDARD LAMINATES

For a complete list of standard Laminates please see page 446.

GROMMETS

One grommet in standard position is optional at no charge. See page 494 for more power management information.

ARTEMIS LAMINATE | RECEPTION

Description	Model	Laminate Top/Polymer Edge	HPL Top/Polymer Edge	W	D	H	Shipping Weight	Cubic Feet
	72GSD7230	1667	2087	71.75	30	42	216	65
	72GSD7830*	1915	2378	77.75	30	42	229	68
	72GSD8430	1984	2485	83.75	30	42	241	75.5
	72GSD9630	2114	2670	95.75	30	42	265	85.75
	72GSC7224	1440	1695	71.75	24	42	197	53.75
	72GSC7824*	1659	1953	77.75	24	42	209	58
	72GSC8424	1719	2028	83.75	24	42	221	62
	72GSC9624	1832	2234	95.75	24	42	244	70.5
	72GSRH4224L*	999	1166	41.75	24	42	118	32.5
	72GSRH4224R	999	1166	41.75	24	42	118	32.5
	72GSRH4824L	1066	1246	47.75	24	42	128	36.75
	72GSRH4824R	1066	1246	47.75	24	42	128	36.75
	72GLU4224H*	731	878	41.75	24	24	76	32.5
	72GLU4824H	834	1011	47.75	24	24	87	36.75
	MTL72TP6120	321	486	61	20	1.13	42	2.5
	MTL72TP6124	371	560	61	24	1.13	54	2.5
	MTL72TP6620	363	552	66	20	1.13	43	2.5
	MTL72TP6624	416	628	66	24	1.13	50	2.5
	MTL72TP6630	493	746	66	20	1.13	64	3.5
	MTL72TP7220	409	619	72	24	1.13	44	2.75
	MTL72TP7224*	464	699	72	20	1.13	55	3
	MTL72TP7230	556	851	72	24	1.13	65	3.75

ORDERING NOTES:

Artemis Laminate includes a range of standard components for creating modular and reconfigurable units that are non-handed, and adaptable to changing needs. Non standard modular components can also be specified. In addition, a number of the desk, credenza and return models in this price list can be quoted and ordered as modular components. Please contact Customer Service for assistance in specifying and pricing modular components..

ORDERING PROCEDURE

To order, please specify the following:

- 1) Krug product model number
- 2) Laminate, see page 446
- 3) Edge detail- I,H, L or P, see page 448
- 4) Pull style, see page 449
- 5) Grommet location if applicable

*Indicates model illustrated by line drawing.

CODE DESCRIPTION

L - left hand position
 R - right hand position
 4 - full height pedestal
 D - 2 file drawer
 F - 2 box, 1 file drawer
 P6- panel leg
 WM- wire management

STANDARD LAMINATES

For a complete list of standard laminates please see page 446.

ARTEMIS LAMINATE | METAL MODULAR COMPONENTS

Description	Model	Price	W	D	H	Shipping Weight	Cubic Feet
Metal Pedestal Desk	MTL72P15184F*	877	15.25	22	27.75	53	7.2
Height 2 Box/1 File	MTL72P15184D	816	15.25	18	27.75	51	7.2
& File/File	MTL72P15224F	1030	15.25	22	27.75	70	10.6
	MTL72P15224D	971	15.25	18	27.75	70	10.6



Metal Pedestal 2 Hi Lateral File	MTL72P30182801	1396	36	18.25	27.75	101	11.8
----------------------------------	----------------	------	----	-------	-------	-----	------



Metal Pedestal File/2 Box & Lateral File Combination	MTL72P30182802	1568	36	18.25	27.75	105	11.8
--	----------------	------	----	-------	-------	-----	------



Metal Pedestal 2 Box/ File & Lateral File Combination	MTL72P30182804	1497	36	18.25	27.75	95	11.8
---	----------------	------	----	-------	-------	----	------



Metal Mobile Pedestal	MTL72MP1519227F	1030	15.25	19	27	54	7
-----------------------	-----------------	------	-------	----	----	----	---



DIMENSION KEY

W - width
D - depth
H - height

Dimensions are in inches and approximate. Contact Customer Service if dimensions are critical.

CODE DESCRIPTION

MTL- metal components
4 - full height pedestal
D - 2 file drawer
01 - lateral file drawer

STANDARD FINISHES

For a complete list of standard Laminates please see page 446.

ARTEMIS LAMINATE | METAL MODULAR COMPONENTS

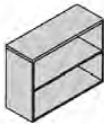
Description	Model	Price	W	D	H	Shipping Weight	Cubic Feet
2 Hi Lateral File	MTL72ST36182801	1736	36	18.25	27.75	108	14



Metal Pedestal File/2 Box & Lateral File Combination	MTL72ST36182811	1567	36	18.25	27.75	101	14
--	-----------------	------	----	-------	-------	-----	----



Metal Pedestal 2 Box/ File & Lateral File Combination	MTL72BC361328	1131	36	13.5	27.75	67	11.3
---	---------------	------	----	------	-------	----	------



Metal Mobile Pedestal	MTL72ST36185201	2751	36	18.25	51.5	192	25.2
-----------------------	-----------------	------	----	-------	------	-----	------



DIMENSION KEY

W - width
D - depth
H - height

Dimensions are in inches and approximate. Contact Customer Service if dimensions are critical.

CODE DESCRIPTION

MTL- metal components
4 - full height pedestal
D - 2 file drawer
01 - lateral file drawer

COLORS AVAILABLE


Silver Metallic
Additional Colors are available upon request.

ARTEMIS LAMINATE | METAL MODULAR COMPONENTS

Description	Model	Price	W	D	H	Shipping Weight	Cubic Feet
4 Hi Storage Closed	MTL72ST36185211	2407	36	18.25	51.5	148	25.2



4 Hi Bookcase Open Shelves	MTL72BC361352	1405	36	13.5	51.5	90	14.2
----------------------------	---------------	------	----	------	------	----	------



5 Hi Bookcase Open Shelves	MTL72BC361366	1683	36	13.5	66	118	25.3
----------------------------	---------------	------	----	------	----	-----	------



5 Hi Storage-3 Lateral File, 2 Closed	MTL72ST36186608	3534	36	18.25	66	212	30.8
---------------------------------------	-----------------	------	----	-------	----	-----	------



5 Hi Storage-2 Lateral File, 3 Closed	MTL72ST36186604	3329	36	18.25	66	203	30.8
---------------------------------------	-----------------	------	----	-------	----	-----	------



DIMENSION KEY

W - width
D - depth
H - height

Dimensions are in inches and approximate.
Contact Customer Service if dimensions are critical.

CODE DESCRIPTION

MTL- metal components
4 - full height pedestal
D - 2 file drawer
01 - lateral file drawer

COLORS AVAILABLE

Silver Metallic
Additional Colors are available upon request.

ARTEMIS LAMINATE | METAL MODULAR COMPONENTS

Description	Model	Price	W	D	H	Shipping Weight	Cubic Feet
5 Hi Storage- Closed	MTL72ST36186611	2830	36	18.25	66	172	31



5 Hi- 2 File/3 Closed, Shelves/Wardrobe	MTL72WR24246610	3036	23.5	23.5	66	193	25.7
---	-----------------	------	------	------	----	-----	------



ORDERING NOTES:

(10) - indicates closed right wardrobe, 3 closed left shelves, 2 file drawers

(11) - indicates closed left wardrobe, 3 closed right shelves, 2 file drawers

5 Hi- Wardrobe, 2 File/3 Closed Shelves	MTL72WR24246611	3036	23.5	23.5	66	193	25.7
---	-----------------	------	------	------	----	-----	------



ORDERING NOTES:

(10) - indicates closed right wardrobe, 3 closed left shelves, 2 file drawers

(11) - indicates closed left wardrobe, 3 closed right shelves, 2 file drawers

DIMENSION KEY

W - width
D - depth
H - height

CODE DESCRIPTION



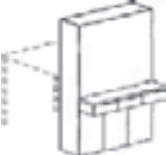
MTL- metal components
4 - full height pedestal
D - 2 file drawer
01 - lateral file drawer

COLORS AVAILABLE

Silver Metallic
Additional Colors are available upon request.

*Indicates model illustrated by line drawing.

ARTEMIS LAMINATE | MEDIA WALL

Description	Model	Laminate	W	D	H	Shipping Weight	Cubic Feet
1 TV Area, Unfinished Back 	72MW541269S14	2185	53.75	12	69	164	26
	72MW601269S14	2239	59.75	12	69	220	35
	72MW541269S16	2185	53.75	12	69	164	26
	72MW601269S16	2239	59.75	12	69	220	35
1 TV Area, Finished Back 	72MW541269S14FBB	2632	53.75	12	69	213	26
	72MW601269S14FBB	2703	59.75	12	69	285	35
	72MW541269S16FBB	2632	53.75	12	69	213	26
	72MW601269S16FBB	2703	59.75	12	69	285	35
1 TV Area, Finished Back with Drawers 	72MW541269S14FBB	4200	53.75	12	69	238	30
	72MW601269S14FBB	4941	59.75	12	69	318	41
	72MW541269S16FBB	4200	53.75	12	69	238	30
	72MW601269S16FBB	4941	59.75	12	69	318	41

ORDERING NOTES:

Media Wall units are not stand alone cases. They must be used in conjunction with a Media Wall runoff top. Runoff tops and bases are sold separately, please see page 512 for model numbers and pricing.

DIMENSION KEY

W - width
D - depth
H - height

Dimensions are in inches and approximate. Contact Customer Service if dimensions are critical.




CODE DESCRIPTION

S14 - use with desk height runoff
S16 - use with bar height runoff
FBB - finished back with drawer ban
FB - finished baCK

STANDARD LAMINATES

For a complete list of standard Laminates please see page 446.

ARTEMIS LAMINATE | MEDIA WALL DESK HEIGHT RUNOFFS

Description	Model	Laminate Top/Polymer Edge	HPL Top/Polymer Edge	W	D	H	Shipping Weight	Cubic Feet
 Rectangular Runoff Top	72MHR60364	879	1346	59.5	35.75	29.5	85	5
	72MHR60424	1097	1683	59.5	41.75	29.5	98	6
	72MHR66364	914	1399	65.5	35.75	29.5	93	5.5
	72MHR66424	1138	1743	65.5	41.75	29.5	106	6.5
	72MHR72364	979	1499	71.5	35.75	29.5	100	6
	72MHR72424	1207	1849	71.5	41.75	29.5	115	7
	72MHR78364	1149	1758	77.5	35.75	29.5	108	6.5
	72MHR78424	1383	2114	77.5	41.75	29.5	118	7.5
	72MHR84364	1180	1804	83.5	35.75	29.5	115	7
	72MHR84424	1412	2161	83.5	41.75	29.5	135	8
	72MHR96364	1243	1901	95.5	35.75	29.5	140	7.5
	72MHR96424	1477	2256	95.5	41.75	29.5	160	9
 Arc Runoff Top	72MHAR60364	916	1403	59.5	35.75	29.5	85	5
	72MHAR60424	1137	1738	59.5	41.75	29.5	98	6
	72MHAR66364	954	1458	65.5	35.75	29.5	93	5.5
	72MHAR66424	1177	1798	65.5	41.75	29.5	106	6.5
	72MHAR72364	1017	1557	71.5	35.75	29.5	100	6
	72MHAR72424	1245	1906	71.5	41.75	29.5	115	7
	72MHAR78364	1187	1817	77.5	35.75	29.5	108	6.5
	72MHAR78424	1420	2172	77.5	41.75	29.5	118	7.5
	72MHAR84364	1216	1861	83.5	35.75	29.5	115	7
	72MHAR84424	1451	2218	83.5	41.75	29.5	135	8
	72MHAR96364	1281	1957	95.5	35.75	29.5	140	7.5
	72MHAR96424	1510	2312	95.5	41.75	29.5	160	9
 Bullet Runoff Top	72MHBR60364	916	1403	59.5	35.75	29.5	85	5
	72MHBR60424	1137	1738	59.5	41.75	29.5	98	6
	72MHBR66364	954	1458	65.5	35.75	29.5	93	5.5
	72MHBR66424	1177	1798	65.5	41.75	29.5	106	6.5
	72MHBR72364	1017	1557	71.5	35.75	29.5	100	6
	72MHBR72424	1245	1906	71.5	41.75	29.5	115	7
	72MHBR78364	1187	1817	77.5	35.75	29.5	108	6.5
	72MHBR78424	1420	2172	77.5	41.75	29.5	118	7.5
	72MHBR84364	1216	1861	83.5	35.75	29.5	115	7
	72MHBR84424	1451	2218	83.5	41.75	29.5	135	8
	72MHBR96364	1281	1957	95.5	35.75	29.5	140	7.5
	72MHBR96424	1510	2312	95.5	41.75	29.5	160	9

ORDERING NOTES:

Please see page 639 for power/data options. Please note that 2" Square Metal legs cannot be specified with the Bullet Runoff top.

ORDERING PROCEDURE

To order, please specify the following:

- 1) Krug product model number
- 2) Laminate, see page 446
- 3) Edge detail- I,H, L or P, see page 448
- 4) Pull style, see page 449
- 5) Grommet location if applicable

*Indicates model illustrated by line drawing.




CODE DESCRIPTION

- S1 - 1 TV area
- S2 - 2 TV areas
- WB - white board
- 11 - closed bookcase
- B - drawer bank
- 4 - use with desk height runoff
- 6 - use with bar height runoff

STANDARD LAMINATES

For a complete list of standard Laminates please see page 446.

ARTEMIS LAMINATE | MEDIA WALL BAR HEIGHT RUNOFFS

Description	Model	Laminate Top/Polymer Edge	HPL Top/Polymer Edge	W	D	H	Shipping Weight	Cubic Feet
	72MHVR6036-424	1052	1609	59.5	35.75	29.5	98	6
	72MHVR6042-484	1291	1977	59.5	41.75	29.5	110	6.5
	72MHVR6636-424	1088	1664	65.5	35.75	29.5	106	6.5
	72MHVR6642-484	1338	2046	65.5	41.75	29.5	120	7
	72MHVR7236-424	1151	1761	71.5	35.75	29.5	115	7
	72MHVR7242-484	1416	2167	71.5	41.75	29.5	130	7.5
	72MHVR7836-424	1312	2009	77.5	35.75	29.5	118	7.5
	72MHVR7842-484	1578	2411	77.5	41.75	29.5	145	8
	72MHVR8436-424	1341	2053	83.5	35.75	29.5	135	8
	72MHVR8442-484	1610	2461	83.5	41.75	29.5	155	9
72MHVR9636-424	1351	2066	95.5	35.75	29.5	160	9	
72MHVR9662-484	1396	2136	95.5	41.75	29.5	175	10	
	72MHR60366	879	1346	59.5	35.75	41.5	85	5
	72MHR60426	1097	1683	59.5	41.75	41.5	98	6
	72MHR66366	914	1399	65.5	35.75	41.5	93	5.5
	72MHR66426	1138	1743	65.5	41.75	41.5	106	6.5
	72MHR72366	979	1499	71.5	35.75	41.5	100	6
	72MHR72426	1207	1849	71.5	41.75	41.5	115	7
	72MHR78366	1149	1758	77.5	35.75	41.5	108	6.5
	72MHR78426	1383	2114	77.5	41.75	41.5	118	7.5
	72MHR84366	1180	1804	83.5	35.75	41.5	115	7
	72MHR84426	1412	2161	83.5	41.75	41.5	135	8
	72MHR96366	1243	1901	95.5	35.75	41.5	140	7.5
	72MHR96426	1477	2256	95.5	41.75	41.5	160	9
		72MHAR60366	916	1403	59.5	35.75	41.5	85
72MHAR60426		1137	1738	59.5	41.75	41.5	98	6
72MHAR66366		954	1458	65.5	35.75	41.5	93	5.5
72MHAR66426		1177	1798	65.5	41.75	41.5	106	6.5
72MHAR72366		1017	1557	71.5	35.75	41.5	100	6
72MHAR72426		1245	1906	71.5	41.75	41.5	115	7
72MHAR78366		1187	1817	77.5	35.75	41.5	108	6.5
72MHAR78426		1420	2172	77.5	41.75	41.5	118	7.5
72MHAR84366		1216	1861	83.5	35.75	41.5	115	7
72MHAR84426		1451	2218	83.5	41.75	41.5	135	8
72MHAR96366		1281	1957	95.5	35.75	41.5	140	7.5
72MHAR96426	1510	2312	95.5	41.75	41.5	160	9	

ORDERING NOTES:

Please see page 493 for power/data options.

DIMENSION KEY

W - width
D - depth
H - height

Dimensions are in inches and approximate.
Contact Customer Service if dimensions are critical.




CODE DESCRIPTION

S1 - 1 TV area
S2 - 2 TV areas
WB - white board
11 - closed bookcase
B - drawer bank
4 - use with desk height runoff
6 - use with bar height runoff

STANDARD LAMINATES

For a complete list of standard Laminates please see page 446.

ARTEMIS LAMINATE | MEDIA WALL BAR HEIGHT RUNOFFS

Description	Model	Laminate Top/Polymer Edge	HPL Top/Polymer Edge	W	D	H	Shipping Weight	Cubic Feet
	72MHBR60366	916	1403	59.5	35.75	41.5	85	5
	72MHBR60426	1137	1738	59.5	41.75	41.5	98	6
	72MHBR66366	954	1458	65.5	35.75	41.5	93	5.5
	72MHBR66426	1177	1798	65.5	41.75	41.5	106	6.5
	72MHBR72366	1017	1557	71.5	35.75	41.5	100	6
	72MHBR72426	1245	1906	71.5	41.75	41.5	115	7
	72MHBR78366	1187	1817	77.5	35.75	41.5	108	6.5
	72MHBR78426	1420	2172	77.5	41.75	41.5	118	7.5
	72MHBR84366	1216	1861	83.5	35.75	41.5	115	7
	72MHBR84426	1451	2218	83.5	41.75	41.5	135	8
	72MHBR96366	1281	1957	95.5	35.75	41.5	140	7.5
	72MHBR96426	1510	2312	95.5	41.75	41.5	160	9
		72MHVR6036-426	1052	1609	59.5	35.75	41.5	98
72MHVR6042-486		1291	1977	59.5	41.75	41.5	110	6.5
72MHVR6636-426		1088	1664	65.5	35.75	41.5	106	6.5
72MHVR6642-486		1338	2046	65.5	41.75	41.5	120	7
72MHVR7236-426		1151	1761	71.5	35.75	41.5	115	7
72MHVR7242-486		1416	2167	71.5	41.75	41.5	130	7.5
72MHVR7836-426		1312	2009	77.5	35.75	41.5	118	7.5
72MHVR7842-486		1578	2411	77.5	41.75	41.5	145	8
72MHVR8636-426		1341	2053	83.5	35.75	41.5	135	8
72MHVR8642-486		1610	2461	83.5	41.75	41.5	155	9
72MHVR9636-426		1351	2066	95.5	35.75	41.5	160	9
72MHVR9642-486		1396	2136	95.5	41.75	41.5	175	10
		72MHVAR6036-426	1083	1657	59.5	35.75	41.5	98
	72MHVAR6042-486	1165	1781	59.5	41.75	41.5	110	6.5
	72MHVAR6636-426	1119	1714	65.5	35.75	41.5	106	6.5
	72MHVAR6642-486	1377	2108	65.5	41.75	41.5	120	7
	72MHVAR7236-426	1185	1815	71.5	35.75	41.5	115	7
	72MHVAR7242-486	1459	2230	71.5	41.75	41.5	130	7.5
	72MHVAR7836-426	1354	2069	77.5	35.75	41.5	118	7.5
	72MHVAR7842-486	1622	2483	77.5	41.75	41.5	145	8
	72MHVAR8436-426	1381	2113	83.5	35.75	41.5	135	8
	72MHVAR8442-486	1657	2533	83.5	41.75	41.5	155	9
	72MHVAR9636-426	1438	2198	95.5	35.75	41.5	160	9
	72MHVAR9642-486	1727	2640	95.5	41.75	41.5	175	10

ORDERING NOTES:

Please note that 2" Square Metal legs cannot be specified with the Bullet Runoff top.

ORDERING PROCEDURE

To order, please specify the following:

- 1) Krug product model number
- 2) Laminate, see page 446
- 3) Edge detail- I,H, L or P, see page 448
- 4) Pull style, see page 449
- 5) Grommet location if applicable

*Indicates model illustrated by line drawing.

CODE DESCRIPTION

- S1 - 1 TV area
- S2 - 2 TV areas
- WB - white board
- 11 - closed bookcase
- B - drawer bank
- 4 - use with desk height runoff
- 6 - use with bar height runoff

STANDARD LAMINATES

For a complete list of standard Laminates please see page 446.

ARTEMIS LAMINATE | MEDIA WALL BASES


Description	Model	Price	W	D	H	KW	Shipping Weight	Cubic Feet
4" Diameter Metal Leg	72LG429D8	729	4	4	28		20	1
	72LG442D8	781	4	4	41		30	1.5



Disc Bases	72141828	301	18	18	28.5		30	8
	72141842	337	18	18	41		35	8.5



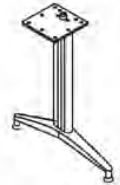
2" Square Metal Leg	72LG229M	460	2	2	28		10	1
	72LGX242M	515	2	2	41		20	1.5



ORDERING NOTES:

Please note that 2" Square Metal legs cannot be specified with the Bullet Runoff top.

T-Base	72LG2029TR5	448	2	2	28		10	1
	72LG2042TR5	678	2	2	41		20	1.5



ORDERING NOTES:

Please note that 29" base is to be used to achieve a desk height runoff, 42" base is to be used for bar height runoff.

DIMENSION KEY

W - width
D - depth
H - height

Dimensions are in inches and approximate.
Contact Customer Service if dimensions are critical.

GENERAL INFORMATION

Terms and Conditions

Net 30 days on approved credit. A late payment charge of 1% per month will be applied on overdue invoices. This charge will be pro-rated to the number of days past 30 days that the invoice is overdue. All applicable sales taxes are extra. Distribution of this price list does not in itself constitute an offer to sell. Orders can be received only from authorized Krug dealers. Acceptance of any order and terms of sale may be established at the discretion of Krug. Deposits are required on orders received from new accounts as well as on large or special orders. Krug reserves the right to discontinue designs, or to change designs, construction, prices, or materials without notice.

Contact Information

Phone: 1.888.578.KRUG (5784) | Fax: 1.519.748.5177

Purchase Order Fax: 1.888.236.4783

Purchase Order E-mail: orders@krug.ca

Web: www.krug.ca E-mail: solutions@krug.ca

Customer Service Hours

Please note customer service hours are:

8:30 am to 5:00 pm est

Customer Satisfaction

It is the primary goal of Krug and our staff to ensure the complete satisfaction of our customers with our products and performance. If a problem arises with a Krug product after the expiration of the limited warranty period, Krug will exercise its best efforts to achieve the satisfaction of the customer in a manner that is fair to all concerned.

Order Acknowledgments

Each order will be acknowledged via e-mail or fax. This acknowledgment is the final agreement between Krug and the customer, superseding all previous communications regarding the purchase order. Where there is a discrepancy on a purchase order between a product code and a description, Krug will make every effort to resolve the discrepancy, but will be ruled by the product code ordered. Please check all acknowledgments for accuracy, and advise Krug of any discrepancies with a purchase order.

Order Cancellation

Krug reserves the right to not accept or allow cancellation of orders. All products are manufactured on a custom-made, make-to-order basis, and the purchasing, engineering and production of orders begins shortly after order placement - and the customer purchase order is a contract that authorizes Krug to manufacture the products. Acceptance of order cancellation (or partial cancellation) is solely at the discretion of Krug, and is dependent on the extent to which engineering, purchasing and manufacturing has been initiated by the time cancellation is requested. No order cancellations (partial or otherwise) are allowable more than 4 weeks from date of order placement (as order production is unable to be terminated by that point), and full payment of the acknowledged order value is required for any orders cancelled after 4 weeks. Cancellations may be allowable in less than 4 weeks after order placement, depending on the extent to which manufacturing has been initiated. An acceptance of order cancellation requires that the purchaser agrees to make payment for all costs incurred to the point of acceptance of cancellation. Cancellation charges include all costs for purchase of dedicated material and components, engineering costs for non-standard products, and all costs for manufacturing completed to that point, as well as a \$350 net charge for processing of the original order and for processing of cancellation invoicing.

Pricing

Krug endeavors to ensure that all prices in this price list reflect accurately our current prices. However, errors do occur and will be rectified through notices to the field. Krug reserves the right to acknowledge pricing that may be different from the price list.

Warranty

Krug warrants the construction and the finish of all our products to be free from defects in materials and workmanship for a period of 10 years from the date of purchase. This warranty is applicable to products in use by their original purchaser. This warranty does not apply to components not manufactured by Krug including textiles, which are subject to the specific warranties of those manufacturers,

if any. Textiles (fabric, leather, vinyl, or any other covering material) suppliers do not guarantee their products for durability and color fastness, and nor does Krug. Casters, mechanical and electrical components have a warranty of five years from the date of purchase. The Krug warranty does not apply to COM-specified materials, damage caused by a carrier other than Krug, or variation in wood finishes due to natural wood color variation. Krug cannot be held responsible for variations in fabric dye lots from order to order. All fabric is carefully inspected when it is received, but a degree of variation in color should be expected. Repairs or replacement of any defect covered under this warranty by Krug will be made, at our option and method, at no charge to the original purchaser during the warranty period. Krug's judgement is final and binding with respect to the nature or cause of defects or damage, and the necessity or manner of repair or replacement.

This warranty does not apply to defects or damage resulting from:

- normal wear and tear occurring with the use of the product
- negligence, misuse, excessive use, alteration, improper cleaning or repair
- substitution or use of incorrect or unauthorized components or material
- handling or installation that is incorrect, or that causes damage or defect
- damage incurred by a freight carrier other than Krug
- wearing of finishes and fabrics, and normal variations in material (including dye lot variations)
- properties of natural materials, including wood and leather
- exposure to environments with uncontrolled temperature and humidity (products must be transported, stored and used in climate-controlled conditions)

Note, specific warranties for components and materials not manufactured by Krug:

Height Adjustable Mechanism Warranty

Krug warrants to the original consumer purchaser its Height Adjustable Mechanism that it will be free from defects in material and workmanship. This limited warranty covers material and manufacturing defects, which cause a non-conformance in the function of a table base and is limited to the following products and warranty term determined from their dates of purchase:

- a) Electronic components such as control boxes, hand switches and motors – two (2) years
- b) Mechanical components such as crank drives, spindles – five (5) years
- c) Structural components such as J-channels, feet and top supports – ten (10) years

The start of the warranty period is the documented date of your purchase of the product. The warranty herein is made to and for the benefit of the original consumer purchaser of the product and is non-transferable. If you discover a defect in material or workmanship during the warranty period, and Krug agrees that the defect exists, Krug will, at its option, repair or replace the Product at no charge to you, provided it is returned during the warranty period. In the unlikely event that your product should require repair or replacement during the warranty period, please contact Krug to obtain warranty service. The warranty period on replacement products is the remainder of the warranty on the original product or 30 days, whichever is longer.

Testing

All Krug Conference products meet or exceed the testing requirements of ANSI/BIFMA X5.5-2014 or X5.9-2012.



Dimensions

Dimensions are in inches and approximate, and subject to change without notice. Contact Customer Service if dimensions are critical.

Installation Support

For assistance please contact Technical Support at 1-888-578-5784 x216 or e-mail installationhelp@krug.ca and you will be directed to the appropriate installation support person.

Storage Charges

Krug reserves the right to assess a nominal storage charge if a customer does not accept shipment of an order within a week of the ship date.

Export Packaging

Krug is pleased to provide the option for export packaging on all our products, to provide additional protection from damage. For shipments overseas, a quote for export packaging can be provided, based on the products to be ordered and the delivery destination - please contact Customer Service or Bids & Specification Support for more information and a quotation. KRUG is not responsible for shipment damage occurring on overseas shipments

Export Packaging is **STRONGLY RECOMMENDED** for:

- (A) all shipments outside of the lower 48 states and Canada
 - (B) all shipments that will be held in storage for an extended period prior to installation. Important: Please note that Krug will not be responsible for damage claims on product shipped or stored in the above conditions where export packaging has not been utilized.
- Please contact Customer Service for specifications or any other assistance regarding export packaging.

Freight Terms and Conditions

1. All product is shipped FOB the Krug factory. Freight is either pre-paid to the destination or not pre-paid, depending on established customer specific freight terms.
2. Docks at the selected delivery location must be equipped to handle a 53' trailer. If a dock is inadequate for delivery by Krug, Krug will re-deliver to another local location and any additional costs will be charged to the customer.
3. For all deliveries, it is understood that Krug or its agent is making a dock delivery only (equipped to handle a 53' trailer), and any further work of truck unloading, delivery beyond the dock, installation, and removal of packaging is not authorized or paid for by Krug.
4. Drop shipments to the installation site, and timed deliveries, are available on larger shipments (full truckloads or slightly less) at no additional charge. Drop shipments or timed deliveries for smaller shipments may not be available, or if available will require a surcharge. Deliveries on an after hours basis, or on weekends, or any other special requirements, may be subject to a surcharge. Location and contact information, and the requested time of delivery, is required at least one week prior to the acknowledged shipment date. If this information is not provided one week in advance, or if the location or time of the drop shipment is changed less than one week in advance, a surcharge may be applied, and/or the drop shipment may not be scheduled.
5. For all deliveries - whether to the Customer location or drop shipment - any circumstances that result in the delay of our carrier (including unsuitable receiving facilities, or facilities not open or available), service charges will be applied at the rate of \$75/hour. Where re-delivery is necessary because of these circumstances, the full cost of re-delivery will be charged. If Less Than Truck Load is delivering, one hour is allocated to unload. Any additional time required to unload after the first hour is \$75/hour. If a Truck Load is delivering the order, three hours is allocated to unload. Any additional time required to unload is \$75/hour. Direct deliveries to site for net orders are possible, must exceed \$60,000 net, and accommodate 48-53' trailers. Krug is responsible for delivery to the approved delivery address. If an address change is required, this must be authorized by Krug 5 business days prior to ship date. Any additional delivery costs incurred after this time will be charged to the customer. Additional costs for partial shipment of orders are the responsibility of the customer, and will be added to invoices. This includes any part shipment costs due to delays from textile suppliers. Additional costs for partial order shipments will normally not be assessed if there is a delay caused by Krug.

Damaged Shipments

All Krug product is well engineered, carefully inspected, and expertly loaded onto our trucks at our Distribution Center. If you receive any damaged freight, we ask that you do not refuse the shipment. Krug is not responsible for damage to goods that occurs in transit or storage. It is the purchaser and/or receiver's responsibility to examine the goods upon receipt and to notify Krug of any damages, overages or shortages. Any discrepancies should be noted on the Bill of Lading. The delivering carrier will not accept responsibility for shortages or damages if signed "clear". Notification of concealed damage claims must be made to Krug Distribution within 5 days of delivery, along with digital pictures if available. All product and

packaging must be available for inspection. Krug liability ceases after 5 business days and Krug will not be responsible for concealed damages if shipments are left unopened. Krug is not responsible for the condition of product that is stored or installed in an environment where temperature and humidity are not controlled.

Field Product Report Authorization

Krug's written authorization, in the form of an FPR number, must be obtained prior to incurring charges of any kind if Krug is expected to pay these charges. This includes authorization for returns, field repairs and replacements, post field repairs, installation and delivery charges. Krug reserves the right to have its representative inspect product related to any request for such authorizations, prior to that authorization being provided. Deductions from invoices paid for any charges to Krug, without prior written authorization in the form of an FPR, will not be accepted. Digital photographs may be required to complete the FPR process.

Care and Maintenance

Wood Finishes - Although Krug's extensive finishing process ensures a durable finish on all our products, there are several steps that can be taken to protect and prolong the life and beauty of the finish. Protect the top by placing felt pads on the bottom of any accessories and mechanical equipment. Rubber and oil will permanently mark surfaces. Use a desk pad to prevent possible damage and imprinting caused by writing instruments and sharp objects. Dust only with a clean, dry cloth, going with the grain. Clean any marks with a damp cloth, using a small quantity of mild soap or detergent. Do not use any wax-based polish, spray or silicone. Eventually, a film will build up and discolor the top. Do not place your furniture in a position of permanent exposure to direct sunlight.

Plastic Laminates - Clean plastic laminates with mild soap and warm water. Do not use steel wool, hot water, or any abrasive cleaning product.

Custom Capabilities

Over 15% of our orders involve some type of custom work, and we invite our customers to make use of our extensive capabilities. These include:

- 1) Dimensional customization of standard size products
- 2) Custom wood finishes
- 3) For larger orders, completely custom-designed products, as well as non-standard wood species can be specified.

Custom orders may require additional production lead times.

Contact Customer Service for more information.

Krug Panel Fabric Program

Tackboards can be upholstered in COM material supplied by the customer, and in a selection of stocked tackboard fabrics supplied by Momentum. The Momentum Panel fabrics are available on Krug Express. They are 100% polyester. For additional information and color selections, please refer to our Panel Fabrics card and Krug's website. www.krug.ca The Momentum panel fabrics pass ASTM-E84-87 Fire Codes. If memo samples are required please call Momentum at 1-800-366-6839.

Program Details

KrugExpress orders are ready to ship by the date acknowledged. Delivery and shipping schedules may result in actual shipping of orders at a later date. Statutory holidays and scheduled factory vacations may add to acknowledged lead times of *KrugExpress* orders. Unless otherwise specified on the order, the customer's standard method of shipping Krug products will be utilized. Available factory capacity for *KrugExpress* is filled by orders received on a "first come, first serve" basis. If the normal *KrugExpress* lead time is not available for your order because available capacity has been filled, you will be immediately advised of the earliest available ready-to-ship date. Please consult your Customer Service representative in advance if you wish to confirm the specific lead time availability for a *KrugExpress* order. Orders must be received by midnight of a given day for that day to be considered the official day the order is received. Order lead times are acknowledged from the date the order is received, but not including the date the order is received. *KrugExpress* orders must be "clean" when received in order to be considered officially received on a given day, and lead times will be acknowledged from the date orders are determined to be "clean". Changes to *KrugExpress* orders are not allowed under any circumstances. Orders for product on *KrugExpress* must clearly state: "*KrugExpress*".



Krug Textiles - Leather Program

Grade 8

Black	K13.1000	Graphite	K13.4000
Stone	K13.3000	Espresso	K13.8000
Sand	K13.5000	White	K13.9000

Please contact Customer Service for specific information on leathers, available colors and lead times.

Krug Textiles - Faux Leather Program

Grade 2

White	Taupe	Bisque	Wine	Sprig	Lagoon
Cream	Mocha	Chocolate	Garnet	Chinchilla	Pacific Blue
Parchment	Tan	Black	Rust	Steel	Navy
Sandstone	Chestnut	Earth	Citron	Grey	Plum
Vanilla		Brick			

GRADED-IN UPHOLSTERY PROGRAMS

Krug has partnered with several textile brands to grade in their offerings, designed to provide a wide range of upholstery selections for our seating products.

Upholstery pricing and availability is subject to change without notice. We grade this upholstery according to the pricing of the fabric suppliers - when their pricing changes, the Krug grade may change. When placing an order, a Krug customer must specify the complete upholstery number, along with the appropriate Krug model number and finish. Krug will supply the complete product at the prices listed. Orders specifying graded-in upholstery cannot be cancelled once the upholstery has been ordered.

Upholstery Grades

To determine the price of a product for graded-in upholstery, use the reference lists located on Krug’s website under - Products - Textiles, to view the upholstery grade (1-9). Krug is not responsible for the discontinuation of this upholstery. Please contact Customer Service for information on upholstery not listed.

When two upholstery selections are specified for use on seating, the higher grade upholstery price will apply to the order.

High Performance upholstery; Polyurethane, Vinyl or Crypton, is particularly suitable for healthcare and other intensive-use environments.

Upholstery Samples

If you require additional samples or memos for presentation, please contact fabric supplier directly.

Flammability Standards

- Tunnel Test Surface Ratings Class A rating
- Class 1 UFAC
- Passes State of California Technical Bulletin CAL 117-2013

Please contact fabric supplier directly for further flammability information pertaining to specific upholstery.

Special Conditions

Acknowledgements will give the estimated delivery date of the finished product. Some upholstery is imported, and availability may affect estimated delivery time. For large projects, please contact fabric supplier directly for availability of yardage.

TACKBOARD FABRICS

KRUG PANEL FABRIC PROGRAM

Tackboards can be upholstered in COM material supplied by the customer, and in a selection of stocked tackboard fabrics supplied by Momentum. The in-stock Momentum fabrics are priced at Grade 1 and are available on Krug Express. They are 100% polyester. For additional information and color selections, please refer to our Panel Fabrics card and Krug’s website. www.krug.ca If memo samples are required please call Momentum at 1-800-366-6839. The Momentum panel fabrics pass ASTM-E84-87 Fire Codes.

PROGRAM DETAILS

KrugExpress orders are ready to ship by the date acknowledged. Delivery and shipping schedules may result in actual shipping of orders at a later date. Statutory holidays and scheduled factory vacations may add to acknowledged lead times of KrugExpress orders. Unless otherwise specified on the order, the customer’s standard method of shipping Krug products will be utilized. Available factory capacity for KrugExpress is filled by orders received on a “first come, first serve” basis. If the normal KrugExpress lead time is not available for your order because available capacity has been filled, you will be immediately advised of the earliest available ready-to-ship date. Please consult your Customer Service representative in advance if you wish to confirm the specific lead time availability for a KrugExpress order. Orders must be received by midnight of a given day for that day to be considered the official day the order is received. Order lead times are acknowledged from the date the order is received, but not including the date the order is received. KrugExpress orders must be “clean” when received in order to be considered officially received on a given day, and lead times will be acknowledged from the date orders are determined to be “clean”. Changes to KrugExpress orders are not allowed under any

KRUGEXPRESS

circumstances. Orders for product on KrugExpress must clearly state: “KrugExpress”. *Some conditions apply. Please note PALETTE finishes are not available on KrugExpress.

CASEGOODS PROGRAM

Orders for casegood products on the KrugExpress program may be subject to quantity maximums. Please contact Krug Customer Service for more information. Quantity maximums are dependent upon available capacity, in order to insure that we ship all orders on time. Only actual casegood pieces and conference tables tops and bases are considered “units”. Items such as tasklights, tackboards, keyboard trays and drawers, electrical and wire management components, etc., are not considered under the quantity restrictions. For example, a typical office configuration that includes a desk, linking unit, credenza and hutch/overhead, equals a total of four units for the purposes of the quantity maximum. Only Krug In-stock panel fabric is available on the KrugExpress program. Only standard wood finishes are available for KrugExpress orders. Grommets can be specified in standard positions only. KrugExpress also includes all Krug seating and occasional tables as well as Krug conference products to complement this casegoods offering.

CUSTOMER'S OWN MATERIAL - C.O.M.

Customer's Own Material (COM)

COM must be received three weeks prior to the acknowledged ship date. Orders with COM not received by the required deadline will be delayed.

A description of the fabric, including supplier name, fabric name and color number must be included with the purchase order. When the COM fabric is received at Krug, it must be clearly identified with the fabric name and color, and tagged with name of the Krug customer and purchase order number. Krug will inspect all COM fabric when received to determine if it will be suitable for upholstery. Where Krug feels that the fabric or leather specified will compromise the quality or integrity of our products, customers will be contacted to direct these concerns. Further, Krug reserves the right to refuse to accept and use any COM fabrics or leathers that will compromise our products in any way that is unacceptable to Krug. Krug cannot assume responsibility for the durability or tailoring quality of customer's own material.

Yardage specified in this price guide is approximate. In the case of multiple product orders, multiply the number of items by the COM yardage specified to determine fabric required, unless otherwise indicated. Additional yardage may be needed if the material is less than 54" wide, or patterned or striped and requires matching. As fabric is applied horizontally, non-directional fabrics are recommended. COM fabrics are applied as they come off the roll unless otherwise specified. All striped fabrics will be applied vertically unless otherwise stated by the customer and after approval by Krug. It is the customer's responsibility to advise Krug if the upholstery is to be applied otherwise, and to advise Krug of any special upholstery instructions. Special instructions should be sent to Krug Customer Service, including a sample (or photocopy) of the fabric. Krug is not responsible for instructions sent with the fabric rolls, or for the method of upholstery if no instructions have been provided. COM fabrics for tackboards may be specified in either Maharam or Momentum panel fabrics. Krug is not responsible for determining if a fabric is not ideal for tackboard application.

Please contact Maharam at 1-800-645-3943 or Momentum at

COM Shipping Procedures

For tackboard COM fabrics, please send fabrics to:

Krug Inc.

111 Ahrens Street

Kitchener, Ontario

Canada N2H 4C2

Attention: RECEIVER

All packages must be clearly marked "For Customs Clearance by Willson International Custom Brokers". According to the North American Free Trade Agreement (NAFTA), goods shipped between the United States and Canada can qualify for exemption from all duties, or for a reduction in duties, if the goods can be proven to originate in either the United States, Canada or Mexico.

Canada Customs requires that a NAFTA Certificate of Origin and Commercial Invoice be completed and sent with the fabric shipment. The Commercial Invoice must clearly state the description of the fabric, the selling price, the make-up or content, and the purchaser. The absence of these two documents will delay the shipments at the U.S./Canada border, thereby potentially delaying the customer order. If the total value of the shipment is less than \$1200 U.S., Customs will accept a Low Value Statement of Origin in place of the NAFTA Certificate of Origin. The Low Value Statement must be signed by a representative of the exporting company. This statement may either be included on the commercial invoice or attached to the invoice.

Krug is happy to answer any questions or concerns about COM shipping procedures and the required documents. Please contact our Customs Specialist at 1.888.578.5784.

LAMINATES

LAMINATES

Krug's in-stock Laminates are available in 17 different laminate selections. Please note that 4 of the colors (Gingerbread, Portobello, Ash and Willow) have textured finishes and may not be appropriate for use in patient areas due to infection control concerns. Minimum order quantities and extended lead times may apply for exotic laminate colors, please check with customer service. Polymer Edge will be selected to match the worksurface. Krug's previous laminate in-stock program will be phased out as in-stock supply depletes. Please contact customer service for availability.

IN-STOCK LAMINATES

Wood Grain Laminates	High Pressure Laminate Supplier	Textured Wood Grain Laminates	High Pressure Laminate Supplier
Champagne	Tafisa T492CR	Gingerbread	Tafisa T556UR
Hardrock Maple	Formica 86992-58	Portobello	Tafisa T557UR
Dune	Tafisa T491CR	Ash	Tafisa T535AT
Copper	Tafisa T521CR	Willow	Tafisa T543AT
Shiraz Cherry	Tafisa T472CR		
Park Avenue Walnut	Wilsonart 7984-38	Solid Laminates	
Chocolate	Tafisa T498CR	Designer White	Wilsonart D354-60
Nutmeg	Tafisa T477CR	Platinum	Tafisa T202CR
Dark Walnut	Tafisa T469CR	Earth	Tafisa T767CR
		Charcoal	Tafisa T228CR

PHASE OUT LAMINATES

Almond - Black- Shadows - Edgewood Sycamore - Gunstock Walnut

Non-Stocked Laminates

For specific lead time and application questions, please contact Krug Customer Service for your requirement. Upcharges will be applicable for non-stocked laminates, depending on their cost. Non-stock laminates may require a minimum order quantity, please contact customer service. Stocked polymer edges only can be specified for use with non-stocked laminates or tops will be self-edged.



The mark of responsible forestry



All products are air emissions certified and are available as FSC® certified

krug