

## **CADENCE**

Price and Specification Guide

**GSA**

**GS-03F-084DA**



# **krug**

Advancing Design Through Innovation

# TERMS & CONDITIONS | INFORMATION FOR ORDERING ACTIVITIES

## General Services Administration Federal Supply Schedule

FSC Groups 7110, 7125  
Subcategory: Furniture  
CONTRACT NUMBER: GS-03F-084DA  
CONTRACT PERIOD: April 1, 2016 through March 31, 2026  
CONTRACTOR/ ADMINISTRATOR: Mira Jaksic-Husic  
Krug Inc.  
421 Manitou Drive  
Kitchener, Ontario, Canada  
Tel: 1-800-265-2796  
Fax: 1-800-265-2798

### 1. List of Special Item Numbers on Contract

33721P Packaged Office Furniture w Ancillary Installation Services  
33721 Office Furniture w Ancillary Installation Services  
339113H Healthcare Furniture w Ancillary Installation Services  
OLM Order Level Materials

2. SPECIAL ITEM NUMBER	MAXIMUM ORDER
33721P	\$5,000,000
33721	\$250,000
339113H	\$500,000
OLM	\$250,000

3. SPECIAL ITEM NUMBER	MINIMUM ORDER
33721P	\$100.00
33721	\$100.00
339113H	\$100.00
OLM	NA

### 4. Geographic Coverage

48 contiguous States and Washington, DC

### 5. Point of Production

Krug Inc.  
421 Manitou Drive  
Kitchener, Ontario, CANADA  
N2C 15L

### 6. Discount from List Prices

33721P Package Office Furniture Krug Product Discounts As Below  
GSA Teaming Partner Products at their  
Approved GSA Discount Terms. Krug  
Installation Charge 12.75% of Net Order  
(Max.). No Charge for Project Mgt Services.

33721 Office Furniture	
Executive Office Furniture	56.6%
Executive Conference Furniture	56.6%
Tables and Accessories	56.6%
Fully Upholstered Lounge Furniture	56.6%
Multiple Seating	56.6%
Multi-Purpose Seating	56.6%
Stacking Chairs	56.6%
Installation Ancillary to these products	12.75% Charge of Net Order (Max.)

339113H Healthcare Furniture	
Hospital Patient Room Furniture	56.6%
Hospital Geriatric Chairs & Lounge Seating	56.6%
Patient Service Systems	56.6%
Installation Ancillary to these products	12.75% Charge of Net Order (Max.)

### 7. Quantity Discounts (off Net pricing)

Multiple Seating, Multipurpose Seating, Stacking  
Chairs

25,001 – 50,000	1%
50,001 – 100,000	2%
100,001 – 150,000	3%
150,001 – 250,000	4%

Lounge Seating, Tables & Accessories

25,000 – 50,000	1%
50,001 – 75,000	2%
75,001 – 100,000	3%
100,001 – 180,000	4%
180,001 – 200,000	5%
200,001 – 250,000	6%

Hosp/Geriatric Chairs and Lounge, Patient Room  
Furniture, Patient Service Systems

\$100,000 - \$200,000	1%
\$200,000.01 - \$300,000	1.5%
\$300,000.01 - \$400,000	2%
\$400,000.01 - \$500,000	2.5%

Quantity Discounts for Executive Office and  
Executive Conference are no longer applicable  
based on the MAS Consolidation revisions to  
Maximum Order Limits.

### 8. Prompt Payment Terms

Net 30 Days

### 9. Visa and MasterCard are accepted above and

below the micro-purchase threshold.

NOTE: No additional discount will be offered on  
orders placed using credit cards.

### 10. Foreign Items

All items manufactured in Canada.

### 11a. Time of Delivery

60-90 Days ARO for all items.

### 11b. Expedited Delivery

Please contact Krug GSA Customer Service for  
information on Expedited Delivery/Krug Express  
Program. 1-800-265-2796

### 11c. Overnight & 2 day Delivery

N/A

### 11d. Urgent Requirements

Please contact Krug for urgent requirements.

### 12. F.O.B. Point

Destination

### 13. Payment Address

Same as above

# TERMS & CONDITIONS | INFORMATION FOR ORDERING ACTIVITIES

## 14. Warranty

For commercial products, Krug warrants the construction and the finish of all our products to be free from defects in materials and workmanship for a period of 10 years from the date of purchase. For Krug Healthcare products (as outlined in the US Healthcare price and specification Guide dated March 1, 2019), Krug warrants the construction and finish of all Healthcare products to be free from defects in materials and workmanship for the lifetime of their use. This warranty is applicable to products in use by their original purchaser. This warranty does not apply to components not manufactured by Krug including textiles, which are subject to the specific warranties of those manufacturers, if any. Textiles (fabric, leather, vinyl, or any other covering material) suppliers do not guarantee their products for durability and color fastness, and nor does Krug.

Casters, mechanical and electrical components have a warranty of five years from the date of purchase. The Krug warranty does not apply to COM-specified materials, damage caused by a carrier other than Krug, or variation in wood finishes due to natural wood color variation. Krug cannot be held responsible for variations in fabric dye lots from order to order. All fabric is carefully inspected when it is received, but a degree of variation in color should be expected. Repairs or replacement of any defect covered under this warranty by Krug will be made, at our option and method, at no charge to the original purchaser during the warranty period. Krug's judgement is final and binding with respect to the nature or cause of defects or damage, and the necessity or manner of repair or replacement.

This warranty does not apply to defects or damage resulting from:

- normal wear and tear occurring with the use of the product
- negligence, misuse, excessive use, alteration, improper cleaning or repair
- substitution or use of incorrect or unauthorized components or material
- handling or installation that is incorrect, or that causes damage or defect
- damage incurred by a freight carrier other than Krug
- wearing of finishes and fabrics, and normal variations in materials (including dye lot variations)
- properties of natural materials, including wood and leather
- exposure to environments with uncontrolled temperature and humidity (products must be transported, stored and used in climate controlled conditions)

Note, specific warranties for components and materials not manufactured by Krug: Height Adjustable Mechanism Warranty Krug warrants to the original consumer purchaser its Height Adjustable Mechanism that it will be free from defects in material and workmanship. This limited warranty covers material and manufacturing defects, which cause a non-conformance in the function of a table base and is limited to the following products and warranty term determined from their dates of purchase: a) Electronic components such as control boxes, hand switches and motors – two (2) years b) Mechanical components such as crank drives, spindles – five (5) years c) Structural components such as J-channels, feet and top supports – ten (10) years. The start of the warranty period is the documented date of your purchase of the product. The warranty herein is made to and for the benefit of the original consumer purchaser of the product and is non-transferable. If you discover a defect in material or workmanship during the warranty period, and Krug agrees that the defect exists, Krug will, at its option, repair or replace the Product at no charge to you, provided it is returned during the warranty period. In the unlikely event that your product should require repair or replacement during the warranty period, please contact Krug to obtain warranty service. The warranty period on replacement products is the remainder of the warranty on the original product or 30 days, whichever is longer.

Jordan Sleepers Heavy-Duty Mechanism, made with heavy gauge steel and minimal moving parts - is backed by a 5-year warranty on the mechanism itself, in addition to the lifetime warranty on the rest of the product. If it does become damaged or degraded, the mechanism can be field-replaced. Juno and Trevisa Overbed Tables have a 2-year warranty.

## 15. Export Packing Charges

Quoted upon request

## 16. Terms and Conditions of Government Commercial Credit Card

ACCEPTANCE: KRUG will accept the government commercial credit card but will not Offer any additional discount for orders placed using the credit card

## 17. Term and Conditions of Rental Maintenance and Repair.

N/A

## 18. Term and Conditions of Installation

N/A

## 19. Term and Conditions of Repair

N/A

## 20a. Term and Conditions for any other services

N/A

## 20. Service and Distribution points

Call contractor

## 21. Participating Dealers

Call contractor

## 22. Preventative Maintenance

N/A

## 23. Environmental Attributes

Krug maintains a program to reduce the impact on the environment of our products and operations.

## 24. Data Universal Number System (DUNS) number

251476669

## 25. Notification regarding registration in SAM.

Krug Inc.'s registration in SAM is current, accurate and valid.

## 26 Cage Code: 37310

## CADENCE | TABLE OF CONTENTS

### CADENCE

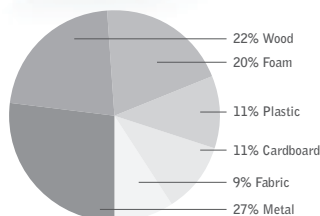
- 2 Cadence LEED Credit Summary
- 3 Cadence Features & Options
- 3 Cadence Dimensions & COM
- 4 Cadence Mid Back Pricing
- 6 Cadence High Back Pricing
- 8 Cadence Guest LEED Credit Summary
- 9 Cadence Guest Pricing

### GENERAL INFORMATION

- 10 Terms & Conditions
- 10 Warranty
- 12 KRUG Textiles - Upholstery Fabrics
- 14 KRUG Textiles - Leather & Faux Leather
- 16 Customer's Own Material (COM/COL)
- 16 CAL 133 & Moisture Barrier
- 17 Graded-In Upholstery Programs
- 17 *KrugExpress*
- 18 Wood Finish
- 18 Base Styles

**CADENCE | ENVIRONMENTAL SUMMARY****LEED CI CREDITS**

MATERIAL CONTENT:



PRE-CONSUMER  
RECYCLED CONTENT = 4.67%

POST-CONSUMER  
RECYCLED CONTENT = 17.3%

Up to 26.67% of this Cadence product is recyclable at the end of its useful life.

## CONTRIBUTES TO

CREDIT 2.1 - 2.2	Construction Waste Management	1-2 point(s)
CREDIT 3.3	Resource Reuse	1 point
CREDIT 4.1	Recycled Content	1 point
CREDIT 4.5	Low Emitting Materials, Systems & Seating	1 point
CREDIT 5.1	Regional Materials*	1 point
CREDIT 7	Certified Wood (MUST BE REQUESTED)	1 point(s)

\*This credit is only applicable if in total 20% of the combined value of the procurement of construction materials and in the furniture are manufactured within a radius of 500 miles. This credit will apply if the installation of the finished product occurs within 500 miles of Kitchener, Ontario.

**level® CERTIFICATION, AIR EMISSIONS AND FSC® CERTIFICATION****level® CERTIFICATION**

BIFMA's e3 Furniture Sustainability Standard is a voluntary, multi-attribute standard that measures the degree of sustainability of furniture. This standard evaluates product and company environmental attributes and compliance systems in a wide range of elements which include Materials, Energy & Atmosphere, Human & Ecosystem Health and Social Responsibility. Cadence products have earned level®, BIFMA's sustainability certification program for furniture, certification through third-party verification against the e3 standard.

**AIR-EMISSIONS**

All Cadence products are supplied with air-emissions certified. Contact customer service for information.

**FSC®**

In 2005, Krug received Forest Stewardship Council® (FSC®) Chain-of-Custody certification for our manufacturing facilities. The FSC® Chain-of-Custody tracks certified wood from seedling to final sale. It verifies that the material for our FSC® certified products only come from well-managed, FSC®-certified forests and other controlled sources. FSC® is dedicated to the promotion of responsible forest management worldwide helping to take care of forests for future generations. Cadence and other Krug products can be specified with FSC® Certification. Contact customer service for further information, pricing and lead times.



Architects, designers, and building professionals can specify FSC®-certified products in order to achieve a point from the U.S. Green Building Council's Leadership in Energy and Environmental Design (LEED) Rating System.

# CADENCE | FEATURES



## RECLINE ADJUSTMENT

The recline adjustment on the Cadence series allows a 24 degree range of motion. The foremost lever located on the right-hand side (when you are in a seated position) engages a device to lock the back in any position within the chair's range of movement. Lowering the lever locks the back at any position within the range. Raising the lever releases the lock and the back will move freely through the entire range.



## SEAT HEIGHT ADJUSTMENTS

The rear-most lever located in the right-hand side (when you are in the seated position) activates the seat height adjustment. Pull up on the lever to adjust seat height up or down through a range of adjustment of 3 inches.



## BACK HEIGHT ADJUSTMENT

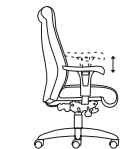
(on selected models only)

The back height is adjustable on selected models of Cadence series. The mechanism adjusts the back while in the seated position. The adjustable height back has a 4 inch range of movement with an 8 position stop mechanism. Place both hands on either side of the lower back cushion and lift and click to the desired height. Raise the back to the highest position to release the back height lock and lower to the first and lowest position.



## BACK TENSION

A hand wheel centrally located near the front underside of the chair controls the amount of tension applied to the back. Turning the knob clockwise when you are in the seated position lessens the tension. Turning the knob counter-clockwise increases the tension.



## ARM HEIGHT

(on selected models only)

A trigger release button located outside and below the arm pad adjusts the arm height. Depress the trigger to raise arm through its height range of 3.5 inches and 8 settings. Depress the trigger to raise the arm, release when desired height is reached to lock in position.

## CAL 133 & MOISTURE BARRIER

California Technical Bulletin 133 is a flammability test for seating. Krug offers a compliance method which, in combination with non-flammable upholstery covers, may enable the products to meet certification requirements for this test. This process at the same time also provides the products with a Moisture Barrier - a treatment that helps to prevent the passage of liquids and moisture to inside of upholstered components - thereby conferring sanitary and anti-infection benefits. So when CAL 133 is specified, the product also automatically has a Moisture Barrier, and when a Moisture Barrier is specified, the product also features the compliance method and low flammability features of CAL 133. CAL 133 and Moisture Barrier are available for an upcharge of \$67 list **per yard**.

The application of this upcharge and the compliance method does not mean that the specific configuration of product and upholstery cover are tested and officially certified as being CAL 133 compliant. If official certification is required, Krug will provide this (through an independent certified testing laboratory) at a charge of \$962 per item, plus the cost of the product to be tested. Lead time for certification testing is typically 4-8 weeks. Krug assumes no responsibility for the testing of our products in combination with upholstery covers, or for the results of any testing conducted. Some specific configurations of product and upholstery have already been tested. Please contact Customer Service for additional information.


## DIMENSIONS & COM REQUIREMENTS


		Overall Width	Overall Depth	Overall Height	Seat Height	Height of Arms from floor	Width between Arms	Seat Depth	Height Range	Shipping Weight	Cube	COM Yardage
<b>MID BACK</b>	Urethane	24.5	26	36.75	17.75	26.75	19.5	19.75	4	43	18	2.3
	Narrow Width Adjustable	25	26	36.75	17.75	24.25-30.25	19.5	19.75	4	43	18	2.3
	Wood & Urethane	24.5	26	36.75	17.75	26.75	19.5	19.75	4	43	18	2.3
	Wood & Upholstered	24.5	26	36.75	17.75	26.75	19.5	19.75	4	43	18	2.8
	Completely Upholstered	24.5	26	36.75	17.75	26.75	19.5	19.75	4	43	18	3.0
Wide Width	Armless	19.5	26	36.75	17.75	-	-	19.75	4	41	18	2.3
	Urethane	26	26	36.75	17.75	26.75	21	19.75	4	45	18	2.3
	Adjustable	26.5	26	36.75	17.75	24.25-30.25	21	19.75	4	45	18	2.3
	Wood & Urethane	26	26	36.75	17.75	26.75	21	19.75	4	45	18	2.3
	Wood & Upholstered	26	26	36.75	17.75	26.75	21	19.75	4	45	18	2.8
<b>HIGH BACK</b>	Completely Upholstered	26	26	36.75	17.75	26.75	21	19.75	4	45	18	3.0
	Armless	21	26	36.75	17.75	-	-	19.75	4	43	18	2.3
	Urethane	24.5	26	43	17.75	26.75	19.5	19.75	4	46	20	2.5
	Narrow Width Adjustable	25	26	43	17.75	24.25-30.25	19.5	19.75	4	46	20	2.5
	Wood & Urethane	24.5	26	43	17.75	26.75	19.5	19.75	4	46	20	2.5
Wide Width	Wood & Upholstered	24.5	26	43	17.75	26.75	19.5	19.75	4	46	20	3.0
	Completely Upholstered	24.5	26	43	17.75	26.75	19.5	19.75	4	46	20	3.2
	Urethane	26	26	43	17.75	26.75	21	19.75	4	48	20	2.5
	Adjustable	26.5	26	43	17.75	24.25-30.25	21	19.75	4	48	20	2.5
	Wood & Urethane	26	26	43	17.75	26.75	21	19.75	4	48	20	2.5
<b>ARM CHAIR</b>	Wood & Upholstered	26	26	43	17.75	26.75	21	19.75	4	48	20	3.0
	Completely Upholstered	26	26	43	17.75	26.75	21	19.75	4	48	20	3.2
		27.25	27	36	18.25	26	18.75	18	-	23	18	1.7

Height measurements are taken with the pneumatic lift (and adjustable arm and back when applicable) in the lowest position.


All dimensions are in inches and approximate and are subject to change without notice. Contact Customer Service if dimensions are critical.

**CADENCE | MID BACK**

DESCRIPTION/MODEL		WOOD FINISH	COM		COL 3	FABRIC GRADES			LEATHER		
			1	2		4	5	6	7	8	9
	URETHANE ARMS										
	CAD1-MW11B		1567	1647	1719	1936	2052	2156	2321	2713	2957
	CAD1-MN11B										
	CAD1-MW21B										
	CAD1-MN21B										
	CAD1-MW11W	Cherry, Maple, Walnut, Medium Anigre	1862	1944	2008	2228	2349	2437	2613	3007	3241
	CAD1-MN11W	Cherry, Maple, Walnut, Medium Anigre									
	CAD1-MW21W	Cherry, Maple, Walnut, Medium Anigre									
	CAD1-MN21W	Cherry, Maple, Walnut, Medium Anigre									

	ADJUSTABLE ARMS										
	CAD1-MW15B		1508	1584	1650	1866	1977	2063	2236	2609	2857
	CAD1-MN15B										
	CAD1-MW25B										
	CAD1-MN25B										
	CAD1-MW15W	Cherry, Maple, Walnut, Medium Anigre	1802	1879	1946	2158	2271	2359	2530	2905	3141
	CAD1-MN15W	Cherry, Maple, Walnut, Medium Anigre									
	CAD1-MW25W	Cherry, Maple, Walnut, Medium Anigre									
	CAD1-MN25W	Cherry, Maple, Walnut, Medium Anigre									

**ORDERING NOTES:** Optional seat slider mechanism can be ordered with all arm options, at an upcharge of **\$84 list.**



























	WOOD AND URETHANE ARMS										
	CAD1-MW12B		1667	1749	1881	2058	2182	2274	2465	2879	3118
	CAD1-MN12B										
	CAD1-MW22B										
	CAD1-MN22B										
	CAD1-MW12W	Cherry, Maple, Walnut, Medium Anigre	1959	2043	2118	2353	2474	2573	2763	3175	3400
	CAD1-MN12W	Cherry, Maple, Walnut, Medium Anigre									
	CAD1-MW22W	Cherry, Maple, Walnut, Medium Anigre									
	CAD1-MN22W	Cherry, Maple, Walnut, Medium Anigre									

**ORDERING NOTES:** Value Mechanism Option - for a price reduction of \$100 per chair, we offer a lower-function mechanism option, which includes full swivel and rearward tilt capability, tilt tension control, and gas lift height adjustment activator. For jury base version of this chair, please add a 'J' for the base style at the end of the model number and **add \$84** to the list price. Cadence arms and bases are available in Cherry, Maple, Walnut and Medium Anigre finishes. Please see page 341 for finish color selection and clearly mark on your purchase order. CAL 133 and Moisture Barrier options are available for an upcharge of **\$64 list per yard.**

**PRODUCT CODE KEY**

Line	Series	Back Style	Back Adjustment	Arm Style	Base Style
CAD	1	MW	1	1	W
Cadence	Management Seating	Mid Back Wide	Fixed Back	Urethane	Wood
		MN	2	2	B
		Mid Back Narrow	Adjustable Back	Wood And Urethane	Black Nylon
				5	J
				Adjustable	Jury Base

# CADENCE | MID BACK

DESCRIPTION/MODEL		WOOD FINISH	COM 1	2	COL 3	4	FABRIC GRADES 5      6		7	LEATHER 8      9		
	WOOD AND UPHOLSTERED ARM		1881	1964	2102	2274	2399	2495	2684	3096	3400	
	CAD1-MW13B	CAD1-MN13B										
	CAD1-MW23B	CAD1-MN23B	Cherry, Maple, Walnut, Medium Anigre	2176	2264	2338	2573	2692	2790	2979	3395	3687
	CAD1-MW13W	CAD1-MN13W										
	CAD1-MW23W	CAD1-MN23W										
	CAD1-MW23W	CAD1-MN23W										
	CAD1-MW23W	CAD1-MN23W										
	CAD1-MW23W	CAD1-MN23W										
COMPLETELY UPHOLSTERED		1831	1913	2048	2219	2343	2440	2630	3042	3379		
CAD1-MW14B	CAD1-MN14B											
	CAD1-MW24B	CAD1-MN24B	Cherry, Maple, Walnut, Medium Anigre	2121	2209	2281	2516	2640	2737	2927	3341	3664
	CAD1-MW14W	CAD1-MN14W										
	CAD1-MW14W	CAD1-MN14W										
	CAD1-MW24W	CAD1-MN24W										
	CAD1-MW24W	CAD1-MN24W										
	CAD1-MW24W	CAD1-MN24W										
	ARMLESS		1404	1484	1554	1772	1887	1990	2157	2548	2819	
	CAD1-MW10B	CAD1-MN10B										
	CAD1-MW20B	CAD1-MN20B	Cherry, Maple, Walnut, Medium Anigre	1698	1777	1848	2066	2187	2272	2450	2842	3082
	CAD1-MW10W	CAD1-MN10W										
	CAD1-MW10W	CAD1-MN10W										
	CAD1-MW20W	CAD1-MN20W										
	CAD1-MW20W	CAD1-MN20W										
	CAD1-MW20W	CAD1-MN20W										
	ARMLESS		1404	1484	1554	1772	1887	1990	2157	2548	2819	
	CAD1-MW10B	CAD1-MN10B										
	CAD1-MW20B	CAD1-MN20B	Cherry, Maple, Walnut, Medium Anigre	1698	1777	1848	2066	2187	2272	2450	2842	3082
	CAD1-MW10W	CAD1-MN10W										
	CAD1-MW10W	CAD1-MN10W										
	CAD1-MW20W	CAD1-MN20W										
	CAD1-MW20W	CAD1-MN20W										
	CAD1-MW20W	CAD1-MN20W										
	ARMLESS		1404	1484	1554	1772	1887	1990	2157	2548	2819	
	CAD1-MW10B	CAD1-MN10B										
	CAD1-MW20B	CAD1-MN20B	Cherry, Maple, Walnut, Medium Anigre	1698	1777	1848	2066	2187	2272	2450	2842	3082
	CAD1-MW10W	CAD1-MN10W										
	CAD1-MW10W	CAD1-MN10W										
	CAD1-MW20W	CAD1-MN20W										
	CAD1-MW20W	CAD1-MN20W										
	CAD1-MW20W	CAD1-MN20W										
	ARMLESS		1404	1484	1554	1772	1887	1990	2157	2548	2819	
	CAD1-MW10B	CAD1-MN10B										
	CAD1-MW20B	CAD1-MN20B	Cherry, Maple, Walnut, Medium Anigre	1698	1777	1848	2066	2187	2272	2450	2842	3082
	CAD1-MW10W	CAD1-MN10W										
	CAD1-MW10W	CAD1-MN10W										
	CAD1-MW20W	CAD1-MN20W										
	CAD1-MW20W	CAD1-MN20W										
	CAD1-MW20W	CAD1-MN20W										
	ARMLESS		1404	1484	1554	1772	1887	1990	2157	2548	2819	
	CAD1-MW10B	CAD1-MN10B										
	CAD1-MW20B	CAD1-MN20B	Cherry, Maple, Walnut, Medium Anigre	1698	1777	1848	2066	2187	2272	2450	2842	3082
	CAD1-MW10W	CAD1-MN10W										
	CAD1-MW10W	CAD1-MN10W										
	CAD1-MW20W	CAD1-MN20W										
	CAD1-MW20W	CAD1-MN20W										
	CAD1-MW20W	CAD1-MN20W										
	ARMLESS		1404	1484	1554	1772	1887	1990	2157	2548	2819	
	CAD1-MW10B	CAD1-MN10B										
	CAD1-MW20B	CAD1-MN20B	Cherry, Maple, Walnut, Medium Anigre	1698	1777	1848	2066	2187	2272	2450	2842	3082
	CAD1-MW10W	CAD1-MN10W										
	CAD1-MW10W	CAD1-MN10W										
	CAD1-MW20W	CAD1-MN20W										
	CAD1-MW20W	CAD1-MN20W										
	CAD1-MW20W	CAD1-MN20W										
	ARMLESS		1404	1484	1554	1772	1887	1990	2157	2548	2819	
	CAD1-MW10B	CAD1-MN10B										
	CAD1-MW20B	CAD1-MN20B	Cherry, Maple, Walnut, Medium Anigre	1698	1777	1848	2066	2187	2272	2450	2842	3082
	CAD1-MW10W	CAD1-MN10W										
	CAD1-MW10W	CAD1-MN10W										
	CAD1-MW20W	CAD1-MN20W										
	CAD1-MW20W	CAD1-MN20W										
	CAD1-MW20W	CAD1-MN20W										
	ARMLESS		1404	1484	1554	1772	1887	1990	2157	2548	2819	
	CAD1-MW10B	CAD1-MN10B										
	CAD1-MW20B	CAD1-MN20B	Cherry, Maple, Walnut, Medium Anigre	1698	1777	1848	2066	2187	2272	2450	2842	3082
	CAD1-MW10W	CAD1-MN10W										
	CAD1-MW10W	CAD1-MN10W										
	CAD1-MW20W	CAD1-MN20W										
	CAD1-MW20W	CAD1-MN20W										
	CAD1-MW20W	CAD1-MN20W										
	ARMLESS		1404	1484	1554	1772	1887	1990	2157	2548	2819	
	CAD1-MW10B	CAD1-MN10B										
	CAD1-MW20B	CAD1-MN20B	Cherry, Maple, Walnut, Medium Anigre	1698	1777	1848	2066	2187	2272	2450	2842	3082
	CAD1-MW10W	CAD1-MN10W										
	CAD1-MW10W	CAD1-MN10W										
	CAD1-MW20W	CAD1-MN20W										
	CAD1-MW20W	CAD1-MN20W										
	CAD1-MW20W	CAD1-MN20W										
	ARMLESS		1404	1484	1554	1772	1887	1990	2157	2548	2819	
	CAD1-MW10B	CAD1-MN10B										
	CAD1-MW20B	CAD1-MN20B	Cherry, Maple, Walnut, Medium Anigre	1698	1777	1848	2066	2187	2272	2450	2842	3082
	CAD1-MW10W	CAD1-MN10W										
	CAD1-MW10W	CAD1-MN10W										
	CAD1-MW20W	CAD1-MN20W										
	CAD1-MW20W	CAD1-MN20W										
	CAD1-MW20W	CAD1-MN20W										
	ARMLESS		1404	1484	1554	1772	1887	1990	2157	2548	2819	
	CAD1-MW10B	CAD1-MN10B										
	CAD1-MW20B	CAD1-MN20B	Cherry, Maple, Walnut, Medium Anigre	1698	1777	1848	2066	2187	2272	2450	2842	3082
	CAD1-MW10W	CAD1-MN10W										
	CAD1-MW10W	CAD1-MN10W										
	CAD1-MW20W	CAD1-MN20W										
	CAD1-MW20W	CAD1-MN20W										
	CAD1-MW20W	CAD1-MN20W										
	ARMLESS		1404	1484	1554	1772	1887	1990	2157	2548	2819	
	CAD1-MW10B	CAD1-MN10B										
	CAD1-MW20B	CAD1-MN20B	Cherry, Maple, Walnut, Medium Anigre	1698	1777	1848	2066	2187	2272	2450	2842	3082
	CAD1-MW10W	CAD1-MN10W										
	CAD1-MW10W	CAD1-MN10W										
	CAD1-MW20W	CAD1-MN20W										
	CAD1-MW20W	CAD1-MN20W										
	CAD1-MW20W	CAD1-MN20W										
	ARMLESS		1404	1484	1554	1772	1887	1990	2157	2548	2819	
	CAD1-MW10B	CAD1-MN10B										
	CAD1-MW20B	CAD1-MN20B	Cherry, Maple, Walnut, Medium Anigre	1698	1777	1848	2066	2187	2272	2450	2842	3082
	CAD1-MW10W	CAD1-MN10W										
	CAD1-MW10W	CAD1-MN10W										
	CAD1-MW20W	CAD1-MN20W										
	CAD1-MW20W	CAD1-MN20W										
	CAD1-MW20W	CAD1-MN20W										
	ARMLESS		1404	1484	1554	1772	1887	1990	2157	2548	2819	
	CAD1-MW10B	CAD1-MN10B										
	CAD1-MW20B	CAD1-MN20B	Cherry, Maple, Walnut, Medium Anigre	1698	1777	1848	2066	2187	2272	2450	2842	3082
	CAD1-MW10W	CAD1-MN10W										
	CAD1-MW10W	CAD1-MN10W										
	CAD1-MW20W	CAD1-MN20W										
	CAD1-MW20W	CAD1-MN20W										
	CAD1-MW20W	CAD1-MN20W										
	ARMLESS		1404	1484	1554	1772	1887	1990	2157	2548	2819	
	CAD1-MW10B	CAD1-MN10B										
	CAD1-MW20B	CAD1-MN20B	Cherry, Maple, Walnut, Medium Anigre	1698	1777	1848	2066	2187	2272	2450	2842	3082
	CAD1-MW10W	CAD1-MN10W										
	CAD1-MW10W	CAD1-MN10W										
	CAD1-MW20W	CAD1-MN20W										
	CAD1-MW20W	CAD1-MN20W										
	CAD1-MW20W	CAD1-MN20W										
	ARMLESS		1404	1484	1554	1772	1887	1990	2157	2548	2819	
	CAD1-MW10B	CAD1-MN10B										
	CAD1-MW20B	CAD1-MN20B	Cherry, Maple, Walnut, Medium Anigre	1698	1777	1848	2066	2187	2272	2450	2842	3082
	CAD1-MW10W	CAD1-MN10W										
	CAD1-MW10W	CAD1-MN10W										
	CAD1-MW20W	CAD1-MN20W										
	CAD1-MW20W	CAD1-MN20W										
	CAD1-MW20W	CAD1-MN20W										
	ARMLESS		1404	1484	1554	1772	1887	1990	2157	2548	2819	
	CAD1-MW10B	CAD1-MN10B										
	CAD1-MW20B	CAD1-MN20B	Cherry, Maple, Walnut, Medium Anigre	1698	1777	1848	2066	2187	2272	2450	2842	3082
	CAD1-MW10W	CAD1-MN10W										
	CAD1-MW10W	CAD1-MN10W										
	CAD1-MW20W	CAD1-MN20W										
	CAD1-MW20W	CAD1-MN20W										
	CAD1-MW20W	CAD1-MN20W										
	ARMLESS		1404	1484	1554	1772	1887	1990	2157	2548	2819	
	CAD1-MW10B	CAD1-MN10B										
	CAD1-MW20B	CAD1-MN20B	Cherry, Maple, Walnut, Medium Anigre	1698	1777	1848	2066	2187	2272	2450	2842	3082
	CAD1-MW10W	CAD1-MN10W										
	CAD1-MW10W	CAD1-MN10W										
	CAD1-MW20W	CAD1-MN20W										
	CAD1-MW20W	CAD1-MN20W										
	CAD1-MW20W	CAD1-MN20W										
	ARMLESS		1404	1484	1554	1772	1887	1990	2157	2548	2819	
	CAD1-MW10B	CAD1-MN10B										
	CAD1-MW20B	CAD1-MN20B	Cherry, Maple, Walnut, Medium Anigre	1698	1777	1848	2066	2187	2272	2450	2842	3082
	CAD1-MW10W	CAD1-MN10W										
	CAD1-MW10W	CAD1-MN10W										
	CAD1-MW20W	CAD1-MN20W										
	CAD1-MW20W	CAD1-MN20W										
	CAD1-MW20W	CAD1-MN20W										
	ARMLESS		1404	1484	1554	1772	1887	1990	2157	2548	2819	
	CAD1-MW10B	CAD1-MN10B										
	CAD1-MW20B	CAD1-MN20B	Cherry, Maple, Walnut, Medium Anigre	1698	1777	1848	2066	2187	2272	2450	2842	3082
	CAD1-MW10W	CAD1-MN10W										
	CAD1-MW10W	CAD1-MN10W										
	CAD1-MW20W	CAD1-MN20W										
	CAD1-MW20W	CAD1-MN20W										
	CAD1-MW20W	CAD1-MN20W										
	ARMLESS		1404	1484	1554	1772	1887	1990	2157	2548	2819	
	CAD1-MW10B	CAD1-MN10B										
	CAD1-MW20B	CAD1-MN20B	Cherry, Maple, Walnut, Medium Anigre	1698	1777	1848	2066	2187	2272	2450	2842	3082
	CAD1-MW10W	CAD1-MN10W										
	CAD1-MW10W	CAD1-MN10W										
	CAD1-MW20W	CAD1-MN20W										
	CAD1-MW20W	CAD1-MN20W										
	CAD1-MW20W	CAD1-MN20W										
	ARMLESS		1404	1484	1554	1772	1887	1990	2157	2548	2819	
	CAD1-MW10B	CAD1-MN10B										
	CAD1-MW20B	CAD1-MN20B	Cherry, Maple, Walnut, Medium Anigre	1698	1777	1848	2066	2187	2272	2450	2842	3082
	CAD1-MW10W	CAD1-MN10W										
	CAD1-MW10W	CAD1-MN10W										
	CAD1-MW20W	CAD1-MN20W										
	CAD1-MW20W	CAD1-MN20W										
	CAD1-MW20W	CAD1-MN20W										
	ARMLESS		1404	1484	1554	1772	1887	1990	2157	2548	2819	
	CAD1-MW10B	CAD1-MN10B										
	CAD1-MW20B	CAD1-MN20B	Cherry, Maple, Walnut, Medium Anigre	1698	1777	1848	2066	2187	2272	2450	2842	3082
	CAD1-MW10W	CAD1-MN10W										
	CAD1-MW10W	CAD1-MN10W										
	CAD1-MW20W	CAD1-MN20W										
	CAD1-MW20W	CAD1-MN20W										
	CAD1-MW20W	CAD1-MN20W										
	ARMLESS		1404	1484	1554	1772	1887	1990	2157	2548	2819	
	CAD1-MW10B	CAD1-MN10B										
	CAD1-MW20B	CAD1-MN20B	Cherry, Maple, Walnut, Medium Anigre	1698	1777	1848						

## ORDERING NOTES

Value Mechanism Option - for a price reduction of \$100 per chair, we offer a lower-function mechanism option, which includes full swivel and rearward tilt capability, tilt tension control, and gas lift height adjustment activator.

For jury base version of this chair, please add a 'J' for the base style at the end of the model number and **add \$84** to the list price.

Cadence arms and bases are available in Cherry, Maple, Walnut and Medium Anigre finishes. Please see page 341 for finish color selection and clearly mark on your purchase order.


CAL 133 and Moisture Barrier options are available for an upcharge of **\$67 list per yard**.




## PRODUCT CODE KEY


Line	Series	Back Style	Back Adjustment	Arm Style	Base Style
CAD	1	MW	1	0	W
Cadence	Management Seating	Mid Back Wide	Fixed Back	Armless	Wood
		MN	2	3	B
		Mid Back Narrow	Adjustable Back	Wood And Upholstered	Black Nylon
				4	J
				Completely Upholstered	Jury Base

**CADENCE | HIGH BACK**

DESCRIPTION/MODEL	WOOD FINISH	COM		COL		FABRIC GRADES			LEATHER	
		1	2	3	4	5	6	7	8	9
	URETHANE ARMS									
	CAD1-HW11B	1703	1809	1885	2119	2264	2361	2573	3017	3283
	CAD1-HN11B									
	CAD1-HW21B									
	CAD1-HN21B									
	CAD1-HW11W	Cherry, Maple, Walnut, Medium Anigre	2002	2102	2182	2417	2557	2656	2868	3312
	CAD1-HN11W	Cherry, Maple, Walnut, Medium Anigre								
	CAD1-HW21W	Cherry, Maple, Walnut, Medium Anigre								
	CAD1-HN21W	Cherry, Maple, Walnut, Anigre								

	ADJUSTABLE ARMS									
	CAD1-HW15B	1636	1736	1815	2043	2175	2272	2474	2905	3173
	CAD1-HN15B									
	CAD1-HW25B									
	CAD1-HN25B									
	CAD1-HW15W	Cherry, Maple, Walnut, Medium Anigre	1933	2031	2110	2338	2472	2570	2770	3195
	CAD1-HN15W	Cherry, Maple, Walnut, Medium Anigre								
	CAD1-HW25W	Cherry, Maple, Walnut, Medium Anigre								
	CAD1-HN25W	Cherry, Maple, Walnut, Medium Anigre								

**ORDERING NOTES:** Optional seat slider mechanism can be ordered with all arm options, at an upcharge of **\$84 list**.

	WOOD AND URETHANE ARM									
	CAD1-HW12B	1810	1923	2004	2261	2407	2509	2732	3205	3459
	CAD1-HN12B									
	CAD1-HW22B									
	CAD1-HN22B									
	CAD1-HW12W	Cherry, Maple, Walnut, Medium Anigre	2106	2213	2301	2553	2697	2802	3026	3499
	CAD1-HN12W	Cherry, Maple, Walnut, Medium Anigre								
	CAD1-HW22W	Cherry, Maple, Walnut, Medium Anigre								
	CAD1-HN22W	Cherry, Maple, Walnut, Medium Anigre								

**ORDERING NOTES**

Value Mechanism Option - for a price reduction of \$100 per chair, we offer a lower-function mechanism option, which includes full swivel and rearward tilt capability, tilt tension control, and gas lift height adjustment activator.

For jury base version of this chair, please add a 'J' for the base style at the end of the model number and add \$84 to the list price.



Cadence arms and bases are available in Cherry, Maple, Walnut and Medium Anigre finishes. Please see page 341 for finish color selection and clearly mark on your purchase order.

CAL 133 and Moisture Barrier options are available for an upcharge of **\$67 list per yard**.

**PRODUCT CODE KEY**

Line	Series	Back Style	Back Adjustment	Arm Style	Base Style
<b>CAD</b> Cadence	<b>1</b> Management Seating	<b>HW</b> High Back Wide	<b>1</b> Fixed Back	<b>1</b> Urethane	<b>W</b> Wood
		<b>HN</b> High Back Narrow	<b>2</b> Adjustable Back	<b>2</b> Wood And Urethane	<b>B</b> Black Nylon
				<b>5</b> Adjustable	<b>J</b> Jury Base

**CADENCE | HIGH BACK**

DESCRIPTION/MODEL		WOOD FINISH	COM 1	2	COL 3	FABRIC GRADES			LEATHER		
			1	2	3	4	5	6	7	8	9
	WOOD AND UPHOLSTERED ARM										
	CAD1-HW13B		2028	2136	2219	2474	2625	2724	2948	3423	3743
	CAD1-HN13B										
	CAD1-HW23B										
	CAD1-HN23B										
	CAD1-HW13W	Cherry, Maple, Walnut, Medium Anigre	2322	2431	2516	2770	2916	3024	3244	3719	4032
	CAD1-HN13W	Cherry, Maple, Walnut, Medium Anigre									
	CAD1-HW23W	Cherry, Maple, Walnut, Medium Anigre									
	CAD1-HN23W	Cherry, Maple, Walnut, Medium Anigre									
	COMPLETELY UPHOLSTERED ARM										
	CAD1-HW14B		1976	2084	2165	2419	2570	2670	2894	3368	3723
	CAD1-HN14B										
	CAD1-HW24B										
	CAD1-HN24B										
	CAD1-HW14W	Cherry, Maple, Walnut, Medium Anigre	2269	2378	2463	2716	2863	2969	3189	3664	4006
	CAD1-HN14W	Cherry, Maple, Walnut, Medium Anigre									
	CAD1-HW24W	Cherry, Maple, Walnut, Medium Anigre									
	CAD1-HN24W	Cherry, Maple, Walnut, Medium Anigre									

**ORDERING NOTES**

Value Mechanism Option - for a price reduction of \$100 per chair, we offer a lower-function mechanism option, which includes full swivel and rearward tilt capability, tilt tension control, and gas lift height adjustment activator.

For jury base version of this chair, please add a 'J' for the base style at the end of the model number **and add \$84** to the list price.

Cadence arms and bases are available in Cherry, Maple, Walnut and Medium Anigre finishes. Please see page 341 for finish color selection and clearly mark on your purchase order.

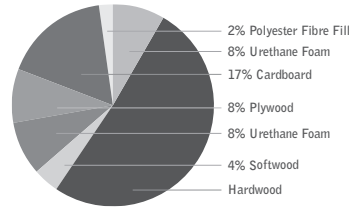
CAL 133 and Moisture Barrier options are available for an upcharge of **\$67 list per yard**.

**PRODUCT CODE KEY**

Line	Series	Back Style	Back Adjustment	Arm Style	Base Style
<b>CAD</b> Cadence	<b>1</b> Management Seating	<b>HW</b> High Back Wide	<b>1</b> Fixed Back	<b>3</b> Wood and Upholstered	<b>W</b> Wood
	<b>2</b> Guest Seating	<b>HN</b> High Back Narrow	<b>2</b> Adjustable Back	<b>4</b> Completely Upholstered	<b>B</b> Black Nylon
		<b>A</b> Arm Chair			<b>J</b> Jury Base

**CADENCE | ENVIRONMENTAL SUMMARY****LEED CI CREDITS**

MATERIAL CONTENT:



PRE-CONSUMER  
RECYCLED CONTENT = .43%

POST-CONSUMER  
RECYCLED CONTENT = 16.46%

Up to 16.91% of this Cadence product is recyclable at the end of its useful life.

CONTRIBUTES TO		
CREDIT 2.1 - 2.2	Construction Waste Management	1-2 point(s)
CREDIT 3.3	Resource Reuse	1 point
CREDIT 4.1	Recycled Content	1 point
CREDIT 4.5	Low Emitting Materials, Systems & Seating	1 point
CREDIT 5.1	Regional Materials*	1 point
CREDIT 7	Certified Wood (MUST BE REQUESTED)	1 point(s)

**level® CERTIFICATION, AIR EMISSIONS AND FSC® CERTIFICATION****level® CERTIFICATION**

BIFMA's e3 Furniture Sustainability Standard is a voluntary, multi-attribute standard that measures the degree of sustainability of furniture. This standard evaluates product and company environmental attributes and compliance systems in a wide range of elements which include Materials, Energy & Atmosphere, Human & Ecosystem Health and Social Responsibility. Cadence products have earned level®, BIFMA's sustainability certification program for furniture, certification through third-party verification against the e3 standard.

**AIR-EMISSIONS**

All Cadence products are supplied with air-emissions certified. Contact customer service for information.


**FSC®**

In 2005, Krug received Forest Stewardship Council® (FSC®) Chain-of-Custody certification for our manufacturing facilities. The FSC® Chain-of-Custody tracks certified wood from seedling to final sale. It verifies that the material for our FSC® certified products only come from well-managed, FSC®-certified forests and other controlled sources. FSC® is dedicated to the promotion of responsible forest management worldwide helping to take care of forests for future generations. Cadence and other Krug products can be specified with FSC® Certification. Contact customer service for further information, pricing and lead times.



Architects, designers, and building professionals can specify FSC®-certified products in order to achieve a point from the U.S. Green Building Council's Leadership in Energy and Environmental Design (LEED) Rating System.

CADENCE | GUEST

DESCRIPTION/MODEL		WOOD FINISH	COM		COL 3	FABRIC GRADES			LEATHER		
			1	2		4	5	6	7	8	9
	CAD2A	Cherry, Maple, Walnut, Medium Anigre	1590	1666	1736	1855	1972	2088	2210	2353	2612

DIMENSIONS & COM REQUIREMENTS

	Overall Width	Overall Depth	Overall Height	Seat Height	Height of Arms from Floor	Width between Arms	Seat Depth	Shipping Weight	Cube	COM Yardage
CAD2A	22.75	27	36	18.25	26	18.75	18	23	18	1.7

Cadence chairs feature a floor-saver nylon glide to specify optional glides add upcharge from the chart below and clearly mark on the purchase order. Please see page 343 for more information.

OPTION UPCHARGES	\$ LIST		\$ LIST	
Removable Seat Cover	84		Metal Glides	26
Ganging Bracket	84		Plastic Glides	8
CAL 133 & Moisture Barrier (per yard)	67		Floor Saver Felt Glides	30

ORDERING PROCEDURE

To order please specify the following:

- 1. Krug product model number
- 2. Select a finish for the chair frame
- 3. Select a textile or leather

Dimensions are in inches and approximate.  
Contact Customer Service if dimensions are critical.

STANDARD FINISHES

Chair frames are available in Cherry, Maple, Walnut and Medium Anigre finishes. Please see page 341 for finish color selection and clearly mark on your purchase order.

## Terms and Conditions

Net 30 days on approved credit. A late payment charge of 1% per month will be applied on overdue invoices. This charge will be pro-rated to the number of days past 30 days that the invoice is overdue. All applicable sales taxes are extra. Distribution of this price list does not in itself constitute an offer to sell. Orders can be received only from authorized Krug dealers. Acceptance of any order and terms of sale may be established at the discretion of Krug. Deposits are required on orders received from new accounts as well as on large or special orders. Krug reserves the right to discontinue designs, or to change designs, construction, prices, or materials without notice.

## Contact Information

Phone: 1.888.578.KRUG (5784) | Fax: 1.519.748.5177

Purchase Order Fax: 1.888.236.4783

Purchase Order E-mail: [orders@krug.ca](mailto:orders@krug.ca)

Web: [www.krug.ca](http://www.krug.ca) E-mail: [solutions@krug.ca](mailto:solutions@krug.ca)

## Customer Service Hours

Please note customer service hours are:

8:30 am to 5:00 pm est

## Customer Satisfaction

It is the primary goal of Krug and our staff to ensure the complete satisfaction of our customers with our products and performance. If a problem arises with a Krug product after the expiration of the limited warranty period, Krug will exercise its best efforts to achieve the satisfaction of the customer in a manner that is fair to all concerned.

## Order Acknowledgments

Each order will be acknowledged via e-mail or fax. This acknowledgment is the final agreement between Krug and the customer, superseding all previous communications regarding the purchase order. Where there is a discrepancy on a purchase order between a product code and a description, Krug will make every effort to resolve the discrepancy, but will be ruled by the product code ordered. Please check all acknowledgments for accuracy, and advise Krug of any discrepancies with a purchase order.

## Order Cancellation

Krug reserves the right to not accept or allow cancellation of orders. All products are manufactured on a custom-made, make-to-order basis, and the purchasing, engineering and production of orders begins shortly after order placement - and the customer purchase order is a contract that authorizes Krug to manufacture the products. Acceptance of order cancellation (or partial cancellation) is solely at the discretion of Krug, and is dependent on the extent to which engineering, purchasing and manufacturing has been initiated by the time cancellation is requested. No order cancellations (partial or otherwise) are allowable more than 4 weeks from date of order placement (as order production is unable to be terminated by that point), and full payment of the acknowledged order value is required for any orders cancelled after 4 weeks. Cancellations may be allowable in less than 4 weeks after order placement, depending on the extent to which manufacturing has been initiated. An acceptance of order cancellation requires that the purchaser agrees to make payment for all costs incurred to the point of acceptance of cancellation. Cancellation charges include all costs for purchase of dedicated material and components, engineering costs for non-standard products, and all costs for manufacturing completed to that point, as well as a \$385 net charge for processing of the original order and for processing of cancellation invoicing.

## Pricing

Krug endeavors to ensure that all prices in this price list reflect accurately our current prices. However, errors do occur and will be rectified through notices to the field. Krug reserves the right to acknowledge pricing that may be different from the price list.

## Storage Charges

Krug reserves the right to assess a nominal storage charge if a customer does not accept shipment of an order within a week of the ship date.

## Warranty

Krug warrants the construction and the finish of all our products to be free from defects in materials and workmanship for a period of 10 years from the date of purchase. This warranty is applicable to products in use by their original purchaser. This warranty does not apply to components not manufactured by Krug including textiles, which are subject to the specific warranties of those manufacturers, if any. Textiles (fabric, leather, vinyl, or any other covering material) suppliers do not guarantee their products for durability and color fastness, and nor does Krug. Casters, mechanical and electrical components have a warranty of five years from the date of purchase. The Krug warranty does not apply to COM-specified materials, damage caused by a carrier other than Krug, or variation in wood finishes due to natural wood color variation. Krug cannot be held responsible for variations in fabric dye lots from order to order. All fabric is carefully inspected when it is received, but a degree of variation in color should be expected. Repairs or replacement of any defect covered under this warranty by Krug will be made, at our option and method, at no charge to the original purchaser during the warranty period. Krug's judgement is final and binding with respect to the nature or cause of defects or damage, and the necessity or manner of repair or replacement.

This warranty does not apply to defects or damage resulting from:

- normal wear and tear occurring with the use of the product
- negligence, misuse, excessive use, alteration, improper cleaning or repair
- substitution or use of incorrect or unauthorized components or material
- handling or installation that is incorrect, or that causes damage or defect
- damage incurred by a freight carrier other than Krug
- wearing of finishes and fabrics, and normal variations in materials (including dye lot variations)
- properties of natural materials, including wood and leather
- exposure to environments with uncontrolled temperature and humidity (products must be transported, stored and used in climate-controlled conditions)

## Blanket Wrapping

Krug will blanket wrap larger seating orders at customer's request. Please indicate on your purchase order and contact Customer Service.

## Export Packaging

Krug is pleased to provide the option for export packaging on all our products, to provide additional protection from damage. For shipments overseas, a quote for export packaging can be provided, based on the products to be ordered and the delivery destination - please contact Customer Service or Bids & Specification Support for more information and a quotation. KRUG is not responsible for shipment damage occurring on overseas shipments

Export Packaging is STRONGLY RECOMMENDED for:

- (A) all shipments outside of the lower 48 states and Canada.
- (B) all shipments that will be held in storage for an extended period prior to installation.

**Important:** Please note that Krug will not be responsible for damage claims on product shipped or stored in the above conditions but where export packaging has not been utilized.

## Dimensions

Dimensions are in inches and approximate, and subject to change without notice. Contact Customer Service if dimensions are critical.

## Installation Support

For assistance please contact Technical Support at 1-888-578-5784 x216 or e-mail [installationhelp@krug.ca](mailto:installationhelp@krug.ca) and you will be directed to the appropriate installation support person.

# GENERAL INFORMATION

## Freight Terms and Conditions

1. All product is shipped FOB the Krug factory. Freight is either pre-paid to the destination or not pre-paid, depending on established customer specific freight terms.

2. Docks at the selected delivery location must be equipped to handle a 53' trailer. If a dock is inadequate for delivery by Krug, Krug will re-deliver to another local location and any additional costs will be charged to the customer.

3. For all deliveries, it is understood that Krug or its agent is making a dock delivery only (equipped to handle a 53' trailer), and any further work of truck unloading, delivery beyond the dock, installation, and removal of packaging is not authorized or paid for by Krug.

4. Drop shipments to the installation site, and timed deliveries, are available on larger shipments (full truckloads or slightly less) at no additional charge. Drop shipments or timed deliveries for smaller shipments may not be available, or if available will require a surcharge. Deliveries on an after hours basis, or on weekends, or any other special requirements, may be subject to a surcharge. Location and contact information, and the requested time of delivery, is required at least one week prior to the acknowledged shipment date. If this information is not provided one week in advance, or if the location or time of the drop shipment is changed less than one week in advance, a surcharge may be applied, and/or the drop shipment may not be scheduled. For deliveries requested Monday to Thursday after 5:00 pm, please apply a surcharge of \$275/shipment. For deliveries requested Monday to Friday before 7:00 am, please apply a surcharge of \$275/shipment. For deliveries requested Friday (after 3:00 pm) or weekends, please apply a surcharge of \$551/shipment. (local times).

5. For all deliveries - whether to the Customer location or drop shipment - any circumstances that result in the delay of our carrier (including unsuitable receiving facilities, or facilities not open or available), service charges will be applied at the rate of \$131/hour. Where re-delivery is necessary because of these circumstances, the full cost of re-delivery will be charged. If Less Than Truck Load is delivering, one hour is allocated to unload. Any additional time required to unload after the first hour is \$131/hour. If a Truck Load is delivering the order, three hours is allocated to unload. Any additional time required to unload is \$131/hour. Direct deliveries to site for large orders are possible, (must exceed \$60,000 net), and accommodate 48 - 53' trailers. Krug is responsible for delivery to the approved delivery address. If an address change is required, this must be authorized by Krug 5 business days prior to ship date. Any additional delivery costs incurred after this time will be charged to the customer.---

## Product Strength and Durability Testing

All management seating meets or exceeds the testing requirements of ANSI/BIFMA X5.1-2011. All lounge seating meets or exceeds the testing requirements of FNAE-80-214A. Specific test results and documentation are available on request.

## Damaged Shipments

All Krug product is well engineered, carefully inspected, and expertly loaded onto our trucks at our Distribution Center. If you receive any damaged freight, we ask that you do not refuse the shipment. Krug is not responsible for damage to goods that occurs in transit or storage. It is the purchaser and/or receiver's responsibility to examine the goods upon receipt and to notify Krug of any damages, overages or shortages. Any discrepancies should be noted on the Bill of Lading. The delivering carrier will not accept responsibility for shortages or damages if signed "clear". Notification of concealed damage claims must be made to Krug Distribution within 5 days of delivery, along with digital pictures if available. All product and packaging must be available for inspection. Krug liability ceases after 5 business days and Krug will not be responsible for concealed damages if shipments are left unopened. Krug is not responsible for the condition of product that is stored or installed in an environment where temperature and humidity are not controlled.

## Field Product Report Authorization

Krug's written authorization, in the form of an FPR number, must be obtained prior to incurring charges of any kind if Krug is expected to pay these charges. This includes authorization for field repairs and replacements, installation and delivery charges. Krug reserves the right to have its representative inspect product related to any request for such authorizations, prior to that authorization being provided. Deductions from invoices paid for any charges to Krug, without prior written authorization in the form of an FPR, will not be accepted. Digital photographs may be required to complete the FPR process.

## Returns

No merchandise may be returned without Krug's prior written consent. In the event of an authorized return, a Field Product Report (FPR) number will be issued, and a restocking charge will apply. Return transportation charges must be prepaid. Unauthorized returns will not be accepted and will be returned freight collect. All merchandise being returned must be properly packaged in its original or comparable replacement packaging to ensure protection of the product during handling and transportation. Returns on orders duplicated by the customer must be received in their original packaging to be accepted. Product being returned where Krug has authorized its liability for replacement or repair will be thoroughly inspected on its return, and the results compared to the reason for the return stated on the FPR. Any discrepancies, such as additional damage, signs of usage, missing parts, etc., will result in an adjustment to the amount of credit issued.

## Custom Capabilities

Over 15% of our orders involve some type of custom work, and we invite our customers to make use of our extensive capabilities.

These include:

- 1) Dimensional customization of standard size products
- 2) Custom finishes
- 3) For larger orders, completely custom-designed products, as well as non-standard wood species can be specified.

Custom orders may require additional production lead times. Contact Engineering at the e-mail address [engquotes@krug.ca](mailto:engquotes@krug.ca).

## Care and Maintenance Leather

Leather is a natural product and requires very little care during use. Most stains can be removed with a clean dry cloth. For stubborn spots and stains, use a mild non-detergent cleaner, rinse well and let air dry naturally. Do not use saddle soap, cleaning solvents, furniture polish, oils, varnish, abrasive cleaners, soaps or ammonia waters.

## Fabric Upholstery

Professional upholstery cleaning is recommended.


## Flammability Standards for Krug Fabric Program

- Passes State of California Technical Bulletin CAL 117-2013

**Krug Textiles - Stocked Fabric Program**

**Grade 1**

**ARLO**



308 MIDNIGHT



306 PETROL



908 CHARCOAL



93 SEAL



601 PEARL



84 NUTMEG



62 OATMEAL



90 LIMESTONE

**FRANKLIN**




47 CAMEL



3009 MIDNIGHT



67 FAWN



97 CINDER



94 METAL



909 BLACK



9004 CHARCOAL




308 PETROL



108 ORCHID

**COMRADE**




309 MIDNIGHT



84 TEAK



63 LINEN



24 ALPINE




905 IRON



601 SNOW



57 MARIGOLD



31 DUCK EGG

**FELICITY**



601 IVORY



305 SKY



603 TAUPE



93 COAL



405 HENNA



64 PUTTY



62 FAWN



36 BLUEBERRY

# KRUG TEXTILES - UPHOLSTERY FABRICS



## Krug Textiles - Stocked Fabric Program

### Grade 2

#### GRADDY



25 CAPER



31 SKY



604 FLAX



901 CHAR



93 GRAY



34 SLATE



84 TEAK



98 NICKLE

#### YATES




84 BIRCH




44 CLAY



87 TAUPE



25 JUNIPER




305 INDIGO



109 CRANBERRY



803 TOAST



92 ZINC



91 SILVER



908 CHARCOAL

#### MCCOY



608 TUNDRA



601 CREME



908 CHARCOAL



62 COPPER



108 CORDOVAN



32 ROBIN'S EGG



94 MERCURY



84 BARK

#### ORIS



908 DOMINO



604 BARK



601 CREAM



306 DELFT




902 ZINC



305 MIDNIGHT



64 PUTTY




205 CHARTREUSE


Krug Textiles - Stocked Fabric Program

Grade 3

**MORITZ**



205 SPEARMINT



61 OYSTER



306 CADET



104 MULBERRY



31 AEGEAN



9008 CHARCOAL




82 CLAY



304 CAPRI


**LORENZO**



306 INDIGO



24 ALPINE




64 LINEN




91 FLANNEL



32 MIST



601 CREAM



106 HENNA




604 STUCCO

**BISCOTTI**



302 CAPRI



45 SPICE



61 DESERT



91 GRANITE

**INTRIGUE**



601 OYSTER



805 PECAN



608 STUCCO



605 STRAW



3009 MIDNIGHT



# KRUG TEXTILES - UPHOLSTERY FABRICS



## Krug Textiles - Faux Leather Program - Grade 2



## Krug Textiles - Leather Program - Grade 8

Please contact Customer Service for specific information on leathers, available colors and lead times.



## Krug Textiles - Cut fabric NET price per yard

Grade 1	\$23
Grade 2	\$35
Grade 3	\$48

## LATEX FREE

Krug products are made with latex-free materials to prevent the allergic reaction that latex causes in some people.

## CUSTOMER'S OWN MATERIAL - C.O.M.

### Customer's Own Material (COM/COL)

COM/COL must be received three weeks prior to the acknowledged ship date. Orders with COM/COL not received by the required deadline will be delayed. A description of the upholstery cover, including supplier name, pattern name, upholstery cover name and color number must be included with the purchase order.

COM/COL testing requires 3 business days and samples are to be directed to Customer Service. The customer has the option of providing the sample COM/COL before, at time of order, or once the sample COM/COL is received. If the customer does not send a sample for approval in advance of sending actual material, Krug will not be responsible for the cost of any upholstery cover or other material that it determines to be unsuitable for the product or our process.

When the COM/COL upholstery cover is received at Krug, it must be clearly identified with the upholstery cover name and color, and tagged with name of the Krug customer and purchase order number. Krug will inspect all COM/COL upholstery covers when received to determine if it will be suitable for upholstery. Where Krug feels that the upholstery cover or leather specified will compromise the quality or integrity of our products, customers will be contacted to direct these concerns. Further, Krug reserves the right to refuse to accept and use any COM upholstery covers or leathers that will compromise our products in any way that is unacceptable to Krug. Krug cannot assume responsibility for the durability or tailoring quality of customer's own material.

Yardage specified in this price guide is approximate. In the case of multiple product orders, multiply the number of items by the COM yardage specified to determine upholstery cover required, unless otherwise indicated. Additional yardage may be needed if the material is less than 54" wide, or patterned or striped and requires matching. All COMs are cut "up the roll" unless otherwise stated by the customer. All striped upholstery covers will be applied vertically unless otherwise stated by the customer and after approval by Krug. Krug will not be responsible for directional or positional problems with its application of COM material, unless it has been provided with explicit instructions by the customer. Special instructions should be sent to Krug Customer Service, including a sample (or photocopy) of the upholstery cover. Krug is not responsible for instructions sent with the upholstery cover rolls, or for the method of upholstery if no instructions have been provided.

Price increases and freight charges to COM/COL acquired on the customer's behalf will be passed onto the customer.

### Application of Directional Upholstery cover

Some COM upholstery covers will be considered directional by Krug even though they are not considered directional by the supplier. All COMs are automatically cut "up the roll" unless otherwise stated by the customer (please see below).



Standard-Cut  
"up the roll"



Non-Standard-Cut  
across the roll "railroad"

### COM/COL Shipping Procedures

For seating COM/COL upholstery covers, please send upholstery covers to:

Krug Inc.  
111 Ahrens Street  
Kitchener, Ontario  
Canada N2H 4C2

**Attention: RECEIVER**

COM/COL orders cannot be scheduled into production until the upholstery cover has arrived and inspection is complete.

All packages must be clearly marked

**"For Customs Clearance by Willson International Custom Brokers".**

According to the North American Free Trade Agreement (NAFTA), goods shipped between the United States and Canada can qualify for exemption from all duties, or for a reduction in duties, if the goods can be proven to originate in either the United States, Canada or Mexico.

Canada Customs requires that a [NAFTA Certificate of Origin](#) and a [Commercial Invoice](#) be completed and sent with the upholstery cover shipment. The Commercial Invoice must clearly state the description of the upholstery cover, the selling price, the make-up or content, and the purchaser. The absence of these two documents will delay the shipments at the U.S./Canada border, thereby potentially delaying the customer order. If the total value of the shipment is less than \$1200 U.S., Customs will accept a Low Value Statement of Origin in place of the NAFTA Certificate of Origin. The Low Value Statement must be signed by a representative of the exporting company. This statement may either be included on the commercial invoice or attached to the invoice. Krug is happy to answer any questions or concerns about COM/COL shipping procedures and the required documents.

### CAL 133 & Moisture Barrier

California Technical Bulletin 133 is a flammability test for seating. Krug offers a compliance method which, in combination with non-flammable upholstery covers, may enable the products to meet certification requirements for this test. This process at the same time also provides the products with a Moisture Barrier - a treatment that helps to prevent the passage of liquids and moisture to inside of upholstered components - thereby conferring sanitary and anti-infection benefits. So when CAL 133 is specified, the product also automatically has a Moisture Barrier, and when a Moisture Barrier is specified, the product also features the compliance method and low flammability features of CAL 133.

The application of this upcharge and the compliance method does not mean that the specific configuration of product and upholstery cover are tested and officially certified as being CAL 133 compliant. If official certification is required, Krug will provide this (through an independent certified testing laboratory) at a charge of \$962 per item, plus the cost of the product to be tested. Lead time for certification testing is typically 4-8 weeks. Krug assumes no responsibility for the testing of our products in combination with upholstery covers, or for the results of any testing conducted. Some specific configurations of product and upholstery have already been tested. Please contact Customer Service for additional information.

### C.O.L. Yardage

To calculate C.O.L. yardage required, please use the following conversions based on COM yardage: Leather must be ordered in square footage.

- 17 square feet in a yard
- Approx. 3 yards in a hide
- Approx. 51 square feet in a hide
- Please use grade 3 pricing for COL

### Upholstery Cover Yardage Calculation

To calculate yardage required for COM and other non-standard upholstery cover orders, please contact Krug Customer Service at 1.888.578.5784. Unless otherwise stated, upholstery cover rolls are assumed to be a minimum 54" wide. Please use the guide below to calculate the percentage of extra upholstery cover required to cover large repeats. The repeat is calculated by adding both the vertical and horizontal measurements together and then referring to the chart below for extra yardage required.

		2"-14"	15"-19"	20"-27"	28"-36"
FABRIC	Plain	Repeat	Repeat	Repeat	Repeat
54	0%	10%	15%	20%	25%
53-50	16%	20%	25%	30%	35%
48	16%	25%	30%	35%	40%
45	40%	50%	55%	60%	65%
36	50%	60%	65%	70%	75%

# GRADED-IN UPHOLSTERY PROGRAMS

Krug has partnered with several textile brands to grade in their offerings, designed to provide a wide range of upholstery selections for our seating products.

Upholstery pricing and availability is subject to change without notice. We grade this upholstery according to the pricing of the fabric suppliers - when their pricing changes, the Krug grade may change.

When placing an order, a Krug customer must specify the complete upholstery number, along with the appropriate Krug model number and finish. Krug will supply the complete product at the prices listed. Orders specifying graded-in upholstery cannot be cancelled once the upholstery has been ordered.

## Upholstery Grades

To determine the price of a product for graded-in upholstery, use the reference lists located on Krug's website under - Products - Textiles, to view the upholstery grade (1-9). Krug is not responsible for the discontinuation of this upholstery. Please contact Customer Service for information on upholstery not listed.

When two upholstery selections are specified for use on seating, the higher grade upholstery price will apply to the order.

High Performance upholstery; Polyurethane, Vinyl or Crypton, is particularly suitable for healthcare and other intensive-use environments.

## Upholstery Samples

If you require additional samples or memos for presentation, please contact fabric supplier directly.

## Flammability Standards

- Tunnel Test Surface Ratings Class A rating
- Class 1 UFAC
- Passes State of California Technical Bulletin CAL 117-2013

Please contact fabric supplier directly for further flammability information pertaining to specific upholstery.

## Special Conditions

Acknowledgments will give the estimated delivery date of the finished product. Some upholstery is imported, and availability may affect estimated delivery time. For large projects, please contact fabric supplier directly for availability of yardage.

# KRUG EXPRESS PROGRAM

## PROGRAM DETAILS

*KrugExpress* orders are ready to ship by the date acknowledged. Delivery and shipping schedules may result in actual shipping of orders at a later date. Statutory holidays and scheduled factory vacations may add to acknowledged lead times of *KrugExpress* orders. Unless otherwise specified on the order, the customer's standard method of shipping Krug products will be utilized.

Available factory capacity for *KrugExpress* is filled by orders received on a "first come, first serve" basis. If the normal *KrugExpress* lead time is not available for your order because available capacity has been filled, you will be immediately advised of the earliest available ready-to-ship date. Please consult your Customer Service representative in advance if you wish to confirm the specific lead time availability for a *KrugExpress* order.

Orders must be received by midnight of a given day for that day to be considered the official day the order is received. Order lead times are acknowledged from the date the order is received, but not including the date the order is received.

*KrugExpress* orders must be "clean" when received in order to be considered officially received on a given day, and lead times will be acknowledged from the date orders are determined to be "clean".

Changes to *KrugExpress* orders are not allowed under any circumstances.

Orders for product on *KrugExpress* must clearly state: "*KrugExpress*".

COM and graded-in upholstery is available on Krug Express. Orders are scheduled on Krug Express, and given the best available date, when the upholstery is received at Krug. Some conditions apply.

## SEATING & OCCASIONAL TABLES PROGRAM

Orders for seating products on the *KrugExpress* program may be subject to quantity maximums. Please contact Krug Customer Service for more information.

Quantity maximums are dependent upon available capacity, in order to insure that we ship all orders on time. Please note that the CAL 133 option is not available on *KrugExpress*.

Only standard wood finishes are available for *KrugExpress* orders. Laminates are not available on *KrugExpress*.

*Krug Express* includes all Krug seating and occasional tables as well as Krug conference and casegood products to complement this seating offering.

## WOOD FINISHES

Standard wood finishes are:

### Finishes on Beech

Appalachian Cherry  
American Cherry  
Imperial Cherry  
Light Cherry  
Medium Cherry  
Natural Cherry  
Sable Cherry  
Standard Cherry  
Light Oak  
Harvest Oak  
Mahogany  
Mellow Oak  
Espresso  
Cordovan Walnut  
Natural Walnut  
Regular Walnut  
SilverGrey on Walnut  
Dark Walnut  
Clear Beech  
Medium Anigre

### Finishes on Maple

Clear Maple  
Honey Maple  
Wheat Maple

## PALETTE

Palette finishes available for applicable products.

Black  
White  
Soft Green  
Steel Blue  
Slate

## WOOD FINISHES TO MATCH STANDARD LAMINATES

Willow on Beech  
Copper on Beech  
Shiraz Cherry on Beech  
Park Avenue Walnut on Beech  
Chocolate on Beech  
Nutmeg on Beech  
Portobello on Beech  
Ash on Beech  
Dune on Maple

## NATURAL CHARACTERISTICS OF WOOD

Wood is a natural product with inherent color variations that will never be fully mitigated by the finishing process. Please anticipate variation in colors within a single unit, from piece to piece, and from Krug wood finish samples. If a very close match is required, a sample must be provided with the order and an upcharge will apply. Exact color matches are not possible.

### Custom Wood Finishes

Add 10% list to your order for special finishes, minimum upcharge is \$630 list per finish per order. (For example, on all orders up to \$6300 list, an upcharge of \$630 will apply, on orders \$6300 and up add 10% list to your order.)

Special finish upcharges on seating products are calculated on a grade 1 value. For orders with special finishes, a sample that is a minimum 3" by 3" must be received with the order. Special finishes may add additional lead time to production schedules. Since wood is a natural product, some variations in grain, color and stain acceptance will occur. In our finishing processes, we try to minimize variations, but some variation between samples and finished goods should be anticipated.

### Dual Finishes

Add 10% list per item if specifying dual finish.

### Standard Wood Finishes

No upcharge will be applied when specifying a finish available as standard on one species onto maple seating and occasional tables. Clear finishes are not available on other species since they are a clear finish on top of the natural veneer color.

# GLIDE SELECTION CHART

Product	Floor Saver		Non-Slip Rubber	Metal	Plastic
	Nylon	Felt			
Management & Task Seating					
Aqua Stool	n/a	n/a	n/a	n/a	standard
Guest Seating					
Addison	standard	n/a	n/a	optional	optional
Blake	standard	optional	n/a	optional	optional
Dorso	n/a	optional	optional	optional	standard
Bali	standard	optional	n/a	optional	n/a
Kita	standard	optional	n/a	optional	optional
Spence	standard	optional	n/a	optional	optional
Cadence	standard	optional	n/a	optional	optional
Faeron Wood	standard	optional	n/a	optional	optional
Faeron Metal	optional	optional	optional	optional	standard
Multi-Purpose Seating					
Libra	standard	n/a	n/a	n/a	n/a
Mobi	standard	optional	optional	n/a	optional
Karma	optional	optional	optional	optional	standard
Corfu	standard	n/a	n/a	optional	n/a
Capri	n/a	n/a	n/a	n/a	standard
Bank of England	standard	optional	n/a	optional	optional
Barstools & Counter Height Seating					
Manolo	n/a	optional	n/a	n/a	standard
Karma	optional	optional	optional	optional	standard
Capri	n/a	n/a	n/a	n/a	standard
Corfu	standard	n/a	n/a	n/a	n/a
Lounge Seating					
Avatar	standard	n/a	n/a	n/a	n/a
Cressida	standard	n/a	n/a	n/a	n/a
Leyton	optional	n/a	n/a	n/a	standard
Zola	standard	optional	optional	optional	n/a
Zola Privacy	standard	optional	optional	optional	n/a
Faeron Upholstered - Wood Leg	standard	n/a	n/a	optional	optional
Faeron Upholstered - Metal Leg	standard	optional	optional	optional	n/a
Sutton-wood base	optional	optional	optional	standard	optional
Sutton-metal base	standard	n/a	n/a	n/a	optional
Carlyle-wood base	standard	optional	n/a	optional	optional
Carlyle-metal base	n/a	n/a	n/a	n/a	standard
Brio	standard	optional	optional	optional	optional
Sloane	n/a	standard	n/a	n/a	n/a
Benches					
Tate	optional	n/a	n/a	n/a	standard
Zola	standard	optional	optional	optional	n/a
Carlyle	n/a	n/a	n/a	n/a	standard

**ORDERING NOTES:** Glides options marked “n/a” are not available for that product due to leg style. Please see product pricing pages for optional glide upcharges.

## GLIDE RECOMMENDATION BY FLOORING TYPE

Glide Material	Carpet	Vinyl/Linoleum	VCT	Rubber	LVT/LVP	Ceramic Tile	Concrete	Hardwood
Nylon - Floor Saver	★★	★	★	★	NR	★	★	NR
Felt - Floor Saver	NR	★	★★	NR	★★	★★	★	★★
Rubber - Non-slip	★★	★★	★	★	NR	★	★★	NR
Metal	★	★	NR	NR	NR	★	★★	NR
Plastic	★★	★	★	★	NR	★	★★	NR

★★ = Best Solution

★ = Acceptable

NR = Not Recommended

**ORDERING NOTES:** The above chart shows our recommendation based on a clean, professionally finished floor without dust or debris between the glides and the flooring.

## BASE STYLES

Base Styles	Description
<b>Black Nylon</b>	5 blade glass reinforced molded nylon base with 2 1/4" hooded dual wheel casters.
<b>Polished Aluminum</b>	5 blade polished cast aluminum base with 2 1/4" dual wheel casters (upcharge of \$115 applies.)
<b>Seat Slider</b>	Seat slider mechanism featuring a 2" range of adjustment front to back when seated. The lever to activate this feature is located under the seat of the user's left side and is activated by a simple twist of the knob.
<b>Wood</b>	5 blade steel bar stock base with finished wood caps and 2" black hooded dual wheel casters.
<b>Chrome</b>	5 blade polished chrome base with 2 1/4" dual wheel casters.
<b>Jury Bases</b>	Jury Bases assembly consists of a black 9" diameter conical/cast base for permanently mounting a chair to the floor. Into the base is inserted a black pneumatic gas cylinder with self returning action from rotation, and self returning height feature when exiting the chair. Allows for full 360 degree rotation. Limited degrees of rotation are not available.
Jury Bases	

Pan Am  
Pan1-M11J



Bank of England  
177-J



Dorso  
D0S1-H2011J



Cadence  
CAD1-HW12J



C5  
C5E1MB41AJ



Aqua  
AQU1M33J





All products are air emissions certified and are available as FSC® certified

**krug**