

CHIT CHAT
Price and Specification Guide
USA

vizient[™]



Effective July 10, 2023

krug

Advancing Design Through Innovation

CHIT CHAT TABLES | TABLE OF CONTENTS

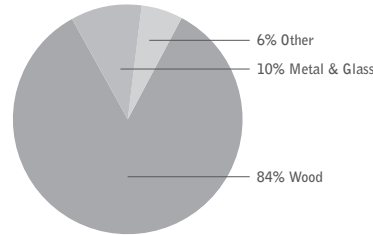
CHIT CHAT

159	Environmental Summary
160	Product Features & Options
161	Dimensions
162	Chit Chat Tables
163	Chit Chat Bar Tables
164	Chit Chat Counter Tables
165	Chit Chat Occasional Tables

LEED CI CREDITS



MATERIAL CONTENT:



PRE-CONSUMER
RECYCLED CONTENT = 81%

POST-CONSUMER
RECYCLED CONTENT = 3%

		CONTRIBUTES TO
CREDIT 2.1 - 2.2	Construction Waste Management	1-2 point(s)
CREDIT 3.3	Resource Reuse	1 point
CREDIT 4.1	Recycled Content	1 point
CREDIT 4.2	Recycled Content	1 point
CREDIT 4.5	Low Emitting Materials, Systems & Seating	1 point
CREDIT 5.1	Regional Materials*	1 point
CREDIT 7	Certified Wood (MUST BE REQUESTED)	1 point(s)

*This credit is only applicable if in total 20% of the combined value of the procurement of construction materials and in the furniture are manufactured within a radius of 500 miles. This credit will apply if the installation of the finished product occurs within 500 miles of Kitchener, Ontario.



level® CERTIFICATION

BIFMA's e3 Furniture Sustainability Standard is a voluntary, multi-attribute standard that measures the degree of sustainability of furniture. This standard evaluates product and company environmental attributes and compliance systems in a wide range of elements which include Materials, Energy & Atmosphere, Human & Ecosystem Health and Social Responsibility. Chit Chat products have earned level®, BIFMA's sustainability certification program for furniture, certification through third-party verification against the e3 standard. All Chit Chat products can be supplied with level® certification. In order to accomplish this, the product must also be ordered with the air-emissions-certification option. Contact customer service for information and upcharges.



FSC
www.fsc.org
FSC® C021699

the mark of responsible forest

AIR-EMISSIONS

All Chit Chat products can be supplied with air-emissions-certified materials. Contact customer service for information and upcharges.

FSC®

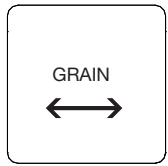
In 2005, Krug received Forest Stewardship Council® (FSC®) Chain-of-Custody certification for our manufacturing facilities. The FSC® Chain-of-Custody tracks certified wood from seedling to final sale. It signifies that the growth, harvesting and production of goods are entirely achieved through responsible forestry, which guarantees a healthy supply of forest resources for generations to come. Chit Chat and other Krug products can be specified with one of two types of FSC® Certification: (a) FSC®-certified (which includes FSC®-certified lumber, veneer and substrate material) (b) FSC®-mix certified (which includes substrate material only, and is a lower cost option certification) Contact customer service for further information, pricing and lead times.



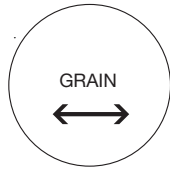
In addition, architects, designers, and building professionals can specify FSC®-certified products in order to achieve a point from the U.S. Green Building Council's Leadership in Energy and Environmental Design (LEED) Rating System.

CHIT CHAT | PRODUCT FEATURES & OPTIONS

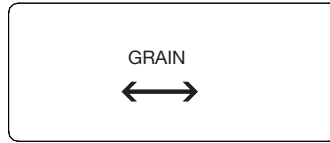
TOP SHAPE & GRAIN DIRECTION



Square



Round



Rectangle

EDGE PROFILES



Flat Edge - T



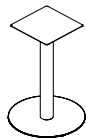
Radius Edge - D

Chit Chat Table tops are 1-1/4" thick and available in two edge profiles. **Note:** Solid Surface is only available in the D Radius edge profile. See page 348 for color options.

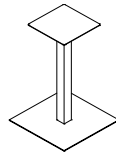
BASES



Chit Chat Table bases are available in Brushed Stainless Steel, Matte Black or White finishes with non-marring glides.



Cylindrical column with disc base




Square column with square base



Brushed Stainless Steel (-13)



Matte Black (-14)

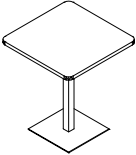


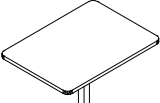
White (-44)

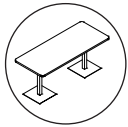
CHIT CHAT | DIMENSIONS

Model	Width	Depth	Height	Shipping Weight	Cubes
Table					
Square Table -Rounded Corners					
7261242429	24	24	29.5	40	22.25
7261303029	30	30	29.5	45	30.5
7261363629	36	36	29.5	52	40.25
Rectangular Table -Rounded Corners					
7261233029	23	30	29.5	42	18.5
7261243029	24	30	29.5	42	18.5
7261463029	45.75	30	29.5	59	32.75
7261483029	48	30	29.5	85	33.25
7261693029	68.75	30	29.5	96	47.25
7261723029	72	30	29.5	117	49
Round Table					
72052429	24D		29.5	40	15
72053029	30D		29.5	45	22
72053629	36D		29.5	62	30.25
Bar					
Square Table -Rounded Corners					
7261242442	24	24	41.75	45	21.25
7261303042*	30	30	41.75	50	31
7261363642	36	36	41.75	67	42.75
Rectangular Table -Rounded Corners					
7261233042	23	30	41.75	47	25.75
7261243042	24	30	41.75	47	25.75
7261463042	45.75	30	41.75	65	45.25
7261483042	48	30	41.75	95	47
7261693042	68.75	30	41.75	101	65.75
7261723042	72	30	41.75	127	68.5
Round Table					
72052442	25D		41.75	45	21.25
72053042	30D		41.75	50	31
72053642	36D		41.75	67	42.75
Counter					
Square Table -Rounded Corners					
7261242436	24	24	36	45	21.25
7261303036*	30	30	36	50	31
7261363636	36	36	36	67	42.75
Rectangular Table -Rounded Corners					
7261233036	23	30	36	47	25.75
7261243036	24	30	36	47	25.75
7261463036	45.75	30	36	65	45.25
7261483036	48	30	36	95	47
7261693036	68.75	30	36	101	65.75
7261723036	72	30	36	127	68.5
Round Table					
72052436	25D		36	45	21.25
72053036	30D		36	50	31
72053636	36D		36	67	42.75
Occasional					
Square Table -Rounded Corners					
7261242416	24	24	16	35	10.25
7261303016	30	30	16	40	15
7261363616	36	36	16	47	20.5
Rectangular Table -Rounded Corners					
7261233016	23	30	16	37	12.5
7261243016	24	30	16	37	12.5
7261463016	45.75	30	16	54	21.75
7261483016	48	30	16	75	22.75
7261693016	68.75	30	16	91	31.5
7261723016	72	30	16	107	32.75
Round Table					
72052416	24D		16	35	10.25
72053016	30D		16	40	15
72053616	36D		16	57	20.5

CHIT CHAT | TABLE

DESCRIPTION/MODEL		Laminate PVC Edge	HPL PVC Edge	Solid Surface top Grade A - White	Solid Surface top Grade A - Color	Solid Surface top Grade B	Solid Surface top Grade C
	Square Table, -Rounded Corners						
	Square Plate Base						
	7261242429SQ	806	966	1281	1360	1457	1607
	7261303029SQ	870	1043	1456	1551	1703	1909
	7261363629SQ	992	1191	1911	2043	2273	2577

	Rectangular Table, -Rounded Corners						
	Square Plate Base						
	7261233029SQ	821	986	1353	1440	1552	1722
	7261243029SQ	821	986	1353	1440	1552	1722
	7261463029SQ	1286	1543	2206	2340	2577	2889
	7261483029SQ	1314	1577	2281	2421	2671	2999
	7261693029SQ	1425	1709	2929	3128	3472	3927
	7261723029SQ	1457	1749	3039	3250	3610	4087

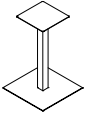


	Round Disc Base						
	7261233029DB	790	947	1320	1406	1522	1691
	7261243029DB	790	947	1320	1406	1522	1691
	7261463029DB	1223	1469	2144	2279	2516	2827
	7261483029DB	1254	1503	2218	2358	2608	2936
	7261693029DB	1360	1632	2866	3066	3408	3863
	7261723029DB	1397	1675	2977	3186	3546	4025

ORDERING NOTES:

Rectangular Chit Chat Tables 46" (45.75) and longer include two bases. Please note table sizes 23", 46" & 69" (68.75) coordinate with all Zola one, two and three-seat Benches.

	Round Table						
	Round Disc Base						
	72052429DB	775	930	1226	1305	1420	1582
	72053029DB	836	1003	1399	1493	1673	1887
	72053629DB	967	1162	1855	1983	2146	2259

Model		Price		Shipping Weight	Cubes
	Square Plate Base				
	72541828	320		39.5	1.3
	72542428	375		60.5	1.6

ORDERING NOTES:

A single 18" base can be used with tops up to a maximum of 30 inches.

	Round Disc Base				
	72141828	287		39.5	1.3
	72142428	352		60.5	1.6

ORDERING NOTES:

A single 18" base can be used with tops up to a maximum of 30 inches.

ORDERING PROCEDURE

To order please specify the following:

1. Select model number
2. Select top material
3. Select a color for top
4. Select base finish
5. Select edge profile

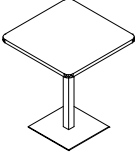
BASE FINISH

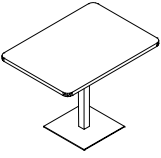
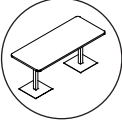
- Round Disc Base, Brushed Stainless- DB-13
- Square Plate Base, Brushed Stainless- SQ-13
- Round Disc Base, White- DB-44
- Square Plate Base, White- SQ-44
- Round Disc Base, Matte Black- DB-14
- Square Plate Base, Matte Black- SQ-14

MATERIALS

For a complete list of Solid Surface colors please see page 348. Solid Surface is only available in the D Radius edge profile.

For a complete list of Laminate colors please see page 179.


DESCRIPTION/MODEL		Laminate PVC Edge	HPL PVC Edge	Solid Surface top Grade A - White	Solid Surface top Grade A - Color	Solid Surface top Grade B	Solid Surface top Grade C
Square Table, -Rounded Corners 	Square Plate Base						
	7261242442SQ	849	1017	1325	1403	1500	1650
	7261303042SQ*	914	1096	1499	1594	1746	1952
	7261363642SQ	1037	1244	1955	2086	2317	2620

Rectangular Table, -Rounded Corners  	Square Plate Base						
	7261233042SQ	864	1037	1396	1481	1595	1765
	7261243042SQ	864	1037	1396	1481	1595	1765
	7261463042SQ	1373	1647	2293	2426	2663	2976
	7261483042SQ	1401	1680	2368	2507	2756	3084
	7261693042SQ	1510	1813	3014	3214	3559	4012
	7261723042SQ	1544	1854	3126	3334	3696	4173
	Round Disc Base						
	7261233042DB	813	973	1343	1429	1543	1713
	7261243042DB	813	973	1343	1429	1543	1713
	7261463042DB	1275	1529	2189	2324	2561	2872
	7261483042DB	1298	1557	2262	2404	2653	2981
	7261693042DB	1405	1687	2911	3111	3454	3909
	7261723042DB	1441	1727	3022	3232	3592	4070

ORDERING NOTES:

Rectangular Chit Chat Tables 46" (45.75) and longer include two bases.

Please note table sizes 23", 46" & 69" (68.75) coordinate with all Zola one, two and three-seat Benches.

Round Table 	Round Disc Base						
	72052442DB	796	957	1249	1327	1443	1605
	72053042DB	858	1030	1420	1515	1695	1909
	72053642DB*	989	1187	1882	2009	2171	2285

Model		Price		Shipping Weight	Cubes
Square Plate Base 	72541841	362		42.5	1.6
	72542441	419		63.5	1.9

ORDERING NOTES:

A single 18" base can be used with tops up to a maximum of 30 inches.

Round Disc Base 	72141841	309		42.5	1.6
	72142441	378		63.5	1.9

ORDERING NOTES:

A single 18" base can be used with tops up to a maximum of 30 inches.

ORDERING PROCEDURE

To order please specify the following:

1. Select model number
2. Select top material
3. Select a color for top
4. Select base finish
5. Select edge profile

BASE FINISH

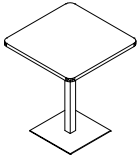
Round Disc Base, Brushed Stainless- DB-13
 Square Plate Base, Brushed Stainless- SQ-13
 Round Disc Base, White- DB-44
 Square Plate Base, White- SQ-44
 Round Disc Base, Matte Black- DB-14
 Square Plate Base, Matte Black- SQ-14

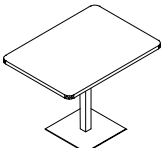
MATERIALS

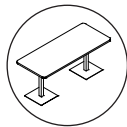
For a complete list of Solid Surface colors please see page 348. Solid Surface is only available in the D Radius edge profile.

For a complete list of Laminate colors please see page 347.

CHIT CHAT | COUNTER


DESCRIPTION/MODEL		Laminate PVC Edge	HPL PVC Edge	Solid Surface top Grade A - White	Solid Surface top Grade A - Color	Solid Surface top Grade B	Solid Surface top Grade C
	Square Plate Base						
	7261242436SQ	849	1017	1325	1403	1500	1650
	7261303036SQ*	914	1096	1499	1594	1746	1952
	7261363636SQ	1037	1244	1955	2086	2317	2620

	Square Plate Base						
	7261233036SQ	864	1037	1396	1481	1595	1765
	7261243036SQ	864	1037	1396	1481	1595	1765
	7261463036SQ	1373	1647	2293	2426	2663	2976
	7261483036SQ	1401	1680	2368	2507	2756	3084
	7261693036SQ	1510	1813	3014	3214	3559	4012
	7261723036SQ	1544	1854	3126	3334	3696	4173
	Round Disc Base						
	7261233036DB	813	973	1343	1429	1543	1713
	7261243036DB	813	973	1343	1429	1543	1713
	7261463036DB	1275	1529	2189	2324	2561	2872
	7261483036DB	1298	1557	2262	2404	2653	2981
	7261693036DB	1405	1687	2911	3111	3454	3909
	7261723036DB	1441	1727	3022	3232	3592	4070



ORDERING NOTES:

Rectangular Chit Chat Tables 46" (45.75) and longer include two bases.
Please note table sizes 23", 46" & 69" (68.75) coordinate with all Zola one, two and three-seat Benches.

	Round Disc Base						
	72052436DB	796	957	1249	1327	1443	1605
	72053036DB	858	1030	1420	1515	1695	1909
	72053636DB*	989	1187	1882	2009	2171	2285

Model		Price		Shipping Weight	Cubes
	Square Plate Base	72541836	362	41.5	1.4
		72542436	419	62.5	1.7

ORDERING NOTES:

A single 18" base can be used with tops up to a maximum of 30 inches.

	Round Disc Base	72141836	309	41.5	1.4
		72142436	378	62.5	1.7

ORDERING NOTES:

A single 18" base can be used with tops up to a maximum of 30 inches.

ORDERING PROCEDURE

To order please specify the following:

1. Select model number
2. Select top material
3. Select a color for top
4. Select base finish
5. Select edge profile

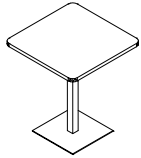
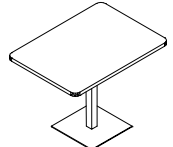
BASE FINISH

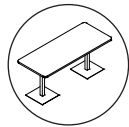
Round Disc Base, Brushed Stainless- DB-13
 Square Plate Base, Brushed Stainless- SQ-13
 Round Disc Base, White- DB-44
 Square Plate Base, White- SQ-44
 Round Disc Base, Matte Black- DB-14
 Square Plate Base, Matte Black- SQ-14

MATERIALS & FINISHES

For a complete list of Solid Surface colors please see page 348. Solid Surface is only available in the D Radius edge profile.

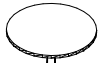
For a complete list of Laminate colors please see page 347.

DESCRIPTION/MODEL		Laminate PVC Edge	HPL PVC Edge	Solid Surface top Grade A - White	Solid Surface top Grade A - Color	Solid Surface top Grade B	Solid Surface top Grade C
Square Table, -Rounded Corners 	Square Plate Base						
	7261242416SQ	806	966	1281	1360	1457	1607
	7261303016SQ	870	1043	1456	1551	1703	1909
	7261363616SQ	992	1191	1911	2043	2273	2577
Rectangular Table, -Rounded Corners 	Square Plate Base						
	7261233016SQ	821	986	1353	1440	1552	1722
	7261243016SQ	821	986	1353	1440	1552	1722
	7261463016SQ	1286	1543	2206	2340	2577	2889
	7261483016SQ	1314	1577	2281	2421	2671	2999
	7261693016SQ	1425	1709	2929	3128	3472	3927
	7261723016SQ	1457	1749	3039	3250	3610	4087
	Round Disc Base						
	7261233016DB	790	947	1320	1406	1522	1691
	7261243016DB	790	947	1320	1406	1522	1691
	7261463016DB	1223	1469	2144	2279	2516	2827
	7261483016DB	1254	1503	2218	2358	2608	2936
	7261693016DB	1360	1632	2866	3066	3408	3863
	7261723016DB	1397	1675	2977	3186	3546	4025



ORDERING NOTES:

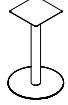
Rectangular Chit Chat Tables 46" (45.75) and longer include two bases. Please note table sizes 23", 46" & 69" (68.75) coordinate with all Zola one, two and three-seat Benches.

Model		Price		Shipping Weight	Cubes		
Round Table 	Round Disc Base						
	72052416DB	775	930	1226	1305	1420	1582
	72053016DB	836	1003	1399	1493	1673	1887
	72053616DB	967	1162	1855	1983	2146	2259

Model		Price		Shipping Weight	Cubes
Square Plate Base 	72541815	320		37	1.1
	72542415	375		58	1.4

ORDERING NOTES:

A single 18" base can be used with tops up to a maximum of 30 inches.

Round Disc Base 	72141815	287		37	1.1
	72142415	352		58	1.4

ORDERING NOTES:

A single 18" base can be used with tops up to a maximum of 30 inches.

ORDERING PROCEDURE

To order please specify the following:

1. Select model number
2. Select top material
3. Select a color for top
4. Select base finish
5. Select edge profile

BASE FINISH

Round Disc Base, Brushed Stainless- DB-13
 Square Plate Base, Brushed Stainless- SQ-13
 Round Disc Base, White- DB-44
 Square Plate Base, White- SQ-44
 Round Disc Base, Matte Black- DB-14
 Square Plate Base, Matte Black- SQ-14

MATERIALS & FINISHES

For a complete list of Solid Surface colors please see page 348. Solid Surface is only available in the D Radius edge profile.

For a complete list of Laminate colors please see page 347.



www.fsc.org
FSC® C021699

The mark of responsible forestry



All products are air emissions certified and are available as FSC® certified

krug

solutions@krug.ca | www.krug.ca | 1.888.578.KRUG