

## **CRESSIDA**

Price and Specification Guide

**GSA**

**GS-03F-084DA**



# TERMS & CONDITIONS | INFORMATION FOR ORDERING ACTIVITIES

## General Services Administration Federal Supply Schedule

FSC Groups 7110, 7125  
Subcategory: Furniture  
CONTRACT NUMBER: GS-03F-084DA  
CONTRACT PERIOD: April 1, 2016 through March 31, 2026  
CONTRACTOR/ ADMINISTRATOR: Mira Jaksic-Husic  
Krug Inc.  
421 Manitou Drive  
Kitchener, Ontario, Canada  
Tel: 1-800-265-2796  
Fax: 1-800-265-2798

### 1. List of Special Item Numbers on Contract

33721P Packaged Office Furniture w Ancillary Installation Services  
33721 Office Furniture w Ancillary Installation Services  
339113H Healthcare Furniture w Ancillary Installation Services  
OLM Order Level Materials

2. SPECIAL ITEM NUMBER	MAXIMUM ORDER
33721P	\$5,000,000
33721	\$250,000
339113H	\$500,000
OLM	\$250,000

3. SPECIAL ITEM NUMBER	MINIMUM ORDER
33721P	\$100.00
33721	\$100.00
339113H	\$100.00
OLM	NA

### 4. Geographic Coverage

48 contiguous States and Washington, DC

### 5. Point of Production

Krug Inc.  
421 Manitou Drive  
Kitchener, Ontario, CANADA  
N2C 15L

### 6. Discount from List Prices

33721P Package Office Furniture Krug Product Discounts As Below  
GSA Teaming Partner Products at their  
Approved GSA Discount Terms. Krug  
Installation Charge 12.75% of Net Order  
(Max.). No Charge for Project Mgt Services.

33721 Office Furniture	
Executive Office Furniture	56.6%
Executive Conference Furniture	56.6%
Tables and Accessories	56.6%
Fully Upholstered Lounge Furniture	56.6%
Multiple Seating	56.6%
Multi-Purpose Seating	56.6%
Stacking Chairs	56.6%
Installation Ancillary to these products	12.75% Charge of Net Order (Max.)

339113H Healthcare Furniture	
Hospital Patient Room Furniture	56.6%
Hospital Geriatric Chairs & Lounge Seating	56.6%
Patient Service Systems	56.6%
Installation Ancillary to these products	12.75% Charge of Net Order (Max.)

### 7. Quantity Discounts (off Net pricing)

Multiple Seating, Multipurpose Seating, Stacking  
Chairs

25,001 – 50,000	1%
50,001 – 100,000	2%
100,001 – 150,000	3%
150,001 – 250,000	4%

Lounge Seating, Tables & Accessories

25,000 – 50,000	1%
50,001 – 75,000	2%
75,001 – 100,000	3%
100,001 – 180,000	4%
180,001 – 200,000	5%
200,001 – 250,000	6%

Hosp/Geriatric Chairs and Lounge, Patient Room  
Furniture, Patient Service Systems

\$100,000 - \$200,000	1%
\$200,000.01 - \$300,000	1.5%
\$300,000.01 - \$400,000	2%
\$400,000.01 - \$500,000	2.5%

Quantity Discounts for Executive Office and  
Executive Conference are no longer applicable  
based on the MAS Consolidation revisions to  
Maximum Order Limits.

### 8. Prompt Payment Terms

Net 30 Days

### 9. Visa and MasterCard are accepted above and below the micro-purchase threshold.

NOTE: No additional discount will be offered on  
orders placed using credit cards.

### 10. Foreign Items

All items manufactured in Canada.

### 11a. Time of Delivery

60-90 Days ARO for all items.

### 11b. Expedited Delivery

Please contract Krug GSA Customer Service for  
information on Expedited Delivery/Krug Express  
Program. 1-800-265-2796

### 11c. Overnight & 2 day Delivery

N/A

### 11d. Urgent Requirements

Please contact Krug for urgent requirements.

### 12. F.O.B. Point

Destination

### 13. Payment Address

Same as above

# TERMS & CONDITIONS | INFORMATION FOR ORDERING ACTIVITIES

## 14. Warranty

For commercial products, Krug warrants the construction and the finish of all our products to be free from defects in materials and workmanship for a period of 10 years from the date of purchase. For Krug Healthcare products (as outlined in the US Healthcare price and specification Guide dated March 1, 2019), Krug warrants the construction and finish of all Healthcare products to be free from defects in materials and workmanship for the lifetime of their use. This warranty is applicable to products in use by their original purchaser. This warranty does not apply to components not manufactured by Krug including textiles, which are subject to the specific warranties of those manufacturers, if any. Textiles (fabric, leather, vinyl, or any other covering material) suppliers do not guarantee their products for durability and color fastness, and nor does Krug.

Casters, mechanical and electrical components have a warranty of five years from the date of purchase. The Krug warranty does not apply to COM-specified materials, damage caused by a carrier other than Krug, or variation in wood finishes due to natural wood color variation. Krug cannot be held responsible for variations in fabric dye lots from order to order. All fabric is carefully inspected when it is received, but a degree of variation in color should be expected. Repairs or replacement of any defect covered under this warranty by Krug will be made, at our option and method, at no charge to the original purchaser during the warranty period. Krug's judgement is final and binding with respect to the nature or cause of defects or damage, and the necessity or manner of repair or replacement.

This warranty does not apply to defects or damage resulting from:

- normal wear and tear occurring with the use of the product
- negligence, misuse, excessive use, alteration, improper cleaning or repair
- substitution or use of incorrect or unauthorized components or material
- handling or installation that is incorrect, or that causes damage or defect
- damage incurred by a freight carrier other than Krug
- wearing of finishes and fabrics, and normal variations in materials (including dye lot variations)
- properties of natural materials, including wood and leather
- exposure to environments with uncontrolled temperature and humidity (products must be transported, stored and used in climate controlled conditions)

Note, specific warranties for components and materials not manufactured by Krug: Height Adjustable Mechanism Warranty Krug warrants to the original consumer purchaser its Height Adjustable Mechanism that it will be free from defects in material and workmanship. This limited warranty covers material and manufacturing defects, which cause a non-conformance in the function of a table base and is limited to the following products and warranty term determined from their dates of purchase: a) Electronic components such as control boxes, hand switches and motors – two (2) years b) Mechanical components such as crank drives, spindles – five (5) years c) Structural components such as J-channels, feet and top supports – ten (10) years. The start of the warranty period is the documented date of your purchase of the product. The warranty herein is made to and for the benefit of the original consumer purchaser of the product and is non-transferable. If you discover a defect in material or workmanship during the warranty period, and Krug agrees that the defect exists, Krug will, at its option, repair or replace the Product at no charge to you, provided it is returned during the warranty period. In the unlikely event that your product should require repair or replacement during the warranty period, please contact Krug to obtain warranty service. The warranty period on replacement products is the remainder of the warranty on the original product or 30 days, whichever is longer.

Jordan Sleepers Heavy-Duty Mechanism, made with heavy gauge steel and minimal moving parts - is backed by a 5-year warranty on the mechanism itself, in addition to the lifetime warranty on the rest of the product. If it does become damaged or degraded, the mechanism can be field-replaced. Juno and Trevisa Overbed Tables have a 2-year warranty.

## 15. Export Packing Charges

Quoted upon request

## 16. Terms and Conditions of Government Commercial Credit Card

ACCEPTANCE: KRUG will accept the government commercial credit card but will not Offer any additional discount for orders placed using the credit card

## 17. Term and Conditions of Rental Maintenance and Repair.

N/A

## 18. Term and Conditions of Installation

N/A

## 19. Term and Conditions of Repair

N/A

## 20a. Term and Conditions for any other services

N/A

## 20. Service and Distribution points

Call contractor

## 21. Participating Dealers

Call contractor

## 22. Preventative Maintenance

N/A

## 23. Environmental Attributes

Krug maintains a program to reduce the impact on the environment of our products and operations.

## 24. Data Universal Number System (DUNS) number

251476669

## 25. Notification regarding registration in SAM.

Krug Inc.'s registration in SAM is current, accurate and valid.

## 26 Cage Code: 37310

# TABLE OF CONTENTS

## **i    TERMS & CONDITIONS**

### **CRESSIDA | GUEST BACK**

- 2    Cressida Environmental Summary
- 3    Cressida Features
- 4    Cressida Options
- 4    Cressida Dimensions & COM Requirements
- 5    Cressida Guest Pricing

### **CRESSIDA | PATIENT BACK**

- 7    Cressida Environmental Summary
- 3    Cressida Features
- 4    Cressida Options
- 8    Cressida Dimensions, COM Requirements & Option Upcharges
- 9    Cressida Patient Pricing

### **CRESSIDA | MULTIPLE GUEST & PATIENT SEATING**

- 3    Cressida Features
- 4    Cressida Options
- 10    Cressida Multiple Seating Instructions
- 12    Cressida Dimensions & COM Requirements Pre-Configured Units
- 13    Cressida Multiple Seating Pre-Configured Units Pricing
- 15    Cressida Dimensions & COM Requirements Start, Center & End
- 16    Cressida Multiple Seating Start, Center & End Units Pricing
- 21    Cressida Freespan Dimensions & COM Requirements
- 22    Cressida Freespan Multiple Seating Pricing

### **CRESSIDA | LOUNGE**

- 26    Cressida Environmental Summary
- 27    Cressida Lounge Features & Options
- 28    Cressida Dimensions, COM Requirements & Option Upcharges
- 29    Cressida Lounge Pricing

### **CRESSIDA | TABLES**

- 36    Cressida Environmental Summary
- 37    Cressida Box-Style Tables
- 38    Cressida Box-Style Linking Tables
- 39    Cressida Slab-Style Linking Tables
- 40    Cressida Light-Style Tables
- 40    Cressida Light-Style Linking Tables

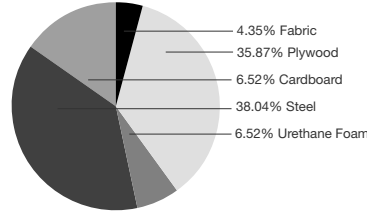
### **GENERAL INFORMATION**

- 42    Terms & Conditions
- 42    Warranty
- 44    KRUG Textiles - Upholstery Fabrics
- 46    KRUG Textiles - Leather & Faux Leather
- 48    Customer's Own Material (COM/COL)
- 48    CAL 133 & Moisture Barrier
- 49    Graded-In Upholstery Programs
- 49    *KRUGEXPRESS* Program
- 50    Wood Finishes
- 50    Standard Laminates
- 51    Solid Surface Program
- 51    Metal Finishes
- 51    Urethane Color Options

## LEED CI CREDITS



### MATERIAL CONTENT:



### PRE-CONSUMER

RECYCLED CONTENT = 6.66%

### POST-CONSUMER

RECYCLED CONTENT = 22.07%

Up to 53.26% of this Cressida product is recyclable at the end of its useful life.

	CONTRIBUTES TO	
CREDIT 2.1 - 2.2	Construction Waste Management	1-2 point(s)
CREDIT 3.3	Resource Reuse	1 point
CREDIT 4.1	Recycled Content	1 point
CREDIT 4.2	Recycled Content	1 point
CREDIT 4.5	Low Emitting Materials, Systems & Seating	1 point
CREDIT 5.1	Regional Materials*	1 point
CREDIT 7	Certified Wood (MUST BE REQUESTED)	1 point(s)

\*This credit is only applicable if in total 20% of the combined value of the procurement of construction materials and in the furniture are manufactured within a radius of 500 miles. This credit will apply if the installation of the finished product occurs within 500 miles of Kitchener, Ontario.

## level® CERTIFICATION, AIR EMISSIONS AND FSC® CERTIFICATION



### level® CERTIFICATION

BIFMA's e3 Furniture Sustainability Standard is a voluntary, multi-attribute standard that measures the degree of sustainability of furniture. This standard evaluates product and company environmental attributes and compliance systems in a wide range of elements which include Materials, Energy & Atmosphere, Human & Ecosystem Health and Social Responsibility. Cressida products have earned level®, BIFMA's sustainability certification program for furniture, certification through third-party verification against the e3 standard.

### AIR-EMISSIONS

All Cressida products are supplied with air-emissions certified. Contact customer service for information.



### FSC®

In 2005, Krug received Forest Stewardship Council® (FSC®) Chain-of-Custody certification for our manufacturing facilities. The FSC® Chain-of-Custody tracks certified wood from seedling to final sale. It verifies that the material for our FSC® certified products only come from well-managed, FSC®-certified forests and other controlled sources. FSC® is dedicated to the promotion of responsible forest management worldwide helping to take care of forests for future generations. Cressida and other Krug products can be specified with FSC® Certification. Contact customer service for further information, pricing and lead times.



Architects, designers, and building professionals can specify FSC®-certified products in order to achieve a point from the U.S. Green Building Council's Leadership in Energy and Environmental Design (LEED) Rating System.



## CRESSIDA | GUEST, PATIENT & MULTIPLE FEATURES & OPTIONS



### CLEAN OUT

All Cressida seating models have a built-in clean out feature: a space at the back of the seat that allows dirt, debris and liquid to fall to the floor for easy clean up and maintenance - designed so that it does not detract from the comfort or appearance of the product.



### POLYMER ARM CAP

The optional arm cap provides enhanced durability and protection for the arms. Arm cap is available in Grey or Black and is field replaceable if it becomes damaged or degraded.



### WOOD ARM

Wood Arms are available in either beech or maple hardwood and in 22 Krug standard finishes.



### WALL SAVER

The angle of the back and the rear legs are designed to keep the back away from the wall, to prevent wear and damage to both the chairs and to the walls of the facility.



### METAL BACK LEGS

Cressida's metal back legs are built from structural rectangular steel tubing for exceptional strength and appealing design. Silver Metallic is offered as Krug's standard finish, additional metal finish colors are available at an upcharge - please contact Customer Service for pricing and more information.



### METAL TO METAL CONNECTIONS

Steel seat frames are joined to other components, and to each other in the multiple seating products, with hardened steel bolts and inserts, ensuring exceptional durability and strength, and easy reconfigurability, as well as on-site replacement of damaged or degraded components.

### STEEL SEAT FRAME

Seats are constructed of high strength plywood with suspension webbing. The upholstered seat assembly is then further supported by steel frame construction running below the plywood.

### FINISH DURABILITY

The Krug Enduraguard finish, a proprietary catalyzed varnish formulation, has been repeatedly shown, through independent laboratory testing, to be the industry leader in durability and abrasion resistance. The Krug finish looks better longer than competitors, and is uniquely suited to the demands of healthcare environments.

### PLUS UPGRADE

Cressida 30" and 44" models feature Plus Upgrade. Plus Seating has been engineered to support higher weight capacities, accommodating a wider variety of users.

### LATEX FREE

Krug products are made with latex-free materials to prevent the allergic reaction that latex causes in some people.

### WEIGHT CAPACITIES

Cressida weight capacities are as follows:

Guest & Patient Chairs (21" & 24") - 350 lbs

Plus Chairs (30" & 44") - 750 lbs

Multiple Seating & Pre-configured - 350 lbs per seat

2-Seat Freespan - 525 lbs per unit

3-Seat Freespan - 750 lbs per unit

### REPLACEABLE COMPONENTS

Cressida chairs are uniquely designed to allow virtually all major components to be field replaced, providing a very cost effective means to significantly extend the life of the product. Seats, backs, frames are field replaceable.

### CUSTOM CAPABILITIES

Modifications in dimension, seat and back shape or thickness, and other modifications are possible with Krug's capability to customize for specific requirements and needs. We can also provide custom finishes.

### ADDITIONAL FEATURES

- Lifetime warranty
- Available CAL 133 option

## OPTIONS

### CLEANABLE UNDER-SEAT SPLASHGUARD

All Cressida seating models are available with a plastic moisture barrier that covers and encloses the underside of the seat (while still allowing air transfer and ventilation in and out of the seat cushion). The Splashguard significantly enhances the germ resistance properties of the product, by enclosing the part of the chair that can be most susceptible to infection-causing pathogens. The Splashguard is a smooth, easy to clean surface, either while on the chair or when removed, and is also field replaceable.

### METAL FINISH OPTIONS

Silver Metallic frames are available with an anti-microbial finish for an upcharge of **\$61 list** per arm frame pair or table. Additional Frame Finishes, which include anti-microbial finish, are available for an upcharge of **\$61 list** per per arm frame pair or table. Available colors are: White, Parchment, Sand, Taupe, Warm Grey, Cool Grey or Black. For all metal finishes other than Silver Metallic Standard, there is a minimum order quantity of 30 units per color. Upcharges for order quantities less than 30 units per color or custom metal finishes, please contact Customer Service to obtain a quote.

### GANGING

All Cressida freestanding chairs can be ganged using a ganging bracket. The powder coated metal bracket is fastened to the inside face of each side frame. Ganging Bracket kit is available for an upcharge of **\$80 list** per chair.

### ADJUSTABLE HEADREST

The adjustable headrest uses dual density foam providing excellent support and comfort. The headrest is securely fastened using an innovative clip allowing the headrest to be easily removed for cleaning and/or replacement. The headrest is easily adjusted by sliding the headrest vertically allowing the user to maximize their comfort.



## CRESSIDA | GUEST, PATIENT & MULTIPLE OPTIONS

### COMBINATION UPHOLSTERY OPTION

When combination upholstery is specified with fabric of the same grade or COM, an upcharge for dual fabrics is **\$32 list** per unit and **\$61 list** per unit for three fabrics will be applied. When graded in combination upholstery is selected, use the highest grade upholstery selected or to obtain a quote for blended grading contact Customer Service (please provide the fabrics specified and location of where each fabric is to be applied on the product).

### MOISTURE BARRIER & CAL 133

California Technical Bulletin 133 is a flammability test for seating. Krug offers a compliance method, in combination with non-flammable upholstery covers, may enable products to meet certification requirements for this test. This process at the same time also provides the products with a Moisture Barrier - a treatment that helps to prevent the passage of liquids and moisture to inside of the upholstered components - thereby conferring sanitary and anti-infection benefits. So when CAL 133 is specified, the product also automatically has a Moisture Barrier, and when a Moisture Barrier is specified, the product also features the compliance method and low flammability features of CAL 133.

The application of this up-charge and the compliance method does not mean that the specific configuration of product and upholstery cover are tested and officially certified as being CAL133 compliant. If the official certification is required, Krug will provide this (through an independent certified testing laboratory) at a charge of \$833 per

item, plus the cost of the product to be tested. Lead time for certification testing is typically 4-8 weeks.

Krug assumes no responsibility for the testing of our products in combination with upholstery covers, or for the results of any testing conducted. Some specific configurations of products and upholstery have already been tested. Please contact Customer Service for additional information. CAL 133 and Moisture Barrier is available for **\$61 list** per yard

### REMOVABLE COVERS & REPLACEMENT COMPONENTS

Cressida chair (all sizes) are available with Removeable Seat Covers for an upcharge of **\$81 list** per chair. Cressida chairs with Guest Backs (21", 24") are available with Removeable Back Covers for an upcharge of **\$52 list** per chair. Cressida 30" and 44" chairs with Guest Backs are also available with Removeable back cover option for an upcharge of **\$81 list** per chair. Cressida chairs with Patient Backs (21", 24") are available with Removeable Back Covers for an upcharge of **\$77 list** per chair. Cressida 30" chairs with Patient Backs are also available with removeable back cover option for an upcharge of **\$131 list** per chair.

Replacement seat and back covers can be quickly installed on Cressida products that were originally ordered with the Removeable cover option. Replacement seat and back covers can also be installed on Cressida products that were not originally ordered with the Removeable cover option, with some simple staple removal on the original seats and backs.

## CRESSIDA | GUEST

### DIMENSIONS & COM REQUIREMENTS

	Overall Width	Overall Depth	Overall Height	Seat Height	Height of Arms from Floor	Width Between Arms	Seat Depth	Shipping Weight	Cube
21" Seat	24.5	28.5	33.75	18.5	26	21	18.75	42	14
24" Seat	27.5	28.5	33.75	18.5	26	24	18.75	46	19
30" Seat	33.5	28.5	33.75	18.5	26	30	18.75	57	20
44" Seat	47.5	28.5	33.75	18.5	26	44	18.75	69	28

### COM - YARDAGE REQUIREMENTS





	COM Yardage Seat & Back	COM Yardage Seats Only	COM Yardage Back Only	COM Yardage Closed Arm Panel
21" - One Chair	1.4	0.8	0.7	.8
21" - Two Chairs	2.59	1.19	1.4	.8
21" - Three Chairs	4.08	2	2.08	.8
21" - Four Chairs	5.18	2.38	2.8	.8
24" - One Chair	1.75	0.8	1.4	.8
24" - Two Chairs	3.3	1.19	2.08	.8
24" - Three Chairs	5.05	2	3.48	.8
24" - Four Chairs	6.6	2.38	4.16	.8
30" - One Chair	2.5	1.1	1.4	.8
30" - Two Chairs	5	2.2	2.8	.8
30" - Three Chairs	7.5	3.3	4.2	.8
30" - Four Chairs	10	4.4	5.6	.8
44" - One Chair	2.5	1.1	1.4	.8
44" - Two Chairs	5	2.2	2.8	.8
44" - Three Chairs	7.5	3.3	4.2	.8
44" - Four Chairs	10	4.4	5.6	.8

Note: Some vinyls, leathers & upholsteries are not suitable for application on Cressida seating.

The approval process is as follows:

1. A sample of the COM must be provided to Krug Customer Service prior to or at the time of order.
2. The sample will be reviewed and the customer advised if the fabric is unsuitable.
3. The COM fabric or leather will be inspected when received at the factory, to identify any further concerns with its suitability.

CRESSIDA | GUEST

DESCRIPTION	MODEL	SPECIES	COM		COL	FABRIC GRADES			LEATHER		
			1	2	3	4	5	6	7	8	9
	21" Open Arm CRE2-G21OPS	Beech, Maple	984	1035	1087	1185	1282	1371	1474	1579	1770
	21" Open Arm with arm cap CRE2-G21OPP		1008	1056	1110	1207	1304	1392	1494	1598	1792
	21" Closed Arm CRE2-G21CLS	Beech, Maple	1256	1345	1424	1556	1690	1815	1958	2109	2349
	21" Closed Arm with arm cap CRE2-G21CLP		1279	1366	1446	1579	1712	1835	1979	2131	2373
	24" Open Arm CRE2-G24OPS	Beech, Maple	1040	1087	1138	1233	1337	1433	1530	1633	1824
	24" Open Arm with arm cap CRE2-G24OPP		1063	1110	1158	1254	1356	1455	1552	1654	1846
	24" Closed Arm CRE2-G24CLS	Beech, Maple	1313	1398	1472	1603	1746	1875	2012	2163	2406
	24" Closed Arm with arm cap CRE2-G24CLP		1336	1421	1493	1622	1767	1897	2034	2185	2428

ORDERING NOTES:  
COMBINATION UPHOLSTERY OPTION



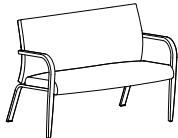
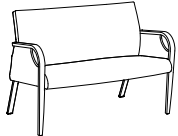
When combination upholstery is specified with fabric of the same grade or COM, an upcharge for dual fabrics is **\$32 list** per unit and **\$61 list** per unit for three fabrics will be applied. When graded in combination upholstery is selected, use the highest grade upholstery selected or to obtain a quote for blended grading contact Customer Service (please provide the fabrics specified and location of where each fabric is to be applied on the product).Replacement seat and back covers can be quickly installed on Cressida products that were originally ordered with the Removeable cover option.  
Replacement seat and back covers can also be installed on Cressida products that were not originally ordered with the Removeable cover option, with some simple staple removal on the original seats and backs.

Cressida Option Upcharges	\$ List
Moisture Barrier (per yard)	61
Removable Seat Covers	81
Guest Removeable 21" & 24" Back Covers	52
21" & 24" Cleanable Under-Seat Splashguard	57

PRODUCT CODE KEY

Line	Series	Chair Style	Size	Arm Style
<div>CRE</div> Cressida	<div>2</div> Chair	<div>G</div> Guest	<div>21</div>	<div>OPS</div> Open Arm
			<div>24</div>	<div>OPP</div> Open Arm Polymer Arm Cap
				<div>CLS</div> Closed Arm
				<div>CLP</div> Closed Arm Polymer Arm Cap



DESCRIPTION	MODEL	SPECIES	COM		COL	FABRIC GRADES			LEATHER		
			1	2	3	4	5	6	7	8	9
	30" Open Arm CRE2-G30OPS	Beech, Maple	1212	1249	1321	1461	1672	1824	1916	2067	2361
	30" Open Arm with arm cap CRE2-G30OPP		1234	1270	1344	1483	1694	1846	1937	2090	2383
	30" Closed Arm CRE2-G30CLS	Beech, Maple	1485	1599	1698	1877	2084	2269	2461	2667	3016
	30" Closed Arm with arm cap CRE2-G30CLP		1508	1622	1722	1899	2105	2291	2483	2688	3038
	44" Open Arm CRE2-G44OPS	Beech, Maple	1465	1542	1625	1775	1921	2081	2237	2388	2699
	44" Open Arm with arm cap CRE2-G44OPP		1488	1564	1647	1797	1942	2101	2260	2411	2721
	44" Closed Arm CRE2-G44CLS	Beech, Maple	1739	1854	1961	2147	2329	2523	2721	2921	3280
	44" Closed Arm with arm cap CRE2-G44CLP		1759	1874	1984	2170	2349	2544	2743	2943	3300

## ORDERING NOTES:

### COMBINATION UPHOLSTERY OPTION

When combination upholstery is specified with fabric of the same grade or COM, an upcharge for dual fabrics is **\$32 list** per unit and **\$61 list** per unit for three fabrics will be applied. When graded in combination upholstery is selected, use the highest grade upholstery selected or to obtain a quote for blended grading contact Customer Service (please provide the fabrics specified and location of where each fabric is to be applied on the product).

Replacement seat and back covers can be quickly installed on Cressida products that were originally ordered with the Removeable cover option. Replacement seat and back covers can also be installed on Cressida products that were not originally ordered with the Removeable cover option, with some simple staple removal on the original seats and backs.

Cressida Option Upcharges	\$ List
Moisture Barrier (per yard)	61
Removable Seat Covers	81
Guest Removeable 30" & 44" Back Covers	81
30" Cleanable Under-Seat Splashguard	64
44" Cleanable Under-Seat Splashguard	77

## PRODUCT CODE KEY

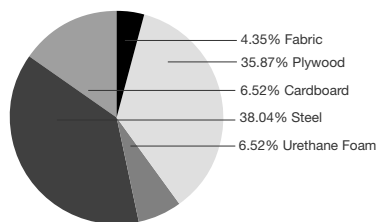
Line	Series	Chair Style	Size	Arm Style
<div>CRE</div> Cressida	<div>2</div> Chair	<div>G</div> Guest	<div>21</div>	<div>OPS</div> Open Arm
			<div>24</div>	<div>OPP</div> Open Arm Polymer Arm Cap
			<div>30</div>	<div>CLS</div> Closed Arm
			<div>44</div>	<div>CLP</div> Closed Arm Polymer Arm Cap

# CRESSIDA | ENVIRONMENTAL SUMMARY

## LEED CI CREDITS



### MATERIAL CONTENT:



### PRE-CONSUMER

RECYCLED CONTENT = 6.66%

### POST-CONSUMER

RECYCLED CONTENT = 22.07%

Up to 53.26% of this Cressida product is recyclable at the end of its useful life.

CONTRIBUTES TO		
CREDIT 2.1 - 2.2	Construction Waste Management	1-2 point(s)
CREDIT 3.3	Resource Reuse	1 point
CREDIT 4.1	Recycled Content	1 point
CREDIT 4.2	Recycled Content	1 point
CREDIT 4.5	Low Emitting Materials, Systems & Seating	1 point
CREDIT 5.1	Regional Materials*	1 point
CREDIT 7	Certified Wood (MUST BE REQUESTED)	1 point(s)

\*This credit is only applicable if in total 20% of the combined value of the procurement of construction materials and in the furniture are manufactured within a radius of 500 miles. This credit will apply if the installation of the finished product occurs within 500 miles of Kitchener, Ontario.

## level® CERTIFICATION, AIR EMISSIONS AND FSC® CERTIFICATION



### level® CERTIFICATION

BIFMA's e3 Furniture Sustainability Standard is a voluntary, multi-attribute standard that measures the degree of sustainability of furniture. This standard evaluates product and company environmental attributes and compliance systems in a wide range of elements which include Materials, Energy & Atmosphere, Human & Ecosystem Health and Social Responsibility. Cressida products have earned level®, BIFMA's sustainability certification program for furniture, certification through third-party verification against the e3 standard.

### AIR-EMISSIONS

All Cressida products are supplied with air-emissions certified. Contact customer service for information.



### FSC®

In 2005, Krug received Forest Stewardship Council® (FSC®) Chain-of-Custody certification for our manufacturing facilities. The FSC® Chain-of-Custody tracks certified wood from seedling to final sale. It verifies that the material for our FSC® certified products only come from well-managed, FSC®-certified forests and other controlled sources. FSC® is dedicated to the promotion of responsible forest management worldwide helping to take care of forests for future generations. Cressida and other Krug products can be specified with FSC® Certification. Contact customer service for further information, pricing and lead times.



Architects, designers, and building professionals can specify FSC®-certified products in order to achieve a point from the U.S. Green Building Council's Leadership in Energy and Environmental Design (LEED) Rating System.

**DIMENSIONS & COM REQUIREMENTS**

	Overall Width	Overall Depth	Overall Height	Seat Height	Height of Arms from Floor	Width Between Arms	Seat Depth	Shipping Weight	Cube
21" Seat	24.5	28.5	43.5	18.5	26	21	18.75	45	17
24" Seat	27.5	28.5	43.5	18.5	26	24	18.75	51	22
30" Seat	33.5	28.5	43.5	18.5	26	30	18.75	60	28

**COM - YARDAGE REQUIREMENTS**

	COM Yardage Seats & Backs Only	COM Yardage Seat Only	COM Yardage Back Only	COM Yardage Closed Arm Panel
21" - One Chair	2.2	0.95	1.25	.8
21" - Two Chairs	4.25	1.3	2.95	.8
21" - Three Chairs	6.45	2.25	4.2	.8
21" - Four Chairs	8.5	4.6	3.9	.8
24" - One Chair	2.1	0.8	1.95	.8
24" - Two Chairs	4.14	1.19	2.95	.8
24" - Three Chairs	6.45	2	4.9	.8
24" - Four Chairs	8.28	2.38	5.9	.8
30" Plus - One Chair	3.15	1.2	1.95	.8
30" Plus - Two Chairs	6.3	2.4	3.9	.8
30" Plus - Three Chairs	9.21	3.6	5.85	.8
30" Plus - Four Chairs	12.6	4.8	7.8	.8

Note: Some vinyls, leathers & upholsteries are not suitable for application on Cressida seating.

The approval process is as follows:

1. A sample of the COM must be provided to Krug Customer Service prior to or at the time of order.
2. The sample will be reviewed and the customer advised if the fabric is unsuitable.
3. The COM fabric or leather will be inspected when received at the factory, to identify any further concerns with its suitability.

**ORDERING NOTES:**

**COMBINATION UPHOLSTERY OPTION**

When combination upholstery is specified with fabric of the same grade or COM, an upcharge for dual fabrics is **\$32 list** per unit and **\$61 list** per unit for three fabrics will be applied. When graded in combination upholstery is selected, use the highest grade upholstery selected or to obtain a quote for blended grading contact Customer Service (please provide the fabrics specified and location of where each fabric is to be applied on the product).

Replacement seat and back covers can be quickly installed on Cressida products that were originally ordered with the Removeable cover option. Replacement seat and back covers can also be installed on Cressida products that were not originally ordered with the Removeable cover option, with some simple staple removal on the original seats and backs.

<b>Cressida Option Upcharges</b>	<b>\$ List</b>
Moisture Barrier (per yard)	61
Removable Seat Covers	81
Patient Removeable 21" & 24" Back Covers	81
Patient Removeable 30" Back Covers	136
21" & 24" Cleanable Under-Seat Splashguard	57
30" Cleanable Under-Seat Splashguard	64

**WEIGHT CAPACITIES**

Cressida weight capacities are as follows:







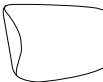
Patient Chairs (21" & 24") - 350 lbs

Patient Plus Chair (30") - 750 lbs

**FEATURES:**

For a complete list of features see [page 3](#).

CRESSIDA | PATIENT

DESCRIPTION	MODEL	SPECIES	COM		COL		FABRIC GRADES			LEATHER		
			1	2	3	4	5	6	7	8	9	
	21" Open Arm CRE2-P21OPS		1083	1150	1212	1344	1474	1547	1729	1860	2114	
	21" Open Arm with arm cap CRE2-P21OPP		1103	1172	1234	1365	1494	1568	1750	1882	2135	
	21" Closed Arm CRE2-P21CLS		1354	1462	1547	1713	1883	2041	2212	2389	2695	
	21" Closed Arm with arm cap CRE2-P21CLP		1377	1484	1568	1733	1903	2063	2234	2412	2717	
	24" Open Arm CRE2-P24OPS		1138	1206	1268	1397	1530	1653	1782	1915	2170	
	24" Open Arm with arm cap CRE2-P24OPP		1158	1227	1290	1418	1552	1673	1804	1935	2190	
	24" Closed Arm CRE2-P24CLS		1410	1517	1603	1769	1938	2094	2268	2445	2749	
	24" Closed Arm with arm cap CRE2-P24CLP		1432	1539	1624	1791	1960	2116	2289	2467	2772	
	30" Open Arm CRE2-P30OPS		1350	1440	1533	1697	1888	2061	2236	2428	2759	
	30" Open Arm with arm cap CRE2-P30OPP		1372	1462	1555	1720	1909	2082	2235	2447	2781	
	30" Closed Arm CRE2-P30CLS		1623	1752	1840	2067	2297	2504	2719	2957	3340	
	30" Closed Arm with arm cap CRE2-P30CLP		1645	1773	1862	2090	2318	2524	2742	2980	3362	
DESCRIPTION	MODEL	COM 1 2	COL 3	FABRIC GRADES			LEATHER			WEIGHT CUBE		
	Adjustable Headrest for 21", 24" & 30" CRE2-RH	152 164	179	199	220	241	260	281	322	3	0.9	

FEATURES:  
For a complete list of features see [page 3](#).

PRODUCT CODE KEY

Line	Series	Chair Style	Size	Arm Style
<div>CRE</div> <div>Cressida</div>	<div>2</div> <div>Chair</div>	<div>P</div> <div>Patient</div>	<div>21</div>	<div>OPS</div> <div>Open Arm</div>
			<div>24</div>	<div>OPP</div> <div>Open Arm Polymer Arm Cap</div>
			<div>30</div>	<div>CLS</div> <div>Closed Arm</div>
			<div>44</div>	<div>CLP</div> <div>Closed Arm Polymer Arm Cap</div>

# CRESSIDA | MULTIPLE SEATING INSTRUCTIONS

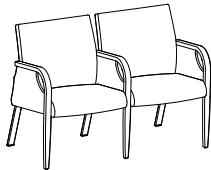
To aid you in the process of specifying and ordering Cressida Multiple Seating, we have compiled the following summary. It explains the three different types of Cressida Multiple Seating – (a) Pre-Configured, (b) Start, Center & End Units and (c) the Freespan Multiple Units – including the features and considerations of each type, to assist in selecting the one that best suits each application. It is a requirement for all Cressida Multiple Seating orders, a drawing or plan view layout must accompany the order, so that we can verify that the specification is correct.

When building your multiple seating layout, please note that your order should start from left to right as you are facing the configuration.

## Pre-Configured Multiple Units

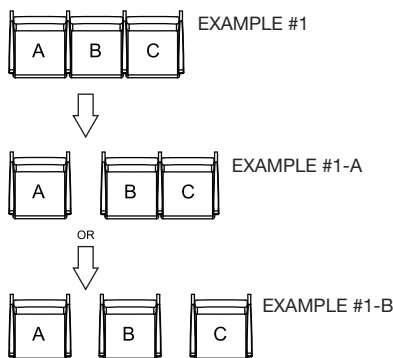
Pre-Configured Multiple Units are designed to be used when you have seating configurations that are 2-3 chair units in size (see picture below).

Two-Seat



### Considerations if choosing to use Pre-Configured Units:

- Linking tables can be joined to either end of a Pre-Configured Multiple Unit, but not in-between
- There are no limitations to the number of Pre-Configured Multiple units that can be ganged together with the Cressida Linking Tables
- Pre-Configured Multiple Units are not available in 30" or 44" plus widths
- Pre-Configured Multiple Units are not designed to work with other multiple seating (Start, Center, End Units or Freespan Units) unless a Cressida Linking Table or linking brackets are used in-between the different types of multiple seating.
- Pre-Configured Multiple Units are built from Start, Center and End Units and therefore, can be reconfigured to singular or two-seat units. However, you may have to purchase additional components (arms, etc...) to be able to do this. See line drawings below for possible configurations that can be made from taking apart the Pre-Configured Multiple Units.



### \*Please note:

Example #1-A requires an additional end unit arm for chair A, and a start unit arm for chair B.

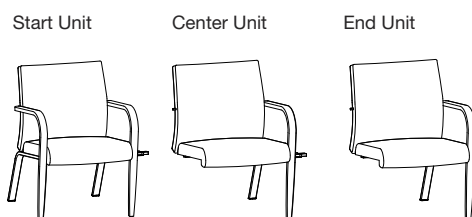
Example #1-B requires an additional end unit arm for chair A, a start and end unit arm for chair B, and a start unit arm for chair C.

## Start, Center and End Multiple Seating Units

Start, Center and End Multiple Units are designed to be used when you have seating configurations that are greater than three chair units in size, and/or include 30" or 44" units (see picture below). Also, before you start to build your multiple seating layout, please note that your order should start from left to right as you are facing the chair, therefore begin the configuration with a Start Unit, then move to a Center Unit and finish with an End Unit.

### Considerations if choosing to use Start, Center and End Multiple Units:

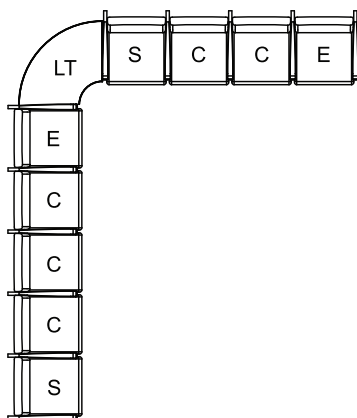
- Start, Center and End units are available in widths - Guest (21", 24", 30" & 44") and Patient - (21", 24" & 30")
- There are no limitations to the amount of center units that can be ganged to a start or an end unit
- Cressida Linking Tables can be joined to any Cressida Start or End unit only (this is because the units are engineered with the finished arms)






# CRESSIDA | MULTIPLE SEATING INSTRUCTIONS

See below for sample configurations of when you would use Start, Center and End Multiple Units.



## Freespan Multiple Units

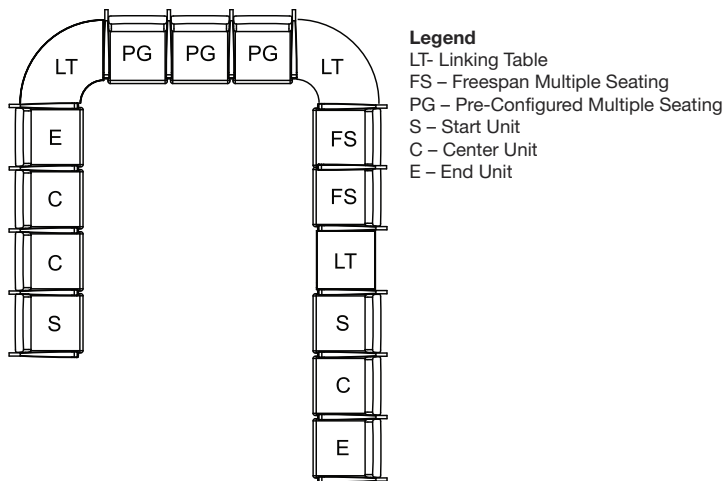
Freespan Multiple Units are designed to be used when you have seating configurations that are 2-3 chair units in size and a reduced number of legs are desirable. (see picture below).



## Considerations if choosing to use Freespan Multiple Units:

- The unit with the center arm increases the overall width of the unit by 1" per arm
- Linking tables can be joined to either side of a Freespan Multiple Unit, but not in-between
- There are no limitations to the number of Freespan Multiple units that can be ganged together with the Cressida Linking Tables or linking brackets. See [page 25](#) for pricing.
- Freespan Multiple Units are not available in 30" or 44" plus widths
- Freespan Multiple Units are not designed to work with other multiple seating (Start, Center, End Units or Freespan Units) unless a Cressida Linking Table or linking brackets are used in-between the different types of multiple seating.

Below illustrates possible configurations when you could use all three types of Cressida Multiple Seating together.



For more information on how to specify Cressida Multiple Seating, please contact Customer Service directly at 1-888-578-5784.

# CRESSIDA | MULTIPLE SEATING - PRE-CONFIGURED UNITS

## DIMENSIONS & COM REQUIREMENTS

	Overall Width	Overall Depth	Overall Height	Seat Height	Height of Arms from Floor	Width Between Arms	Seat Depth	Shipping Weight	Cube	COM Seat & Back Yardage	COM Fabric Seat Yardage	COM Fabric Back Yardage	COM Fabric Closed Arm Panel Yardage
PCG21X2	47.25	28.5	33.75	18.5	26	21	18.75	82	30	2.6	1.2	1.4	0.4
PCP21X2	47.25	28.5	43.5	18.5	26	21	18.75	88	38	3.2	1.2	2	0.4
PCG21X3	70	28.5	33.75	18.5	26	21	18.75	117	44	4.08	2	2.08	0.4
PCP21X3	70	28.5	43.5	18.5	26	21	18.75	125	56	5	2	3	0.4
PCG24X2	53.25	28.5	33.75	18.5	26	24	18.75	85	34	3.3	1.2	2.08	0.4
PCP24X2	53.25	28.5	43.5	18.5	26	24	18.75	95	43	4.14	1.2	3	0.4
PCG24X3	79	28.5	33.75	18.5	26	24	18.75	121	50	5.05	2	3.48	0.4
PCP24X3	79	28.5	43.5	18.5	26	24	18.75	135	63	6.25	2	4.9	0.4

Note: Some vinyls, leathers & upholsteries are not suitable for application on Cressida seating. Please refer to [page 48](#) for C.O.M approval process.

A drawing showing the configuration of the multiple seating and tables is required with each purchase order.

### ORDERING NOTES:

#### COMBINATION UPHOLSTERY OPTION

When combination upholstery is specified with fabric of the same grade or COM, an upcharge for dual fabrics is **\$32 list** per unit and **\$61 list** per unit for three fabrics will be applied. When graded in combination upholstery is selected, use the highest grade upholstery selected or to obtain a quote for blended grading contact Customer Service (please provide the fabrics specified and location of where each fabric is to be applied on the product). Replacement seat and back covers can be quickly installed on Cressida products that were originally ordered with the Removeable cover option.

Replacement seat and back covers can also be installed on Cressida products that were not originally ordered with the Removeable cover option, with some simple staple removal on the original seats and backs.

#### Cressida Option Upcharges

#### \$ List

Moisture Barrier (per yard)	61
Removable Seat Cover	81
Guest Removeable 21" & 24" Back Cover	52
Patient Removeable 21" & 24" Back Cover	81
21" & 24" Cleanable Under-Seat Splashguard	57

**NOTE: Option upcharges are per back/seat.**

**Patient backs** are available on multiple units, please change the model number CRE2-PCG to CRE2-PCP, CRE2-PCG to CRE2-PCP, CRE2-PCG to CRE2-PCP and add the following upcharges per back:


	Grade 1	Grade 2	Grade 3	Grade 4	Grade 5	Grade 6	Grade 7	Grade 8	Grade 9
21" Chairs	79	91	103	120	141	157	178	203	228
24" Chairs	90	102	115	132	152	170	190	216	239

### WEIGHT CAPACITIES

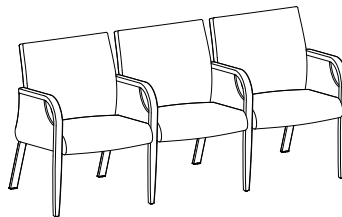
Cressida weight capacities are as follows:  
Pre-configured - 350 lbs per seat

#### PRE-CONFIGURED MULTIPLE UNITS

##### Two-Seat



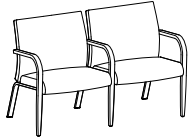

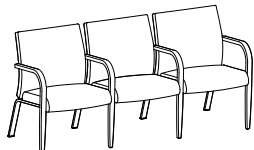
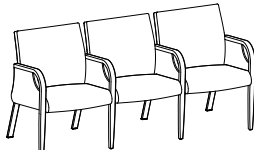
##### Three-Seat



### FEATURES:

For a complete list of features see [page 3](#).

# CRESSIDA | MULTIPLE SEATING - PRE-CONFIGURED UNITS

DESCRIPTION	MODEL	SPECIES	COM		COL	FABRIC GRADES			LEATHER		
			1	2	3	4	5	6	7	8	9
	2 Seat - 21" Open Arm Pre-configured Unit, Guest Backs										
	CRE2-PCG21X2OPS	Beech, Maple	1928	2025	2121	2256	2409	2543	2697	2891	3082
	CRE2-PCG21X2OPP		1961	2059	2154	2289	2441	2577	2730	2923	3115
	2 Seat - 21" Closed Arm Pre-configured Unit, Guest Backs										
	CRE2-PCG21X2CLS	Beech, Maple	2335	2490	2622	2809	3021	3209	3421	3689	3955
	CRE2-PCG21X2CLP		2369	2524	2657	2843	3056	3242	3455	3721	3986
	3 Seat - 21" Open Arm Pre-configured Unit, Guest Backs										
	CRE2-PCG21X3OPS	Beech, Maple	2760	2913	3064	3276	3521	3733	3975	4278	4584
	CRE2-PCG21X3OPP		2806	2957	3110	3322	3564	3777	4019	4323	4628
	3 Seat - 21" Closed Arm Pre-configured Unit, Guest Backs										
	CRE2-PCG21X3CLS	Beech, Maple	3304	3535	3735	4016	4339	4618	4940	5342	5744
	CRE2-PCG21X3CLP		3349	3580	3780	4061	4383	4665	4984	5388	5789

## ORDERING NOTES:

### COMBINATION UPHOLSTERY OPTION

When combination upholstery is specified with fabric of the same grade or COM, an upcharge for dual fabrics is **\$32 list** per unit and **\$61 list** per unit for three fabrics will be applied. When graded in combination upholstery is selected, use the highest grade upholstery selected or to obtain a quote for blended grading contact Customer Service (please provide the fabrics specified and location of where each fabric is to be applied on the product).

Replacement seat and back covers can be quickly installed on Cressida products that were originally ordered with the Removeable cover option. Replacement seat and back covers can also be installed on Cressida products that were not originally ordered with the Removeable cover option, with some simple staple removal on the original seats and backs.

### Cressida Option Upcharges

### \$ List

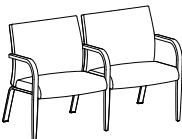

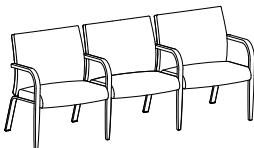
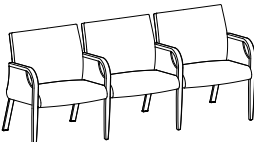
Moisture Barrier (per yard)	61
Removable Seat Cover	81
Guest Removeable 21" & 24" Back Cover	52
Patient Removeable 21" & 24" Back Cover	81
21" & 24" Cleanable Under-Seat Splashguard	57

**NOTE: Option upcharges are per back/seat.**

### PRODUCT CODE KEY

Line	Series	Chair Style	Size	Arm Style
<div>CRE</div> Cressida	<div>2</div> Chair	<div>PCG</div> Pre-configured Guest	<div>21x2</div>	<div>OPS</div> Open Arm
		<div>PCP</div> Pre-configured Patient	<div>21x3</div>	<div>OPP</div> Open Arm Polymer Arm Cap
			<div>24x2</div>	<div>CLS</div> Closed Arm
			<div>24x3</div>	<div>CLP</div> Closed Arm Polymer Arm Cap

## CRESSIDA | MULTIPLE SEATING - PRE-CONFIGURED UNITS

DESCRIPTION	MODEL	SPECIES	COM	COL			FABRIC GRADES			LEATHER		
			1	2	3	4	5	6	7	8	9	
	2 Seat - 24" Open Arm Pre-configured Unit, Guest Backs											
	CRE2-PCG24X2OPS	Beech, Maple	1989	2087	2184	2318	2470	2606	2759	2952	3146	
	2 Seat - 24" Open Arm with arm cap Pre-configured Unit, Guest Backs											
	CRE2-PCG24X2OPP		2025	2118	2216	2349	2504	2638	2793	2985	3180	
	2 Seat - 24" Closed Arm Pre-configured Unit, Guest Backs											
	CRE2-PCG24X2CLS	Beech, Maple	2398	2554	2685	2872	3084	3270	3487	3749	4015	
	2 Seat - 24" Closed Arm with arm cap Pre-configured Unit, Guest Backs											
	CRE2-PCG24X2CLP		2431	2586	2718	2907	3116	3304	3518	3783	4047	
	3 Seat - 24" Open Arm Pre-configured Unit, Guest Backs											
	CRE2-PCG24X3OPS	Beech, Maple	2878	3030	3182	3393	3636	3848	4090	4395	4697	
	3 Seat - 24" Open Arm with arm cap Pre-configured Unit, Guest Backs											
	CRE2-PCG24X3OPP		2922	3071	3224	3437	3680	3894	4135	4441	4741	
	3 Seat - 24" Closed Arm Pre-configured Unit, Guest Backs											
	CRE2-PCG24X3CLS	Beech, Maple	3421	3649	3850	4133	4456	4735	5057	5458	5861	
	3 Seat - 24" Closed Arm with arm cap Pre-configured Unit, Guest Backs											
	CRE2-PCG24X3CLP		3466	3696	3896	4179	4499	4779	5104	5380	5904	

A drawing showing the configuration of the multiple seating and tables is required with each purchase order.

### ORDERING NOTES:

#### COMBINATION UPHOLSTERY OPTION

When combination upholstery is specified with fabric of the same grade or COM, an upcharge for dual fabrics is **\$32 list** per unit and **\$61 list** per unit for three fabrics will be applied. When graded in combination upholstery is selected, use the highest grade upholstery selected or to obtain a quote for blended grading contact Customer Service (please provide the fabrics specified and location of where each fabric is to be applied on the product).

#### Cressida Option Upcharges

#### \$ List

Moisture Barrier (per yard)	61
Removable Seat Cover	81
Guest Removeable 21" & 24" Back Cover	52
Patient Removeable 21" & 24" Back Cover	81
21" & 24" Cleanable Under-Seat Splashguard	57

**NOTE: Option upcharges are per back/seat.**

**Patient backs** are available on multiple units, please change the model number CRE2-PCG to CRE2-PCP, CRE2-PCG to CRE2-PCP, CRE2-PCG to CRE2-PCP and add the following upcharges per back:

	Grade 1	Grade 2	Grade 3	Grade 4	Grade 5	Grade 6	Grade 7	Grade 8	Grade 9
21" Chairs	79	91	103	120	141	157	178	203	228
24" Chairs	90	102	115	132	152	170	190	216	239

#### PRODUCT CODE KEY

Line	Series	Chair Style	Size	Arm Style
CRE	2	PCG	21x2	OPS
Cressida	Chair	Pre-configured Guest		Open Arm
		PCP	21x3	OPP
		Pre-configured Patient		Open Arm Polymer Arm Cap
			24x2	CLS
				Closed Arm
			24x3	CLP
				Closed Arm Polymer Arm Cap

# CRESSIDA | MULTIPLE SEATING - START, CENTER & END UNITS

## DIMENSIONS & COM REQUIREMENTS

### CRESSIDA START UNITS

	Overall Width	Overall Depth	Overall Height	Seat Height	Height of Arms from Floor	Width Between Arms	Seat Depth	Shipping Weight	Cube	COM Seat & Back Yardage	COM Fabric Seat Yardage	COM Fabric Back Yardage	COM Fabric Closed Arm Panel (1 Arm) Yardage	COM Fabric Closed Arm Panel (2 Arms) Yardage
SG21	24.5	28.5	33.75	18.5	26	21	18.75	47	14	1.4	0.8	0.7	0.4	0.8
SP21	24.5	28.5	43.75	18.5	26	21	18.75	49	17	1.8	0.8	1	0.4	0.8
SG24	27.5	28.5	33.75	18.5	26	24	18.75	52	19	1.4	0.8	0.7	0.4	0.8
SP24	27.5	28.5	43.75	18.5	26	24	18.75	55	22	1.8	0.8	1.95	0.4	0.8
SG30	33.5	28.5	33.75	18.5	26	30	18.75	61	20	2.5	1.1	1.4	0.4	0.8
SP30	33.5	28.5	43.75	18.5	26	30	18.75	64	28	3.15	1.1	1.95	0.4	0.8
SG44	47.5	28.5	33.75	18.5	26	44	18.75	73	28	2.5	1.1	1.4	0.4	0.8

### CRESSIDA CENTER UNITS

	Overall Width	Overall Depth	Overall Height	Seat Height	Height of Arms from Floor	Width Between Arms	Seat Depth	Shipping Weight	Cube	COM Seat & Back Yardage	COM Fabric Seat Yardage	COM Fabric Back Yardage	COM Fabric Closed Arm Panel Yardage
CG21	22.75	28.5	33.75	18.5	26	21	18.75	41	14	1.4	0.8	0.7	0.4
CP21	22.75	28.5	43.75	18.5	26	21	18.75	44	17	1.8	0.8	1	0.4
CG24	25.75	28.5	33.75	18.5	26	24	18.75	45	19	1.4	0.8	0.7	0.4
CP24	25.75	28.5	43.75	18.5	26	24	18.75	50	22	1.8	0.8	1.95	0.4
CG30	31.75	28.5	33.75	18.5	26	30	18.75	54	20	2.5	1.1	1.4	0.4
CP30	31.75	28.5	43.75	18.5	26	30	18.75	56	28	3.15	1.1	1.95	0.4
CG44	45.75	28.5	33.75	18.5	26	44	18.75	67	28	2.5	1.1	1.4	0.4

### CRESSIDA END UNITS

	Overall Width	Overall Depth	Overall Height	Seat Height	Height of Arms from Floor	Width Between Arms	Seat Depth	Shipping Weight	Cube	COM Seat & Back Yardage	COM Fabric Seat Yardage	COM Fabric Back Yardage	COM Fabric Closed Arm Panel Yardage
EG21	22.75	28.5	33.75	18.5	26	21	18.75	38	14	1.4	0.8	0.7	0.4
EP21	22.75	28.5	43.75	18.5	26	21	18.75	41	17	1.8	0.8	1	0.4
EG24	25.75	28.5	33.75	18.5	26	24	18.75	41	19	1.4	0.8	0.7	0.4
EP24	25.75	28.5	43.75	18.5	26	24	18.75	46	22	1.8	0.8	1.85	0.4
EG30	31.75	28.5	33.75	18.5	26	30	18.75	51	20	2.5	1.1	1.4	0.4
EP30	31.75	28.5	43.75	18.5	26	30	18.75	53	28	3.15	1.1	1.95	0.4
EG44	45.75	28.5	33.75	18.5	26	44	18.75	63	28	2.5	1.1	1.4	0.4

When ordering more than one Start, Center or End unit, please refer to [page 4](#) for COM yardage requirements for guest chairs or [page 8](#) for COM yardage requirements for patient chairs.

### ORDERING NOTES:

#### COMBINATION UPHOLSTERY OPTION

When combination upholstery is specified with fabric of the same grade or COM, an upcharge for dual fabrics is **\$32 list** per unit and **\$61 list** per unit for three fabrics will be applied. When graded in combination upholstery is selected, use the highest grade upholstery selected or to obtain a quote for blended grading contact Customer Service (please provide the fabrics specified and location of where each fabric is to be applied on the product).

Replacement seat and back covers can be quickly installed on Cressida products that were originally ordered with the Removeable cover option. Replacement seat and back covers can also be installed on Cressida products that were not originally ordered with the Removeable cover option, with some simple staple removal on the original seats and backs.

Cressida Option Upcharges	\$ List	Cressida Option Upcharges	\$ List
Moisture Barrier (per yard)	61	Patient Removeable 21" & 24" Back Cover	81
Removeable Seat Cover	81	Patient Removeable 30" Back Cover	131
Guest Removeable 21" & 24" Back Cover	52	21" & 24" Cleanable Under-Seat Splashguard	57
Guest Removeable 30" & 44" Back Cover	81	30" Cleanable Under-Seat Splashguard	64
		44" Cleanable Under-Seat Splashguard	77

**NOTE: Option upcharges are per back/seat.**

**Patient backs** are available on multiple units, please change the model number CRE2-SG to CRE2-SP, CRE2-CG to CRE2-CP, CRE2-EG to CRE2-EP and add the following upcharges per back:

	Grade 1	Grade 2	Grade 3	Grade 4	Grade 5	Grade 6	Grade 7	Grade 8	Grade 9
21" Chairs	79	91	103	120	141	157	178	203	228
24" Chairs	90	102	115	132	152	170	190	216	239
30" Chairs	128	144	160	181	207	229	256	288	320

### WEIGHT CAPACITIES

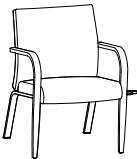
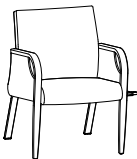
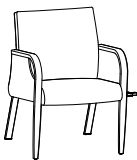


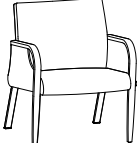
Cressida weight capacities are as follows:  
Multiple Seating & Pre-configured - 350 lbs per seat

### FEATURES:

For a complete list of features see [page 3](#).





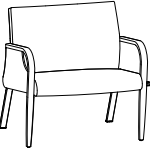


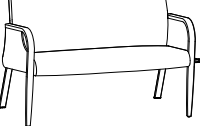
# CRESSIDA | MULTIPLE SEATING - START, CENTER & END UNITS

DESCRIPTION	MODEL	SPECIES	COM 1	2	COL 3	FABRIC GRADES 4	5	6	7	LEATHER 8	9
	21" Open Arm Start Unit, Guest Back CRE2-SG21OPS	Beech, Maple	1054	1109	1164	1242	1328	1409	1495	1608	1719
	21" Open Arm with arm cap Start Unit, Guest Back CRE2-SG21OPP		1073	1129	1208	1264	1350	1430	1518	1628	1740
	21" Closed Arm Start Unit, Guest Back CRE2-SG21CLS	Beech, Maple	1323	1418	1496	1611	1739	1852	1980	2138	2299
	21" Closed Arm with arm cap Start Unit, Guest Back CRE2-SG21CLP		1345	1440	1519	1633	1759	1872	2003	2160	2320
	21" Closed Arm / Open Center Arm Start Unit, Guest Back CRE2-SG21COS	Beech, Maple	1187	1264	1329	1426	1533	1631	1737	1873	2009
	21" Closed Arm with arm cap / Open Center Arm with arm cap Start Unit, Guest Back CRE2-SG21COP		1210	1284	1352	1447	1555	1652	1758	1895	2032
	24" Open Arm Start Unit, Guest Back CRE2-SG24OPS	Beech, Maple	1098	1153	1208	1287	1375	1455	1541	1653	1766
	24" Open Arm with arm cap Start Unit, Guest Back CRE2-SG24OPP		1118	1174	1229	1309	1396	1475	1562	1673	1786
	24" Closed Arm Start Unit, Guest Back CRE2-SG24CLS	Beech, Maple	1371	1463	1543	1659	1783	1896	2025	2186	2345
	24" Closed Arm with arm cap Start Unit, Guest Back CRE2-SG24CLP		1392	1485	1565	1680	1806	1919	2047	2208	2368
	24" Closed Arm / Open Center Arm Start Unit, Guest Back CRE2-SG24COS	Beech, Maple	1234	1309	1377	1472	1581	1673	1782	1919	2140
	24" Closed Arm with arm cap / Open Center Arm with arm cap Start Unit, Guest Back CRE2-SG24COP		1255	1329	1397	1493	1600	1695	1804	1939	2161

## PRODUCT CODE KEY

Line	Series	Chair Style	Size	Arm Style
CRE Cressida	2 Chair	SG Start Unit Guest Multiple Seating	21	OPS Open Arm
		CG Center Unit Multiple Seating	24	OPP Open Arm Polymer Arm Cap
		EG End Unit Multiple Seating	30	COS Closed Arm/Open Center Arm
			44	COP Closed Arm/Open Center Arm Polymer Arm Cap
				CLS Closed Arm
				CLP Closed Arm Polymer Arm Cap

# CRESSIDA | MULTIPLE SEATING - START, CENTER & END UNITS







DESCRIPTION	MODEL	SPECIES	COM 1	2	COL 3	FABRIC GRADES 4	5	6	7	LEATHER 8	9
	30" Open Arm Start Unit, Guest Back CRE2-SG30OPS	Beech, Maple	1325	1404	1485	1588	1711	1818	1940	2092	2247
	30" Open Arm with arm cap Start Unit, Guest Back CRE2-SG30OPP		1348	1424	1506	1610	1731	1838	1935	2114	2270
	30" Closed Arm Start Unit, Guest Back CRE2-SG30CLS	Beech, Maple	1599	1716	1817	1959	2118	2261	2424	2626	2828
	30" Closed Arm with arm cap Start Unit, Guest Back CRE2-SG30CLP		1622	1736	1837	1980	2140	2282	2445	2647	2849
	30" Closed Arm/Open Center Arm Start Unit, Guest Back CRE2-SG30COS	Beech, Maple	1463	1560	1648	1773	1916	2039	2182	2360	2512
	30" Closed Arm with arm cap/Open Center Arm with arm cap Start Unit, Guest Back CRE2-SG30COP		1485	1582	1669	1795	1937	2062	2203	2381	2533
	44" Open Arm Start Unit, Guest Back CRE2-SG44OPS	Beech, Maple	1815	1915	1999	2092	2249	2368	2500	2669	2837
	44" Open Arm with arm cap Start Unit, Guest Back CRE2-SG44OPP		1835	1935	2019	2114	2272	2387	2520	2689	2857
	44" Closed Arm Start Unit, Guest Back CRE2-SG44CLS	Beech, Maple	2104	2226	2333	2486	2659	2809	2984	3199	3418
	44" Closed Arm with arm cap Start Unit, Guest Back CRE2-SG44CLP		2124	2245	2355	2507	2681	2830	3006	3221	3438
	44" Closed Arm/Open Center Arm Start Unit, Guest Back CRE2-SG44COS	Beech, Maple	1966	2069	2166	2455	2439	2588	2743	2934	3124
	44" Closed Arm with arm cap/Open Center Arm with arm cap Start Unit, Guest Back CRE2-SG44COP		1988	2091	2188	2474	2461	2611	2764	2956	3147

Please see **page 15** for Ordering Notes and Yardage requirements.

## PRODUCT CODE KEY

Line	Series	Chair Style	Size	Arm Style
CRE	2	SG	21	OPS
Cressida	Chair	Start Unit Guest Multiple Seating		Open Arm
		CG	24	OPP
		Center Unit Multiple Seating		Open Arm Polymer Arm Cap
		EG	30	COS
		End Unit Multiple Seating		Closed Arm/Open Center Arm
			44	COP
				Closed Arm/Open Center Arm Polymer Arm Cap
				CLS
				Closed Arm
				CLP
				Closed Arm Polymer Arm Cap

# CRESSIDA | MULTIPLE SEATING - START, CENTER & END UNITS







DESCRIPTION	MODEL	SPECIES	COM 1	2	COL 3	FABRIC GRADES 4	5	6	LEATHER 7	8	9
	21" Open Arm Center Unit, Guest Back CRE2-CG21OPS	Beech, Maple	990	1044	1100	1180	1268	1347	1434	1545	1659
	21" Open Arm with arm cap Center Unit, Guest Back CRE2-CG21OPP		1003	1058	1113	1192	1279	1356	1443	1557	1668
	21" Closed Arm Center Unit, Guest Back CRE2-CG21CLS	Beech, Maple	1124	1202	1269	1363	1472	1566	1675	1809	1946
	21" Closed Arm with arm cap Center Unit, Guest Back CRE2-CG21CLP		1138	1212	1281	1375	1484	1580	1688	1822	1959
	24" Open Arm Center Unit, Guest Back CRE2-CG24OPS	Beech, Maple	1041	1097	1152	1229	1319	1396	1485	1597	1707
	24" Open Arm with arm cap Center Unit, Guest Back CRE2-CG24OPP		1055	1109	1165	1242	1329	1409	1495	1609	1719
	24" Closed Arm Center Unit, Guest Back CRE2-CG24CLS	Beech, Maple	1178	1253	1320	1414	1522	1618	1727	1862	1999
	24" Closed Arm with arm cap Center Unit, Guest Back CRE2-CG24CLP		1187	1265	1330	1426	1536	1631	1739	1873	2009
	30" Open Arm Center Unit, Guest Back CRE2-CG30OPS	Beech, Maple	1231	1308	1384	1492	1613	1722	1843	1999	2150
	30" Open Arm with arm cap Center Unit, Guest Back CRE2-CG30OPP		1243	1319	1396	1504	1625	1732	1855	2009	2163
	30" Closed Arm Center Unit, Guest Back CRE2-CG30CLS	Beech, Maple	1369	1463	1554	1677	1819	1943	2087	2264	2386
	30" Closed Arm with arm cap Center Unit, Guest Back CRE2-CG30CLP		1379	1475	1564	1689	1831	1957	2097	2274	2399

Please see **page 15** for Ordering Notes and Yardage requirements.

## PRODUCT CODE KEY

Line	Series	Chair Style	Size	Arm Style
CRE	2	SG	21	OPS
Cressida	Chair	Start Unit Guest Multiple Seating		Open Arm
		CG	24	OPP
		Center Unit Multiple Seating		Open Arm Polymer Arm Cap
		EG	30	COS
		End Unit Multiple Seating		Closed Arm/Open Center Arm
			44	COP
				Closed Arm/Open Center Arm Polymer Arm Cap
				CLS
				Closed Arm
				CLP
				Closed Arm Polymer Arm Cap

# CRESSIDA | MULTIPLE SEATING - START, CENTER & END UNITS





DESCRIPTION	MODEL	SPECIES	COM 1	2	COL 3	FABRIC GRADES 4	5	6	7	LEATHER 8	9
	44" Open Arm Center Unit, Guest Back CRE2-CG44OPS	Beech, Maple	1489	1589	1670	1791	1923	2041	2174	2343	2511
	44" Open Arm with arm cap Center Unit, Guest Back CRE2-CG44OPP		1499	1600	1684	1802	1935	2055	2186	2354	2520
	44" Closed Arm Center Unit, Guest Back CRE2-CG44CLS	Beech, Maple	1641	1746	1840	1975	2130	2263	2416	2609	2802
	44" Closed Arm with arm cap Center Unit, Guest Back CRE2-CG44CLP		1653	1755	1853	1987	2140	2273	2430	2617	2814
	21" Open Arm End Unit, Guest Back CRE2-EG21OPS	Beech, Maple	942	997	1055	1131	1222	1296	1387	1496	1609
	21" Open Arm with arm cap End Unit, Guest Back CRE2-EG21OPP		955	1010	1065	1142	1233	1309	1398	1510	1619
	21" Closed Arm End Unit, Guest Back CRE2-EG21CLS	Beech, Maple	1081	1152	1223	1318	1424	1519	1628	1764	1899
	21" Closed Arm with arm cap End Unit, Guest Back CRE2-EG21CLP		1089	1165	1234	1328	1437	1531	1639	1774	1911
	24" Open Arm End Unit, Guest Back CRE2-EG24OPS	Beech, Maple	994	1050	1107	1182	1271	1349	1438	1547	1661
	24" Open Arm with arm cap End Unit, Guest Back CRE2-EG24OPP		1006	1061	1116	1194	1283	1360	1450	1560	1670
	24" Closed Arm End Unit, Guest Back CRE2-EG24CLS	Beech, Maple	1129	1205	1272	1366	1475	1568	1680	1815	1949
	24" Closed Arm with arm cap End Unit, Guest Back CRE2-EG24CLP		1141	1215	1284	1378	1486	1582	1690	1824	1961

Please see [page 15](#) for Ordering Notes and Yardage requirements.

## PRODUCT CODE KEY

Line	Series	Chair Style	Size	Arm Style
<div>CRE</div> Cressida	<div>2</div> Chair	<div>SG</div> Start Unit Guest Multiple Seating	<div>21</div>	<div>OPS</div> Open Arm
		<div>CG</div> Center Unit Multiple Seating	<div>24</div>	<div>OPP</div> Open Arm Polymer Arm Cap
		<div>EG</div> End Unit Multiple Seating	<div>30</div>	<div>COS</div> Closed Arm/Open Center Arm
			<div>44</div>	<div>COP</div> Closed Arm/Open Center Arm Polymer Arm Cap
				<div>CLS</div> Closed Arm
				<div>CLP</div> Closed Arm Polymer Arm Cap

## CRESSIDA | MULTIPLE SEATING - START, CENTER & END UNITS

DESCRIPTION	MODEL	SPECIES	COM 1	2	COL 3	FABRIC GRADES 4	5	6	LEATHER 7	8	9
	30" Open Arm End Unit, Guest Back CRE2-EG30OPS	Beech, Maple	1184	1258	1338	1443	1566	1673	1797	1949	2105
	30" Open Arm with arm cap End Unit, Guest Back CRE2-EG30OPP		1195	1271	1349	1457	1580	1687	1808	1938	2115
	30" Closed Arm End Unit, Guest Back CRE2-EG30CLS	Beech, Maple	1320	1415	1504	1631	1772	1896	2038	2216	2394
	30" Closed Arm with arm cap End Unit, Guest Back CRE2-EG30CLP		1330	1428	1515	1641	1782	1908	2047	2229	2406
	44" Open Arm End Unit, Guest Back CRE2-EG44OPS	Beech, Maple	1458	1541	1625	1741	1875	1991	2128	2294	2462
	44" Open Arm with arm cap End Unit, Guest Back CRE2-EG44OPP		1467	1554	1636	1753	1888	2005	2138	2304	2472
	44" Closed Arm End Unit, Guest Back CRE2-EG44CLS	Beech, Maple	1593	1696	1794	1927	2082	2216	2369	2560	2753
	44" Closed Arm with arm cap End Unit, Guest Back CRE2-EG44CLP		1606	1710	1804	1938	2092	2229	2379	2573	2764

Please see [page 15](#) for Ordering Notes and Yardage requirements.

**Patient backs** are available on multiple units, please change the model number CRE2-SG to CRE2-SP, CRE2-CG to CRE2-CP, CRE2-EG to CRE2-EP and add the following upcharges per back:

	Grade 1	Grade 2	Grade 3	Grade 4	Grade 5	Grade 6	Grade 7	Grade 8	Grade 9
21" Chairs	79	91	103	120	141	157	178	203	228
24" Chairs	90	102	115	132	152	170	190	216	239
30" Chairs	128	144	160	181	207	229	256	288	320

### PRODUCT CODE KEY

Line	Series	Chair Style	Size	Arm Style
CRE Cressida	2 Chair	SG Start Unit Guest Multiple Seating	21	OPS Open Arm
		CG Center Unit Multiple Seating	24	OPP Open Arm Polymer Arm Cap
		EG End Unit Multiple Seating	30	COS Closed Arm/Open Center Arm
			44	COP Closed Arm/Open Center Arm Polymer Arm Cap
				CLS Closed Arm
				CLP Closed Arm Polymer Arm Cap



# CRESSIDA | MULTIPLE SEATING - FREESPAN UNITS

## DIMENSIONS & COM REQUIREMENTS

### UNIT WITH CENTER ARM

	Overall Width	Overall Depth	Overall Height	Seat Height	Height of Arms from Floor	Width Between Arms	Seat Depth	Shipping Weight	Cube	COM Seat & Back Yardage	COM Fabric Seat Yardage	COM Fabric Back Yardage
PCFG21X2B	47.25	28.5	33.75	18.5	26	21	18.75	97	30	2.6	1.2	1.4
PCFP21X2B	47.25	28.5	43.5	18.5	26	21	18.75	103	38	3.19	1.2	2
PCFG21X3B	70	28.5	33.75	18.5	26	21	18.75	135	44	4.08	2	2.08
PCFP21X3B	70	28.5	43.5	18.5	26	21	18.75	145	56	5	2	3
PCFG24X2B	53.25	28.5	33.75	18.5	26	24	18.75	104	34	3.3	1.2	2.08
PCFP24X2B	53.25	28.5	43.5	18.5	26	24	18.75	111	43	4.2	1.2	2.95
PCFG24X3B	79	28.5	33.75	18.5	26	24	18.75	147	50	5.1	2	3.48
PCFP24X3B	79	28.5	43.5	18.5	26	24	18.75	157	63	6.24	2	4.9

### UNIT WITH CENTER ARM, GUEST AND PATIENT BACKS

Unit With Center Arm (Continued)	COM Fabric Closed Arm Panels ( 2 Arms)	COM Fabric Closed Arm Panels ( 3 Arms)	COM Fabric Closed Arm Panels ( 4 Arms)
PCF21X2B	.8	1.2	1.6
PCF21X3B	.8	1.2	1.6
PCF24X2B	.8	1.2	1.6
PCF24X3B	.8	1.2	1.6

Note: Some vinyls, leathers & upholsterys are not suitable for application on Cressida seating.

The approval process is as follows:

1. A sample of the COM must be provided to Krug Customer Service prior to or at the time of order.
2. The sample will be reviewed and the customer advised if the fabric is unsuitable.
3. The COM fabric or leather will be inspected when received at the factory, to identify any further concerns with its suitability.

### ORDERING NOTES:

A drawing showing the configuration of the multiple seating and tables is required with each purchase order.

### ORDERING NOTES:

#### COMBINATION UPHOLSTERY OPTION

When combination upholstery is specified with fabric of the same grade or COM, an upcharge for dual fabrics is **\$32 list** per unit and **\$61 list** per unit for three fabrics will be applied. When graded in combination upholstery is selected, use the highest grade upholstery selected or to obtain a quote for blended grading contact Customer Service (please provide the fabrics specified and location of where each fabric is to be applied on the product). Replacement seat and back covers can be quickly installed on Cressida products that were originally ordered with the Removeable cover option.

Replacement seat and back covers can also be installed on Cressida products that were not originally ordered with the Removeable cover option, with some simple staple removal on the original seats and backs.

#### Cressida Option Upcharges

#### \$ List

Moisture Barrier (per yard)	61
Removable Seat Cover	81
Guest Removeable 21" & 24" Back Cover	52
Patient Removeable 21" & 24" Back Cover	81
21" & 24" Cleanable Under-Seat Splashguard	57

**NOTE: Option upcharges are per back/seat.**

**Patient backs** are available on multiple units, please change the model number CRE2-SG to CRE2-SP, CRE2-CG to CRE2-CP, CRE2-EG to CRE2-EP and add the following upcharges per back:

	Grade 1	Grade 2	Grade 3	Grade 4	Grade 5	Grade 6	Grade 7	Grade 8	Grade 9
21" Chairs	79	91	103	120	141	157	178	203	228
24" Chairs	90	102	115	132	152	170	190	216	239

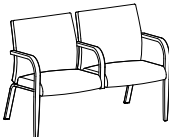
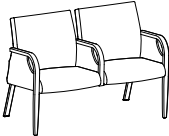
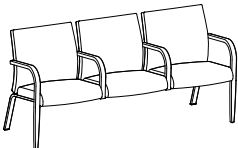
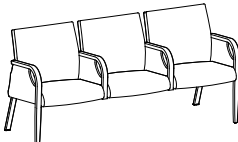
### WEIGHT CAPACITIES

Cressida weight capacities are as follows:

2-Seat Freespan - 525 lbs per unit

3-Seat Freespan - 750 lbs per unit

# CRESSIDA | MULTIPLE SEATING - FREESPAN UNITS WITH CENTER ARMS

DESCRIPTION	MODEL	SPECIES	COM		COL	FABRIC GRADES			LEATHER			
			1	2	3	4	5	6	7	8	9	
	21" Pre-Configured Freespan Center Arm Unit - Open Arm 2 Seat, Guest Backs											
	CRE2-PCFG21X2OPS	Beech, Maple	2148	2260	2370	2526	2702	2859	3036	3260	3480	
	21" Pre-Configured Freespan Center Arm Unit - Open Arm with arm cap 2 Seat, Guest Backs											
	CRE2-PCFG21X2OPP		2182	2293	2403	2558	2736	2892	3068	3292	3513	
	21" Pre-Configured Freespan Center Arm Unit - Closed Arm 2 Seat, Guest Backs											
	CRE2-PCFG21X2CLS	Beech, Maple	2556	2725	2873	3081	3319	3525	3762	4056	4353	
	21" Pre-Configured Freespan Center Arm Unit - Closed Arm with arm cap 2 Seat, Guest Backs											
	CRE2-PCFG21X2CLP		2588	2759	2908	3114	3350	3559	3794	4088	4385	
	21" Pre-Configured Freespan Center Arm Unit - Open Arm 3 Seat, Guest Backs											
	CRE2-PCFG21X3OPS	Beech, Maple	3229	3395	3562	3795	4062	4295	4561	4896	5229	
	21" Pre-Configured Freespan Center Arm Unit - Open Arm with arm cap 3 Seat, Guest Backs											
	CRE2-PCFG21X3OPP		3272	3439	3607	3841	4107	4340	4607	4940	5273	
	21" Pre-Configured Freespan Center Arm Unit - Closed Arm 3 Seat, Guest Backs											
	CRE2-PCFG21X3CLS	Beech, Maple	3773	4017	4233	4822	4879	5182	5526	5958	6390	
	21" Pre-Configured Freespan Center Arm Unit - Closed Arm with arm cap 3 Seat, Guest Backs											
	CRE2-PCFG21X3CLP		3817	4062	4277	4867	4924	5227	5571	6000	6433	

## ORDERING NOTES:

A drawing showing the configuration of the multiple seating and tables is required with each purchase order.

## COMBINATION UPHOLSTERY OPTION

When combination upholstery is specified with fabric of the same grade or COM, an upcharge for dual fabrics is **\$32 list** per unit and **\$61 list** per unit for three fabrics will be applied. When graded in combination upholstery is selected, use the highest grade upholstery selected or to obtain a quote for blended grading contact Customer Service (please provide the fabrics specified and location of where each fabric is to be applied on the product).

### Cressida Option Upcharges

### \$ List

Moisture Barrier (per yard)	61
Removable Seat Cover	81
Guest Removeable 21" & 24" Back Cover	52
Patient Removeable 21" & 24" Back Cover	81
21" & 24" Cleanable Under-Seat Splashguard	57

**NOTE: Option upcharges are per back/seat.**

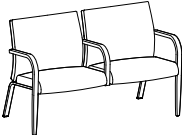
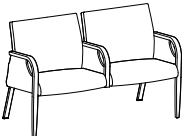
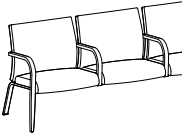
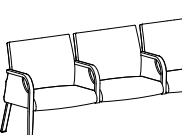
**Patient backs** are available on Freespan units, please change the model number CRE2-PCFG to CRE2-PCFP and add the following upcharges per back:

	Grade 1	Grade 2	Grade 3	Grade 4	Grade 5	Grade 6	Grade 7	Grade 8	Grade 9
21" Chairs	79	91	103	120	141	157	178	203	228
24" Chairs	90	102	115	132	152	170	190	216	239

## PRODUCT CODE KEY

Line	Series	Chair Style	Size	Arm Style
<div>CRE</div> Cressida	<div>2</div> Chair	<div>PCFG</div> Pre-configured Freespan Guest	<div>21x2</div>  <div>21x3</div>  <div>24x2</div>  <div>24x3</div>	<div>OPS</div> Open Arm  <div>OPP</div> Open Arm Polymer Arm Cap  <div>CLS</div> Closed Arm  <div>CLP</div> Closed Arm Polymer Arm Cap

# CRESSIDA | MULTIPLE SEATING - FREESPAN UNITS WITH CENTER ARMS

DESCRIPTION	MODEL	SPECIES	COM		COL	FABRIC GRADES				LEATHER		
			1	2		3	4	5	6	7	8	9
	24" Pre-Configured Freespan Center Arm Unit - Open Arm 2 Seat, Guest Backs											
	CRE2-PCFG24X2OPS	Beech, Maple	2245	2359	2467	2622	2802	2956	3134	3355	3579	
	24" Pre-Configured Freespan Center Arm Unit - Open Arm with arm cap 2 Seat, Guest Backs											
	CRE2-PCFG24X2OPP		2278	2389	2500	2657	2832	2988	3165	3390	3610	
	24" Pre-Configured Freespan Center Arm Unit - Closed Arm 2 Seat, Guest Backs											
	CRE2-PCFG24X2CLS	Beech, Maple	2655	2823	2972	3181	3413	3622	3860	4154	4448	
	24" Pre-Configured Freespan Center Arm Unit - Closed Arm with arm cap 2 Seat, Guest Backs											
	CRE2-PCFG24X2CLP		2686	2857	3006	3213	3447	3657	3892	4186	4483	
	24" Pre-Configured Freespan Center Arm Unit - Open Arm 3 Seat, Guest Backs											
	CRE2-PCFG24X3OPS	Beech, Maple	3374	3539	3707	3941	4208	4441	4707	5040	5378	
	24" Pre-Configured Freespan Center Arm Unit - Open Arm with arm cap 3 Seat, Guest Backs											
	CRE2-PCFG24X3OPP		3419	3584	3750	3985	4250	4484	4751	5084	5421	
	24" Pre-Configured Freespan Center Arm Unit - Closed Arm 3 Seat, Guest Backs											
	CRE2-PCFG24X3CLS	Beech, Maple	3918	4162	4378	4681	5024	5327	5672	6103	6535	
	24" Pre-Configured Freespan Center Arm Unit - Closed Arm with arm cap 3 Seat, Guest Backs											
	CRE2-PCFG24X3CLP		3962	4208	4422	4725	5069	5370	5715	6147	6579	

## ORDERING NOTES:

A drawing showing the configuration of the multiple seating and tables is required with each purchase order.

## COMBINATION UPHOLSTERY OPTION

When combination upholstery is specified with fabric of the same grade or COM, an upcharge for dual fabrics is **\$32 list** per unit and **\$61 list** per unit for three fabrics will be applied. When graded in combination upholstery is selected, use the highest grade upholstery selected or to obtain a quote for blended grading contact Customer Service (please provide the fabrics specified and location of where each fabric is to be applied on the product).

## Cressida Option Upcharges

## \$ List

Moisture Barrier (per yard)	61
Removable Seat Cover	81
Guest Removeable 21" & 24" Back Cover	52
Patient Removeable 21" & 24" Back Cover	81
21" & 24" Cleanable Under-Seat Splashguard	57

**NOTE: Option upcharges are per back/seat.**


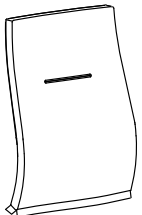



**Patient backs** are available on Freespan units, please change the model number CRE2-PCFG to CRE2-PCFP and add the following upcharges per back:

	Grade 1	Grade 2	Grade 3	Grade 4	Grade 5	Grade 6	Grade 7	Grade 8	Grade 9
21" Chairs	79	91	103	120	141	157	178	203	228
24" Chairs	90	102	115	132	152	170	190	216	239













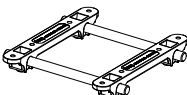
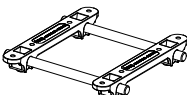
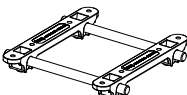
## PRODUCT CODE KEY

Line	Series	Chair Style	Size	Arm Style
CRE	2	PCFG	21x2	OPS
Cressida	Chair	Pre-configured Freespan Guest		Open Arm
			21x3	OPP
				Open Arm Polymer Arm Cap
			24x2	CLS
				Closed Arm
			24x3	CLP
				Closed Arm Polymer Arm Cap

## CRESSIDA | GUEST & PATIENT REPLACEMENT COMPONENTS

DESCRIPTION	MODEL	COM		COL	FABRIC GRADES			LEATHER			WEIGHT	CUBE
		1	2		4	5	6	7	8	9		
	21" Replacement Guest Back Covers CRE2-RBCG21	157	184	214	252	295	334	379	433	488	2	0.8
	24" Replacement Guest Back Covers CRE2-RBCG24	160	186	214	253	295	334	379	433	489	2.3	0.8
	30" Replacement Guest Back Covers CRE2-RBCG30	214	263	313	380	459	529	604	702	800	2.6	0.8
	44" Replacement Guest Back Covers CRE2-RBCG44	227	277	323	392	469	539	618	716	812	3.5	0.8
	21" Replacement Patient Back Covers CRE2-RBCP21	227	278	324	392	470	540	618	716	812	1.9	1.0
	24" Replacement Patient Back Covers CRE2-RBCP24	239	288	337	404	485	553	630	727	827	2.7	1.0
	30" Replacement Patient Back Covers CRE2-RBCP30	266	329	393	485	585	675	777	907	1033	3	1.0
	21" Replacement Guest & Patient Seat CRE2-RS21	359	389	418	462	511	553	600	662	723	9.5	2.7
	24" Replacement Guest & Patient Seat CRE2-RS24	390	420	451	492	540	584	633	693	754	10	2.7
	30" Replacement Guest & Patient Seat CRE2-RS30	434	464	493	538	585	628	677	738	799	11.5	3.4
	44" Replacement Guest & Patient Seat CRE2-RS44	533	570	607	662	724	777	838	914	993	16.5	4.8
	21" Replacement Guest & Patient Seat Cover CRE2-RSC21	157	189	219	260	307	351	400	460	520	1.6	0.8
	24" Replacement Guest & Patient Seat Cover CRE2-RSC24	157	189	219	260	311	351	400	462	520	1.7	0.8
	30" Replacement Guest & Patient Seat Cover CRE2-RSC30	160	190	220	261	312	352	402	462	521	2	1.0
	44" Replacement Guest & Patient Seat Cover CRE2-RSC44	178	218	256	307	370	423	486	562	638	2.5	1.0
	Replacement Guest & Patient Closed Arm Panel CRE2-RCAL	283	307	334	368	409	446	487	538	561	8	.5
	CRE2-RCAR											
	CRE2-RCAC											
	CRE2-RCACPCF											

## CRESSIDA | GUEST & PATIENT REPLACEMENT COMPONENTS

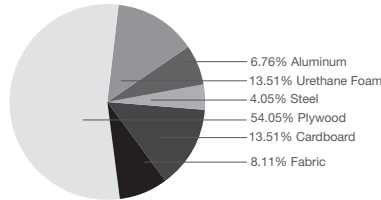
DESCRIPTION	MODEL	SPECIES	PRICE	WEIGHT CUBE	
	Replacement Guest & Patient Front Start Arm & Leg				
	Open Arm				
	CRE2-RLFSOPS	Beech, Maple	161	4.0	1.3
	Open Arm Polymer Cap				
	CRE2-RLFSOPP	Beech, Maple	184	4.0	1.3
	Closed arm				
	CRE2-RLFSCLS	Beech, Maple,	165	4.0	1.3
	Closed Arm Polymer Cap				
	CRE2-RLFCLP	Beech, Maple,	192	4.0	1.3
	Replacement Guest & Patient Front Center Arm & Leg				
	Open Arm				
	CRE2-RLFCOPS	Beech, Maple	161	4.0	1.3
	Open Arm Polymer Cap				
	CRE2-RLFCOPP	Beech, Maple	184	4.0	1.3
	Closed arm				
	CRE2-RLFCCLS	Beech, Maple	165	4.0	1.3
	Closed Arm Polymer Cap				
	CRE2-RLFCCLP	Beech, Maple	192	4.0	1.3
	Replacement Guest & Patient Front End Arm & Leg				
	Open Arm				
	CRE2-RLFEOPS	Beech, Maple	161	4.0	1.3
	Open Arm Polymer Cap				
	CRE2-RLFEOPP	Beech, Maple	184	4.0	1.3
	Closed arm				
	CRE2-RLFECLS	Beech, Maple	165	4.0	1.3
	Closed Arm Polymer Cap				
	CRE2-RLFECCLP	Beech, Maple	192	4.0	1.3
	Replacement Polymer Arm Cap Black		25	1.0	.3
	CRE2-RACB				
	Replacement Polymer Arm Cap Grey		25		
	CRE2-RACG				
	Replacement Guest & Patient Center Freespan Arm				
	Open Arm				
	CRE2-FFLOA	Beech, Maple	165	3.0	1.0
	Replacement Guest & Patient Back Leg				
	CRE2-RLBS - Start		92	6.0	1.2
	CRE2-RLBC - Center				
	CRE2-RLBE -End				
	Replaceable Glide - Front* (1)		18	.25	.2
	CRE2-RGF				
	Replaceable Glide - Back** (1)		19	.25	.2
	CRE2-RGB				
	Replaceable Glide - Set of 4		21	1.0	.3
	CRE2-RG4				
	Chair to Chair Linking Bracket		64	1.5	5
	CRE2-RCCLKB				



## LEED CI CREDITS



MATERIAL CONTENT:



PRE-CONSUMER  
RECYCLED CONTENT - 4.22%

POST-CONSUMER  
RECYCLED CONTENT - 14.49%

Up to 24.32% of this Cressida product is recyclable at the end of its useful life.

CONTRIBUTES TO		
CREDIT 2.1 - 2.2	Construction Waste Management	1-2 point(s)
CREDIT 3.3	Resource Reuse	1 point
CREDIT 4.1	Recycled Content	1 point
CREDIT 4.5	Low Emitting Materials, Systems & Seating	1 point
CREDIT 5.1	Regional Materials*	1 point
CREDIT 7	Certified Wood (MUST BE REQUESTED)	1 point(s)

## level® CERTIFICATION, AIR EMISSIONS AND FSC® CERTIFICATION



### level® CERTIFICATION

BIFMA's e3 Furniture Sustainability Standard is a voluntary, multi-attribute standard that measures the degree of sustainability of furniture. This standard evaluates product and company environmental attributes and compliance systems in a wide range of elements which include Materials, Energy & Atmosphere, Human & Ecosystem Health and Social Responsibility. Cressida products have earned level®, BIFMA's sustainability certification program for furniture, certification through third-party verification against the e3 standard.

### AIR-EMISSIONS

All Cressida products are supplied with air-emissions certified. Contact customer service for information.



### FSC®

In 2005, Krug received Forest Stewardship Council® (FSC®) Chain-of-Custody certification for our manufacturing facilities. The FSC® Chain-of-Custody tracks certified wood from seedling to final sale. It verifies that the material for our FSC® certified products only come from well-managed, FSC®-certified forests and other controlled sources. FSC® is dedicated to the promotion of responsible forest management worldwide helping to take care of forests for future generations. Cressida and other Krug products can be specified with FSC® Certification. Contact customer service for further information, pricing and lead times.



Architects, designers, and building professionals can specify FSC®-certified products in order to achieve a point from the U.S. Green Building Council's Leadership in Energy and Environmental Design (LEED) Rating System.

## CRESSIDA | LOUNGE FEATURES & OPTIONS



### CLEAN OUT

Cressida lounge seating models have a built-in clean out feature: a space at the back of the seat that allows dirt, debris and liquid to fall to the floor for easy clean up and maintenance - designed so that it does not detract from the comfort or appearance of the product.



### TABLETS

Optional Tablets are available on the Cressida Lounge & Modular in veneer, glass, high pressure laminate, solid surface and palette finishes. The Cressida tablet can be fastened to the Cressida Lounge & Modular chairs by the Universal Tablet Mount (mounted left or right), to existing legs and features an elliptical shape of 16 1/2" x 11 1/2" x 3/4" in size. The Cressida Tablet has a turning radius of 360 degrees, which accommodates any worksurface angle.



### ARMS AND ARMLESS

Cressida features five arm options; Armless, Open Arm, Open Arm Polymer Arm Cap, Closed Arm, Closed Arm Polymer Arm Cap. Polymer arm cap is available in Black or Grey.



### POLYMER ARM CAP

Available in Grey and Black colors, the Arm Cap is field-replaceable if necessary.

### GLIDES

Cressida Lounge arm and armless versions are standard with nylon glides.

### WEIGHT CAPACITIES

Cressida weight capacities are as follows:

One-Seat-350 lbs  
One-Seat (Plus) -750 lbs  
One-Seat Wide - 350lbs  
One-Seat Wide (Plus) - 750lbs  
Two-Seat - 525 lbs  
Two-Seat (Plus) - 975lbs  
Three-Seat - 850 lbs  
Three-Seat (Plus) - 1200 lbs

### REPLACEABLE COMPONENTS

Cressida Lounge chairs are uniquely designed to allow virtually all components to be field replaced, providing a very cost effective means to significantly extend the life of the product. Seats, backs and arms are field replaceable.

### OPTIONS



### CASTERS

Cressida Lounge is available with the option of casters. Caster option comes with the two rear casters locking as standard.



### PUSH BAR

This is an option on Cressida lounge when ordered with casters, ergonomically designed to assist care-giving staff in the movement and operation of the chair, and reduce back strain on the caregiver. The push bar is powder-coated steel in Silver Metallic finish.

### PLUS UPGRADE

Cressida seating is available with optional Plus Upgrade. Plus Upgraded seating has been engineered to support higher weight capacities, accommodating a wider variety of users.

### METAL FINISH OPTIONS

Silver Metallic frames are available with an anti-microbial finish for an upcharge of **\$61 list** per arm frame pair or table. Additional Frame Finishes, which include anti-microbial finish, are available for an upcharge of **\$61 list** per per arm frame pair or table. Available colors are: White, Parchment, Sand, Taupe, Warm Grey, Cool Grey or Black. For all metal finishes other than Silver Metallic Standard, there is a minimum order quantity of 30 units per color. Upcharges for order quantities less than 30 units per color or custom metal finishes, please contact Customer Service to obtain a quote.

### MOISTURE BARRIER & CAL 133

California Technical Bulletin 133 is a flammability test for seating. Krug offers a compliance method, in combination with non-flammable upholstery covers, may enable products to meet certification requirements for this test. This process at the same time also provides the products with a Moisture Barrier - a treatment that helps to prevent the passage of liquids and moisture to inside of the upholstered components - thereby conferring sanitary and anti-infection benefits. So when CAL 133 is specified, the product also automatically has a Moisture Barrier, and when a Moisture Barrier is specified, the product also features the compliance method and low flammability features of CAL 133. The application of this up-charge and the compliance method does not mean that the specific configuration of product and upholstery cover are tested and officially certified as being CAL133 compliant. If the official certification is required, Krug will provide this (through an independent certified testing laboratory) at a charge of \$874 per item, plus the cost of the product to be tested. Lead time for certification testing is typically 4-8 weeks.

### REMOVABLE AND REPLACEABLE COVERS

Cressida Lounge Chairs are available with removable seat and back covers.

## DIMENSIONS & COM REQUIREMENTS

	Overall Width	Overall Depth	Overall Height	Seat Height	Height of Arms from Floor	Width Between Arms	Seat Depth	Shipping Weight Open Arm	Shipping Weight Closed Arm	Cube
<b>WITH ARMS</b>										
One-Seat	29.5	30.5	32.5	17.25	25.75	23	19.75	52	74	22
One-Seat Wide	36.5	30.5	32.5	17.25	25.75	30	19.75	62	84	34
Two-Seat	52.25	30.5	32.5	17.25	25.75	45.75	19.75	81	103	34
Three-Seat	75	30.5	32.5	17.25	25.75	68.5	19.75	104	126	49
<b>ARMLESS</b>										
One-Seat	23	30.5	32.5	17.25	-	-	19.75	47	-	22
One-Seat Wide	30	30.5	32.5	17.25	-	-	19.75	57	-	34
Two-Seat	45.75	30.5	32.5	17.25	-	-	19.75	76	-	34
Three-Seat	68.75	30.5	32.5	17.25	-	-	19.75	99	-	49

Note: Cressida plus two-seat and three-seat units have the same dimensions as the regular two-seat and three-seat units.

## COM - YARDAGE REQUIREMENTS

	COM Yardage Seat, Back & Arms	COM Yardage Seat & Back	COM Yardage Seat Only	COM Yardage Back Only	COM Yardage Closed Arms (2) Only
One-Seat - One Chair	5	2.7	1.27	1.83	2.9
One-Seat - Two Chairs	9.7	5	2.03	2.7	5.8
One-Seat - Three Chairs	14.7	7.75	3.57	4.53	8.7
One-Seat - Four Chairs	15.4	10	4.06	5.4	11.6
One-Seat Wide - One Chair	6.4	3.5	1.64	1.9	2.9
One-Seat Wide - Two Chairs	12.8	7	3.28	3.8	5.8
One-Seat Wide - Three Chairs	19.2	10.5	4.92	5.7	8.7
One-Seat Wide - Four Chairs	25.6	14	6.56	7.6	11.6
Two-Seat - One Chair	6.4	4	1.7	2.7	2.9
Two-Seat - Two Chairs	12.8	8	3.4	4.6	5.8
Two-Seat - Three Chairs	19.2	12	5.1	7.3	8.7
Two-Seat - Four Chairs	25.6	16	6.8	9.2	11.6
Three-Seat - One Chair	7.6	5.5	2.6	3.4	2.9
Three-Seat - Two Chairs	15.2	11	4.6	6.4	5.8
Three-Seat - Three Chairs	22.8	16.5	7.2	9.8	8.7
Three-Seat - Four Chairs	30.4	22	9.2	12.8	11.6

Note: Some vinyls, leathers & upholsteries are not suitable for application on Cressida seating. Please refer to [page 48](#) for C.O.M approval process.

## ORDERING NOTES:


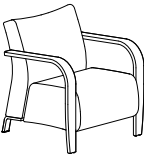

### COMBINATION UPHOLSTERY OPTION

When combination upholstery is specified with fabric of the same grade or COM, an upcharge for dual fabrics is **\$32 list** per unit and **\$61 list** per unit for three fabrics will be applied. When graded in combination upholstery is selected, use the highest grade upholstery selected or to obtain a quote for blended grading contact Customer Service (please provide the fabrics specified and location of where each fabric is to be applied on the product).

Cressida Lounge Option Upcharges	\$ List		\$ List
Moisture Barrier (per yard)	61	One-Seat Removable Back Covers	145
Push Bar	61	One-Seat Wide Removable Back Covers	218
Caster Combination (2 legs & 2 rear casters)	145	Two-Seat Removable Back Covers	288
Casters (set of 4)	218	Three-Seat Removable Back Covers	432
One-Seat Removable Seat Covers	145	One-Seat - Plus Upgrade	88
One-Seat Wide Removable Seat Covers	218	One-Seat Wide - Plus Upgrade	116
Two-Seat Removable Seat Covers	288	Two-Seat - Plus Upgrade	190
Three-Seat Removable Seat Covers	432	Three-Seat - Plus Upgrade	218

**NOTE:** Caster options are available for One-Seat size only, and cannot be combined with the Plus Upgrade option.

CRESSIDA | LOUNGE

DESCRIPTION/MODEL/SPECIES			COM		COL	FABRIC GRADES			LEATHER		
			1	2	3	4	5	6	7	8	9
	One-Seat, Armless CRE3-F1ALS1 n/a		1492	1569	1664	1786	1922	2043	2179	2353	2524
	One-Seat, Open Arm CRE3-F1OPS1 Beech, Maple Palette		1716	1807	1894	2003	2145	2280	2416	2575	2754
	One-Seat, Open Arm with arm cap CRE3-F1OPP1 Beech, Maple Palette		1786	1880	1965	2071	2216	2353	2488	2646	2825
	One-Seat, Closed Arm CRE3-F1CLS1 Beech, Maple Palette		2403	2559	2718	2941	3198	3420	3679	4003	4317
	One-Seat, Closed Arm with arm cap CRE3-F1CLP1 Beech, Maple Palette		2473	2633	2789	3012	3269	3492	3749	4074	4389

ORDERING NOTES:  
COMBINATION UPHOLSTERY OPTION

When combination upholstery is specified with fabric of the same grade or COM, an upcharge for dual fabrics is **\$32 list** per unit and **\$61 list** per unit for three fabrics will be applied. When graded in combination upholstery is selected, use the highest grade upholstery selected or to obtain a quote for blended grading contact Customer Service (please provide the fabrics specified and location of where each fabric is to be applied on the product).

All Cressida lounge are capable of being upgraded to Plus weight capacity. To order please add a “B” after the 4th digit / before the size, and add appropriate upcharge below.

Example: One-Seat – Open Arm = CRE3-F10PS1, to upgrade to Plus add a “B” = CRE3-FB10PS1


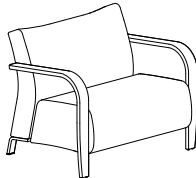

Cressida Lounge Option Upcharges	\$ List		\$ List
Moisture Barrier (per yard)	61	One-Seat Removable Seat Covers	145
Push Bar	61	One-Seat Removable Back Covers	145
Caster Combination (2 legs & 2 rear casters)	145	One-Seat - Plus Upgrade	88
Casters (set of 4)	218		

**NOTE:** Caster options are available for One-Seat size only, and cannot be combined with the Plus Upgrade option.

PRODUCT CODE KEY

Line	Series	Chair Style	Size	Arm Style	Leg Style
<div>CRE</div> Cressida	<div>3</div> Lounge	<div>F</div> Freestanding <div>FB</div> Freestanding Plus	<div>1</div> One-Seat <div>1.5</div> One-Seat Wide <div>2</div> Two-Seat <div>3</div> Three-Seat	<div>ALS</div> Armless <div>OPS</div> Open Arm <div>OPP</div> Open Arm Polymer Arm Cap <div>CLS</div> Closed Arm <div>CLP</div> Closed Arm Polymer Arm Cap	<div>1</div> Legs <div>2</div> Casters <div>3</div> Caster Combination 2 legs & 2 Rear Casters

# CRESSIDA | LOUNGE

DESCRIPTION/MODEL/SPECIES			COM 1	2	COL 3	4	FABRIC GRADES 5			6	7	LEATHER 8		9
	One-Seat Wide, Armless CRE3-FB1.5ALS1    n/a		1579	1681	1783	1930	2094	2241	2407	2614	2822			
	One-Seat Wide, Open Arm CRE3-FB1.5OPS1    Beech, Maple Palette		1832	1935	2039	2185	2349	2496	2661	2870	3079			
	One-Seat Wide, Open Arm with arm cap CRE3-FB1.5OPP1    Beech, Maple Palette		1903	2007	2112	2257	2421	2577	2734	2943	3150			
	One-Seat Wide, Closed Arm CRE3-FB1.5CLS1    Beech, Maple Palette		2514	2690	2868	3116	3399	3647	3932	4280	4914			
	One-Seat Wide, Closed Arm with arm cap CRE3-FB1.5CLP1    Beech, Maple Palette		2586	2761	2941	3187	3471	3720	4004	4353	4986			

## ORDERING NOTES:

### COMBINATION UPHOLSTERY OPTION

When combination upholstery is specified with fabric of the same grade or COM, an upcharge for dual fabrics is **\$32 list** per unit and **\$61 list** per unit for three fabrics will be applied. When graded in combination upholstery is selected, use the highest grade upholstery selected or to obtain a quote for blended grading contact Customer Service (please provide the fabrics specified and location of where each fabric is to be applied on the product).

All Cressida lounge are capable of being upgraded to Plus weight capacity. To order please add a "B" after the 4th digit / before the size, and add appropriate upcharge below.

Example: One-Seat – Open Arm = CRE3-F10PS1, to upgrade to Plus add a "B" = CRE3-FB10PS1

### Cressida Lounge Option Upcharges \$ List


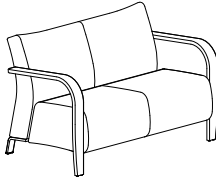
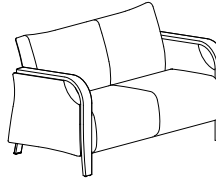
Moisture Barrier (per yard)	61
One-Seat Wide - Plus Upgrade	116
One-Seat Wide Removable Seat Covers	218
One-Seat Wide Removable Back Covers	218

**NOTE:** One-Seat Wide Lounge is not available with caster options.

## PRODUCT CODE KEY

Line	Series	Chair Style	Size	Arm Style	Leg Style
CRE	3	F	1	ALS	1
Cressida	Lounge	Freestanding	One-Seat	Armless	Legs
		FB	1.5	OPS	
		Freestanding Plus	One-Seat Wide	Open Arm	
			2	OPP	
			Two-Seat	Open Arm Polymer Arm Cap	
			3	CLS	
			Three-Seat	Closed Arm	
				CLP	
				Closed Arm Polymer Arm Cap	

CRESSIDA | LOUNGE

DESCRIPTION/MODEL/SPECIES			COM		COL	FABRIC GRADES			LEATHER		
			1	2	3	4	5	6	7	8	9
	Two-Seat, Armless										
	CRE3-F2ALS1	n/a	2467	2597	2718	2904	3105	3284	3492	3744	4003
	Two-Seat, Open Arm										
	CRE3-F2OPS1	Beech, Maple	2689	2818	2948	3127	3333	3513	3714	3973	4231
		Palette									
	Two-Seat, Open Arm with arm cap										
	CRE3-F2OPP1	Beech, Maple	2760	2891	3017	3198	3407	3584	3786	4043	4300
		Palette									
	Two-Seat, Closed Arm										
	CRE3-F2CLS1	Beech, Maple	3377	3579	3778	4059	4381	4660	4983	5391	5792
		Palette									
	Two-Seat, Closed Arm with arm cap										
	CRE3-F2CLP1	Beech, Maple	3448	3648	3849	4130	4453	4732	5055	5465	5865
		Palette									

ORDERING NOTES:

COMBINATION UPHOLSTERY OPTION

When combination upholstery is specified with fabric of the same grade or COM, an upcharge for dual fabrics is **\$32 list** per unit and **\$61 list** per unit for three fabrics will be applied. When graded in combination upholstery is selected, use the highest grade upholstery selected or to obtain a quote for blended grading contact Customer Service (please provide the fabrics specified and location of where each fabric is to be applied on the product).

All Cressida lounge are capable of being upgraded to Plus weight capacity. To order please add a “B” after the 4th digit / before the size, and add appropriate upcharge below.

Example: One-Seat – Open Arm = CRE3-F10PS1, to upgrade to Plus add a “B” = CRE3-FB10PS1

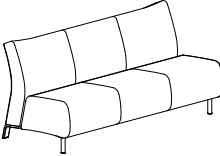
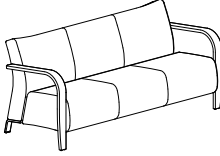
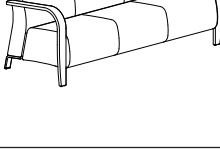
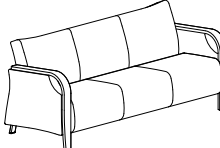
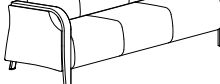
Cressida Lounge Option Upcharges	\$ List
Moisture Barrier (per yard)	61
Two-Seat - Plus Upgrade	190
Two-Seat Removable Seat Covers	277
Two-Seat Removable Back Covers	277

NOTE: Two-Seat Lounge is not available with caster options

PRODUCT CODE KEY

Line	Series	Chair Style	Size	Arm Style	Leg Style
<div>CRE</div> Cressida	<div>3</div> Lounge	<div>F</div> Freestanding	<div>1</div> One-Seat	<div>ALS</div> Armless	<div>1</div> Legs
		<div>FB</div> Freestanding Plus	<div>1.5</div> One-Seat Wide	<div>OPS</div> Open Arm	
			<div>2</div> Two-Seat	<div>OPP</div> Open Arm Polymer Arm Cap	
			<div>3</div> Three-Seat	<div>CLS</div> Closed Arm	
				<div>CLP</div> Closed Arm Polymer Arm Cap	

# CRESSIDA | LOUNGE

DESCRIPTION/MODEL/SPECIES			COM		COL	FABRIC GRADES				LEATHER	
			1	2	3	4	5	6	7	8	9
	Three-Seat, Armless										
	CRE3-F3ALS1	n/a	3349	3530	3700	3944	4231	4474	4755	5106	5455
	Three-Seat, Open Arm										
	CRE3-F3OPS1	Beech, Maple Palette	3579	3749	3931	4173	4453	4704	4983	5336	5685
	Three-Seat, Open Arm with arm cap										
	CRE3-F3OPP1	Beech, Maple Palette	3648	3820	4003	4173	4524	4774	5055	5407	5758
	Three-Seat, Closed Arm										
	CRE3-F3CLS1	Beech, Maple Palette	4259	4510	4760	5106	5507	5857	6253	6754	7249
	Three-Seat, Closed Arm with arm cap										
	CRE3-F3CLP1	Beech, Maple Palette	4330	4583	4834	5178	5579	5929	6324	6823	7319

## ORDERING NOTES:

### COMBINATION UPHOLSTERY OPTION

When combination upholstery is specified with fabric of the same grade or COM, an upcharge for dual fabrics is **\$32 list** per unit and **\$61 list** per unit for three fabrics will be applied. When graded in combination upholstery is selected, use the highest grade upholstery selected or to obtain a quote for blended grading contact Customer Service (please provide the fabrics specified and location of where each fabric is to be applied on the product).

All Cressida lounge are capable of being upgraded to Plus weight capacity. To order please add a "B" after the 4th digit / before the size, and add appropriate upcharge below.

Example: One-Seat – Open Arm = CRE3-F10PS1, to upgrade to Plus add a "B" = CRE3-FB10PS1

Cressida Lounge Option Upcharges	\$ List
Moisture Barrier (per yard)	61
Three-Seat - Plus Upgrade	218
Three-Seat Removable Seat Covers	432
Three-Seat Removable Back Covers	432

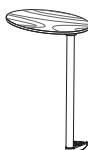
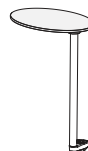

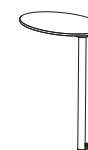
**NOTE:** Three-Seat Lounge is not available with caster options

### PRODUCT CODE KEY

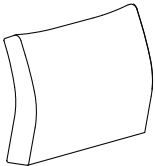
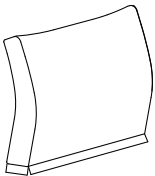
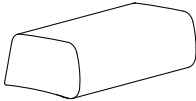
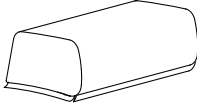
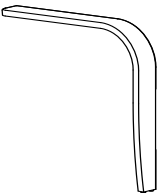


Line	Series	Chair Style	Size	Arm Style	Leg Style
<div>CRE</div> Cressida	<div>3</div> Lounge	<div>F</div> Freestanding	<div>1</div> One-Seat	<div>ALS</div> Armless	<div>1</div> Legs
		<div>FB</div> Freestanding Plus	<div>1.5</div> One-Seat Wide	<div>OPS</div> Open Arm	
			<div>2</div> Two-Seat	<div>OPP</div> Open Arm Polymer Arm Cap	
			<div>3</div> Three-Seat	<div>CLS</div> Closed Arm	
				<div>CLP</div> Closed Arm Polymer Arm Cap	




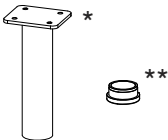
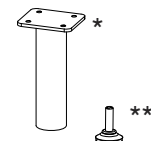

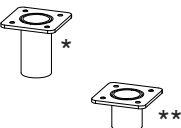
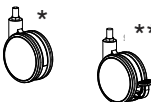
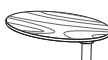


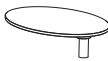
CRESSIDA | TABLET

DESCRIPTION	MODEL	SPECIES	PRICE	WEIGHT	CUBE									
	Wood Tablet CRE3 T1	Beech/Maple	561	12	2									
	Tablet with Palette Finish CRE3 T2	n/a	417	12	2									
	Laminate Tablet CRE3 T4	n/a	561	12	2									
<b>ORDERING NOTES:</b> The laminate tablet comes standard with a polymer edge. Please note Cressida Tablets need to be specified right or left when ordering.														
	Solid Surface Tablet CRE3 RT3	<table><tr><th>A-White</th><th>Grades A-Color</th><th>B</th><th>C</th></tr><tr><td>641</td><td>654</td><td>687</td><td>744</td></tr></table>			A-White	Grades A-Color	B	C	641	654	687	744	12	2
A-White	Grades A-Color	B	C											
641	654	687	744											

# CRESSIDA | REPLACEMENT LOUNGE COMPONENTS

DESCRIPTION	MODEL	COM		COL	FABRIC GRADES			LEATHER			WEIGHT	CUBE
		1	2		4	5	6	7	8	9		
	One-Seat Replacement Back CRE3-RB1	681	741	798	879	973	1056	1148	1267	1382	23	4.2
	One-Seat Wide Replacement Back CRE3-RB1.5B	770	831	891	978	1073	1158	1255	1378	1496	28	5.7
	Two-Seat Replacement Back CRE3-RB2	1008	1092	1179	1299	1438	1559	1695	1869	2041	38	8.8
	Three-Seat Replacement Back CRE3-RB3	1347	1456	1564	1717	1890	2041	2214	2433	2648	52	12
	One-Seat Replacement Back Cover CRE3-RBC1	277	332	391	471	567	647	743	859	978	2.0	1.0
	One-Seat Wide Replacement Back Cover CRE3-RBC1.5	288	348	408	493	591	677	772	895	1015	2.5	1.2
	Two-Seat Replacement Back Cover CRE3-RBC2	384	469	557	677	813	936	1073	1245	1417	3.5	1.8
	Three-Seat Replacement Back Cover CRE3-RBC3	441	550	660	811	984	1138	1311	1528	1746	5.0	2.5
	One-Seat Replacement Seat CRE3-RS1	575	618	660	717	782	841	909	990	1073	28	9.5
	One-Seat Wide Replacement Seat CRE3-RS1.5	745	799	850	925	1010	1083	1168	1271	1378	35	12.0
	Two-Seat Replacement Seat CRE3-RS2	895	948	1004	1081	1166	1242	1328	1438	1545	53	18
	Three-Seat Replacement Seat CRE3-RS3	1198	1281	1363	1481	1611	1727	1861	2029	2193	79	24
	One-Seat Replacement Seat Cover CRE3-RSC1	199	241	283	340	407	464	533	614	697	2.0	1.0
	One-Seat Wide Replacement Seat Cover CRE3-RSC1.5	247	299	352	427	511	584	668	773	879	2.5	1.2
	Two-Seat Replacement Seat Cover CRE3-RSC2	263	319	372	449	535	611	698	806	914	3.5	1.8
	Three-Seat Replacement Seat Cover CRE3-RSC3	336	418	502	618	748	866	999	1166	1330	5.0	2.5
	Replacement Lounge Front Arm & Leg Open Arm CRE3-LROPS Beech, Maple Palette	177									4.0	1.3
	Open Arm Polymer Cap CRE3-LROPP Beech, Maple Palette	213										
	Replacement Closed Arm Panel CRE3-RCA Beech, Maple	387	433	479	542	618	682	757	850	941	20	3.8
	Lounge Replacement Push-Bar CRE3-RPB	59									2	0.3

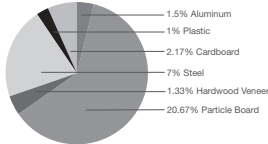
CRESSIDA | LOUNGE & TABLE REPLACEMENT COMPONENTS

DESCRIPTION	MODEL	PRICE	WEIGHT CUBE				
	Replacement Polymer Arm Cap Black CRE3-RACB	37	1.0	0.5			
	Replacement Polymer Arm Cap Grey CRE3-RACB	37					
	Lounge Replacement Front Leg (for armless version) CRE3-RLAF*	57	0.5	0.5			
	Lounge Replacement Front Leg (for armless version) Glide CRE3-RGAF**	18	0.1	0.2			
	Lounge Replacement Plus Upgrade Center Leg CRE3-RLC*	52	0.5	0.5			
	Lounge Replacement Plus Upgrade Center Leg Glide CRE3-RCG**	22	0.5	0.5			
	Lounge Replacement Back Leg CRE3-RLB*	75	1.8	0.5			
	Lounge Replacement Glide CRE3-RGB**	19	0.1	0.2			
	Lounge Replacement Front Leg (for caster version) CRE3-RLCF*	52	0.5	0.5			
	Lounge Replacement Back Leg (for caster version) CRE3-RLCB**	52	0.5	0.5			
	Replacement Casters Non-Locking CRE3-RC1*	71	.75	0.3			
	Replacement Casters Locking CRE3-RC2**	71	.75	0.3			
	Wood Tablet & Mounting Plate Only CRE3 RT1    Beech/Maple	379	5	0.32			
	Tablet with Palette finish & Mounting Plate Only CRE3 RT2    n/a	265	5	0.32			
	Tablet & Mounting Plate Only - Solid Surface CRE3 RT3    n/a	A-White	Grades A-Color	B	C	7	0.32
		514	521	550	595		
	Laminate Tablet & Mounting Plate Only CRE3 RT4    n/a	379	5	0.32			

## LEED CI CREDITS



### MATERIAL CONTENT:



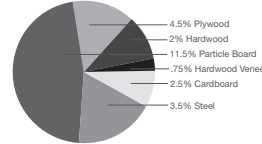
**PRE-CONSUMER RECYCLED CONTENT - 36.34%**

**POST-CONSUMER RECYCLED CONTENT - 26.4%**

Up to 31.25% of this Cressida product is recyclable at the end of its useful life.



### MATERIAL CONTENT:



**PRE-CONSUMER RECYCLED CONTENT - 30.77%**

**POST-CONSUMER RECYCLED CONTENT - 25.68%**

Up to 27.88% of this Cressida product is recyclable at the end of its useful life.

### CONTRIBUTES TO

CREDIT 2.1 - 2.2	Construction Waste Management	1-2 point(s)
CREDIT 3.3	Resource Reuse	1 point
CREDIT 4.1	Recycled Content	1 point
CREDIT 4.2	Recycled Content	1 point
CREDIT 4.5	Low Emitting Materials, Systems & Seating	1 point
CREDIT 5.1	Regional Materials*	1 point
CREDIT 7	Certified Wood	1 point(s)
	(MUST BE REQUESTED)	

\*This credit is only applicable if in total 20% of the combined value of the procurement of construction materials and in the furniture are manufactured within a radius of 500 miles. This credit will apply if the installation of the finished product occurs within 500 miles of Kitchener, Ontario.

## level® CERTIFICATION, AIR EMISSIONS AND FSC® CERTIFICATION



### level® CERTIFICATION

BIFMA's e3 Furniture Sustainability Standard is a voluntary, multi-attribute standard that measures the degree of sustainability of furniture. This standard evaluates product and company environmental attributes and compliance systems in a wide range of elements which include Materials, Energy & Atmosphere, Human & Ecosystem Health and Social Responsibility. Cressida products have earned level®, BIFMA's sustainability certification program for furniture, certification through third-party verification against the e3 standard.

### AIR-EMISSIONS

All Cressida products are supplied with air-emissions certified. Contact customer service for information.



### FSC®

In 2005, Krug received Forest Stewardship Council® (FSC®) Chain-of-Custody certification for our manufacturing facilities. The FSC® Chain-of-Custody tracks certified wood from seedling to final sale. It verifies that the material for our FSC® certified products only come from well-managed, FSC®-certified forests and other controlled sources. FSC® is dedicated to the promotion of responsible forest management worldwide helping to take care of forests for future generations. Cressida and other Krug products can be specified with FSC® Certification. Contact customer service for further information, pricing and lead times.



Architects, designers, and building professionals can specify FSC®-certified products in order to achieve a point from the U.S. Green Building Council's Leadership in Energy and Environmental Design (LEED) Rating System.

## CRESSIDA | TABLE FEATURES

### ANTI-MICROBIAL FINISH

Cressida wood surfaces include an anti-microbial finish that inhibits the growth of some molds and mildews. Surfaces coated in this finish support the reduction of fungal growth, and spores from germs, microbes and bacteria

### STANDARD FINISHES

For a complete list of standard wood finishes, please see [page 50](#). Cressida tables are available in 22 standard finishes.

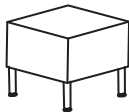
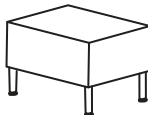

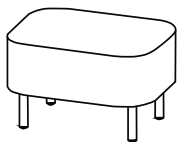
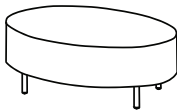
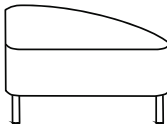
### LAMINATE

Cressida Box-style tables are available in laminate with wood side or laminate side. See [page 50](#) for laminate information.

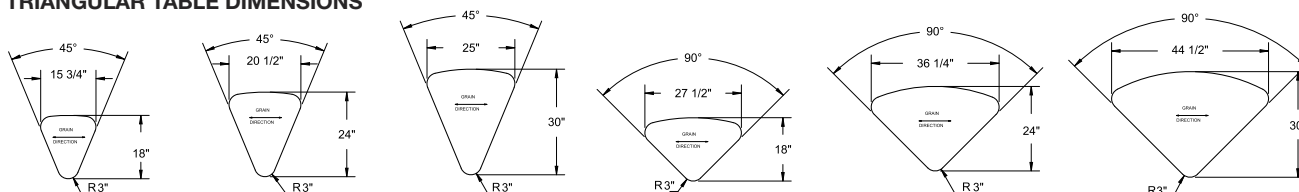
### SOLID SURFACE

Cressida Box-style & Slab-style tables are available with 1/2" solid surface tops. Cressida Light-style tables are available with full solid surface tops, 1" thick. Please contact customer service for a quote.


## CRESSIDA | BOX-STYLE TABLES

DESCRIPTION	MODEL	BEECH PALETTE LAMINATE	MAPLE	LAMINATE TOP W/BEECH SIDES	LAMINATE TOP W/ MAPLE SIDES	W	D	H	WEIGHT	CUBE
	Square Tables									
	CRE4A 181816	1123	1169	1166	1211	18	18	15.75	24	3
	CRE4A 242416	1389	1443	1437	1493	24	24	15.75	34	5
	Rectangular Tables									
	CRE4A 241816	1234	1283	1275	1327	24	18	15.75	28	4
	CRE4A 482416	1986	2064	2056	2135	48	24	15.75	56	10
	Round Tables									
	CRE4A 18D16	927	964	956	995	18	-	15.75	16	3
	CRE4A 24D16	1131	1178	1275	1327	24	-	15.75	23	5
	CRE4A 30D16	1980	2060	2164	2249	30	-	15.75	34	8
	Rectangular Round Corner									
	CRE4 B181816	1205	1253	1249	1297	18	18	15.75	21	3
	CRE4 B241816	1358	1413	1415	1472	24	18	15.75	25	4
	CRE4 B242416	1508	1566	1606	1669	24	24	15.75	30	5
	CRE4 B482416	2190	2277	2344	2438	48	24	15.75	51	10
	Oval Tables									
	CRE4A E241816	1250	1299	1375	1430	24	18	15.75	23	4
	CRE4A E322416	1543	1606	1670	1739	32	24	15.75	34	7
	CRE4A E482916	1960	2038	2097	2179	48	29	15.75	56	12
	Triangular Round Corner									
	CRE4B T1618-45	1131	1178	1148	1194	16	18	15.75	18	2.5
	CRE4B T2124-45	1295	1348	1344	1396	21	24	15.75	23	4.5
	CRE4B T2529-45	1587	1650	1677	1746	25	29	15.75	28	7
	CRE4B T2818-90	1407	1461	1461	1519	28	18	15.75	24	3
	CRE4B T3624-90	1675	1745	1754	1824	36	24	15.75	30	7.5
	CRE4B T4429-90	2014	2094	2034	2115	44	29	15.75	36	11


### TRIANGULAR TABLE DIMENSIONS



## CRESSIDA | BOX-STYLE LINKING TABLES


DESCRIPTION	MODEL	BEECH PALETTE LAMINATE	MAPLE	LAMINATE TOP W/BEECH SIDES	LAMINATE TOP W/ MAPLE SIDES	W	D	H	WEIGHT	CUBE
	Middle Linking Table									
	CRE4 LKI12	895	931	916	955	12	16	-	22	2.5
	CRE4 LKI18	1015	1057	1063	1107	18	16	-	24	2.9
	CRE4 LKI24	1136	1181	1205	1253	24	16	-	29	3.7


**ORDERING NOTE:** Middle Linking Modular Table ships with 2 KB1 brackets.

	End Table Square Corners									
	CRE4A LKE12	930	967	954	993	12	16	15.75	19	2.3
	CRE4A LKE18	1051	1092	1099	1144	18	16	15.75	23	2.9
	CRE4A LKE24	1170	1216	1242	1292	24	16	15.75	28	3.7


**ORDERING NOTE:** End Linking Modular Table ships with 1 KB1 bracket.

	End Table Rounded Corner									
	CRE4B LKH12	1138	1182	1187	1236	12	16	15.75	19	2.3
	CRE4B LKH18	1237	1285	1292	1344	18	16	15.75	23	2.9


	Curvilinear 30° Table									
	CRE4A LKC30	1050	1089	1121	1166	16	16.5	-	15	2.3

	Curvilinear 45° Table									
	CRE4A LKC45	1219	1268	1294	1347	16	17	-	17	2.9

	Curvilinear 60° Table									
	CRE4A LKC60	1386	1441	1481	1539	16	17.5	-	20	3.7

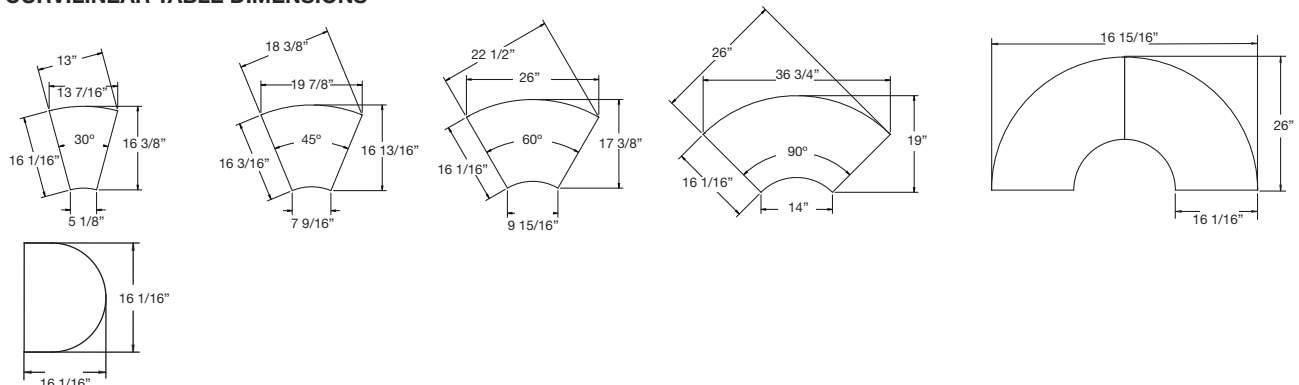
	Curvilinear 90° Table									
	CRE4A LKC90	1609	1672	1724	1794	16	19	-	24	5.4

	Curvilinear 90°x2 Table									
	CRE4A LKC90X2	3031	3154	3250	3383	16	19	15.75	55	10


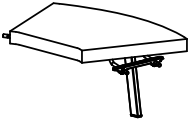
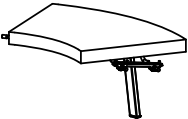
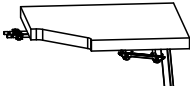
	Curvilinear End Round Table									
	CRE4A LKH12	1155	1202	1205	1253	12	16	15.75	18	2.3
	CRE4A LKH18	1255	1307	1312	1365	18	16	15.75	21	3.6

**ORDERING NOTES:** When fastening two linking tables together, mounting hardware will be provided when ordered, that will include one leg per table (to a maximum of two legs), which will be mounted on the adjoining seam. Cressida Middle tables have the ability to be easily reconfigured, as they are universal and non-handed. They can be moved to a reverse position in almost any configuration to provide a high level of flexibility when specifying.

### CURVILINEAR TABLE DIMENSIONS



## CRESSIDA | SLAB-STYLE LINKING TABLES

DESCRIPTION	MODEL	BEECH PALETTE LAMINATE	MAPLE	LAMINATE TOP W/BEECH SIDES	LAMINATE TOP W/ MAPLE SIDES	W	D	H	WEIGHT	CUBE
	Square and Rectangular Slab Table									
	CRE4C LK1818	670	698	647	673	18	18	-	23	1.5
	CRE4C LK12418	733	765	773	805	24	18	-	26	2.0
	Curvilinear Slab Table with flat front									
	CRE4C LKCRF45	980	1016	996	1037	28	24	16	25	1.8
	CRE4C LKCRF90	1127	1172	1192	1240	38	24	16	45	3.0
	Curvilinear Slab Table									
	CRE4C LKCRF45	980	1016	996	1037	28	24	16	23	1.8
	CRE4C LKCRF90	1127	1172	1192	1240	38	24	16	42	3.0
	Rectilinear Corner table									
	CRE4C LKCSF90	1296	1349	1434	1491	30	30	16	52	3.5

### ORDERING NOTES:

Linking tables can be ordered in conjunction with any of the Krug Multiple Seating. Linking tables are connected to the Multiple Seating via Linking brackets. Hardware for tables can be used left or right handed.

The design of the tables for Cressida Multiple Seating allows for any table to be very easily added or moved to a new position within the configuration - or completely replaced - after the product has been first installed. The attachment of the tables is designed so that they can be readily be taken out of the configuration without any defacing of the adjoining seat frames.

Linking Tables also feature a universal, non-handed design:

They can be moved to reverse position in almost any configuration, providing a high level of flexibility for reconfiguring.

### METAL FINISH OPTIONS





Silver Metallic frames are available with an anti-microbial finish for an upcharge of **\$62 list** per arm frame pair or table. Additional Frame Finishes, which include anti-microbial finish, are available for an upcharge of **\$62 list** per per arm frame pair or table. Available colors are: White, Parchment, Sand, Taupe, Warm Grey, Cool Grey or Black.

For all metal finishes other than Silver Metallic Standard, there is a minimum order quantity of 30 units per color. Upcharges for order quantities less than 30 units per color or custom metal finishes, please contact Customer Service to obtain a quote.

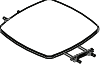






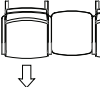

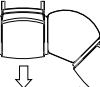
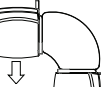
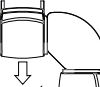
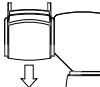
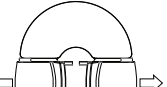


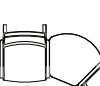

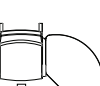
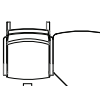
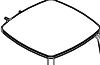



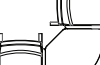
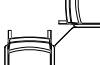
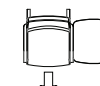
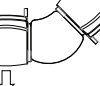
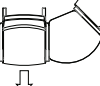
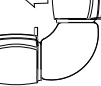
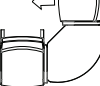
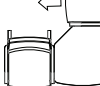
**A drawing showing the configuration of the multiple seating and tables is required with each purchase order.**



## CRESSIDA | LIGHT-STYLE TABLES

DESCRIPTION	MODEL	BEECH PALETTE LAMINATE	MAPLE	LAMINATE TOP W/BEECH SIDES	LAMINATE TOP W/ MAPLE SIDES	W	D	H	WEIGHT	CUBE
	Square Tables									
	CRE4D 222216	561	584	640	666	22	22	16	32	5
	CRE4D 222221	573	597	655	680	22	22	21	34	7
	CRE4D 422216	793	824	950	987	42	22	16	55	9
										
 	Soft Square Tables									
	CRE4D 181816S	508	529	568	591	18	18	16	22	3
	CRE4D 242416S	563	586	656	681	24	24	16	33	5
	CRE4D 363616S	805	837	966	1004	36	36	16	65	12
	CRE4D 181821S	518	539	581	603	18	18	21	25	4
	CRE4D 242421S	575	599	666	695	24	24	21	35	5

## CRESSIDA | LIGHT-STYLE LINKING TABLES

Linked Table -Center	Linked Table - Corner/Radius 45	Linked Table - Corner/Flat 45	Linked Table - Corner/Radius 90	Linked Table - Corner/Flat 90	Linked Table - Corner Rounded Flat	Curvilinear Connector Table 180°
						
CRE4-LKE-22-22	CRE4-LKCRR45	CRE4-LCRF45	CRE4-LKCRR90	CRE4-LKCRF90	CRE4-LKCSF90	
						
						
Linked Table - End						
						
CRE4-LKI-22-22						
						

## CRESSIDA | LIGHT-STYLE LINKING TABLES

DESCRIPTION	MODEL	BEECH PALETTE LAMINATE	MAPLE	LAMINATE TOP W/BEECH SIDES	LAMINATE TOP W/ MAPLE SIDES	W	D	H	WEIGHT	CUBE
 Center Square Table CRE4D LKI2222		564	588	644	670	22	22	-	23	1.5
 End Square Table CRE4D LKE2222		559	582	639	664	22	22	16	34	1.5
 Curvilinear Connector Table 45° with flat edge CRE4D LKCRF45		670	698	639	664	28	24	16	27	2.2
 Curvilinear Connector Table 45° CRE4D LKCRR45		670	698	639	664	28	24	16	26	2.2
 Curvilinear Connector Table 90° with flat edge CRE4D LKCRF90		729	758	921	959	38	24	16	32	2.2
 Curvilinear Connector Table 90° CRE4D LKCRR90		729	758	921	959	38	24	16	32	2.2
 Rectilinear Corner Connector Table 90° CRE4D LKCSF90		773	805	927	964	30	30	16	42	2.2
 Curvilinear Connector Table 180° CRE4D LKCRR180		1136	1180	1321	1375	55	29	16	60	4.4

### ORDERING NOTES:

Linking tables can be ordered in conjunction with any of the Cressida Multiple Seating.

**A drawing showing the configuration of the multiple seating and tables is required with each purchase order.**

Rectilinear Corner Connector table 90° include a support leg in the outer corner.

All end linking tables include 2 legs. All Curvilinear tables include one supporting center leg.

# GENERAL INFORMATION

## Terms and Conditions

Net 30 days on approved credit. A late payment charge of 1% per month will be applied on overdue invoices. This charge will be pro-rated to the number of days past 30 days that the invoice is overdue. All applicable sales taxes are extra. Distribution of this price list does not in itself constitute an offer to sell. Orders can be received only from authorized Krug dealers. Acceptance of any order and terms of sale may be established at the discretion of Krug. Deposits are required on orders received from new accounts as well as on large or special orders. Krug reserves the right to discontinue designs, or to change designs, construction, prices, or materials without notice.

## Contact Information

Phone: 1.888.578.KRUG (5784) | Fax: 1.519.748.5177

Purchase Order Fax: 1.888.236.4783

Purchase Order E-mail: orders@krug.ca

Web: www.krug.ca E-mail: solutions@krug.ca

## Customer Service Hours

Please note customer service hours are:

8:30 am to 5:00 pm est

## Customer Satisfaction

It is the primary goal of Krug and our staff to ensure the complete satisfaction of our customers with our products and performance. If a problem arises with a Krug product after the expiration of the limited warranty period, Krug will exercise its best efforts to achieve the satisfaction of the customer in a manner that is fair to all concerned.

## Order Acknowledgments

Each order will be acknowledged via e-mail or fax. This acknowledgment is the final agreement between Krug and the customer, superseding all previous communications regarding the purchase order. Where there is a discrepancy on a purchase order between a product code and a description, Krug will make every effort to resolve the discrepancy, but will be ruled by the product code ordered. Please check all acknowledgments for accuracy, and advise Krug of any discrepancies with a purchase order.

## Order Cancellation

Krug reserves the right to not accept or allow cancellation of orders. All products are manufactured on a custom-made, make-to-order basis, and the purchasing, engineering and production of orders begins shortly after order placement - and the customer purchase order is a contract that authorizes Krug to manufacture the products. Acceptance of order cancellation (or partial cancellation) is solely at the discretion of Krug, and is dependent on the extent to which engineering, purchasing and manufacturing has been initiated by the time cancellation is requested. No order cancellations (partial or otherwise) are allowable more than 4 weeks from date of order placement (as order production is unable to be terminated by that point), and full payment of the acknowledged order value is required for any orders cancelled after 4 weeks. Cancellations may be allowable in less than 4 weeks after order placement, depending on the extent to which manufacturing has been initiated. An acceptance of order cancellation requires that the purchaser agrees to make payment for all costs incurred to the point of acceptance of cancellation. Cancellation charges include all costs for purchase of dedicated material and components, engineering costs for non-standard products, and all costs for manufacturing completed to that point, as well as a \$367 net charge for processing of the original order and for processing of cancellation invoicing.

## Pricing

Krug endeavors to ensure that all prices in this price list reflect accurately our current prices. However, errors do occur and will be rectified through notices to the field. Krug reserves the right to acknowledge pricing that may be different from the price list.

## Storage Charges

Krug reserves the right to assess a nominal storage charge if a customer does not accept shipment of an order within a week of the ship date.

## Warranty

Krug warrants the construction and the finish of all our products to be free from defects in materials and workmanship for the lifetime of their use. This warranty is applicable to products in use by their original purchaser. This warranty does not apply to components not manufactured by Krug including textiles, which are subject to the specific warranties of those manufacturers, if any. Textiles (fabric, leather, vinyl, or any other covering material) suppliers do not guarantee their products for durability and color fastness, and nor does Krug. Casters, mechanical and electrical components have a warranty of five years from the date of purchase. The Krug warranty does not apply to COM-specified materials, damage caused by a carrier other than Krug, or variation in wood finishes due to natural wood color variation. Krug cannot be held responsible for variations in fabric dye lots from order to order. All fabric is carefully inspected when it is received, but a degree of variation in color should be expected. Repairs or replacement of any defect covered under this warranty by Krug will be made, at our option and method, at no charge to the original purchaser during the warranty period. Krug's judgement is final and binding with respect to the nature or cause of defects or damage, and the necessity or manner of repair or replacement.

This warranty does not apply to defects or damage resulting from:

- normal wear and tear occurring with the use of the product
- negligence, misuse, excessive use, alteration, improper cleaning or repair
- substitution or use of incorrect or unauthorized components or material
- handling or installation that is incorrect, or that causes damage or defect
- damage incurred by a freight carrier other than Krug
- wearing of finishes and fabrics, and normal variations in materials (including dye lot variations)
- properties of natural materials, including wood and leather
- exposure to environments with uncontrolled temperature and humidity (products must be transported, stored and used in climate-controlled conditions)

Note, specific warranties for components and materials not manufactured by Krug:

**Jordan Sleepers Heavy-Duty Mechanism**, made with heavy gauge steel and minimal moving parts - is backed by a 5-year warranty on the mechanism itself, in addition to the lifetime warranty on the rest of the product. If it does become damaged or degraded, the mechanism can be field-replaced.

**Juno and Trevisa Overbed Tables** have a 2-year warranty.

## Blanket Wrapping

Krug will blanket wrap larger seating orders at customer's request. Please indicate on your purchase order and contact Customer Service.

## Export Packaging

Krug is pleased to provide the option for export packaging on all our products, to provide additional protection from damage. For shipments overseas, a quote for export packaging can be provided, based on the products to be ordered and the delivery destination - please contact Customer Service or Bids & Specification Support for more information and a quotation. KRUG is not responsible for shipment damage occurring on overseas shipments

Export Packaging is STRONGLY RECOMMENDED for:

- (A) all shipments outside of the lower 48 states and Canada.
- (B) all shipments that will be held in storage for an extended period prior to installation.

**Important:** Please note that Krug will not be responsible for damage claims on product shipped or stored in the above conditions but where export packaging has not been utilized.

## Dimensions

Dimensions are in inches and approximate, and subject to change without notice. Contact Customer Service if dimensions are critical.

# GENERAL INFORMATION

## Freight Terms and Conditions

1. All product is shipped FOB the Krug factory. Freight is either pre-paid to the destination or not pre-paid, depending on established customer specific freight terms.

2. Docks at the selected delivery location must be equipped to handle a 53' trailer. If a dock is inadequate for delivery by Krug, Krug will re-deliver to another local location and any additional costs will be charged to the customer.

3. For all deliveries, it is understood that Krug or its agent is making a dock delivery only (equipped to handle a 53' trailer), and any further work of truck unloading, delivery beyond the dock, installation, and removal of packaging is not authorized or paid for by Krug.

4. Drop shipments to the installation site, and timed deliveries, are available on larger shipments (full truckloads or slightly less) at no additional charge. Drop shipments or timed deliveries for smaller shipments may not be available, or if available will require a surcharge. Deliveries on an after hours basis, or on weekends, or any other special requirements, may be subject to a surcharge. Location and contact information, and the requested time of delivery, is required at least one week prior to the acknowledged shipment date. If this information is not provided one week in advance, or if the location or time of the drop shipment is changed less than one week in advance, a surcharge may be applied, and/or the drop shipment may not be scheduled. For deliveries requested Monday to Thursday after 5:00 pm, please apply a surcharge of \$262/shipment. For deliveries requested Monday to Friday before 7:00 am, please apply a surcharge of \$262/shipment. For deliveries requested Friday (after 3:00 pm) or weekends, please apply a surcharge of \$525/shipment. (local times).

5. For all deliveries - whether to the Customer location or drop shipment - any circumstances that result in the delay of our carrier (including unsuitable receiving facilities, or facilities not open or available), service charges will be applied at the rate of \$78/hour. Where re-delivery is necessary because of these circumstances, the full cost of re-delivery will be charged. If Less Than Truck Load is delivering, one hour is allocated to unload. Any additional time required to unload after the first hour is \$78/hour. If a Truck Load is delivering the order, three hours is allocated to unload. Any additional time required to unload is \$78/hour. Direct deliveries to site for large orders are possible, (must exceed \$60,000 net), and accommodate 48 - 53' trailers. Krug is responsible for delivery to the approved delivery address. If an address change is required, this must be authorized by Krug 5 business days prior to ship date. Any additional delivery costs incurred after this time will be charged to the customer.

## Product Strength and Durability Testing

All Krug products have been thoroughly tested, and exceed the testing requirements of ANSI/BIFMA seating standard. Specific test results and documentation are available on request.



## Installation Support

For assistance please contact Technical Support at 1-888-578-5784 x216 or e-mail [installationhelp@krug.ca](mailto:installationhelp@krug.ca) and you will be directed to the appropriate installation support person.

## Damaged Shipments

All Krug product is well engineered, carefully inspected, and expertly loaded onto our trucks at our Distribution Center. If you receive any damaged freight, we ask that you do not refuse the shipment. Krug is not responsible for damage to goods that occurs in transit or

storage. It is the purchaser and/or receiver's responsibility to examine the goods upon receipt and to notify Krug of any damages, overages or shortages. Any discrepancies should be noted on the Bill of Lading. The delivering carrier will not accept responsibility for shortages or damages if signed "clear". Notification of concealed damage claims must be made to Krug Distribution within 5 days of delivery, along with digital pictures if available. All product and packaging must be available for inspection. Krug liability ceases after 5 business days and Krug will not be responsible for concealed damages if shipments are left unopened. Krug is not responsible for the condition of product that is stored or installed in an environment where temperature and humidity are not controlled.

## Field Product Report Authorization

Krug's written authorization, in the form of an FPR number, must be obtained prior to incurring charges of any kind if Krug is expected to pay these charges. This includes authorization for returns, field repairs and replacements, post field repairs, installation and delivery charges. Krug reserves the right to have its representative inspect product related to any request for such authorizations, prior to that authorization being provided. Deductions from invoices paid for any charges to Krug, without prior written authorization in the form of an FPR, will not be accepted. Digital photographs may be required to complete the FPR process.

## Returns

No merchandise may be returned without Krug's prior written consent. In the event of an authorized return, a Field Product Report (FPR) number will be issued, and a restocking charge will apply. Return transportation charges must be prepaid. Unauthorized returns will not be accepted and will be returned freight collect. All merchandise being returned must be properly packaged in its original or comparable replacement packaging to ensure protection of the product during handling and transportation. Returns on orders duplicated by the customer must be received in their original packaging to be accepted. Product being returned where Krug has authorized its liability for replacement or repair will be thoroughly inspected on its return, and the results compared to the reason for the return stated on the FPR. Any discrepancies, such as additional damage, signs of usage, missing parts, etc., will result in an adjustment to the amount of credit issued.

## Custom Capabilities

Over 15% of our orders involve some type of custom work, and we invite our customers to make use of our extensive capabilities.

These include:

- 1) Dimensional customization of standard size products
- 2) Custom finishes
- 3) For larger orders, completely custom-designed products, as well as non-standard wood species can be specified.

Custom orders may require additional production lead times. Contact Engineering at the e-mail address [engquotes@krug.ca](mailto:engquotes@krug.ca).

## Care and Maintenance Leather

Leather is a natural product and requires very little care during use. Most stains can be removed with a clean dry cloth. For stubborn spots and stains, use a mild non-detergent cleaner, rinse well and let air dry naturally. Do not use saddle soap, cleaning solvents, furniture polish, oils, varnish, abrasive cleaners, soaps or ammonia waters.

## Fabric Upholstery

Professional upholstery cleaning is recommended.

## Flammability Standards for Krug Textiles - Upholstery Program


- Passes State of California Technical Bulletin CAL 117-2013



Krug Textiles - Stocked Fabric Program

Grade 1

**ARLO**



308 MIDNIGHT



306 PETROL



908 CHARCOAL



93 SEAL



601 PEARL



84 NUTMEG



62 OATMEAL



90 LIMESTONE

**FRANKLIN**




47 CAMEL



3009 MIDNIGHT



67 FAWN




97 CINDER



94 METAL



909 BLACK



9004 CHARCOAL




308 PETROL



108 ORCHID

**COMRADE**




309 MIDNIGHT



84 TEAK



63 LINEN



24 ALPINE



905 IRON



601 SNOW



57 MARIGOLD



31 DUCK EGG

**FELICITY**



601 IVORY



305 SKY




603 TAUPE



93 COAL



405 HENNA



64 PUTTY



62 FAWN



36 BLUEBERRY

# KRUG TEXTILES - UPHOLSTERY FABRICS

## Krug Textiles - Stocked Fabric Program

### Grade 2

#### GRADDY




25 CAPER



31 SKY



604 FLAX



901 CHAR



93 GRAY



34 SLATE



84 TEAK



98 NICKLE

#### YATES




84 BIRCH



44 CLAY



87 TAUPE



25 JUNIPER



305 INDIGO



109 CRANBERRY



803 TOAST



92 ZINC



91 SILVER



908 CHARCOAL

#### MCCOY



608 TUNDRA



601 CREME



908 CHARCOAL



62 COPPER



108 CORDOVAN



32 ROBIN'S EGG




94 MERCURY



84 BARK

#### ORIS




908 DOMINO



604 BARK



601 CREAM



306 DELFT



902 ZINC



305 MIDNIGHT



64 PUTTY




205 CHARTREUSE




Krug Textiles - Stocked Fabric Program

Grade 3


**MORITZ**




205 SPEARMINT



61 OYSTER




306 CADET




104 MULBERRY



31 AEGEAN



9008 CHARCOAL



82 CLAY



304 CAPRI


**LORENZO**



306 INDIGO



24 ALPINE




64 LINEN



91 FLANNEL




32 MIST



601 CREAM



106 HENNA



604 STUCCO

**BISCOTTI**



302 CAPRI



45 SPICE



61 DESERT



91 GRANITE

**INTRIGUE**



601 OYSTER



27 OLIVE



4003 OCHRE



908 CHARCOAL



3009 MIDNIGHT



805 PECAN



608 STUCCO



605 STRAW



# KRUG TEXTILES - UPHOLSTERY FABRICS




## Krug Textiles - Faux Leather Program - Grade 2



## Krug Textiles - Leather Program - Grade 8

Please contact Customer Service for specific information on leathers, available colors and lead times.



## Krug Textiles - Cut fabric NET price per yard

Grade 1	\$21
Grade 2	\$33
Grade 3	\$44

## LATEX FREE

Krug products are made with latex-free materials to prevent the allergic reaction that latex causes in some people.

## CUSTOMER'S OWN MATERIAL - C.O.M.

### Customer's Own Material (COM/COL)

COM/COL must be received three weeks prior to the acknowledged ship date. Orders with COM/COL not received by the required deadline will be delayed. A description of the upholstery cover, including supplier name, pattern name, upholstery cover name and color number must be included with the purchase order.

COM/COL testing requires 3 business days and samples are to be directed to Customer Service. The customer has the option of providing the sample COM/COL before, at time of order, or once the sample COM/COL is received. If the customer does not send a sample for approval in advance of sending actual material, Krug will not be responsible for the cost of any upholstery cover or other material that it determines to be unsuitable for the product or our process.

When the COM/COL upholstery cover is received at Krug, it must be clearly identified with the upholstery cover name and color, and tagged with name of the Krug customer and purchase order number. Krug will inspect all COM/COL upholstery covers when received to determine if it will be suitable for upholstery. Where Krug feels that the upholstery cover or leather specified will compromise the quality or integrity of our products, customers will be contacted to direct these concerns. Further, Krug reserves the right to refuse to accept and use any COM upholstery covers or leathers that will compromise our products in any way that is unacceptable to Krug. Krug cannot assume responsibility for the durability or tailoring quality of customer's own material.

Yardage specified in this price guide is approximate. In the case of multiple product orders, multiply the number of items by the COM yardage specified to determine upholstery cover required, unless otherwise indicated. Additional yardage may be needed if the material is less than 54" wide, or patterned or striped and requires matching. All COMs are cut "up the roll" unless otherwise stated by the customer. All striped upholstery covers will be applied vertically unless otherwise stated by the customer and after approval by Krug. Krug will not be responsible for directional or positional problems with its application of COM material, unless it has been provided with explicit instructions by the customer. Special instructions should be sent to Krug Customer Service, including a sample (or photocopy) of the upholstery cover. Krug is not responsible for instructions sent with the upholstery cover rolls, or for the method of upholstery if no instructions have been provided.

Price increases and freight charges to COM/COL acquired on the customer's behalf will be passed onto the customer.

### Application of Directional Upholstery cover

Some COM upholstery covers will be considered directional by Krug even though they are not considered directional by the supplier. All COMs are automatically cut "up the roll" unless otherwise stated by the customer (please see below).



Standard-Cut  
"up the roll"



Non-Standard-Cut  
across the roll "railroad"

### COM/COL Shipping Procedures

For seating COM/COL upholstery covers, please send upholstery covers to:

Krug Inc.  
111 Ahrens Street  
Kitchener, Ontario  
Canada N2H 4C2

#### Attention: RECEIVER

COM/COL orders cannot be scheduled into production until the upholstery cover has arrived and inspection is complete.

All packages must be clearly marked

**"For Customs Clearance by Willson International Custom Brokers".**

According to the North American Free Trade Agreement (NAFTA), goods shipped between the United States and Canada can qualify for exemption from all duties, or for a reduction in duties, if the goods can be proven to originate in either the United States, Canada or Mexico.

Canada Customs requires that a [NAFTA Certificate of Origin](#) and a [Commercial Invoice](#) be completed and sent with the upholstery cover shipment. The Commercial Invoice must clearly state the description of the upholstery cover, the selling price, the make-up or content, and the purchaser. The absence of these two documents will delay the shipments at the U.S./Canada border, thereby potentially delaying the customer order. If the total value of the shipment is less than \$1200 U.S., Customs will accept a Low Value Statement of Origin in place of the NAFTA Certificate of Origin. The Low Value Statement must be signed by a representative of the exporting company. This statement may either be included on the commercial invoice or attached to the invoice. Krug is happy to answer any questions or concerns about COM/COL shipping procedures and the required documents.

### CAL 133 & Moisture Barrier

California Technical Bulletin 133 is a flammability test for seating. Krug offers a compliance method which, in combination with non-flammable upholstery covers, may enable the products to meet certification requirements for this test. This process at the same time also provides the products with a Moisture Barrier - a treatment that helps to prevent the passage of liquids and moisture to inside of upholstered components - thereby conferring sanitary and anti-infection benefits. So when CAL 133 is specified, the product also automatically has a Moisture Barrier, and when a Moisture Barrier is specified, the product also features the compliance method and low flammability features of CAL 133.

The application of this upcharge and the compliance method does not mean that the specific configuration of product and upholstery cover are tested and officially certified as being CAL 133 compliant. If official certification is required, Krug will provide this (through an independent certified testing laboratory) at a charge of \$874 per item, plus the cost of the product to be tested. Lead time for certification testing is typically 4-8 weeks. Krug assumes no responsibility for the testing of our products in combination with upholstery covers, or for the results of any testing conducted. Some specific configurations of product and upholstery have already been tested. Please contact Customer Service for additional information.

### C.O.L. Yardage

To calculate C.O.L. yardage required, please use the following conversions based on COM yardage: Leather must be ordered in square footage.

- 17 square feet in a yard
- Approx. 3 yards in a hide
- Approx. 51 square feet in a hide
- Please use grade 3 pricing for COL

### Upholstery Cover Yardage Calculation

To calculate yardage required for COM and other non-standard upholstery cover orders, please contact Krug Customer Service at 1.888.578.5784. Unless otherwise stated, upholstery cover rolls are assumed to be a minimum 54" wide. Please use the guide below to calculate the percentage of extra upholstery cover required to cover large repeats. The repeat is calculated by adding both the vertical and horizontal measurements together and then referring to the chart below for extra yardage required.

		2"-14"	15"-19"	20"-27"	28"-36"
FABRIC	Plain	Repeat	Repeat	Repeat	Repeat
54	0%	10%	15%	20%	25%
53-50	16%	20%	25%	30%	35%
48	16%	25%	30%	35%	40%
45	40%	50%	55%	60%	65%
36	50%	60%	65%	70%	75%

# GRADED-IN UPHOLSTERY PROGRAMS

Krug has partnered with several textile brands to grade in their offerings, designed to provide a wide range of upholstery selections for our seating products.

Upholstery pricing and availability is subject to change without notice. We grade this upholstery according to the pricing of the fabric suppliers - when their pricing changes, the Krug grade may change.

When placing an order, a Krug customer must specify the complete upholstery number, along with the appropriate Krug model number and finish. Krug will supply the complete product at the prices listed. Orders specifying graded-in upholstery cannot be cancelled once the upholstery has been ordered.

## Upholstery Grades

To determine the price of a product for graded-in upholstery, use the reference lists located on Krug's website under - Products - Textiles, to view the upholstery grade (1-9). Krug is not responsible for the discontinuation of this upholstery. Please contact Customer Service for information on upholstery not listed.

When two upholstery selections are specified for use on seating, the higher grade upholstery price will apply to the order.

High Performance upholstery; Polyurethane, Vinyl or Crypton, is particularly suitable for healthcare and other intensive-use environments.

## Upholstery Samples

If you require additional samples or memos for presentation, please contact fabric supplier directly.

## Flammability Standards

- Tunnel Test Surface Ratings Class A rating
- Class 1 UFAC
- Passes State of California Technical Bulletin CAL 117-2013

Please contact fabric supplier directly for further flammability information pertaining to specific upholstery.

## Special Conditions

Acknowledgments will give the estimated delivery date of the finished product. Some upholstery is imported, and availability may affect estimated delivery time. For large projects, please contact fabric supplier directly for availability of yardage.

# KRUG EXPRESS PROGRAM

## PROGRAM DETAILS

*KrugExpress* orders are ready to ship by the date acknowledged. Delivery and shipping schedules may result in actual shipping of orders at a later date. Statutory holidays and scheduled factory vacations may add to acknowledged lead times of *KrugExpress* orders. Unless otherwise specified on the order, the customer's standard method of shipping Krug products will be utilized.

Available factory capacity for *KrugExpress* is filled by orders received on a "first come, first serve" basis. If the normal *KrugExpress* lead time is not available for your order because available capacity has been filled, you will be immediately advised of the earliest available ready-to-ship date. Please consult your Customer Service representative in advance if you wish to confirm the specific lead time availability for a *KrugExpress* order.

Orders must be received by midnight of a given day for that day to be considered the official day the order is received. Order lead times are acknowledged from the date the order is received, but not including the date the order is received.

*KrugExpress* orders must be "clean" when received in order to be considered officially received on a given day, and lead times will be acknowledged from the date orders are determined to be "clean".

Changes to *KrugExpress* orders are not allowed under any circumstances.

Orders for product on *KrugExpress* must clearly state: "*KrugExpress*".

COM and graded-in upholstery is available on Krug Express. Orders are scheduled on Krug Express, and given the best available date, when the upholstery is received at Krug. Some conditions apply.

## SEATING & OCCASIONAL TABLES PROGRAM

Orders for seating products on the *KrugExpress* program may be subject to quantity maximums. Please contact Krug Customer Service for more information.

Quantity maximums are dependent upon available capacity, in order to insure that we ship all orders on time. Please note that the CAL 133 option is not available on *KrugExpress*.

Only standard wood finishes are available for *KrugExpress* orders. Laminates are not available on *KrugExpress*.

*Krug Express* includes all Krug seating and occasional tables as well as Krug conference and casegood products to complement this seating offering.

## WOOD FINISHES

Standard wood finishes are:

### Finishes on Beech

Appalachian Cherry  
American Cherry  
Imperial Cherry  
Light Cherry  
Medium Cherry  
Natural Cherry  
Sable Cherry  
Standard Cherry  
Light Oak  
Harvest Oak  
Mahogany  
Mellow Oak  
Espresso  
Cordovan Walnut  
Natural Walnut  
Regular Walnut  
SilverGrey on Walnut  
Dark Walnut  
Clear Beech  
Medium Anigre

### Finishes on Maple

Clear Maple  
Honey Maple  
Wheat Maple

### PALETTE

Palette finishes available for applicable products.

Black  
White  
Soft Green  
Steel Blue  
Slate

## NATURAL CHARACTERISTICS OF WOOD

Wood is a natural product with inherent color variations that will never be fully mitigated by the finishing process. Please anticipate variation in colors within a single unit, from piece to piece, and from Krug wood finish samples. If a very close match is required, a sample must be provided with the order and an upcharge will apply. Exact color matches are not possible.

### Custom Wood Finishes

Add 10% list to your order for special finishes, minimum upcharge is \$525 list per finish per order. (For example, on all orders up to \$5250 list, an upcharge of \$525 will apply, on orders \$5000 and up add 10% list to your order.)

Special finish upcharges on seating products are calculated on a grade 1 value. For orders with special finishes, a sample that is a minimum 3" by 3" must be received with the order. Special finishes may add additional lead time to production schedules. Since wood is a natural product, some variations in grain, color and stain acceptance will occur. In our finishing processes, we try to minimize variations, but some variation between samples and finished goods should be anticipated.

### Dual Finishes

Add 10% list per item if specifying dual finish.

### Standard Wood Finishes

No upcharge will be applied when specifying a finish available as standard on one species onto maple seating and occasional tables. Clear finishes are not available on other species since they are a clear finish on top of the natural veneer color.

## WOOD FINISHES TO MATCH STANDARD LAMINATES

Willow on Beech  
Copper on Beech  
Shiraz Cherry on Beech  
Park Avenue Walnut on Beech  
Chocolate on Beech  
Nutmeg on Beech  
Portobello on Beech  
Ash on Beech  
Dune on Maple

## LAMINATES

Krug's in-stock Laminates are available in 17 different laminate selections. Please note that 4 of the colors (Gingerbread, Portobello, Ash and Willow) have textured finishes and may not be appropriate for use in patient areas due to infection control concerns. Minimum order quantities and extended lead times may apply for exotic laminate colors, please check with customer service. Polymer Edge will be selected to match the worksurface. Krug's previous laminate in-stock program will be phased out as in-stock supply depletes. Please contact customer service for availability.

### IN-STOCK LAMINATES

Wood Grain Laminates	High Pressure Laminate Supplier	Textured Wood Grain Laminates	High Pressure Laminate Supplier
Champagne	Tafisa T492CR	Gingerbread	Tafisa T556UR
Hardrock Maple	Formica 86992-58	Portobello	Tafisa T557UR
Dune	Tafisa T491CR	Ash	Tafisa T535AT
Copper	Tafisa T521CR	Willow	Tafisa T543AT
Shiraz Cherry	Tafisa T472CR	<b>Solid Laminates</b>	
Park Avenue Walnut	Wilsonart 7984-38	Designer White	Wilsonart D354-60
Chocolate	Tafisa T498CR	Platinum	Tafisa T202CR
Nutmeg	Tafisa T477CR	Earth	Tafisa T767CR
Dark Walnut	Tafisa T469CR	Charcoal	Tafisa T228CR

### PHASE OUT LAMINATES

Almond - Black- Shadows - Edgewood Sycamore - Gunstock Walnut

### Non-Stocked Laminates

For specific lead time and application questions, please contact Krug Customer Service for your requirement. Upcharges will be applicable for non-stocked laminates, depending on their cost. Non-stock laminates may require a minimum order quantity, please contact customer service. Stocked polymer edges only can be specified for use with non-stocked laminates or tops will be self-edged.

# CRESSIDA | FINISHES


## SOLID SURFACE PROGRAM

The Solid Surface option provides an enhanced durability, protection and cleanability. It is available in 8 standard colors and is replaceable if it becomes damaged or degraded. See individual products for list upcharge chart.

### GROUP GRADE A - WHITE




Glacier White



Cameo White

### GROUP GRADE A - COLOR




Bisque




Linen

### GROUP GRADE B



Antarctica

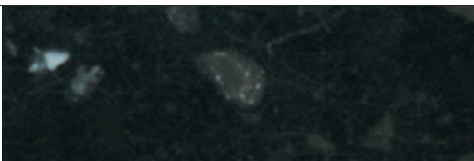


Savannah

### GROUP GRADE C




Dove



Deep Night Sky

## METAL FINISHES



Silver Metallic

## URETHANE COLOR OPTIONS



Taupe




Grey



Black





The mark of responsible forestry



All products are air emissions certified and are available as FSC® certified

# krug

solutions@krug.ca | www.krug.ca | 1.888.578.KRUG