

DORSO
Price and Specification Guide
CANADA



krug

Advancing Design Through Innovation

DORSO | TABLE OF CONTENTS

DORSO

2	Dorso E-Line Environmental Summary
3	Dorso E-Line & Dorso T-Line Features & Options
4	Dorso E-Line Dimensions & COM
4	Dorso T-Line Dimensions & COM
5	Dorso E-Line Pricing
9	Dorso T-Line Environmental Summary
10	Dorso T-Line Pricing
14	Dorso Weave Environmental Summary
15	Dorso Weave Features & Options
16	Dorso Weave Pricing
20	Dorso S-Line Environmental Summary
21	Dorso S-Line & N-Line Features & Options
22	Dorso S-Line & N-Line Dimensions & COM
23	Dorso S-Line Pricing
25	Dorso N-Line Pricing
27	Dorso Guest Environmental Summary
28	Dorso Guest Pricing

GENERAL INFORMATION

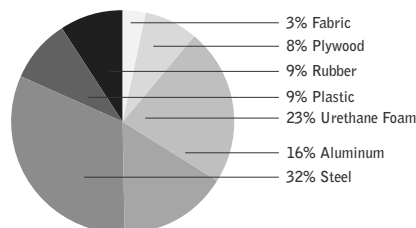
30	Terms & Conditions
30	Warranty
32	KRUG Textiles - Upholstery Fabrics
34	KRUG Textiles - Leather & Faux Leather
36	Customer's Own Material (COM/COL)
36	CAL 133 & Moisture Barrier
37	Graded-In Upholstery Programs
37	Dorso Weave Colors
38	Base Styles
38	KRUGEXPRESS Program

DORSO E-LINE | ENVIRONMENTAL SUMMARY

LEED CI CREDITS



MATERIAL CONTENT:



PRE-CONSUMER

RECYCLED CONTENT = 17.95%

POST-CONSUMER

RECYCLED CONTENT = 17.72%

Up to 61.36% of Dorso E product is recyclable at the end of its useful life.

CONTRIBUTES TO

CREDIT 2.1 - 2.2	Construction Waste Management	1-2 point(s)
CREDIT 3.3	Resource Reuse	1 point
CREDIT 4.1	Recycled Content	1 point
CREDIT 4.2	Recycled Content	1 point
CREDIT 4.5	Low Emitting Materials, Systems & Seating	1 point
CREDIT 5.1	Regional Materials*	1 point
CREDIT 7	Certified Wood (MUST BE REQUESTED)	1 point(s)

*This credit is only applicable if in total 20% of the combined value of the procurement of construction materials and in the furniture are manufactured within a radius of 500 miles. This credit will apply if the installation of the finished product occurs within 500 miles of Kitchener, Ontario.

level® CERTIFICATION, AIR EMISSIONS AND FSC® CERTIFICATION



level® CERTIFICATION

BIFMA's e3 Furniture Sustainability Standard is a voluntary, multi-attribute standard that measures the degree of sustainability of furniture. This standard evaluates product and company environmental attributes and compliance systems in a wide range of elements which include Materials, Energy & Atmosphere, Human & Ecosystem Health and Social Responsibility. Dorso products have earned level®, BIFMA's sustainability certification program for furniture, certification through third-party verification against the e3 standard.

AIR-EMISSIONS

All Dorso products are supplied with air-emissions certified. Contact customer service for information.



FSC®

In 2005, Krug received Forest Stewardship Council® (FSC®) Chain-of-Custody certification for our manufacturing facilities. The FSC® Chain-of-Custody tracks certified wood from seedling to final sale. It verifies that the material for our FSC® certified products only come from well-managed, FSC®-certified forests and other controlled sources. FSC® is dedicated to the promotion of responsible forest management worldwide helping to take care of forests for future generations. Dorso and other Krug products can be specified with FSC® Certification. Contact customer service for further information, pricing and lead times.



Architects, designers, and building professionals can specify FSC®-certified products in order to achieve a point from the U.S. Green Building Council's Leadership in Energy and Environmental Design (LEED) Rating System.

DORSO E & T | FEATURES



ARM STYLES

Optional fixed cantilever or an adjustable black arm constructed of die cast metal with textured plastic arm pads. The adjustable arms feature seven height adjustment positions, with a total adjustment range of 2.75". All Dorso models are also available in armless versions.

E-LINE

Fixed cantilever and adjustable arms are available in Black, Silver Metallic or Polished Chrome accent finishes to match metal base. The fixed arm is also available in black textured plastic and upholstered fabric/leather version.

T-LINE

Fixed cantilever and adjustable arms are available in black textured plastic.



BASE STYLES

E-LINE & T-LINE

Dorso seating features optional Silver Metallic, polished Chrome or Black finish and dual wheel casters.



DORSO CONTROLS

All Dorso E-Line and T-Line come with synchro tilt mechanism. The tilt adjustment range offers five recline-lock positions, as well as free flowing movement. The forward pivot mechanism allows the back and the seat to articulate synchronously in a 2:1 ratio, so that upward tilt of the seat is minimized as the back reclines.



BACK HEIGHT

Back height adjustment is an option on Dorso E & T Line. It offers an adjustment range of 11 positions, over a 2" range of movement. Back height adjustment is operated while in the seated position, by placing the right hand on the right bottom of the chair back, and the left hand on the left bottom of the chair back. The back is lifted and clicked into the desired height. Raising the back to the highest position releases the back height lock so it can be lowered.

SEAT HEIGHT

In the seated position, a pull upwards on the height adjustment lever located under the seat of the user's right side adjusts the height up or down with a total height range of 4.5".

BACK TENSION

Back tension on the mechanism is controlled with an adjustment knob under the seat. It has been designed to provide a range of back tension adjustment suitable for users of varying sizes and preferences.

SEAT SLIDER

All Dorso tilts are available with an optional seat slider mechanism featuring a 2" range of adjustment front to back when seated. The lever to activate this feature is located under the seat of the user's right side and is activated by an upward pull of the lever.

CAL 133 & MOISTURE BARRIER

California Technical Bulletin 133 is a flammability test for seating. Krug offers a compliance method which, in combination with non-flammable upholstery covers, may enable the products to meet certification requirements for this test. This process at the same time also provides the products with a Moisture Barrier - a treatment that helps to prevent the passage of liquids and moisture to inside of upholstered components - thereby conferring sanitary and anti-infection benefits. So when CAL 133 is specified, the product also automatically has a Moisture Barrier, and when a Moisture Barrier is specified, the product also features the compliance method and low flammability features of CAL 133.

The application of this upcharge and the compliance method does not mean that the specific configuration of product and upholstery cover are tested and officially certified as being CAL 133 compliant. If official certification is required, Krug will provide this (through an independent certified testing laboratory) at a charge of \$874 per item, plus the cost of the product to be tested. Lead time for certification testing is typically 4-8 weeks. Krug assumes no responsibility for the testing of our products in combination with upholstery covers, or for the results of any testing conducted. Some specific configurations of product and upholstery have already been tested. Please contact Customer Service for additional information.

DORSO E-LINE | DIMENSIONS & COM REQUIREMENTS

Dorso E features a generous seat & back that provides unparalleled comfort and support.

Model Number		Overall Width	Overall Depth	Overall Height	Seat Height Min/Max	Height of Arms from Floor	Width between Arms	Height Range	Seat Depth	Shipping Weight	Cube	COM Yardage
DEC1-HB/DES1-HB	Fixed	25.25	25	50	17.5-22.125	25.6875-30.25	21	47-52	18	44	19	2.2
DEB1-HB	Fixed Upholstered	25.5	25	50	17.5-22.125	25.6875-30.25	20.5	47-52	18	44	19	2.5
	Adjustable	25.5	25	50	17.5-22.125	26-34	21	47-52	18	44	19	2.2
	Armless	20.5	25	50	17.5-22.125	N/A	N/A	47-52	18	40	19	2.2
DEC1-MB/DES1-MB	Fixed	25.25	25	43	17.5-22.125	25.6875-30.25	21	40-45	18	41	16	2
DEB1-MB	Fixed Upholstered	25.5	25	43	17.5-22.125	25.6875-30.25	20.5	40-45	18	41	16	2.3
	Adjustable	25.5	25	43	17.5-22.125	26-34	21	40-45	18	41	16	2
	Armless	20.5	25	43	17.5-22.125	N/A	N/A	40-45	18	37	16	2

DORSO | E-LINE



Note: Some vinyls, leathers and upholsteries are not suitable for application on Dorso E seating. For vinyls, please submit a sample to Customer Service for pre-approval process at time of order.

The pre-approval process is as follows:

1. A sample of the COM must be provided to Krug Customer Service prior to or at time of order.
2. The sample will be reviewed and the customer advised if the fabric is unsuitable.
3. The COM fabric or leather itself will be inspected when received at the factory, to identify and further concerns with its suitability.

ORDERING NOTES:

Height measurements of Dorso E are taken with the pneumatic lift in the lowest position. All dimensions are in inches and approximate and are subject to change without notice. Contact Customer Service if dimensions are critical.

DORSO T-LINE | DIMENSIONS & COM REQUIREMENTS

Dorso T - a strikingly modern chair design, provides a level of long term sitting comfort and support.

Model Number		Overall Width	Overall Depth	Overall Height	Seat Height Min/Max	Height of Arms from Floor	Width between Arms	Height Range	Seat Depth	Shipping Weight	Cube	COM Yardage
DTC1-HB/DTS1-HB/	Fixed	25.25	24	49	16.75-21.375	27.5-30.25	20	46-51	18	44	19	2
	Adjustable	25.5	24	49	16.75-21.375	26-34	20	46-51	18	44	19	2
	Armless	20.5	24	49	16.75-21.375	N/A	N/A	46-51	18	40	19	2
DTB1-HB	Fixed	25.25	24	49	16.75-21.375	27.5-30.25	20	46-51	18	44	19	2
	Adjustable	25.5	24	49	16.75-21.375	26-34	20	46-51	18	44	19	2
	Armless	20.5	24	49	16.75-21.375	N/A	N/A	46-51	18	37	19	2
DTC1-MB/DTS1-MB	Fixed	25.25	24	42	16.75-21.375	27.5-30.25	20	39-44	18	41	16	1.8
DTB1-MB	Adjustable	25.5	24	42	16.75-21.375	26-34	20	39-44	18	41	16	1.8
	Armless	20.5	24	49	16.75-21.375	N/A	N/A	39-44	18	37	16	1.8

DORSO | T-LINE



Note: Some vinyls, leathers and upholsteries are not suitable for application on Dorso T seating. For vinyls, please submit a sample to Customer Service for pre-approval process at time of order.





The pre-approval process is as follows:

1. A sample of the COM must be provided to Krug Customer Service prior to or at time of order.
2. The sample will be reviewed and the customer advised if the fabric is unsuitable.
3. The COM fabric or leather itself will be inspected when received at the factory, to identify and further concerns with its suitability.

OPTIONS

Height measurements of Dorso T are taken with the pneumatic lift in the lowest position. All dimensions are in inches and approximate and are subject to change without notice. Contact Customer Service if dimensions are critical.

DORSO E-LINE | MID BACK

DESCRIPTION/MODEL		COM		COL	FABRIC GRADES			LEATHER		
		1	2	3	4	5	6	7	8	9
	Fixed Back; Fixed Arms - Synchro									
	DEC1-M111C	1465	1536	1600	1689	1793	1906	2046	2200	2373
	DES1-M111S	1403	1465	1533	1618	1724	1850	1981	2134	2302
	DEB1-M111B	1225	1291	1355	1441	1545	1670	1803	1958	2126
	Fixed Back; Fixed Arms - Synchro/Seat Slider									
	DEC1-M112C	1546	1615	1683	1770	1873	1987	2130	2280	2452
	DES1-M112S	1483	1546	1613	1697	1803	1930	2062	2214	2384
	DEB1-M112B	1307	1371	1437	1521	1625	1752	1885	2038	2206
	Fixed Back; Adjustable Arms - Synchro									
	DEC1-M121C	1677	1740	1808	1896	2000	2112	2254	2407	2581
	DES1-M121S	1563	1634	1697	1782	1888	2003	2145	2298	2468
	DEB1-M121B	1386	1450	1517	1603	1707	1833	1964	2116	2284
	Fixed Back; Adjustable Arms - Synchro/Seat Slider									
	DEC1-M122C	1757	1821	1888	1978	2081	2194	2336	2487	2659
	DES1-M122S	1646	1716	1779	1864	1967	2082	2228	2378	2549
	DEB1-M122B	1465	1531	1598	1684	1790	1915	2044	2198	2368
	Fixed Back; Fixed Arms (Leather/Fabric Pad) - Synchro									
	DEC1-M131C	1693	1768	1842	1938	2047	2172	2321	2499	2670
	DES1-M131S	1628	1698	1774	1867	1981	2113	2254	2431	2598
	Fixed Back; Fixed Arms (Leather/Fabric Pad) - Synchro/Seat Slider									
	DEC1-M132C	1773	1850	1922	2019	2132	2252	2403	2579	2749
	DES1-M132S	1710	1780	1855	1948	2062	2195	2416	2511	2679
	Fixed Back; Armless - Synchro									
	DEC1-M101C	1371	1438	1506	1589	1694	1820	1951	2106	2275
	DES1-M101S	1242	1308	1375	1460	1565	1688	1820	1975	2143
	DEB1-M101B	1169	1236	1304	1386	1492	1615	1748	1902	2070
	Fixed Back; Armless - Synchro/Seat Slider									
	DEC1-M102C	1450	1519	1585	1669	1774	1900	2032	2186	2356
	DES1-M102S	1321	1387	1457	1540	1647	1768	1900	2056	2222
	DEB1-M102B	1249	1316	1383	1465	1573	1695	1829	1984	2150

Each chair features the Synchro Tilt mechanism





*The finish applies to exposed metal elements specified for the chair: chair base, fixed and adjustable arm accents.

ORDERING NOTES: The upholstered cantilever arm is available for use with leather and upholstery in the Polished Chrome and Silver Metallic arm only. Optional soft wheel casters are available at an upcharge of **\$61 list**. CAL 133 and Moisture Barrier options are available for an upcharge of **\$61 list per yard**.

PRODUCT CODE KEY

Line	Series	Back Style	Back Adjustment	Arm Style	Mechanism	Base
DEC	1	M	1	0	1	C
Dorso E-Line (Polished Chrome)	Management, Task & Conference Seating	Mid Back	Fixed	Armless	Synchro	Chrome Base
DES		H	2	1	2	S
Dorso E-Line (Silver Metallic)		High Back	Adjustable	Fixed Cantilever	Synchro/ Seat Slider	Silver Metallic Base
DEB				2		B
Dorso E-Line (Black)				Adjustable		Black Base
				3		
				Fixed Cantilever (Upholstered)		

DORSO E-LINE | MID BACK

DESCRIPTION/MODEL		COM	COL		FABRIC GRADES			LEATHER			
		1	2	3	4	5	6	7	8	9	
	Adjustable Back; Fixed Arms - Synchro										
	DEC1-M211C	1498	1566	1633	1720	1823	1938	2081	2234	2404	
	DES1-M211S	1435	1498	1565	1650	1755	1882	2012	2166	2336	
	DEB1-M211B	1256	1321	1387	1475	1580	1704	1836	1988	2158	
	Adjustable Back; Fixed Arms - Synchro/Seat Slider										
	DEC1-M212C	1581	1648	1713	1802	1904	2019	2160	2315	2341	
	DES1-M212S	1515	1581	1647	1731	1836	1962	2092	2247	2416	
	DEB1-M212B	1338	1403	1466	1555	1659	1782	1917	2069	2237	
		Adjustable Back; Adjustable Arms - Synchro									
DEC1-M221C		1710	1773	1840	1928	2032	2145	2284	2440	2612	
DES1-M221S		1593	1666	1731	1818	1921	2033	2175	2331	2503	
DEB1-M221B		1418	1483	1549	1634	1739	1864	1997	2149	2318	
Adjustable Back; Adjustable Arms - Synchro/Seat Slider											
DEC1-M222C		1791	1854	1921	2008	2112	2228	2368	2518	2693	
DES1-M222S		1677	1748	1812	1897	2003	2113	2258	2410	2583	
DEB1-M222B		1498	1563	1631	1716	1820	1945	2077	2231	2400	
		Adjustable Back; Fixed Arms (Leather/Fabric Pad) - Synchro									
	DEC1-M231C	1725	1798	1874	1968	2082	2205	2355	2531	2700	
	DES1-M231S	1662	1732	1807	1900	2012	2147	2284	2463	2632	
	Adjustable Back; Fixed Arms (Leather/Fabric Pad) - Synchro/Seat Slider										
	DEC1-M232C	1804	1882	1957	2052	2164	2283	2436	2611	2781	
	DES1-M232S	1740	1815	1887	1981	2092	2229	2368	2543	2713	
		Adjustable Back; Armless - Synchro									
		DEC1-M201C	1403	1467	1537	1622	1727	1853	1985	2136	2307
		DES1-M201S	1273	1339	1408	1491	1598	1719	1853	2007	2174
DEB1-M201B		1200	1269	1336	1418	1525	1648	1779	1935	2105	
Adjustable Back; Armless - Synchro/Seat Slider											
DEC1-M202C		1483	1552	1617	1701	1807	1934	2064	2217	2387	
DES1-M202S		1354	1420	1488	1569	1678	1798	1934	2088	2257	
DEB1-M202B		1281	1349	1415	1498	1606	1729	1860	2013	2185	

Each chair features the Synchro Tilt mechanism




*The finish applies to exposed metal elements specified for the chair: chair base, fixed and adjustable arm accents.

ORDERING NOTES: The upholstered cantilever arm is available for use with leather and upholstery in the Polished Chrome and Silver Metallic arm only. Optional soft wheel casters are available at an upcharge of **\$61 list**. CAL 133 and Moisture Barrier options are available for an upcharge of **\$61 list per yard**.

PRODUCT CODE KEY

Line	Series	Back Style	Back Adjustment	Arm Style	Mechanism	Base
DEC Dorso E-Line (Polished Chrome)	1 Management, Task & Conference Seating	M Mid Back	1 Fixed	0 Armless	1 Synchro	C Chrome Base
DES Dorso E-Line (Silver Metallic)		H High Back	2 Adjustable	1 Fixed Cantilever	2 Synchro/ Seat Slider	S Silver Metallic Base
DEB Dorso E-Line (Black)				2 Adjustable		B Black Base
				3 Fixed Cantilever (Upholstered)		

DORSO E-LINE | HIGH BACK

DESCRIPTION/MODEL		COM	FABRIC GRADES					LEATHER		
		1	2	3	4	5	6	7	8	9
	Fixed Back; Fixed Arms - Synchro									
	DEC1-H111C	1515	1599	1688	1802	1936	2097	2291	2506	2742
	DES1-H111S	1450	1533	1622	1735	1867	2030	2221	2439	2675
	DEB1-H111B	1256	1339	1428	1542	1673	1836	2030	2245	2484
	Fixed Back; Fixed Arms - Synchro/Seat Slider									
	DEC1-H112C	1593	1680	1768	1883	2017	2178	2369	2587	2823
	DES1-H112S	1531	1613	1701	1818	1948	2109	2302	2517	2756
DEB1-H112B	1338	1420	1509	1623	1755	1917	2109	2325	2564	
	Fixed Back; Adjustable Arms - Synchro									
	DEC1-H121C	1725	1808	1896	2010	2143	2304	2494	2704	2952
	DES1-H121S	1662	1747	1833	1943	2080	2237	2428	2640	2887
	DEB1-H121B	1465	1554	1638	1750	1886	2044	2235	2447	2694
	Fixed Back; Adjustable Arms - Synchro/Seat Slider									
	DEC1-H122C	1804	1888	1978	2091	2222	2385	2575	2783	3033
	DES1-H122S	1740	1824	1915	2025	2159	2318	2510	2721	2967
DEB1-H122B	1546	1633	1719	1831	1965	2126	2316	2530	2775	
	Fixed Back; Fixed Arms (Leather/Fabric Pad) - Synchro									
	DEC1-H131C	1740	1831	1930	2052	2194	2363	2563	2802	3038
	DES1-H131S	1677	1767	1862	1986	2126	2296	2497	2736	2972
	Fixed Back; Fixed Arms (Leather/Fabric Pad) - Synchro/Seat Slider									
	DEC1-H132C	1821	1912	2009	2133	2274	2444	2642	2883	3118
	DES1-H132S	1757	1846	1943	2065	2206	2375	2577	2816	3054

Each chair features the Synchro Tilt mechanism




*The finish applies to exposed metal elements specified for the chair: chair base, fixed and adjustable arm accents.

ORDERING NOTES: The upholstered cantilever arm is available for use with leather and upholstery in the Polished Chrome and Silver Metallic arm only. Optional soft wheel casters are available at an upcharge of **\$61 list**. CAL 133 and Moisture Barrier options are available for an upcharge of **\$61 list per yard**.

PRODUCT CODE KEY

Line	Series	Back Style	Back Adjustment	Arm Style	Mechanism	Base
DEC	1	M	1	0	1	C
Dorso E-Line (Polished Chrome)	Management, Task & Conference Seating	Mid Back	Fixed	Armless	Synchro	Chrome Base
DES		H	2	1	2	S
Dorso E-Line (Silver Metallic)		High Back	Adjustable	Fixed Cantilever	Synchro/ Seat Slider	Silver Metallic Base
DEB				2		B
Dorso E-Line (Black)				Adjustable		Black Base
				3		
				Fixed Cantilever (Upholstered)		

DORSO E-LINE | HIGH BACK

DESCRIPTION/MODEL	COM		COL	FABRIC GRADES			LEATHER			
	1	2	3	4	5	6	7	8	9	
	Adjustable Back; Fixed Arms - Synchro									
	DEC1-H211C	1546	1632	1719	1835	1966	2132	2320	2538	2775
	DES1-H211S	1483	1565	1653	1769	1900	2062	2254	2470	2710
	DEB1-H211B	1291	1372	1461	1575	1707	1867	2062	2277	2514
	Adjustable Back; Fixed Arms - Synchro/Seat Slider									
	DEC1-H212C	1628	1712	1798	1916	2046	2212	2402	2617	2856
	DES1-H212S	1563	1647	1733	1850	1981	2142	2336	2551	2789
	DEB1-H212B	1371	1454	1541	1654	1790	1948	2142	2359	2594
		Adjustable Back; Adjustable Arms - Synchro								
DEC1-H221C										
DES1-H221S		1757	1840	1928	2043	2174	2337	2528	2737	2985
DEB1-H221B		1693	1778	1864	1978	2110	2271	2462	2673	2921
		1498	1585	1670	1781	1919	2077	2269	2482	2725
Adjustable Back; Adjustable Arms - Synchro/Seat Slider										
DEC1-H222C										
DES1-H222S		1837	1921	2008	2124	2257	2418	2609	2817	3064
DEB1-H222B		1773	1859	1945	2058	2192	2353	2542	2754	2999
		1581	1665	1752	1862	1999	2158	2346	2560	2807
	Adjustable Back; Fixed Arms (Leather/Fabric Pad) - Synchro									
	DEC1-H231C									
	DES1-H231S	1773	1864	1962	2086	2228	2397	2592	2832	3069
		1710	1797	1896	2018	2158	2327	2530	2768	3006
	Adjustable Back; Fixed Arms (Leather/Fabric Pad) - Synchro/Seat Slider									
	DEC1-H232C									
	DES1-H232S	1854	1945	2042	2165	2305	2479	2674	2914	3151
		1791	1880	1978	2097	2237	2407	2610	2846	3085

Each chair features the Synchro Tilt mechanism

*The finish applies to exposed metal elements specified for the chair: chair base, fixed and adjustable arm accents.

ORDERING NOTES: The upholstered cantilever arm is available for use with leather and upholstery in the Polished Chrome and Silver Metallic arm only. Optional soft wheel casters are available at an upcharge of **\$61 list**. CAL 133 and Moisture Barrier options are available for an upcharge of **\$61 list per yard**. Please see Page 34 for more information.

PRODUCT CODE KEY

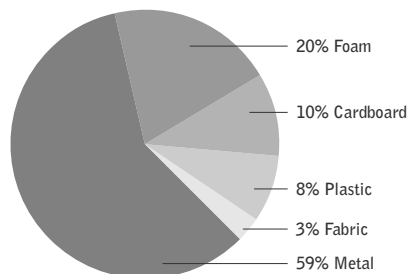
Line	Series	Back Style	Back Adjustment	Arm Style	Mechanism	Base
DEC Dorso E-Line (Polished Chrome)	1 Management, Task & Conference Seating	M Mid Back	1 Fixed	0 Armless	1 Synchro	C Chrome Base
DES Dorso E-Line (Silver Metallic)		H High Back	2 Adjustable	1 Fixed Cantilever	2 Synchro/ Seat Slider	S Silver Metallic Base
DEB Dorso E-Line (Black)				2 Adjustable		B Black Base
				3 Fixed Cantilever (Upholstered)		

DORSO T-LINE | ENVIRONMENTAL SUMMARY

LEED CI CREDITS



MATERIAL CONTENT:



PRE-CONSUMER
RECYCLED CONTENT = 7.91%

POST-CONSUMER
RECYCLED CONTENT = 18.91%

Up to 63.75% of this Dorso T product is recyclable at the end of its useful life.

CONTRIBUTES TO

CREDIT	CONTRIBUTES TO	POINTS
CREDIT 2.1 - 2.2	Construction Waste Management	1-2 point(s)
CREDIT 3.3	Resource Reuse	1 point
CREDIT 4.1	Recycled Content	1 point
CREDIT 4.2	Recycled Content	1 point
CREDIT 4.5	Low Emitting Materials, Systems & Seating	1 point
CREDIT 5.1	Regional Materials*	1 point

*This credit is only applicable if in total 20% of the combined value of the procurement of construction materials and in the furniture are manufactured within a radius of 500 miles. This credit will apply if the installation of the finished product occurs within 500 miles of Kitchener, Ontario.

level® CERTIFICATION & AIR EMISSIONS CERTIFICATION



level® CERTIFICATION




BIFMA's e3 Furniture Sustainability Standard is a voluntary, multi-attribute standard that measures the degree of sustainability of furniture. This standard evaluates product and company environmental attributes and compliance systems in a wide range of elements which include Materials, Energy & Atmosphere, Human & Ecosystem Health and Social Responsibility. Dorso products have earned level®, BIFMA's sustainability certification program for furniture, certification through third-party verification against the e3 standard.



AIR EMISSIONS

All Dorso products are supplied air-emissions certified. Contact customer service for information.

DORSO T-LINE | MID BACK

DESCRIPTION/MODEL	COM		COL	FABRIC GRADES			LEATHER			
	1	2	3	4	5	6	7	8	9	
	Fixed Back; Fixed Arms - Synchro									
	DTC1-M111C	1350	1413	1475	1555	1649	1754	1885	2028	2184
	DTS1-M111S	1291	1350	1412	1489	1585	1698	1822	1963	2121
	DTB1-M111B	1127	1186	1248	1324	1421	1539	1659	1798	1957
	Fixed Back; Fixed Arms - Synchro/Seat Slider									
	DTC1-M112C	1430	1492	1555	1634	1730	1835	1964	2107	2263
	DTS1-M112S	1371	1430	1491	1565	1665	1780	1903	2043	2199
	DTB1-M112B	1208	1269	1328	1407	1504	1618	1739	1882	2034
	Fixed Back; Adjustable Arms - Synchro									
	DTC1-M121C	1542	1603	1664	1746	1840	1943	2073	2214	2374
	DTS1-M121S	1438	1506	1563	1641	1736	1842	1975	2113	2271
	DTB1-M121B	1275	1336	1396	1475	1568	1687	1807	1948	2105
	Fixed Back; Adjustable Arms - Synchro/Seat Slider									
	DTC1-M122C	1623	1684	1746	1823	1921	2025	2156	2296	2455
	DTS1-M122S	1519	1585	1646	1720	1819	1922	2056	2195	2353
	DTB1-M122B	1355	1415	1479	1555	1650	1767	1887	2030	2185
	Fixed Back; Armless - Synchro									
	DTC1-M101C	1258	1323	1383	1462	1560	1673	1795	1937	2092
	DTS1-M101S	1142	1203	1267	1342	1440	1554	1673	1818	1971
	DTB1-M101B	1074	1137	1198	1275	1373	1486	1608	1750	1904
	Fixed Back; Armless - Synchro/Seat Slider									
	DTC1-M102C	1341	1404	1463	1542	1638	1755	1875	2018	2159
	DTS1-M102S	1223	1283	1347	1423	1520	1633	1755	1897	2055
	DTB1-M102B	1155	1216	1278	1355	1455	1566	1689	1830	1986

Each chair features the Synchro Tilt mechanism

*The finish applies to exposed metal elements specified for the chair: chair base, fixed and adjustable arm accents.

ORDERING NOTES

Dorso T-Line versions are available without back metal accent detail. Please contact Customer Service for ordering information.

Optional soft wheel casters are available at an upcharge of **\$61 list**. CAL 133 and Moisture Barrier options are available for an upcharge of **\$61 list per yard**. Please see Page 34 for more information.

The upholstered cantilever arm is available for use with leather and upholstery in the polished chrome and silver metal arm only.




Upcharge for Fixed Cantilever Upholstered cap:

GR1/COM	GR2	GR3	GR4	GR5	GR6	GR7	GR8	GR9
213	220	228	234	243	249	258	278	287

PRODUCT CODE KEY

Line	Series	Back Style	Back Adjustment	Arm Style	Mechanism	Base
DTC Dorso T-Line (Polished Chrome)	1 Management, Task & Conference Seating	M Mid Back	1 Fixed	0 Armless	1 Synchro	C Chrome Base
DTS Dorso T-Line (Silver Metallic)		H High Back	2 Adjustable	1 Fixed Cantilever	2 Synchro/ Seat Slider	S Silver Metallic Base
DTB Dorso T-Line (Black)				2 Adjustable		B Black Base
				3 Fixed Cantilever Upholstered		

DORSO T-LINE | MID BACK

DESCRIPTION/MODEL		COM		COL	FABRIC GRADES			LEATHER		
		1	2	3	4	5	6	7	8	9
	Adjustable Back; Fixed Arms - Synchro									
	DTC1-M211C	1380	1441	1504	1585	1678	1782	1916	2056	2213
	DTS1-M211S	1320	1380	1440	1519	1615	1731	1853	1991	2148
	DTB1-M211B	1158	1215	1277	1355	1454	1566	1689	1830	1986
	Adjustable Back; Fixed Arms - Synchro/Seat Slider									
	DTC1-M212C	1461	1521	1584	1665	1758	1864	1995	2135	2294
	DTS1-M212S	1399	1461	1520	1599	1695	1812	1934	2071	2230
	DTB1-M212B	1240	1295	1356	1437	1533	1648	1770	1908	2065
	Adjustable Back; Adjustable Arms - Synchro									
	DTC1-M221C	1569	1632	1694	1773	1871	1975	2105	2245	2403
	DTS1-M221S	1466	1533	1591	1670	1768	1872	2004	2143	2300
	DTB1-M221B	1307	1363	1424	1506	1600	1716	1837	1979	2134
	Adjustable Back; Adjustable Arms - Synchro/Seat Slider									
	DTC1-M222C	1652	1712	1774	1854	1949	2056	2185	2325	2484
	DTS1-M222S	1549	1613	1672	1752	1850	1951	2086	2222	2381
	DTB1-M222B	1386	1443	1507	1585	1683	1795	1919	2060	2214
	Adjustable Back; Armless - Synchro									
	DTC1-M201C	1293	1355	1415	1494	1590	1707	1829	1967	2126
	DTS1-M201S	1173	1236	1297	1375	1472	1585	1707	1850	2006
	DTB1-M201B	1108	1169	1229	1308	1407	1519	1638	1781	1937
	Adjustable Back; Armless - Synchro/Seat Slider									
	DTC1-M202C	1373	1437	1495	1575	1670	1790	1907	2047	2219
	DTS1-M202S	1254	1316	1379	1457	1554	1665	1790	1930	2087
	DTB1-M202B	1188	1249	1311	1387	1486	1599	1719	1862	2018

Each chair features the Synchro Tilt mechanism

*The finish applies to exposed metal elements specified for the chair: chair base, fixed and adjustable arm accents.

ORDERING NOTES

Dorso T-Line versions are available without back metal accent detail. Please contact Customer Service for ordering information.

Optional soft wheel casters are available at an upcharge of **\$61 list**. CAL 133 and Moisture Barrier options are available for an upcharge of **\$61 list per yard**. Please see Page 34 for more information.

The upholstered cantilever arm is available for use with leather and upholstery in the polished chrome and silver metal arm only.




Upcharge for Fixed Cantilever Upholstered cap:

GR1/COM	GR2	GR3	GR4	GR5	GR6	GR7	GR8	GR9
213	220	228	234	243	249	258	278	287

PRODUCT CODE KEY

Line	Series	Back Style	Back Adjustment	Arm Style	Mechanism	Base
DTC Dorso T-Line (Polished Chrome)	1 Management, Task & Conference Seating	M Mid Back	1 Fixed	0 Armless	1 Synchro	C Chrome Base
DTS Dorso T-Line (Silver Metallic)		H High Back	2 Adjustable	1 Fixed Cantilever	2 Synchro/ Seat Slider	S Silver Metallic Base
DTB Dorso T-Line (Black)				2 Adjustable		B Black Base
				3 Fixed Cantilever Upholstered		

DORSO T-LINE | HIGH BACK

DESCRIPTION/MODEL	COM		COL	FABRIC GRADES			LEATHER			
	1	2	3	4	5	6	7	8	9	
	Fixed Back; Fixed Arms - Synchro									
	DTC1-H111C	1395	1472	1554	1659	1780	1932	2106	2305	2524
	DTS1-H111S	1336	1412	1492	1598	1718	1866	2044	2243	2463
	DTB1-H111B	1158	1233	1315	1418	1541	1689	1866	2065	2283
	Fixed Back; Fixed Arms - Synchro/Seat Slider									
	DTC1-H112C	1478	1554	1633	1739	1861	2010	2186	2386	2606
	DTS1-H112S	1415	1491	1573	1678	1797	1946	2126	2324	2543
	DTB1-H112B	1240	1315	1395	1498	1622	1770	1946	2147	2365
		Fixed Back; Adjustable Arms - Synchro								
DTC1-H121C		1587	1664	1746	1852	1971	2122	2296	2487	2716
DTS1-H121S		1528	1606	1687	1791	1915	2061	2234	2431	2657
DTB1-H121B		1350	1428	1509	1610	1733	1882	2058	2250	2481
Fixed Back; Adjustable Arms - Synchro/Seat Slider										
DTC1-H122C		1666	1746	1823	1932	2055	2200	2375	2568	2796
DTS1-H122S		1609	1687	1767	1871	1992	2138	2315	2511	2738
DTB1-H122B		1430	1509	1589	1692	1816	1962	2154	2332	2559
		Fixed Back; Armless - Synchro								
	DTC1-H101C	1297	1375	1457	1562	1685	1835	1936	2211	2427
	DTS1-H101S	1173	1249	1332	1437	1559	1705	1885	2082	2300
	DTB1-H101B	1102	1178	1256	1362	1484	1633	1809	2009	2230
	Fixed Back; Armless - Synchro/Seat Slider									
	DTC1-H102C	1379	1457	1537	1642	1765	1916	2089	2292	2507
	DTS1-H102S	1254	1330	1269	1517	1636	1789	1964	2164	2381
	DTB1-H102B	1182	1256	1338	1442	1565	1713	1891	2090	2308

Each chair features the Synchro Tilt mechanism

*The finish applies to exposed metal elements specified for the chair: chair base, fixed and adjustable arm accents.

ORDERING NOTES

Dorso T-Line versions are available without back metal accent detail. Please contact Customer Service for ordering information.

Optional soft wheel casters are available at an upcharge of **\$61 list**. CAL 133 and Moisture Barrier options are available for an upcharge of **\$61 list per yard**. Please see Page 34 for more information.

The upholstered cantilever arm is available for use with leather and upholstery in the polished chrome and silver metal arm only.




Upcharge for Fixed Cantilever Upholstered cap:

GR1/COM	GR2	GR3	GR4	GR5	GR6	GR7	GR8	GR9
213	220	228	234	243	249	258	278	287

PRODUCT CODE KEY

Line	Series	Back Style	Back Adjustment	Arm Style	Mechanism	Base
DTC Dorso T-Line (Polished Chrome)	1 Management, Task & Conference Seating	M Mid Back	1 Fixed	0 Armless	1 Synchro	C Chrome Base
DTS Dorso T-Line (Silver Metallic)		H High Back	2 Adjustable	1 Fixed Cantilever	2 Synchro/ Seat Slider	S Silver Metallic Base
DTB Dorso T-Line (Black)				2 Adjustable		B Black Base
				3 Fixed Cantilever Upholstered		

DORSO T-LINE | HIGH BACK

DESCRIPTION/MODEL		COM		COL	FABRIC GRADES			LEATHER		
		1	2	3	4	5	6	7	8	9
	Adjustable Back; Fixed Arms - Synchro									
	DTC1-H211C	1423	1499	1584	1688	1809	1961	2135	2336	2553
	DTS1-H211S	1363	1440	1521	1625	1749	1897	2073	2273	2491
	DTB1-H211B	1271	1347	1426	1531	1653	1802	1980	2178	2399
	Adjustable Back; Fixed Arms - Synchro/Seat Slider									
	DTC1-H212C	1506	1583	1664	1768	1891	2041	2216	2416	2633
	DTS1-H212S	1443	1520	1603	1707	1830	1979	2156	2354	2573
	DTB1-H212B	1352	1426	1508	1612	1733	1883	2061	2260	2481
	Adjustable Back; Adjustable Arms - Synchro									
	DTC1-H221C	1617	1694	1773	1882	2003	2149	2325	2516	2746
	DTS1-H221S	1559	1635	1716	1819	1942	2089	2264	2459	2686
	DTB1-H221B	1382	1461	1541	1642	1767	1915	2089	2282	2511
	Adjustable Back; Adjustable Arms - Synchro/Seat Slider									
	DTC1-H222C	1696	1774	1854	1962	2082	2231	2406	2597	2825
	DTS1-H222S	1636	1717	1795	1899	2023	2170	2344	2541	2768
	DTB1-H222B	1462	1541	1622	1724	1846	1992	2170	2363	2590
	Adjustable Back; Armless - Synchro									
	DTC1-H201C	1330	1408	1488	1592	1717	1866	2041	2242	2459
	DTS1-H201S	1207	1281	1363	1466	1589	1736	1917	2113	2333
	DTB1-H201B	1135	1210	1291	1395	1517	1665	1842	2042	2261
	Adjustable Back; Armless - Synchro/Seat Slider									
	DTC1-H202C	1412	1488	1567	1673	1796	1946	2122	2321	2541
	DTS1-H202S	1287	1362	1443	1549	1669	1819	1997	2113	2333
	DTB1-H202B	1213	1291	1371	1478	1598	1747	1922	2123	2342

Each chair features the Synchro Tilt mechanism

*The finish applies to exposed metal elements specified for the chair: chair base, fixed and adjustable arm accents.

ORDERING NOTES

Dorso T-Line versions are available without back metal accent detail. Please contact Customer Service for ordering information.

Optional soft wheel casters are available at an upcharge of **\$61 list**. CAL 133 and Moisture Barrier options are available for an upcharge of **61 list per yard**. Please see Page 34 for more information.

The upholstered cantilever arm is available for use with leather and upholstery in the polished chrome and silver metal arm only.

Upcharge for Fixed Cantilever Upholstered cap:

GR1/COM	GR2	GR3	GR4	GR5	GR6	GR7	GR8	GR9
213	220	228	234	243	249	258	278	287

PRODUCT CODE KEY

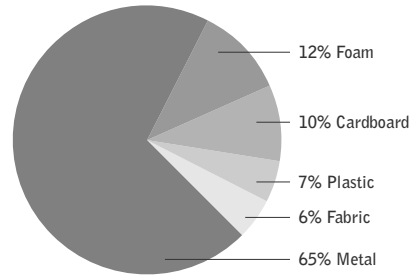
Line	Series	Back Style	Back Adjustment	Arm Style	Mechanism	Base
DTC Dorso T-Line (Polished Chrome)	1 Management, Task & Conference Seating	M Mid Back	1 Fixed	0 Armless	1 Synchro	C Chrome Base
DTS Dorso T-Line (Silver Metallic)		H High Back	2 Adjustable	1 Fixed Cantilever	2 Synchro/ Seat Slider	S Silver Metallic Base
DTB Dorso T-Line (Black)				2 Adjustable		B Black Base
				3 Fixed Cantilever Upholstered		

DORSO WEAVE | ENVIRONMENTAL SUMMARY

LEED CI CREDITS



MATERIAL CONTENT:



PRE-CONSUMER
RECYCLED CONTENT = 11.32%

POST-CONSUMER
RECYCLED CONTENT = 21.48%

Up to 74.04% of this Dorso Weave product is recyclable at the end of its useful life.

CONTRIBUTES TO

CREDIT 2.1 - 2.2	Construction Waste Management	1-2 point(s)
CREDIT 3.3	Resource Reuse	1 point
CREDIT 4.1	Recycled Content	1 point
CREDIT 4.2	Recycled Content	1 point
CREDIT 4.5	Low Emitting Materials, Systems & Seating	1 point
CREDIT 5.1	Regional Materials*	1 point

*This credit is only applicable if in total 20% of the combined value of the procurement of construction materials and in the furniture are manufactured within a radius of 500 miles. This credit will apply if the installation of the finished product occurs within 500 miles of Kitchener, Ontario.

level® CERTIFICATION & AIR EMISSIONS CERTIFICATION



level® CERTIFICATION

BIFMA's e3 Furniture Sustainability Standard is a voluntary, multi-attribute standard that measures the degree of sustainability of furniture. This standard evaluates product and company environmental attributes and compliance systems in a wide range of elements which include Materials, Energy & Atmosphere, Human & Ecosystem Health and Social Responsibility. Dorso products have earned level®, BIFMA's sustainability certification program for furniture, certification through third-party verification against the e3 standard.



AIR EMISSIONS

All Dorso products are supplied air-emissions certified. Contact customer service for information.

DORSO WEAVE | FEATURES



ARM STYLES

Optional fixed cantilever or an adjustable black arm constructed of die cast metal with textured plastic arm pads. The adjustable arms feature seven height adjustment positions, with a total adjustment range of 2.75". All Dorso models are also available in armless versions.

S-LINE

Fixed cantilever and adjustable arms are available in Black, Silver Metallic or Polished Chrome accent finishes to match metal base. The fixed arm is also available in black textured plastic and upholstered fabric/leather version.

N-LINE

Fixed cantilever and adjustable arms are available in black textured plastic only.



BASE STYLES

Dorso seating features injection molded, glass reinforced black nylon bases with dual wheel casters. Dorso seating features optional Silver Metallic or Polished Chrome finish. S-Line models feature steel upper and lower seat back exposed frame rail available in Silver Metallic or Polished Chrome finish.



DORSO CONTROLS

All Dorso S-Line and N-Line tilters come with a synchro tilt mechanism. The tilt adjustment range offers five recline-lock positions, as well as free flowing movement. The forward pivot of the mechanism allows the back and the seat to articulate synchronously in a 2:1 ratio, so that upward tilt of the seat is minimized as the back reclines.

SEAT HEIGHT

In the seated position, a pull upwards on the height adjustment lever located under the seat of the user's right side adjusts the height up or down with a total height range of 4.5".

BACK TENSION

Back tension on the mechanism is controlled with an adjustment knob under the seat. It has been designed to provide a range of back tension adjustment suitable for users of varying sizes and preferences.

SEAT SLIDER

All Dorso tilters are available with an optional seat slider mechanism featuring a 2" range of adjustment front to back when seated. The lever to activate this feature is located under the seat of the user's right side and is activated by an upward pull of the lever.

BACK HEIGHT

Back height adjustment is a standard feature on S-Line chairs, and an option on N-Line chairs. It offers an adjustment range of 11 positions, over a 2" range of movement. Back height adjustment is operated while in the seated position, by placing the right hand on the right bottom of the chair back, and the left hand on the left bottom of the chair back. The back is lifted and clicked into the desired height. Raising the back to the highest position releases the back height lock so it can be lowered.

BACK COLOR OPTIONS

Black • Warm Grey • Tan • Soft Beige • Winter White




DIMENSIONS & COM REQUIREMENTS

		Overall Width	Overall Depth	Overall Height	Seat Height	Height of Arms from Floor	Width between Arms	Seat Depth	Shipping Weight	Cube	COM Yardage
S-LINE MID BACK	Fixed	24.5	22.5	42.5	18-22	27-30.5	20	18	51	15	0.75
	Adjustable	25	22.5	42.5	18-22	25.5-32	19.5	18	51	15	0.75
	Armless	19.5	22.5	42.5	18-22	N/A	N/A	18	46	15	0.75
S-LINE HIGH BACK	Fixed	24.5	22.5	47	18-22	27-30.5	20	18	52	18	0.75
	Adjustable	25	22.5	47	18-22	25.5-32	19.5	18	52	18	0.75
	Armless	19.5	22.5	47	18-22	N/A	N/A	18	47	18	0.75
S-LINE HIGH BACK with Headrest	Fixed	24.5	22.5	50.5	18-22	27-30.5	20	18	54	18	0.75
	Adjustable	25	22.5	50.5	18-22	25.5-32	19.5	18	54	18	0.75
N-LINE MID BACK	Fixed	24.5	21.5	41	18-22	27-30.5	20	18	50	15	0.75
	Adjustable	25	21.5	41	18-22	25.5-32	19.5	18	50	15	0.75
	Armless	19.5	21.5	41	18-22	N/A	N/A	18	45	15	0.75
N-LINE HIGH BACK	Fixed	24.5	21.5	45.5	18-22	27-30.5	20	18	51	18	0.75
	Adjustable	25	21.5	45.5	18-22	25.5-32	19.5	18	51	18	0.75
N-LINE HIGH BACK with Headrest	Fixed	24.5	21.5	50.5	18-22	27-30.5	20	18	53	19.5	0.75
	Adjustable	25	21.5	50.5	18-22	25.5-32	19.5	18	53	19.5	0.75

Note: Some vinyls, leathers and upholsteries are not suitable for application on Dorso seating. For information on COM approval process see Page 34 .

Height measurements of Dorso are taken with the pneumatic lift in the lowest position. All dimensions are in inches and approximate and are subject to change without notice. Contact Customer Service if dimensions are critical.

DORSO WEAVE S-LINE | MID BACK

DESCRIPTION/MODEL	COM		COL	FABRIC GRADES			LEATHER			
	1	2	3	4	5	6	7	8	9	
	FIXED ARMS (Black with metal accent)									
	DOS1-M2211M	1707	1724	1739	1765	1791	1816	1846	1882	1916
	Silver Metallic									
	DOS1-M2231M	1919	1943	1965	1997	2032	2064	2105	2159	2202
	Silver Metallic									
	DOC1-M2211M	1789	1803	1820	1843	1871	1894	1928	1961	1992
	Polished Chrome									
	DOC1-M2231M	1999	2021	2046	2077	2112	2143	2186	2237	2279
	Polished Chrome									
	ADJUSTABLE ARMS (Black with metal accent)									
	DOS1-M2221M	1638	1654	1670	1696	1720	1748	1779	1815	1844
	Silver Metallic									
	DOC1-M2221M	1724	1739	1757	1780	1807	1831	1864	1897	1932
	Polished Chrome									
	ARMLESS									
	DOS1-M2201M	1530	1545	1562	1588	1612	1636	1669	1704	1735
	Silver Metallic									
	DOC1-M2201M	1603	1618	1635	1662	1685	1711	1746	1775	1809
	Polished Chrome									

ORDERING NOTES

Dorso S-Line versions are available without the back metal accent detail. Please contact Customer Service for ordering information.

Seat slider option is available on all tilter chair models at an upcharge of **\$77 list**.

Clearly indicate on order fabric selection for seat and weave selection for back.

For jury base version of this chair, please add a 'J' for the base style at the end of the model number and add **\$74 list**.



CAL 133 and Moisture Barrier options are available for an upcharge of **\$61 list per yard**. Please see Page 34 for more information.





PRODUCT CODE KEY

Line	Series	Back Style	Back Adjustment	Back Details	Arm Style	Mechanism	Base
DOS	1	M	2	2	0	1	M
Dorso S-Line (Silver Metallic)	Management, Task & Conference Seating	Mid Back	Adjustment	No Headrest Weave	Armless	Synchro	Metal Base
DOC		H		3	1	2	J
Dorso S-Line (Polished Chrome)		High Back		Headrest (No trim) (High back only) Weave	Fixed Cantilever	Synchro/Seat Slider	Jury Base
					2		
					Adjustable (Black)		
					3		
					Fixed Cantilever Upholstered		

DORSO WEAVE S-LINE | HIGH BACK

DESCRIPTION/MODEL		COM		COL	FABRIC GRADES			LEATHER		
		1	2	3	4	5	6	7	8	9
	FIXED ARMS (Black with metal accent)									
	DOS1-H2211M	1843	1861	1877	1902	1928	1951	1986	2018	2052
	Silver Metallic									
	DOS1-H2231M	2055	2081	2105	2135	2170	2200	2243	2296	2337
	Polished Chrome									
	DOC1-H2211M	1924	1942	1960	1985	2008	2033	2065	2101	2134
	DOC1-H2231M	2136	2161	2187	2218	2249	2282	2322	2378	2420
	ADJUSTABLE ARMS (Black with metal accent)									
	DOS1-H2221M	1779	1795	1815	1837	1862	1887	1921	1956	1987
	Silver Metallic									
	DOC1-H2221M	1862	1880	1896	1921	1945	1968	2004	2038	2069
	Polished Chrome									

DORSO WEAVE S-LINE | HIGH BACK WITH HEADREST

	FIXED ARMS (Black with metal accent)								
	DOS1-H2311M	2031	2045	2063	2089	2112	2137	2171	2236
	Silver Metallic								
	DOS1-H2331M	2242	2265	2291	2322	2354	2387	2428	2523
	Silver Metallic								
	DOC1-H2311M	2112	2130	2147	2171	2197	2219	2254	2320
	Polished Chrome	2322	2347	2374	2404	2439	2468	2511	2608
	Polished Chrome								
	ADJUSTABLE ARMS (Black with metal accent)								
	DOS1-H2321M	1965	1984	1999	2025	2046	2071	2107	2172
	Silver Metallic								
	DOC1-H2321M	2046	2064	2082	2107	2133	2157	2190	2257
	Polished Chrome								

ORDERING NOTES

Dorso S-Line versions are available without the back metal accent detail. Please contact Customer Service for ordering information.

Seat slider option is available on all tilt chair models at an upcharge of **\$77 list**.

Clearly indicate on order fabric selection for seat and weave selection for back.

For jury base version of this chair, please add a 'J' for the base style at the end of the model number and add **\$74 list**.




CAL 133 and Moisture Barrier options are available for an upcharge of **\$61 list per yard**. Please see Page 34 for more information.



PRODUCT CODE KEY

Line	Series	Back Style	Back Adjustment	Back Details	Arm Style	Mechanism	Base
DOS	1	M	2	2	0	1	M
Dorso S-Line (Silver Metallic)	Management, Task & Conference Seating	Mid Back	Adjustment	No Headrest Weave	Armless	Synchro	Metal Base
DOC		H		3	1	2	J
Dorso S-Line (Polished Chrome)		High Back		Headrest (No trim) (High back only) Weave	Fixed Cantilever	Synchro/Seat Slider	Jury Base
					2		
					Adjustable (Black)		
					3		
					Fixed Cantilever Upholstered		

DORSO WEAVE N-LINE | MID BACK

DESCRIPTION/MODEL		COM 1	2	COL 3	FABRIC GRADES 4 5 6			LEATHER 7 8 9		
	FIXED ARMS (Black)									
	DON1-M1211B	1498	1515	1533	1559	1584	1608	1641	1672	1707
	No back adjustment									
	DON1-M2211B	1587	1603	1618	1646	1668	1694	1727	1759	1793
	ADJUSTABLE ARMS (Black)									
	DON1-M1221B	1435	1450	1466	1492	1517	1542	1575	1609	1642
	No back adjustment									
	DON1-M2221B	1519	1537	1554	1580	1603	1625	1662	1694	1727
	ARMLESS									
	DON1-M1201B	1321	1338	1354	1380	1404	1430	1462	1495	1530
	No back adjustment									
	DON1-M2201B	1396	1414	1430	1455	1481	1506	1539	1568	1605
	With back adjustment									

ORDERING NOTES

Dorso N-Line tilter models feature black bases and are available with an optional chrome base at an upcharge of **\$190**.

Seat slider option is available on all tilter chair models at an upcharge of **\$77 list**.

Clearly indicate on order fabric selection for seat. Only black weave is offered on Dorso N.

For jury base version of this chair, please add a 'J' for the base style at the end of the model number and **add \$74** to the list price.



CAL 133 and Moisture Barrier options are available for an upcharge of **\$61 list per yard**. See Page 34 for more information.





PRODUCT CODE KEY

Line	Series	Back Style	Back Adjustment	Back Details	Arm Style	Mechanism	Base
DON	1	M	1	2	0	1	B
Dorso N-Line	Management, Task & Conference Seating	Mid Back	No Adjustment	No Headrest Weave	Armless	Synchro	Black Base
		H	2	3	1	2	J
		High Back	Adjustment	Headrest (No trim) (High back only) Weave	Fixed (Black) Cantilever	Synchro/ Seat Slider	Jury Base
					2		
					Adjustable (Black)		

DORSO WEAVE N-LINE | HIGH BACK

DESCRIPTION/MODEL		COM		COL	FABRIC GRADES			LEATHER		
		1	2	3	4	5	6	7	8	9
	FIXED ARMS (Black)									
	DON1-H1211B	1677	1694	1711	1733	1759	1782	1819	1852	1885
	No back adjustment									
	DON1-H2211B	1759	1775	1793	1819	1842	1867	1900	1935	1966
	With back adjustment									
	ADJUSTABLE ARMS (Black)									
	DON1-H1221B	1612	1628	1647	1669	1695	1719	1754	1789	1820
	No back adjustment									
	DON1-H2221B	1694	1711	1727	1752	1775	1802	1835	1867	1900
	With back adjustment									

DORSO WEAVE N-LINE | HIGH BACK with Headrest

	FIXED ARMS (Black)									
	DON1-H1311B	1862	1880	1896	1921	1945	1968	2004	2038	2069
	No back adjustment									
	DON1-H2311B	1946	1963	1981	2006	2031	2056	2089	2122	2156
	ADJUSTABLE ARMS (Black)									
	DON1-H1321B	1796	1816	1831	1857	1882	1904	1938	1971	2006
	No back adjustment									
	DON1-H2321B	1882	1897	1916	1938	1963	1988	2023	2056	2089

Each chair features the Synchro Tilt mechanism

ORDERING NOTES

Dorso N-Line tilter models feature black bases and are available with an optional chrome base at an upcharge of **\$190**.

Seat slider option is available on all tilter chair models at an upcharge of **\$77 list**.

Clearly indicate on order fabric selection for seat. Only black weave is offered on Dorso N.

For jury base version of this chair, please add a 'J' for the base style at the end of the model number and **add \$74** to the list price.

CAL 133 and Moisture Barrier options are available for an upcharge of **\$61 list per yard**. See Page 34 for more information.



PRODUCT CODE KEY

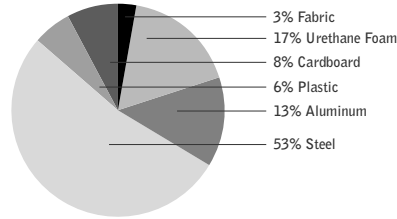
Line	Series	Back Style	Back Adjustment	Back Details	Arm Style	Mechanism	Base
DON	1	M	1	2	0	1	B
Dorso N-Line	Management, Task & Conference Seating	Mid Back	No Adjustment	No Headrest Weave	Armless	Synchro	Black Base
		H	2	3	1	2	J
		High Back	Adjustment	Headrest (No trim) (High back only) Weave	Fixed (Black) Cantilever	Synchro/Seat Slider	Jury Base
					2		
					Adjustable (Black)		
					3		
					Fixed Cantilever Upholstered		

DORSO S-LINE & N-LINE | ENVIRONMENTAL SUMMARY

LEED CI CREDITS



MATERIAL CONTENT:



PRE-CONSUMER

RECYCLED CONTENT = 21.68%

POST-CONSUMER

RECYCLED CONTENT = 20.03%

Up to 77.88% of Dorso S product is recyclable at the end of its useful life.

CONTRIBUTES TO

CREDIT 2.1 - 2.2	Construction Waste Management	1-2 point(s)
CREDIT 3.3	Resource Reuse	1 point
CREDIT 4.1	Recycled Content	1 point
CREDIT 4.2	Recycled Content	1 point
CREDIT 4.5	Low Emitting Materials, Systems & Seating	1 point
CREDIT 5.1	Regional Materials*	1 point

*This credit is only applicable if in total 20% of the combined value of the procurement of construction materials and in the furniture are manufactured within a radius of 500 miles. This credit will apply if the installation of the finished product occurs within 500 miles of Kitchener, Ontario.

level® CERTIFICATION & AIR EMISSIONS CERTIFICATION



level® CERTIFICATION

BIFMA's e3 Furniture Sustainability Standard is a voluntary, multi-attribute standard that measures the degree of sustainability of furniture. This standard evaluates product and company environmental attributes and compliance systems in a wide range of elements which include Materials, Energy & Atmosphere, Human & Ecosystem Health and Social Responsibility. Dorso products have earned level®, BIFMA's sustainability certification program for furniture, certification through third-party verification against the e3 standard.



AIR EMISSIONS

All Dorso products are supplied air-emissions certified. Contact customer service for information.

DORSO S-LINE & N-LINE | FEATURES



ARM STYLES

Optional fixed cantilever or an adjustable black arm constructed of die cast metal with textured plastic arm pads. The adjustable arms feature seven height adjustment positions, with a total adjustment range of 2.75". All Dorso models are also available in armless versions.

S-LINE

Fixed cantilever and adjustable arms are available in Black, Silver Metallic or Polished Chrome accent finishes to match metal base. The fixed arm is also available in black textured plastic and upholstered fabric/leather version.

N-LINE

Fixed cantilever and adjustable arms are available in black textured plastic.



BASE STYLES

Dorso seating features injection molded, glass reinforced black nylon bases with dual wheel casters. Dorso seating features optional Silver Metallic or Polished Chrome finish. S-Line models feature steel upper and lower seat back exposed frame rail available in Silver Metallic or Polished Chrome finish.

DORSO GUEST SEATING

S-LINE

Dorso seating is available in three base styles:
Cantilever
4-Leg
4-Leg with twin wheel casters



Each is offered in a Silver Metallic or Polished Chrome steel frame. Cantilever and 4-Leg versions of Guest Seating feature rubber glides.

N-LINE

Dorso seating is available in three base styles:
Cantilever
4-Leg
4-Leg with twin wheel casters

Each is offered in a Silver Metallic steel frame.

BACK HEIGHT

Back height adjustment is a standard feature on S-Line chairs, and an option on N-Line chairs. It offers an adjustment range of 11 positions, over a 2" range of movement. Back height adjustment is operated while in the seated position, by placing the right hand on the right bottom of the chair back, and the left hand on the left bottom of the chair back. The back is lifted and clicked into the desired height. Raising the back to the highest position releases the back height lock so it can be lowered.



BACK TENSION

Back tension on the synchro tilt mechanism is controlled with an adjustment knob under the seat. It has been designed to provide a range of back tension adjustment suitable for users of varying sizes and preferences.



DORSO CONTROLS

All Dorso S-Line and N-Line tilters come with a synchro tilt mechanism. One of the best engineered and most user-friendly chair controls, the synchro tilt mechanism is unique in providing a single, easy-accessed lever to adjust tilt lock positions and seat height. The tilt adjustment range offers five recline-lock positions, as well as free flowing movement. The forward pivot of the mechanism allows the back and the seat to articulate synchronously in a 2:1 ratio, so that upward tilt of the seat is minimized as the back reclines. The synchro tilt mechanism also features an anti-kickback lock release, providing a smooth transition from locked to unlocked tilt adjustment.

SEAT HEIGHT

In the seated position, a pull upwards on the height adjustment lever located under the seat of the user's right side adjusts the height up or down with a total height range of 4.5".

SEAT SLIDER

All Dorso tilters are available with an optional seat slider mechanism featuring a 2" range of adjustment front to back when seated. The lever to activate this feature is located under the seat of the user's right side and is activated by an upward pull of the lever.

CAL 133 & MOISTURE BARRIER

California Technical Bulletin 133 is a flammability test for seating. Krug offers a compliance method which, in combination with non-flammable upholstery covers, may enable the products to meet certification requirements for this test. This process at the same time also provides the products with a Moisture Barrier - a treatment that helps to prevent the passage of liquids and moisture to inside of upholstered components - thereby conferring sanitary and anti-infection benefits. So when CAL 133 is specified, the product also automatically has a Moisture Barrier, and when a Moisture Barrier is specified, the product also features the compliance method and low flammability features of CAL 133.

The application of this upcharge and the compliance method does not mean that the specific configuration of product and upholstery cover are tested and officially certified as being CAL 133 compliant. If official certification is required, Krug will provide this (through an independent certified testing laboratory) at a charge of \$874 per item, plus the cost of the product to be tested. Lead time for certification testing is typically 4-8 weeks. Krug assumes no responsibility for the testing of our products in combination with upholstery covers, or for the results of any testing conducted. Some specific configurations of product and upholstery have already been tested. Please contact Customer Service for additional information.

DORSO S-LINE & N-LINE | DIMENSIONS & COM REQUIREMENTS

Presenting one of the world's most advanced seating concepts: new technology that offers outstanding ergonomics in a strikingly modern chair design, while providing a level of long-term sitting comfort and support that has been the hallmark of European seating.

DORSO: Designed by Gabriel Teixidó

		Overall Width	Overall Depth	Overall Height	Seat Height	Height of Arms from Floor	Width between Arms	Seat Depth	Shipping Weight	Cube	COM Yardage
S-LINE MID BACK	Fixed	24.5	22.5	42.5	18-22	27-30.5	20	18	51	15	1.7
	Adjustable	25	22.5	42.5	18-22	25.5-32	19.5	18	51	15	1.7
	Armless	19.5	22.5	42.5	18-22	N/A	N/A	18	46	15	1.7
S-LINE HIGH BACK	Fixed	24.5	22.5	47	18-22	27-30.5	20	18	52	18	1.9
	Adjustable	25	22.5	47	18-22	25.5-32	19.5	18	52	18	1.9
	Armless	19.5	22.5	47	18-22	N/A	N/A	18	47	18	1.9
S-LINE HIGH BACK with Headrest	Fixed	24.5	22.5	50.5	18-22	27-30.5	20	18	54	18	1.9
	Adjustable	25	22.5	50.5	18-22	25.5-32	19.5	18	54	18	1.9
N-LINE MID BACK	Fixed	24.5	21.5	41	18-22	27-30.5	20	18	50	15	1.7
	Adjustable	25	21.5	41	18-22	25.5-32	19.5	18	50	15	1.7
	Armless	19.5	21.5	41	18-22	N/A	N/A	18	45	15	1.7
N-LINE HIGH BACK	Fixed	24.5	21.5	45.5	18-22	27-30.5	20	18	51	18	1.9
	Adjustable	25	21.5	45.5	18-22	25.5-32	19.5	18	51	18	1.9
N-LINE HIGH BACK with Headrest	Fixed	24.5	21.5	50.5	18-22	27-30.5	20	18	53	19.5	1.9
	Adjustable	25	21.5	50.5	18-22	25.5-32	19.5	18	53	19.5	1.9

GUEST		Overall Width	Overall Depth	Seat Height	Height of Arms from Floor	Width between Arms	Seat Depth	Height Range	Shipping Weight	Cube	COM Yardage
S-LINE/4LEG	Armless	20.75	25.50	18.5	27.5	19.5	19.5	36	32	14	1.3
	Fixed	24.5	25.50	18.5	27.5	19.5	19.5	36	37	14	1.3
S-LINE/4LEG with Casters	Armless	20.75	24.75	18.5	27.5	19.5	19.5	36	33	14	1.3
	Fixed	24.5	24.75	18.5	27.5	19.5	19.5	36	38	14	1.3
S-LINE/Cantilever Base	Armless	20.75	24.75	18.5	27.5	19.5	19.5	36	39	14	1.3
	Fixed	24.5	24.75	18.5	27.5	19.5	19.5	36	44	14	1.3
N-LINE/4LEG	Armless	20.75	25.50	18.5	27.5	19.5	19.5	34.75	31	14	1.3
	Fixed	24.5	25.50	18.5	27.5	19.5	19.5	34.75	36	14	1.3
N-LINE/4LEG with Casters	Armless	20.75	24.75	18.5	27.5	19.5	19.5	34.75	32	14	1.3
	Fixed	24.5	24.75	18.5	27.5	19.5	19.5	34.75	37	14	1.3
N-LINE/Cantilever Base	Armless	20.75	24.75	18.5	27.5	19.5	19.5	34.75	38	14	1.3
	Fixed	24.5	24.75	18.5	27.5	19.5	19.5	34.75	43	14	1.3

ORDERING NOTES:

Add 0.5 yards for seating with leather wrapped arm option.

Note: Some vinyls are not suitable for application on Dorso seating. For vinyls other than Maharam's Lariat, or Momentum's Cashmere, please submit a sample to Customer Service for an approval process at time of order.

The approval process is as follows:




1. A sample of the COM vinyl fabric must be provided to Krug Customer Service prior to or at time of order.
2. The sample will be reviewed and the customer advised if the fabric is unsuitable.
3. The COM vinyl will be inspected when received at the factory to identify and further concerns with its suitability.

ORDERING NOTES

All Dorso swivel and tilter models are available with an optional seat slider mechanism at an upcharge of **\$77 list**.

Height measurements of Dorso are taken with the pneumatic lift in the lowest position. All dimensions are in inches and approximate and are subject to change without notice. Contact Customer Service if dimensions are critical.

DORSO S-LINE | MID BACK

DESCRIPTION/MODEL		COM		COL	FABRIC GRADES			LEATHER			
		1	2		4	5	6	7	8	9	
	FIXED ARMS (Black with metal accent)										
	DOS1-M2011M	1795	1862	1932	2018	2126	2254	2392	2549	2722	
	Silver Metallic										
	DOS1-M2031M	2007	2082	2158	2252	2368	2504	2649	2825	3009	
	Silver Metallic										
	DOC1-M2011M	1882	1949	2018	2109	2216	2333	2482	2637	2815	
	Polished Chrome										
	DOC1-M2031M	2092	2170	2245	2343	2458	2584	2738	2913	3100	
	Polished Chrome										
	ADJUSTABLE ARMS (Black with metal accent)										
	DOS1-M2021M	1724	1795	1862	1949	2060	2174	2321	2482	2656	
	Silver Metallic										
	DOC1-M2021M	1816	1882	1949	2039	2147	2264	2410	2567	2744	
	Polished Chrome										
	ARMLESS										
	DOS1-M2001M	1609	1677	1748	1833	1942	2069	2205	2363	2538	
	Silver Metallic										
	DOC1-M2001M	1687	1755	1822	1908	2018	2147	2282	2441	2615	
	Polished Chrome										

ORDERING NOTES


Dorso S-Line versions are available without the back metal accent detail. Please contact Customer Service for ordering information. Seat slider option is available on all tilter chair models at an upcharge of **\$77 list**. The upholstered leather cantilever arm is only available for use with Krug in-stock leathers. For jury base version of this chair, please add a 'J' for the base style at the end of the model number and **add \$74** to the list price. CAL 133 and Moisture Barrier options are available for an upcharge of **\$61 list per yard**. See Page 34 for more information.




PRODUCT CODE KEY


Line	Series	Back Style	Back Adjustment	Back Details	Arm Style	Mechanism	Base
DOS	1	M	2	0	0	1	M
Dorso S-Line (Silver Metallic)	Management, Task & Conference Seating	Mid Back	Adjustment	No Headrest	Armless	Synchro	Metal Base
DOC		H		1	1	2	J
Dorso S-Line (Polished Chrome)		High Back		Headrest (No trim) (High back only)	Fixed Cantilever	Synchro/Seat Slider	Jury Base
					2		
					Adjustable (Black)		
					3		
					Fixed Cantilever Upholstered		


DORSO S-LINE | HIGH BACK

DESCRIPTION/MODEL		COM		COL	FABRIC GRADES			LEATHER		
		1	2	3	4	5	6	7	8	9
	FIXED ARMS (Black with metal accent)									
	DOS1-H2011M	1942	2029	2116	2236	2373	2538	2737	2958	3206
	Silver Metallic									
	DOS1-H2031M	2154	2247	2344	2470	2614	2788	2993	3236	3491
	Silver Metallic									
	DOC1-H2011M	2031	2115	2206	2325	2462	2616	2824	3048	3294
	Polished Chrome									
	DOC1-H2031M	2242	2335	2433	2559	2703	2867	3082	3324	3581
Polished Chrome										

	ADJUSTABLE ARMS (Black with metal accent)									
	DOS1-H2021M	1873	1962	2047	2165	2304	2467	2667	2883	3137
	Silver Metallic									
	DOC1-H2021M	1962	2047	2136	2254	2392	2559	2754	2969	3223
	Polished Chrome									

DORSO S-LINE | HIGH BACK WITH HEADREST

	FIXED ARMS (Black with metal accent)									
	DOS1-H2111M	2136	2245	2343	2482	2637	2823	3036	3271	3536
	Silver Metallic									
	DOS1-H2131M	2347	2464	2569	2714	2879	3071	3293	3550	3822
	Silver Metallic									
	DOC1-H2111M	2222	2333	2432	2567	2722	2910	3127	3364	3629
	Polished Chrome									
	DOC1-H2131M	2434	2554	2659	2800	2964	3159	3384	3466	3915
	Polished Chrome									

	ADJUSTABLE ARMS (Black with metal accent)									
	DOS1-H2121M	2069	2165	2273	2410	2567	2754	2958	3206	3469
	Silver Metallic									
	DOC1-H2121M	2157	2254	2363	2500	2656	2843	3050	3292	3558
	Polished Chrome									

ORDERING NOTES

Dorso S-Line versions are available without the back metal accent detail. Please contact Customer Service for ordering information. Seat slider option is available on all tilter chair models at an upcharge of **\$77 list**.

The upholstered leather cantilever arm is only available for use with Krug in-stock leathers.

For jury base version of this chair, please add a 'J' for the base style at the end of the model number and **add \$74** to the list price.




CAL 133 and Moisture Barrier options are available for an upcharge of **\$61 list per yard**. See Page 34 for more information.



PRODUCT CODE KEY

Line	Series	Back Style	Back Adjustment	Back Details	Arm Style	Mechanism	Base
DOS	1	M	2	0	0	1	M
Dorso S-Line (Silver Metallic)	Management, Task & Conference Seating	Mid Back	Adjustment	No Headrest	Armless	Synchro	Metal Base
DOC		H		1	1	2	J
Dorso S-Line (Polished Chrome)		High Back		Headrest (No trim) (High back only)	Fixed Cantilever	Synchro/ Seat Slider	Jury Base
					2		
					Adjustable (Black)		
					3		
					Fixed Cantilever Upholstered		

DORSO N-LINE | MID BACK

DESCRIPTION/MODEL		COM		COL	FABRIC GRADES			LEATHER		
		1	2	3	4	5	6	7	8	9
	FIXED ARMS (Black)									
	DON1-M1011B	1580	1648	1725	1816	1908	2039	2174	2343	2517
	No back adjustment									
	DON1-M2011B	1668	1733	1816	1902	2003	2126	2264	2432	2608
With back adjustment										
	ADJUSTABLE ARMS (Black)									
	DON1-M1021B	1510	1580	1648	1733	1842	1967	2109	2264	2441
	No back adjustment									
	DON1-M2021B	1599	1668	1733	1822	1932	2060	2197	2353	2530
With back adjustment										
	ARMLESS									
	DON1-M1001B	1391	1461	1539	1625	1725	1854	1990	2157	2333
	No back adjustment									
	DON1-M2001B	1467	1549	1618	1707	1816	1932	2077	2236	2410
With back adjustment										

Each chair features the Synchro Tilt mechanism

ORDERING NOTES

Dorso N-Line tilter models feature black bases and are available with an optional polished chrome base or silver metallic base at an upcharge of **\$190**.

Seat slider option is available on all tilter chair models at an upcharge of **\$77 list**.

For jury base version of this chair, please add a 'J' for the base style at the end of the model number and **add \$74** to the list price.



CAL 133 and Moisture Barrier options are available for an upcharge of **\$60 list per yard**. See Page 34 for more information.





PRODUCT CODE KEY

Line	Series	Back Style	Back Adjustment	Back Details	Arm Style	Mechanism	Base
<div>DON</div>	<div>1</div>	<div>M</div>	<div>1</div>	<div>0</div>	<div>0</div>	<div>1</div>	<div>B</div>
Dorso N-Line	Management, Task & Conference Seating	Mid Back	No Adjustment	No Headrest	Armless	Synchro	Black Nylon Base
		<div>H</div>	<div>2</div>	<div>1</div>	<div>1</div>	<div>2</div>	<div>J</div>
		High Back	Adjustment	Headrest (No trim) (High back only)	Fixed (Black) Cantilever	Synchro/Seat Slider	Jury Base
					<div>2</div>		
					Adjustable (Black)		

DORSO N-LINE | HIGH BACK

DESCRIPTION/MODEL		COM 1	2	COL 3	FABRIC GRADES 4 5 6			LEATHER 7 8 9		
	FIXED ARMS (Black)									
	DON1-H1011B	1764	1854	1942	2060	2197	2363	2559	2782	3030
	No back adjustment									
	DON1-H2011B	1854	1942	2029	2147	2282	2449	2646	2873	3116
	With back adjustment									
	ADJUSTABLE ARMS (Black)									
	DON1-H1021B	1695	1781	1873	1990	2126	2296	2488	2704	2958
	No back adjustment									
	DON1-H2021B	1781	1873	1962	2077	2216	2381	2579	2794	3050
	With back adjustment									

DORSO N-LINE | HIGH BACK WITH HEADREST

	FIXED ARMS (Black)									
	DON1-H1111B	1962	2069	2165	2304	2462	2646	2861	3095	3364
	No back adjustment									
	DON1-H2111B	2047	2157	2254	2392	2549	2737	2950	3186	3447
	With back adjustment									
	ADJUSTABLE ARMS (Black)									
	DON1-H1121B	1894	1990	2094	2236	2392	2579	2782	3030	3292
	No back adjustment									
	DON1-H2121B	1981	2077	2188	2321	2482	2667	2873	3116	3379
	With back adjustment									

ORDERING NOTES

Dorso N-Line tilter models feature black bases and are available with an optional polished chrome base or silver metallic base at an upcharge of **\$190**.

Seat slider option is available on all tilter chair models at an upcharge of **\$77 list**.

For jury base version of this chair, please add a 'J' for the base style at the end of the model number and **add \$74** to the list price.

CAL 133 and Moisture Barrier options are available for an upcharge of **\$60 list per yard**. See Page 34 for more information.



PRODUCT CODE KEY

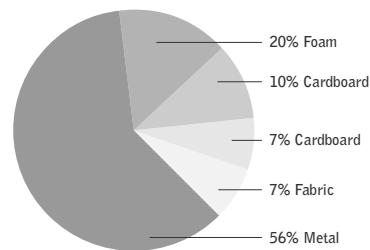
Line	Series	Back Style	Back Adjustment	Back Details	Arm Style	Mechanism	Base
DON	1	M	1	0	0	1	B
Dorso N-Line	Management, Task & Conference Seating	Mid Back	No Adjustment	No Headrest	Armless	Synchro	Black Nylon Base
		H	2	1	1	2	J
		High Back	Adjustment	Headrest (No trim) (High back only)	Fixed (Black) Cantilever	Synchro/Seat Slider	Jury Base
					2		
					Adjustable (Black)		

DORSO GUEST | ENVIRONMENTAL SUMMARY

LEED CI CREDITS



MATERIAL CONTENT:



PRE-CONSUMER
RECYCLED CONTENT = 9.82%

POST-CONSUMER
RECYCLED CONTENT = 19.98%

Up to 73.17% of this Dorso product is
recyclable at the end of its useful life.

CONTRIBUTES TO		
CREDIT 2.1 - 2.2	Construction Waste Management	1-2 point(s)
CREDIT 3.3	Resource Reuse	1 point
CREDIT 4.1	Recycled Content	1 point
CREDIT 4.2	Recycled Content	1 point
CREDIT 4.5	Low Emitting Materials, Systems & Seating	1 point
CREDIT 5.1	Regional Materials*	1 point

*This credit is only applicable if in total 20% of the combined value of the procurement of construction materials and in the furniture are manufactured within a radius of 500 miles. This credit will apply if the installation of the finished product occurs within 500 miles of Kitchener, Ontario.

level® CERTIFICATION, AIR EMISSIONS AND FSC® CERTIFICATION



level® CERTIFICATION







BIFMA's e3 Furniture Sustainability Standard is a voluntary, multi-attribute standard that measures the degree of sustainability of furniture. This standard evaluates product and company environmental attributes and compliance systems in a wide range of elements which include Materials, Energy & Atmosphere, Human & Ecosystem Health and Social Responsibility. Dorso products have earned level®, BIFMA's sustainability certification program for furniture, certification through third-party verification against the e3 standard.

AIR EMISSIONS

All Dorso products are supplied air-emissions certified. Contact customer service for information.



DORSO S-LINE | GUEST

DESCRIPTION/MODEL	COM		COL	FABRIC GRADES			LEATHER		
	1	2		4	5	6	7	8	9
	4 Leg Base, armless with Silver Metallic base								
	DOS2-10	1078 1129	1185	1255	1342	1454	1567	1716	1873
	4 Leg Base, armless with Polished Chrome base								
	DOC2-10	1185 1237	1283	1363	1454	1549	1677	1816	1981
	4 Leg Base, fixed arms with Silver Metallic base								
	DOS2-11	1227 1283	1332	1403	1491	1599	1725	1862	2018
	4 Leg Base, fixed arms with Polished Chrome base								
	DOC2-11	1354 1403	1461	1528	1618	1725	1842	1990	2147
	4 Leg Base with Casters, armless with Silver Metallic base								
	DOS2-20	1210 1215 1275		1342	1433	1539	1654	1803	1962
	4 Leg Base with Casters, armless with Polished Chrome base,								
	DOC2-20	1215 1275 1323		1391	1481	1587	1716	1854	2009
	4 Leg Base with Casters, fixed arms and Silver Metallic base								
	DOS2-21	1315 1373 1423		1491	1580	1687	1816	1949	2109
	4 Leg Base with Casters, fixed arms and Polished Chrome base								
	DOC2-21	1440 1491 1549		1618	1707	1816	1932	2077	2236
	Cantilever Base, armless with Silver Metallic base								
	DOS2-30	1195 1245	1293	1373	1461	1561	1687	1822	1990
	Cantilever Base, armless with Polished Chrome base								
	DOC2-30	1307 1363	1413	1481	1567	1677	1803	1942	2094
	Cantilever Base, fixed arms with Silver Metallic base								
	DOS2-31	1491 1549 1599		1668	1755	1862	1990	2126	2282
	Cantilever Base, fixed arms with Polished Chrome base								
	DOC2-31	1549 1609 1654		1725	1816	1922	2047	2188	2343

ORDERING NOTES

Dorso Chairs are available with a removable upholstered seat cover at an upcharge of **\$77 list** per chair.

CAL 133 and Moisture Barrier options are available for an upcharge of **\$61 list per yard**. See Page 34 for more information.

ORDERING PROCEDURE

To order please specify the following:







1. Krug product model number
2. Select a textile or leather

Dimensions are in inches and approximate.
Contact Customer Service if dimensions are critical.

PRODUCT CODE KEY

Line	Series	Base	Arm Style
<input type="text" value="DOS"/>	<input type="text" value="2"/>	<input type="text" value="1"/>	<input type="text" value="0"/>
Dorso S-Line (Silver Metallic)	Guest Seating	Four Leg	Armless
<input type="text" value="DOC"/>		<input type="text" value="2"/>	<input type="text" value="1"/>
Dorso S-Line (Polished Chrome)		Four Leg with Casters	Fixed Cantilever
<input type="text" value="DON"/>		<input type="text" value="3"/>	
Dorso N-Line (Silver Metallic)		Cantilever	

DORSO N-LINE | GUEST

DESCRIPTION/MODEL	COM		COL 3	FABRIC GRADES			LEATHER		
	1	2		4	5	6	7	8	9
 4 Leg Base, armless with Silver Metallic base DON2-10	933	982	1030	1110	1195	1293	1423	1561	1725
 4 Leg Base, fixed arms with Silver Metallic base DON2-11	1040	1098	1146	1215	1307	1413	1539	1677	1833
 4 Leg Base with Casters, armless with Silver Metallic base DON2-20	1020	1068	1118	1195	1283	1383	1510	1648	1816
 4 Leg Base with Casters, fixed arms and Silver Metallic base DON2-21	1131	1182	1237	1307	1391	1499	1625	1764	1922
 Cantilever Base, armless with Silver Metallic base DON2-30	1040	1098	1146	1215	1307	1413	1539	1677	1833
 Cantilever Base, fixed arms with Silver Metallic base DON2-31	1227	1283	1332	1403	1491	1599	1725	1862	2018

ORDERING NOTES

Dorso Chairs are available with a removable upholstered seat cover at an upcharge of **\$77 list** per chair.
CAL 133 and Moisture Barrier options are available for an upcharge of **\$61 list per yard**. See Page 34 for more information.

DIMENSIONS & COM REQUIREMENTS

		Overall Width	Overall Depth	Seat Height	Height of Arms from Floor	Width between Arms	Seat Depth	Height Range	Shipping Weight	Cube	COM Yardage
S-LINE/4LEG	Armless	20.75	25.50	18.5	27.5	19.5	19.5	36	32	14	1.3
	Fixed	24.5	25.50	18.5	27.5	19.5	19.5	36	37	14	1.3
S-LINE/4LEG with Casters	Armless	20.75	24.75	18.5	27.5	19.5	19.5	36	33	14	1.3
	Fixed	24.5	24.75	18.5	27.5	19.5	19.5	36	38	14	1.3
S-LINE/Cantilever Base	Armless	20.75	24.75	18.5	27.5	19.5	19.5	36	39	14	1.3
	Fixed	24.5	24.75	18.5	27.5	19.5	19.5	36	44	14	1.3
N-LINE/4LEG	Armless	20.75	25.50	18.5	27.5	19.5	19.5	34.75	31	14	1.3
	Fixed	24.5	25.50	18.5	27.5	19.5	19.5	34.75	36	14	1.3
N-LINE/4LEG with Casters	Armless	20.75	24.75	18.5	27.5	19.5	19.5	34.75	32	14	1.3
	Fixed	24.5	24.75	18.5	27.5	19.5	19.5	34.75	37	14	1.3
N-LINE/Cantilever Base	Armless	20.75	24.75	18.5	27.5	19.5	19.5	34.75	38	14	1.3
	Fixed	24.5	24.75	18.5	27.5	19.5	19.5	34.75	43	14	1.3

GENERAL INFORMATION

Terms and Conditions

Net 30 days on approved credit. A late payment charge of 1% per month will be applied on overdue invoices. This charge will be pro-rated to the number of days past 30 days that the invoice is overdue. All applicable sales taxes are extra. Distribution of this price list does not in itself constitute an offer to sell. Orders can be received only from authorized Krug dealers. Acceptance of any order and terms of sale may be established at the discretion of Krug. Deposits are required on orders received from new accounts as well as on large or special orders. Krug reserves the right to discontinue designs, or to change designs, construction, prices, or materials without notice.

Contact Information

Phone: 1.888.578.KRUG (5784) | Fax: 1.519.748.5177

Purchase Order Fax: 1.888.236.4783

Purchase Order E-mail: orders@krug.ca

Web: www.krug.ca E-mail: solutions@krug.ca

Customer Service Hours

Please note customer service hours are:

8:30 am to 5:00 pm est

Customer Satisfaction

It is the primary goal of Krug and our staff to ensure the complete satisfaction of our customers with our products and performance. If a problem arises with a Krug product after the expiration of the limited warranty period, Krug will exercise its best efforts to achieve the satisfaction of the customer in a manner that is fair to all concerned.

Order Acknowledgments

Each order will be acknowledged via e-mail or fax. This acknowledgment is the final agreement between Krug and the customer, superseding all previous communications regarding the purchase order. Where there is a discrepancy on a purchase order between a product code and a description, Krug will make every effort to resolve the discrepancy, but will be ruled by the product code ordered. Please check all acknowledgments for accuracy, and advise Krug of any discrepancies with a purchase order.

Order Cancellation

Krug reserves the right to not accept or allow cancellation of orders. All products are manufactured on a custom-made, make-to-order basis, and the purchasing, engineering and production of orders begins shortly after order placement - and the customer purchase order is a contract that authorizes Krug to manufacture the products. Acceptance of order cancellation (or partial cancellation) is solely at the discretion of Krug, and is dependent on the extent to which engineering, purchasing and manufacturing has been initiated by the time cancellation is requested. No order cancellations (partial or otherwise) are allowable more than 4 weeks from date of order placement (as order production is unable to be terminated by that point), and full payment of the acknowledged order value is required for any orders cancelled after 4 weeks. Cancellations may be allowable in less than 4 weeks after order placement, depending on the extent to which manufacturing has been initiated. An acceptance of order cancellation requires that the purchaser agrees to make payment for all costs incurred to the point of acceptance of cancellation. Cancellation charges include all costs for purchase of dedicated material and components, engineering costs for non-standard products, and all costs for manufacturing completed to that point, as well as a \$367 net charge for processing of the original order and for processing of cancellation invoicing.

Pricing

Krug endeavors to ensure that all prices in this price list reflect accurately our current prices. However, errors do occur and will be rectified through notices to the field. Krug reserves the right to acknowledge pricing that may be different from the price list.

Storage Charges

Krug reserves the right to assess a nominal storage charge if a customer does not accept shipment of an order within a week of the ship date.

Warranty

Krug warrants the construction and the finish of all our products to be free from defects in materials and workmanship for a period of 10 years from the date of purchase. This warranty is applicable to products in use by their original purchaser. This warranty does not apply to components not manufactured by Krug including textiles, which are subject to the specific warranties of those manufacturers, if any. Textiles (fabric, leather, vinyl, or any other covering material) suppliers do not guarantee their products for durability and color fastness, and nor does Krug. Casters, mechanical and electrical components have a warranty of five years from the date of purchase. The Krug warranty does not apply to COM-specified materials, damage caused by a carrier other than Krug, or variation in wood finishes due to natural wood color variation. Krug cannot be held responsible for variations in fabric dye lots from order to order. All fabric is carefully inspected when it is received, but a degree of variation in color should be expected. Repairs or replacement of any defect covered under this warranty by Krug will be made, at our option and method, at no charge to the original purchaser during the warranty period. Krug's judgement is final and binding with respect to the nature or cause of defects or damage, and the necessity or manner of repair or replacement.

This warranty does not apply to defects or damage resulting from:

- normal wear and tear occurring with the use of the product
- negligence, misuse, excessive use, alteration, improper cleaning or repair
- substitution or use of incorrect or unauthorized components or material
- handling or installation that is incorrect, or that causes damage or defect
- damage incurred by a freight carrier other than Krug
- wearing of finishes and fabrics, and normal variations in materials (including dye lot variations)
- properties of natural materials, including wood and leather
- exposure to environments with uncontrolled temperature and humidity (products must be transported, stored and used in climate-controlled conditions)

Blanket Wrapping

Krug will blanket wrap larger seating orders at customer's request. Please indicate on your purchase order and contact Customer Service.

Export Packaging

Krug is pleased to provide the option for export packaging on all our products, to provide additional protection from damage. For shipments overseas, a quote for export packaging can be provided, based on the products to be ordered and the delivery destination - please contact Customer Service or Bids & Specification Support for more information and a quotation. KRUG is not responsible for shipment damage occurring on overseas shipments

Export Packaging is STRONGLY RECOMMENDED for:

- (A) all shipments outside of the lower 48 states and Canada.
- (B) all shipments that will be held in storage for an extended period prior to installation.

Important: Please note that Krug will not be responsible for damage claims on product shipped or stored in the above conditions but where export packaging has not been utilized.

Dimensions

Dimensions are in inches and approximate, and subject to change without notice. Contact Customer Service if dimensions are critical.

Installation Support

For assistance please contact Technical Support at 1-888-578-5784 x216 or e-mail installationhelp@krug.ca and you will be directed to the appropriate installation support person.

GENERAL INFORMATION

Freight Terms and Conditions

1. All product is shipped FOB the Krug factory. Freight is either pre-paid to the destination or not pre-paid, depending on established customer specific freight terms.

2. Docks at the selected delivery location must be equipped to handle a 53' trailer. If a dock is inadequate for delivery by Krug, Krug will re-deliver to another local location and any additional costs will be charged to the customer.

3. For all deliveries, it is understood that Krug or its agent is making a dock delivery only (equipped to handle a 53' trailer), and any further work of truck unloading, delivery beyond the dock, installation, and removal of packaging is not authorized or paid for by Krug.

4. Drop shipments to the installation site, and timed deliveries, are available on larger shipments (full truckloads or slightly less) at no additional charge. Drop shipments or timed deliveries for smaller shipments may not be available, or if available will require a surcharge. Deliveries on an after hours basis, or on weekends, or any other special requirements, may be subject to a surcharge. Location and contact information, and the requested time of delivery, is required at least one week prior to the acknowledged shipment date. If this information is not provided one week in advance, or if the location or time of the drop shipment is changed less than one week in advance, a surcharge may be applied, and/or the drop shipment may not be scheduled. For deliveries requested Monday to Thursday after 5:00 pm, please apply a surcharge of \$262/shipment. For deliveries requested Monday to Friday before 7:00 am, please apply a surcharge of \$262/shipment. For deliveries requested Friday (after 3:00 pm) or weekends, please apply a surcharge of \$525/shipment. (local times).

5. For all deliveries - whether to the Customer location or drop shipment - any circumstances that result in the delay of our carrier (including unsuitable receiving facilities, or facilities not open or available), service charges will be applied at the rate of \$78/hour. Where re-delivery is necessary because of these circumstances, the full cost of re-delivery will be charged. If Less Than Truck Load is delivering, one hour is allocated to unload. Any additional time required to unload after the first hour is \$78/hour. If a Truck Load is delivering the order, three hours is allocated to unload. Any additional time required to unload is \$78/hour. Direct deliveries to site for large orders are possible, (must exceed \$60,000 net), and accommodate 48 - 53' trailers. Krug is responsible for delivery to the approved delivery address. If an address change is required, this must be authorized by Krug 5 business days prior to ship date. Any additional delivery costs incurred after this time will be charged to the customer.

Product Strength and Durability Testing

All management seating meets or exceeds the testing requirements of ANSI/BIFMA X5.1-2011. All lounge seating meets or exceeds the testing requirements of FNAE-80-214A. Specific test results and documentation are available on request.



Damaged Shipments

All Krug product is well engineered, carefully inspected, and expertly loaded onto our trucks at our Distribution Center. If you receive any damaged freight, we ask that you do not refuse the shipment. Krug is not responsible for damage to goods that occurs in transit or storage. It is the purchaser and/or receiver's responsibility to examine the goods upon receipt and to notify Krug of any damages, overages or shortages. Any discrepancies should be noted on the Bill of Lading. The delivering carrier will not accept responsibility for shortages or damages if signed "clear". Notification of concealed damage claims must be made to Krug Distribution within 5 days of delivery, along with digital pictures if available. All product and packaging must be available for inspection. Krug liability ceases after 5 business days and Krug will not be responsible for concealed damages if shipments are left unopened. Krug is not responsible for the condition of product that is stored or installed in an environment where temperature and humidity are not controlled.

Field Product Report Authorization

Krug's written authorization, in the form of an FPR number, must be obtained prior to incurring charges of any kind if Krug is expected to pay these charges. This includes authorization for field repairs and replacements, installation and delivery charges. Krug reserves the right to have its representative inspect product related to any request for such authorizations, prior to that authorization being provided. Deductions from invoices paid for any charges to Krug, without prior written authorization in the form of an FPR, will not be accepted. Digital photographs may be required to complete the FPR process.

Returns

No merchandise may be returned without Krug's prior written consent. In the event of an authorized return, a Field Product Report (FPR) number will be issued, and a restocking charge will apply. Return transportation charges must be prepaid. Unauthorized returns will not be accepted and will be returned freight collect. All merchandise being returned must be properly packaged in its original or comparable replacement packaging to ensure protection of the product during handling and transportation. Returns on orders duplicated by the customer must be received in their original packaging to be accepted. Product being returned where Krug has authorized its liability for replacement or repair will be thoroughly inspected on its return, and the results compared to the reason for the return stated on the FPR. Any discrepancies, such as additional damage, signs of usage, missing parts, etc., will result in an adjustment to the amount of credit issued.

Custom Capabilities

Over 15% of our orders involve some type of custom work, and we invite our customers to make use of our extensive capabilities.

These include:

- 1) Dimensional customization of standard size products
- 2) Custom finishes
- 3) For larger orders, completely custom-designed products, as well as non-standard wood species can be specified.

Custom orders may require additional production lead times. Contact Engineering at the e-mail address engquotes@krug.ca.

Care and Maintenance Leather

Leather is a natural product and requires very little care during use. Most stains can be removed with a clean dry cloth. For stubborn spots and stains, use a mild non-detergent cleaner, rinse well and let air dry naturally. Do not use saddle soap, cleaning solvents, furniture polish, oils, varnish, abrasive cleaners, soaps or ammonia waters.

Fabric Upholstery


Professional upholstery cleaning is recommended.

Flammability Standards for Krug Fabric Program

- Passes State of California Technical Bulletin CAL 117-2013

Krug Textiles - Stocked Fabric Program

Grade 2



INFINITY PEWTER




BARLEY



LEMONGRASS



MAIZE



MACINTOSH



TERRAIN




JAVA




ATOLL



VINE



ASTER



BEYOND



GRAPHITE



ECLIPSE




MARATHON TINT



FLAX



WREN



CARAVEL



CURRY



SUNSET



CLOVE



FOLIAGE



OZ



CYAN



TOILE



STORM



NOIR



LINEUP TRANQUIL



BALTIC



SHADOW



SANDSTONE



PEWTER



FERN




SPICE



FUSE PRISTINE



SAFFRON



GINGER




PIMENTO




CARMINE



IRIS



WALNUT



MALTED



PRISTINE



PRISTINE



AZUREAN



LUNAR



PEPPER

KRUG TEXTILES - UPHOLSTERY FABRICS

Krug Textiles - Stocked Fabric Program

Grade 2



GRAPH ALLOY



ALPINE



CHALICE



CORK




POPPY




RUBY



BARK




PARROT




TIDAL




WAVE



LAPIS




ANCHOR




COAL




GRID CHROME




KHAKI



SUNBEAM



APPLE



EMBER



SCARLET



ORCHID




CHROME



GLACIER



SURF




INDIGO




FLINT




JET



BOBBY IRIS




AQUA



MOSS




LEMON



GLOW




ANCHOR



FUCHSIA



EPIC LIMESTONE



PEARL




JUTE



SLICE



FLARE



PORCINI



ESPRESSO



KIWI



CAPRI



REGAL



AZURE




GRANITE




STEEL

Krug Textiles - Stocked Fabric Program


Grade 2



ORIGIN ALLOY



WHEAT



CLAY



BLUSH



GARNET



POPPY




MALT



CLOVER



GAIA



VINCA



CYAN



EURO




INDIGO



AVALON



SEED



ARUNDEL



IRON



STATELY



STEEL



SHALE



JET


Grade 3




SWIM BISCAI




ANJOU



SANDSTONE




CRIMSON




EARTHEN




BALKEN



RIVERBANK




INK



CALDERA

Krug Textiles - Leather Program - Grade 8

Please contact Customer Service for specific information on leathers, available colors and lead times.




Black
K13.1000




Stone
K13.3000



Sand
K13.5000



Espresso
K13.8000



Graphite
K13.4000



White
K13.9000


Krug Textiles - Cut fabric NET price per yard

Grade 1	\$21
Grade 2	\$33
Grade 3	\$44


LATEX FREE

Krug products are made with latex-free materials to prevent the allergic reaction that latex causes in some people.


Krug Textiles - Faux Leather Program - Grade 2



White
FL3822



Cream
FL6003



Vanilla
FL0061



Parchment
FL0605



Sandstone
FL0608



Taupe
FL3948



Mocha
FL0808



Tan
FL0802



Chestnut
FL0087



Bisque
FL0805



Chocolate
FL8020



Black
FL9009



Earth
FL0084



Brick
FL0011



Wine
FL0108



Garnet
FL0017




Rust
FL0014



Citron
FL0054



Sprig
FL0205



Chinchilla
FL6009



Steel
FL0905



Grey
FL9003




Lagoon
FL0037



Pacific Blue
FL3003



Navy
FL3006



Plum
FL1009

CUSTOMER'S OWN MATERIAL - C.O.M.

Customer's Own Material (COM/COL)

COM/COL must be received three weeks prior to the acknowledged ship date. Orders with COM/COL not received by the required deadline will be delayed. A description of the upholstery cover, including supplier name, pattern name, upholstery cover name and color number must be included with the purchase order.

COM/COL testing requires 3 business days and samples are to be directed to Customer Service. The customer has the option of providing the sample COM/COL before, at time of order, or once the sample COM/COL is received. If the customer does not send a sample for approval in advance of sending actual material, Krug will not be responsible for the cost of any upholstery cover or other material that it determines to be unsuitable for the product or our process.

When the COM/COL upholstery cover is received at Krug, it must be clearly identified with the upholstery cover name and color, and tagged with name of the Krug customer and purchase order number. Krug will inspect all COM/COL upholstery covers when received to determine if it will be suitable for upholstery. Where Krug feels that the upholstery cover or leather specified will compromise the quality or integrity of our products, customers will be contacted to direct these concerns. Further, Krug reserves the right to refuse to accept and use any COM upholstery covers or leathers that will compromise our products in any way that is unacceptable to Krug. Krug cannot assume responsibility for the durability or tailoring quality of customer's own material.

Yardage specified in this price guide is approximate. In the case of multiple product orders, multiply the number of items by the COM yardage specified to determine upholstery cover required, unless otherwise indicated. Additional yardage may be needed if the material is less than 54" wide, or patterned or striped and requires matching. All COMs are cut "up the roll" unless otherwise stated by the customer. All striped upholstery covers will be applied vertically unless otherwise stated by the customer and after approval by Krug. Krug will not be responsible for directional or positional problems with its application of COM material, unless it has been provided with explicit instructions by the customer. Special instructions should be sent to Krug Customer Service, including a sample (or photocopy) of the upholstery cover. Krug is not responsible for instructions sent with the upholstery cover rolls, or for the method of upholstery if no instructions have been provided.

Price increases and freight charges to COM/COL acquired on the customer's behalf will be passed onto the customer.

Application of Directional Upholstery cover

Some COM upholstery covers will be considered directional by Krug even though they are not considered directional by the supplier. All COMs are automatically cut "up the roll" unless otherwise stated by the customer (please see below).



Standard-Cut
"up the roll"



Non-Standard-Cut
across the roll "railroad"

COM/COL Shipping Procedures

For seating COM/COL upholstery covers, please send upholstery covers to:

Krug Inc.
111 Ahrens Street
Kitchener, Ontario
Canada N2H 4C2

Attention: RECEIVER

COM/COL orders cannot be scheduled into production until the upholstery cover has arrived and inspection is complete.

All packages must be clearly marked

"For Customs Clearance by Willson International Custom Brokers".

According to the North American Free Trade Agreement (NAFTA), goods shipped between the United States and Canada can qualify for exemption from all duties, or for a reduction in duties, if the goods can be proven to originate in either the United States, Canada or Mexico.

Canada Customs requires that a NAFTA Certificate of Origin and a Commercial Invoice be completed and sent with the upholstery cover shipment. The Commercial Invoice must clearly state the description of the upholstery cover, the selling price, the make-up or content, and the purchaser. The absence of these two documents will delay the shipments at the U.S./Canada border, thereby potentially delaying the customer order. If the total value of the shipment is less than \$1200 U.S., Customs will accept a Low Value Statement of Origin in place of the NAFTA Certificate of Origin. The Low Value Statement must be signed by a representative of the exporting company. This statement may either be included on the commercial invoice or attached to the invoice. Krug is happy to answer any questions or concerns about COM/COL shipping procedures and the required documents.

CAL 133 & Moisture Barrier

California Technical Bulletin 133 is a flammability test for seating. Krug offers a compliance method which, in combination with non-flammable upholstery covers, may enable the products to meet certification requirements for this test. This process at the same time also provides the products with a Moisture Barrier - a treatment that helps to prevent the passage of liquids and moisture to inside of upholstered components - thereby conferring sanitary and anti-infection benefits. So when CAL 133 is specified, the product also automatically has a Moisture Barrier, and when a Moisture Barrier is specified, the product also features the compliance method and low flammability features of CAL 133.

The application of this upcharge and the compliance method does not mean that the specific configuration of product and upholstery cover are tested and officially certified as being CAL 133 compliant. If official certification is required, Krug will provide this (through an independent certified testing laboratory) at a charge of \$874 per item, plus the cost of the product to be tested. Lead time for certification testing is typically 4-8 weeks. Krug assumes no responsibility for the testing of our products in combination with upholstery covers, or for the results of any testing conducted. Some specific configurations of product and upholstery have already been tested. Please contact Customer Service for additional information.

C.O.L. Yardage

To calculate C.O.L. yardage required, please use the following conversions based on COM yardage: Leather must be ordered in square footage.

- 17 square feet in a yard
- Approx. 3 yards in a hide
- Approx. 51 square feet in a hide
- Please use grade 3 pricing for COL

Upholstery Cover Yardage Calculation

To calculate yardage required for COM and other non-standard upholstery cover orders, please contact Krug Customer Service at 1.888.578.5784. Unless otherwise stated, upholstery cover rolls are assumed to be a minimum 54" wide. Please use the guide below to calculate the percentage of extra upholstery cover required to cover large repeats. The repeat is calculated by adding both the vertical and horizontal measurements together and then referring to the chart below for extra yardage required.

		2"-14"	15"-19"	20"-27"	28"-36"
FABRIC	Plain	Repeat	Repeat	Repeat	Repeat
54	0%	10%	15%	20%	25%
53-50	16%	20%	25%	30%	35%
48	16%	25%	30%	35%	40%
45	40%	50%	55%	60%	65%
36	50%	60%	65%	70%	75%

GRADED-IN UPHOLSTERY PROGRAMS

Krug has partnered with several textile brands to grade in their offerings, designed to provide a wide range of upholstery selections for our seating products.

Upholstery pricing and availability is subject to change without notice. We grade this upholstery according to the pricing of the fabric suppliers - when their pricing changes, the Krug grade may change.

When placing an order, a Krug customer must specify the complete upholstery number, along with the appropriate Krug model number and finish. Krug will supply the complete product at the prices listed. Orders specifying graded-in upholstery cannot be cancelled once the upholstery has been ordered.

Upholstery Grades

To determine the price of a product for graded-in upholstery, use the reference lists located on Krug's website under - Products - Textiles, to view the upholstery grade (1-9). Krug is not responsible for the discontinuation of this upholstery. Please contact Customer Service for information on upholstery not listed.

When two upholstery selections are specified for use on seating, the higher grade upholstery price will apply to the order.

High Performance upholstery; Polyurethane, Vinyl or Crypton, is particularly suitable for healthcare and other intensive-use environments.

Upholstery Samples

If you require additional samples or memos for presentation, please contact fabric supplier directly.

Flammability Standards

- Tunnel Test Surface Ratings Class A rating
- Class 1 UFAC
- Passes State of California Technical Bulletin CAL 117-2013

Please contact fabric supplier directly for further flammability information pertaining to specific upholstery.


Special Conditions

Acknowledgments will give the estimated delivery date of the finished product. Some upholstery is imported, and availability may affect estimated delivery time. For large projects, please contact fabric supplier directly for availability of yardage.

DORSO WEAVE | COLORS




Winter White



Soft Beige



Tan



Warm Grey



Black

BASE STYLES (for applicable products)

Base Styles	Description
Black Nylon	5 blade glass reinforced molded nylon base with 2 1/4" hooded dual wheel casters.
Polished Aluminum	5 blade polished cast aluminum base with 2 1/4" dual wheel casters (upcharge of \$115 applies.)
Seat Slider	Seat slider mechanism featuring a 2" range of adjustment front to back when seated. The lever to activate this feature is located under the seat of the user's left side and is activated by a simple twist of the knob.
Wood	5 blade steel bar stock base with finished wood caps and 2" black hooded dual wheel casters.
Chrome	5 blade polished chrome base with 2 1/4" dual wheel casters.
Jury Bases	Jury Bases assembly consists of a black 9" diameter conical/cast base for permanently mounting a chair to the floor. Into the base is inserted a black pneumatic gas cylinder with self returning action from rotation, and self returning height feature when exiting the chair. Allows for full 360 degree rotation. Limited degrees of rotation are not available.
Jury Bases	

Pan Am
Pan1-M11J



Bank of England
177-J



Dorso
D0S1-H2011J



Cadence
CAD1-HW12J



C5
C5E1MB41AJ



Aqua
AQU1M33J



KRUG EXPRESS PROGRAM

PROGRAM DETAILS

KrugExpress orders are ready to ship by the date acknowledged. Delivery and shipping schedules may result in actual shipping of orders at a later date. Statutory holidays and scheduled factory vacations may add to acknowledged lead times of *KrugExpress* orders. Unless otherwise specified on the order, the customer's standard method of shipping Krug products will be utilized.

Available factory capacity for *KrugExpress* is filled by orders received on a "first come, first serve" basis. If the normal *KrugExpress* lead time is not available for your order because available capacity has been filled, you will be immediately advised of the earliest available ready-to-ship date. Please consult your Customer Service representative in advance if you wish to confirm the specific lead time availability for a *KrugExpress* order.

Orders must be received by midnight of a given day for that day to be considered the official day the order is received. Order lead times are acknowledged from the date the order is received, but not including the date the order is received.

KrugExpress orders must be "clean" when received in order to be considered officially received on a given day, and lead times will be acknowledged from the date orders are determined to be "clean".

Changes to *KrugExpress* orders are not allowed under any circumstances.

Orders for product on *KrugExpress* must clearly state: "*KrugExpress*".

COM and graded-in upholstery is available on *Krug Express*. Orders are scheduled on *Krug Express*, and given the best available date, when the upholstery is received at Krug. Some conditions apply.


SEATING & OCCASIONAL TABLES PROGRAM

Orders for seating products on the *KrugExpress* program may be subject to quantity maximums. Please contact Krug Customer Service for more information.

Quantity maximums are dependent upon available capacity, in order to insure that we ship all orders on time. Please note that the CAL 133 option is not available on *KrugExpress*.

Only standard wood finishes are available for *KrugExpress* orders. Laminates are not available on *KrugExpress*.

Krug Express includes all Krug seating and occasional tables as well as Krug conference and casegood products to complement this seating offering.



All products are air emissions certified and are available as FSC® certified

krug

solutions@krug.ca | www.krug.ca | 1.888.578.KRUG