

DORSO
Price and Specification Guide
CANADA



krug

Advancing Design Through Innovation

DORSO | TABLE OF CONTENTS

DORSO

2	Dorso E-Line Environmental Summary
3	Dorso E-Line & Dorso T-Line Features & Options
4	Dorso E-Line Dimensions & COM
4	Dorso T-Line Dimensions & COM
5	Dorso E-Line Pricing
9	Dorso T-Line Environmental Summary
10	Dorso T-Line Pricing
14	Dorso Weave Environmental Summary
15	Dorso Weave Features & Options
16	Dorso Weave Pricing
20	Dorso S-Line Environmental Summary
21	Dorso S-Line & N-Line Features & Options
22	Dorso S-Line & N-Line Dimensions & COM
23	Dorso S-Line Pricing
25	Dorso N-Line Pricing
27	Dorso Guest Environmental Summary
28	Dorso Guest Pricing

GENERAL INFORMATION

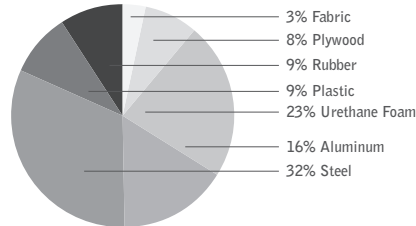
30	Terms & Conditions
30	Warranty
32	KRUG Textiles - Upholstery Fabrics
34	KRUG Textiles - Leather & Faux Leather
36	Customer's Own Material (COM/COL)
36	CAL 133 & Moisture Barrier
37	Graded-In Upholstery Programs
37	Dorso Weave Colors
38	Base Styles
38	KRUGEXPRESS Program

DORSO E-LINE | ENVIRONMENTAL SUMMARY

LEED CI CREDITS



MATERIAL CONTENT:



PRE-CONSUMER

RECYCLED CONTENT = 17.95%

POST-CONSUMER

RECYCLED CONTENT = 17.72%

Up to 61.36% of Dorso E product is recyclable at the end of its useful life.

CONTRIBUTES TO

CREDIT 2.1 - 2.2	Construction Waste Management	1-2 point(s)
CREDIT 3.3	Resource Reuse	1 point
CREDIT 4.1	Recycled Content	1 point
CREDIT 4.2	Recycled Content	1 point
CREDIT 4.5	Low Emitting Materials, Systems & Seating	1 point
CREDIT 5.1	Regional Materials*	1 point
CREDIT 7	Certified Wood (MUST BE REQUESTED)	1 point(s)

*This credit is only applicable if in total 20% of the combined value of the procurement of construction materials and in the furniture are manufactured within a radius of 500 miles. This credit will apply if the installation of the finished product occurs within 500 miles of Kitchener, Ontario.

level® CERTIFICATION, AIR EMISSIONS AND FSC® CERTIFICATION



level® CERTIFICATION

BIFMA's e3 Furniture Sustainability Standard is a voluntary, multi-attribute standard that measures the degree of sustainability of furniture. This standard evaluates product and company environmental attributes and compliance systems in a wide range of elements which include Materials, Energy & Atmosphere, Human & Ecosystem Health and Social Responsibility. Dorso products have earned level®, BIFMA's sustainability certification program for furniture, certification through third-party verification against the e3 standard.

AIR-EMISSIONS

All Dorso products are supplied with air-emissions certified. Contact customer service for information.



FSC®

In 2005, Krug received Forest Stewardship Council® (FSC®) Chain-of-Custody certification for our manufacturing facilities. The FSC® Chain-of-Custody tracks certified wood from seedling to final sale. It verifies that the material for our FSC® certified products only come from well-managed, FSC®-certified forests and other controlled sources. FSC® is dedicated to the promotion of responsible forest management worldwide helping to take care of forests for future generations. Dorso and other Krug products can be specified with FSC® Certification. Contact customer service for further information, pricing and lead times.



Architects, designers, and building professionals can specify FSC®-certified products in order to achieve a point from the U.S. Green Building Council's Leadership in Energy and Environmental Design (LEED) Rating System.

DORSO E & T | FEATURES



ARM STYLES

Optional fixed cantilever or an adjustable black arm constructed of die cast metal with textured plastic arm pads. The adjustable arms feature seven height adjustment positions, with a total adjustment range of 2.75". All Dorso models are also available in armless versions.

E-LINE

Fixed cantilever and adjustable arms are available in Black, Silver Metallic or Polished Chrome accent finishes to match metal base. The fixed arm is also available in black textured plastic and upholstered fabric/leather version.

T-LINE

Fixed cantilever and adjustable arms are available in black textured plastic.



BASE STYLES

E-LINE & T-LINE

Dorso seating features optional Silver Metallic, polished Chrome or Black finish and dual wheel casters.



DORSO CONTROLS

All Dorso E-Line and T-Line come with synchro tilt mechanism. The tilt adjustment range offers five recline-lock positions, as well as free flowing movement. The forward pivot mechanism allows the back and the seat to articulate synchronously in a 2:1 ratio, so that upward tilt of the seat is minimized as the back reclines.



BACK HEIGHT

Back height adjustment is an option on Dorso E & T Line. It offers an adjustment range of 11 positions, over a 2" range of movement. Back height adjustment is operated while in the seated position, by placing the right hand on the right bottom of the chair back, and the left hand on the left bottom of the chair back. The back is lifted and clicked into the desired height. Raising the back to the highest position releases the back height lock so it can be lowered.

SEAT HEIGHT

In the seated position, a pull upwards on the height adjustment lever located under the seat of the user's right side adjusts the height up or down with a total height range of 4.5".

BACK TENSION

Back tension on the mechanism is controlled with an adjustment knob under the seat. It has been designed to provide a range of back tension adjustment suitable for users of varying sizes and preferences.

SEAT SLIDER

All Dorso tilts are available with an optional seat slider mechanism featuring a 2" range of adjustment front to back when seated. The lever to activate this feature is located under the seat of the user's right side and is activated by an upward pull of the lever.

CAL 133 & MOISTURE BARRIER

California Technical Bulletin 133 is a flammability test for seating. Krug offers a compliance method which, in combination with non-flammable upholstery covers, may enable the products to meet certification requirements for this test. This process at the same time also provides the products with a Moisture Barrier - a treatment that helps to prevent the passage of liquids and moisture to inside of upholstered components - thereby conferring sanitary and anti-infection benefits. So when CAL 133 is specified, the product also automatically has a Moisture Barrier, and when a Moisture Barrier is specified, the product also features the compliance method and low flammability features of CAL 133.

The application of this upcharge and the compliance method does not mean that the specific configuration of product and upholstery cover are tested and officially certified as being CAL 133 compliant. If official certification is required, Krug will provide this (through an independent certified testing laboratory) at a charge of \$962 per item, plus the cost of the product to be tested. Lead time for certification testing is typically 4-8 weeks. Krug assumes no responsibility for the testing of our products in combination with upholstery covers, or for the results of any testing conducted. Some specific configurations of product and upholstery have already been tested. Please contact Customer Service for additional information.

DORSO E-LINE | DIMENSIONS & COM REQUIREMENTS

Dorso E features a generous seat & back that provides unparalleled comfort and support.

Model Number		Overall Width	Overall Depth	Overall Height	Seat Height Min/Max	Height of Arms from Floor	Width between Arms	Height Range	Seat Depth	Shipping Weight	Cube	COM Yardage
DEC1-HB/DES1-HB	Fixed	25.25	25	50	17.5-22.125	25.6875-30.25	21	47-52	18	44	19	2.2
DEB1-HB	Fixed Upholstered	25.5	25	50	17.5-22.125	25.6875-30.25	20.5	47-52	18	44	19	2.5
	Adjustable	25.5	25	50	17.5-22.125	26-34	21	47-52	18	44	19	2.2
	Armless	20.5	25	50	17.5-22.125	N/A	N/A	47-52	18	40	19	2.2
DEC1-MB/DES1-MB	Fixed	25.25	25	43	17.5-22.125	25.6875-30.25	21	40-45	18	41	16	2
DEB1-MB	Fixed Upholstered	25.5	25	43	17.5-22.125	25.6875-30.25	20.5	40-45	18	41	16	2.3
	Adjustable	25.5	25	43	17.5-22.125	26-34	21	40-45	18	41	16	2
	Armless	20.5	25	43	17.5-22.125	N/A	N/A	40-45	18	37	16	2

DORSO | E-LINE



Note: Some vinyls, leathers and upholsteries are not suitable for application on Dorso E seating. For vinyls, please submit a sample to Customer Service for pre-approval process at time of order.

The pre-approval process is as follows:

1. A sample of the COM must be provided to Krug Customer Service prior to or at time of order.
2. The sample will be reviewed and the customer advised if the fabric is unsuitable.
3. The COM fabric or leather itself will be inspected when received at the factory, to identify and further concerns with its suitability.

ORDERING NOTES:

Height measurements of Dorso E are taken with the pneumatic lift in the lowest position. All dimensions are in inches and approximate and are subject to change without notice. Contact Customer Service if dimensions are critical.

DORSO T-LINE | DIMENSIONS & COM REQUIREMENTS

Dorso T - a strikingly modern chair design, provides a level of long term sitting comfort and support.

Model Number		Overall Width	Overall Depth	Overall Height	Seat Height Min/Max	Height of Arms from Floor	Width between Arms	Height Range	Seat Depth	Shipping Weight	Cube	COM Yardage
DTC1-HB/DTS1-HB/	Fixed	25.25	24	49	16.75-21.375	27.5-30.25	20	46-51	18	44	19	2
	Adjustable	25.5	24	49	16.75-21.375	26-34	20	46-51	18	44	19	2
	Armless	20.5	24	49	16.75-21.375	N/A	N/A	46-51	18	40	19	2
DTB1-HB	Fixed	25.25	24	49	16.75-21.375	27.5-30.25	20	46-51	18	44	19	2
	Adjustable	25.5	24	49	16.75-21.375	26-34	20	46-51	18	44	19	2
	Armless	20.5	24	49	16.75-21.375	N/A	N/A	46-51	18	37	19	2
DTC1-MB/DTS1-MB	Fixed	25.25	24	42	16.75-21.375	27.5-30.25	20	39-44	18	41	16	1.8
DTB1-MB	Adjustable	25.5	24	42	16.75-21.375	26-34	20	39-44	18	41	16	1.8
	Armless	20.5	24	49	16.75-21.375	N/A	N/A	39-44	18	37	16	1.8

DORSO | T-LINE



Note: Some vinyls, leathers and upholsteries are not suitable for application on Dorso T seating. For vinyls, please submit a sample to Customer Service for pre-approval process at time of order.





The pre-approval process is as follows:

1. A sample of the COM must be provided to Krug Customer Service prior to or at time of order.
2. The sample will be reviewed and the customer advised if the fabric is unsuitable.
3. The COM fabric or leather itself will be inspected when received at the factory, to identify and further concerns with its suitability.

OPTIONS

Height measurements of Dorso T are taken with the pneumatic lift in the lowest position. All dimensions are in inches and approximate and are subject to change without notice. Contact Customer Service if dimensions are critical.

DORSO E-LINE | MID BACK

DESCRIPTION/MODEL		COM			COL	FABRIC GRADES			LEATHER		
		1	2	3	4	5	6	7	8	9	
	Fixed Back; Fixed Arms - Synchro										
	DEC1-M111C	1614	1692	1764	1861	1976	2101	2255	2425	2615	
	DES1-M111S	1546	1614	1689	1782	1900	2039	2184	2352	2537	
	DEB1-M111B	1350	1422	1493	1588	1703	1840	1987	2157	2343	
	Fixed Back; Fixed Arms - Synchro/Seat Slider										
	DEC1-M112C	1704	1779	1855	1950	2064	2190	2347	2513	2702	
	DES1-M112S	1634	1704	1777	1870	1987	2127	2273	2440	2628	
	DEB1-M112B	1440	1510	1583	1676	1791	1930	2077	2245	2431	
		Fixed Back; Adjustable Arms - Synchro									
DEC1-M121C		1848	1918	1992	2089	2205	2327	2484	2653	2845	
DES1-M121S		1723	1800	1870	1964	2081	2208	2364	2532	2720	
DEB1-M121B		1527	1598	1671	1767	1881	2020	2165	2332	2517	
Fixed Back; Adjustable Arms - Synchro/Seat Slider											
DEC1-M122C		1936	2007	2081	2179	2294	2418	2574	2741	2930	
DES1-M122S		1814	1891	1960	2054	2168	2295	2455	2620	2809	
DEB1-M122B		1614	1687	1760	1856	1972	2110	2253	2422	2610	
		Fixed Back; Upholstered Fixed Arms - Synchro									
	DEC1-M131C	1865	1948	2030	2135	2256	2394	2558	2754	2943	
	DES1-M131S	1794	1871	1955	2058	2184	2328	2484	2679	2863	
	Fixed Back; Upholstered Fixed Arms - Synchro/Seat Slider										
	DEC1-M132C	1954	2039	2118	2224	2349	2482	2649	2842	3030	
	DES1-M132S	1884	1962	2044	2147	2273	2419	2662	2767	2952	
		Fixed Back; Armless - Synchro									
		DEC1-M101C	1510	1584	1660	1751	1866	2006	2150	2321	2507
		DES1-M101S	1369	1441	1515	1609	1725	1860	2006	2176	2362
DEB1-M101B		1288	1361	1437	1527	1644	1779	1926	2096	2281	
Fixed Back; Armless - Synchro/Seat Slider											
DEC1-M102C		1598	1673	1747	1839	1955	2094	2239	2409	2596	
DES1-M102S		1456	1528	1605	1697	1815	1948	2094	2265	2449	
DEB1-M102B		1376	1450	1524	1614	1733	1867	2016	2187	2369	

ORDERING NOTES:

*The finish refers to exposed metal elements specified for the chair: chair base, fixed and adjustable arm accents. The upholstered cantilever arm is available in the Polished Chrome and Silver Metallic arm only.

Dorso Option Upcharges





\$ List

CAL 133 & Moisture Barrier (per yard)	67
Soft Wheel Casters	67
Dual Upholstery	34

PRODUCT CODE KEY

Line	Series	Back Style	Back Adjustment	Arm Style	Mechanism	Base
DEC	1	M	1	0	1	C
Dorso E-Line (Polished Chrome*)	Management, Task & Conference Seating	Mid Back	Fixed	Armless	Synchro	Chrome Base
DES		H	2	1	2	S
Dorso E-Line (Silver Metallic*)		High Back	Adjustable	Fixed Cantilever	Synchro/ Seat Slider	Silver Metallic Base
DEB				2		B
Dorso E-Line (Black*)				Adjustable		Black Base
				3		
				Fixed Cantilever (Upholstered)		

DORSO E-LINE | MID BACK

DESCRIPTION/MODEL		COM	FABRIC GRADES							LEATHER
		1	2	3	4	5	6	7	8	9
	Adjustable Back; Fixed Arms - Synchro									
	DEC1-M211C	1650	1726	1799	1896	2009	2135	2294	2462	2650
	DES1-M211S	1581	1650	1725	1818	1934	2074	2217	2387	2574
	DEB1-M211B	1383	1456	1528	1625	1741	1878	2023	2191	2378
	Adjustable Back; Fixed Arms - Synchro/Seat Slider									
	DEC1-M212C	1743	1816	1887	1986	2098	2224	2381	2551	2580
	DES1-M212S	1669	1743	1815	1907	2023	2163	2305	2476	2662
	DEB1-M212B	1474	1546	1615	1713	1828	1964	2112	2280	2465
	Adjustable Back; Adjustable Arms - Synchro									
	DEC1-M221C	1884	1954	2028	2125	2239	2364	2517	2690	2879
	DES1-M221S	1755	1836	1907	2003	2117	2240	2397	2569	2759
	DEB1-M221B	1562	1634	1707	1800	1916	2054	2200	2368	2554
	Adjustable Back; Adjustable Arms - Synchro/Seat Slider									
	DEC1-M222C	1974	2043	2117	2213	2327	2455	2610	2775	2968
	DES1-M222S	1848	1926	1997	2090	2208	2328	2488	2656	2847
	DEB1-M222B	1650	1723	1797	1891	2006	2144	2289	2459	2646
	Adjustable Back; Fixed Arms (Leather/Fabric Pad) - Synchro									
	DEC1-M231C	1901	1981	2065	2169	2295	2430	2595	2789	2976
	DES1-M231S	1832	1908	1991	2094	2217	2366	2517	2715	2901
	Adjustable Back; Fixed Arms (Leather/Fabric Pad) - Synchro/Seat Slider									
	DEC1-M232C	1988	2074	2156	2261	2385	2516	2684	2878	3066
	DES1-M232S	1918	2000	2080	2184	2305	2457	2610	2803	2990
	Adjustable Back; Armless - Synchro									
	DEC1-M201C	1546	1617	1693	1788	1903	2042	2188	2354	2543
	DES1-M201S	1402	1475	1551	1643	1760	1894	2042	2212	2396
	DEB1-M201B	1323	1398	1472	1562	1681	1816	1960	2132	2320
	Adjustable Back; Armless - Synchro/Seat Slider									
	DEC1-M202C	1634	1710	1781	1875	1991	2131	2275	2443	2631
	DES1-M202S	1492	1565	1640	1729	1849	1981	2131	2301	2487
	DEB1-M202B	1412	1486	1559	1650	1770	1905	2050	2218	2408

ORDERING NOTES:

*The finish refers to exposed metal elements specified for the chair: chair base, fixed and adjustable arm accents. The upholstered cantilever arm is available in the Polished Chrome and Silver Metallic arm only.

Dorso Option Upcharges


\$ List


CAL 133 & Moisture Barrier (per yard)	67
Soft Wheel Casters	67
Dual Upholstery	34


PRODUCT CODE KEY

Line	Series	Back Style	Back Adjustment	Arm Style	Mechanism	Base
DEC Dorso E-Line (Polished Chrome*)	1 Management, Task & Conference Seating	M Mid Back	1 Fixed	0 Armless	1 Synchro	C Chrome Base
DES Dorso E-Line (Silver Metallic*)		H High Back	2 Adjustable	1 Fixed Cantilever	2 Synchro/ Seat Slider	S Silver Metallic Base
DEB Dorso E-Line (Black*)				2 Adjustable		B Black Base
				3 Fixed Cantilever (Upholstered)		

DORSO E-LINE | HIGH BACK

DESCRIPTION/MODEL		COM		COL	FABRIC GRADES			LEATHER		
		1	2	3	4	5	6	7	8	9
	Fixed Back; Fixed Arms - Synchro									
	DEC1-H111C	1669	1761	1860	1986	2133	2311	2525	2762	3022
	DES1-H111S	1598	1689	1788	1912	2058	2237	2448	2688	2948
	DEB1-H111B	1383	1475	1573	1699	1843	2023	2237	2474	2738
	Fixed Back; Fixed Arms - Synchro/Seat Slider									
	DEC1-H112C	1755	1852	1948	2075	2222	2400	2611	2851	3112
	DES1-H112S	1687	1777	1875	2003	2147	2324	2537	2774	3037
	DEB1-H112B	1474	1565	1663	1789	1934	2112	2324	2563	2826

	Fixed Back; Adjustable Arms - Synchro									
	DEC1-H121C	1901	1992	2089	2215	2362	2539	2748	2980	3253
	DES1-H121S	1832	1925	2020	2142	2293	2465	2676	2910	3182
	DEB1-H121B	1614	1712	1804	1928	2079	2253	2463	2697	2969
	Fixed Back; Adjustable Arms - Synchro/Seat Slider									
	DEC1-H122C	1988	2081	2179	2304	2449	2629	2838	3068	3343
	DES1-H122S	1918	2010	2110	2232	2379	2554	2766	2999	3270
	DEB1-H122B	1704	1799	1894	2018	2166	2343	2552	2788	3058

	Fixed Back; Fixed Arms (Leather/Fabric Pad) - Synchro									
	DEC1-H131C	1918	2018	2127	2261	2418	2605	2825	3089	3348
	DES1-H131S	1848	1947	2052	2189	2343	2530	2752	3015	3276
	Fixed Back; Fixed Arms (Leather/Fabric Pad) - Synchro/Seat Slider									
	DEC1-H132C	2007	2107	2214	2350	2506	2694	2912	3178	3436
	DES1-H132S	1936	2034	2142	2276	2431	2617	2840	3103	3366

ORDERING NOTES:

*The finish refers to exposed metal elements specified for the chair: chair base, fixed and adjustable arm accents. The upholstered cantilever arm is available in the Polished Chrome and Silver Metallic arm only.

Dorso Option Upcharges




\$ List

CAL 133 & Moisture Barrier (per yard)	67
Soft Wheel Casters	67
Dual Upholstery	34

PRODUCT CODE KEY

Line	Series	Back Style	Back Adjustment	Arm Style	Mechanism	Base
DEC	1	M	1	0	1	C
Dorso E-Line (Polished Chrome*)	Management, Task & Conference Seating	Mid Back	Fixed	Armless	Synchro	Chrome Base
DES		H	2	1	2	S
Dorso E-Line (Silver Metallic*)		High Back	Adjustable	Fixed Cantilever	Synchro/ Seat Slider	Silver Metallic Base
DEB				2		B
Dorso E-Line (Black*)				Adjustable		Black Base
				3		
				Fixed Cantilever (Upholstered)		

DORSO E-LINE | HIGH BACK

DESCRIPTION/MODEL	COM	COL		FABRIC GRADES			LEATHER			
	1	2	3	4	5	6	7	8	9	
	Adjustable Back; Fixed Arms - Synchro									
	DEC1-H211C	1704	1798	1894	2022	2167	2349	2557	2797	3058
	DES1-H211S	1634	1725	1821	1949	2094	2273	2484	2722	2987
	DEB1-H211B	1422	1512	1610	1735	1881	2058	2273	2509	2770
	Adjustable Back; Fixed Arms - Synchro/Seat Slider									
	DEC1-H212C	1794	1886	1981	2111	2255	2438	2648	2884	3147
	DES1-H212S	1723	1815	1909	2039	2184	2361	2574	2811	3074
	DEB1-H212B	1510	1602	1698	1822	1972	2147	2361	2599	2859
	Adjustable Back; Adjustable Arms - Synchro									
	DEC1-H221C	1936	2028	2125	2252	2396	2575	2786	3016	3290
	DES1-H221S	1865	1959	2054	2179	2325	2503	2714	2946	3220
	DEB1-H221B	1650	1747	1840	1963	2114	2289	2501	2736	3004
	Adjustable Back; Adjustable Arms - Synchro/Seat Slider									
	DEC1-H222C	2024	2117	2213	2341	2487	2664	2875	3104	3377
	DES1-H222S	1954	2048	2144	2268	2416	2593	2802	3035	3305
	DEB1-H222B	1743	1835	1930	2052	2202	2378	2586	2822	3094
	Adjustable Back; Fixed Arms (Leather/Fabric Pad) - Synchro									
	DEC1-H231C	1954	2054	2163	2299	2455	2641	2857	3121	3383
	DES1-H231S	1884	1980	2089	2223	2378	2565	2788	3051	3313
	Adjustable Back; Fixed Arms (Leather/Fabric Pad) - Synchro/Seat Slider									
	DEC1-H232C	2043	2144	2251	2386	2541	2732	2947	3211	3473
	DES1-H232S	1974	2072	2179	2311	2465	2653	2877	3137	3400

ORDERING NOTES:

*The finish refers to exposed metal elements specified for the chair: chair base, fixed and adjustable arm accents. The upholstered cantilever arm is available in the Polished Chrome and Silver Metallic arm only.

Dorso Option Upcharges

\$ List

CAL 133 & Moisture Barrier (per yard)	67
Soft Wheel Casters	67
Dual Upholstery	34

PRODUCT CODE KEY

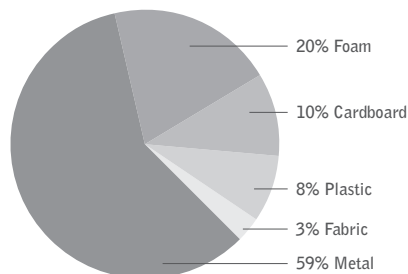
Line	Series	Back Style	Back Adjustment	Arm Style	Mechanism	Base
DEC Dorso E-Line (Polished Chrome*)	1 Management, Task & Conference Seating	M Mid Back	1 Fixed	0 Armless	1 Synchro	C Chrome Base
DES Dorso E-Line (Silver Metallic*)		H High Back	2 Adjustable	1 Fixed Cantilever	2 Synchro/ Seat Slider	S Silver Metallic Base
DEB Dorso E-Line (Black*)				2 Adjustable		B Black Base
				3 Fixed Cantilever (Upholstered)		

DORSO T-LINE | ENVIRONMENTAL SUMMARY

LEED CI CREDITS



MATERIAL CONTENT:



PRE-CONSUMER
RECYCLED CONTENT = 7.91%

POST-CONSUMER
RECYCLED CONTENT = 18.91%

Up to 63.75% of this Dorso T product is recyclable at the end of its useful life.

CONTRIBUTES TO

CREDIT	CONTRIBUTES TO	POINTS
CREDIT 2.1 - 2.2	Construction Waste Management	1-2 point(s)
CREDIT 3.3	Resource Reuse	1 point
CREDIT 4.1	Recycled Content	1 point
CREDIT 4.2	Recycled Content	1 point
CREDIT 4.5	Low Emitting Materials, Systems & Seating	1 point
CREDIT 5.1	Regional Materials*	1 point

*This credit is only applicable if in total 20% of the combined value of the procurement of construction materials and in the furniture are manufactured within a radius of 500 miles. This credit will apply if the installation of the finished product occurs within 500 miles of Kitchener, Ontario.

level® CERTIFICATION & AIR EMISSIONS CERTIFICATION



level® CERTIFICATION




BIFMA's e3 Furniture Sustainability Standard is a voluntary, multi-attribute standard that measures the degree of sustainability of furniture. This standard evaluates product and company environmental attributes and compliance systems in a wide range of elements which include Materials, Energy & Atmosphere, Human & Ecosystem Health and Social Responsibility. Dorso products have earned level®, BIFMA's sustainability certification program for furniture, certification through third-party verification against the e3 standard.



AIR EMISSIONS

All Dorso products are supplied air-emissions certified. Contact customer service for information.

DORSO T-LINE | MID BACK

DESCRIPTION/MODEL		COM		COL	FABRIC GRADES			LEATHER		
		1	2	3	4	5	6	7	8	9
	Fixed Back; Fixed Cantilever Arms - Synchro									
	DTC1-M111C	1487	1557	1625	1713	1817	1933	2077	2235	2407
	DTS1-M111S	1422	1487	1556	1641	1747	1871	2008	2164	2338
	DTB1-M111B	1242	1307	1375	1459	1566	1695	1828	1981	2156
	Fixed Back; Fixed Cantilever Arms - Synchro/Seat Slider									
	DTC1-M112C	1576	1644	1713	1800	1906	2022	2165	2322	2494
	DTS1-M112S	1510	1576	1643	1725	1835	1962	2097	2252	2423
	DTB1-M112B	1331	1398	1463	1550	1657	1782	1916	2074	2241
		Fixed Back; Adjustable Arms - Synchro								
DTC1-M121C		1699	1767	1834	1924	2028	2142	2284	2440	2616
DTS1-M121S		1584	1660	1723	1809	1913	2030	2176	2328	2503
DTB1-M121B		1404	1472	1538	1625	1728	1859	1991	2147	2320
Fixed Back; Adjustable Arms - Synchro/Seat Slider										
DTC1-M122C		1789	1856	1924	2009	2117	2232	2376	2530	2705
DTS1-M122S		1673	1747	1814	1896	2004	2118	2265	2419	2593
DTB1-M122B		1493	1559	1629	1713	1818	1947	2080	2237	2408
		Fixed Back; Armless - Synchro								
	DTC1-M101C	1386	1458	1524	1611	1719	1843	1978	2134	2305
	DTS1-M101S	1258	1326	1396	1479	1587	1712	1843	2003	2172
	DTB1-M101B	1183	1252	1319	1404	1513	1638	1772	1928	2098
	Fixed Back; Armless - Synchro/Seat Slider									
	DTC1-M102C	1478	1547	1612	1699	1804	1934	2066	2223	2379
	DTS1-M102S	1348	1414	1484	1568	1675	1799	1934	2090	2264
	DTB1-M102B	1272	1339	1408	1493	1603	1726	1861	2017	2189

Each chair features the Synchro Tilt mechanism

*The finish applies to exposed metal elements specified for the chair: chair base, fixed and adjustable arm accents.

ORDERING NOTES

Dorso T-Line versions are available without back metal accent detail. Please contact Customer Service for ordering information.

Optional soft wheel casters are available at an upcharge of **\$67 list**. CAL 133 and Moisture Barrier options are available for an upcharge of **\$67 list per yard**. Please see page 339 for more information.

The upholstered cantilever arm is available for use with leather and upholstery in the polished chrome and silver metal arm only.




Upcharge for Fixed Cantilever Upholstered cap:

GR1/COM	GR2	GR3	GR4	GR5	GR6	GR7	GR8	GR9
234	242	250	257	267	274	283	305	316

PRODUCT CODE KEY

Line	Series	Back Style	Back Adjustment	Arm Style	Mechanism	Base
DTC Dorso T-Line (Polished Chrome*)	1 Management, Task & Conference Seating	M Mid Back	1 Fixed	0 Armless	1 Synchro	C Chrome Base
DTS Dorso T-Line (Silver Metallic*)		H High Back	2 Adjustable	1 Fixed Cantilever	2 Synchro/ Seat Slider	S Silver Metallic Base
DTB Dorso T-Line (Black*)				2 Adjustable		B Black Base
				3 Fixed Cantilever Upholstered		

DORSO T-LINE | MID BACK

DESCRIPTION/MODEL	COM	COL		FABRIC GRADES			LEATHER			
	1	2	3	4	5	6	7	8	9	
	Adjustable Back; Fixed Cantilever Arms - Synchro									
	DTC1-M211C	1521	1588	1657	1747	1849	1964	2111	2265	2439
	DTS1-M211S	1455	1521	1587	1673	1779	1907	2042	2194	2367
	DTB1-M211B	1275	1338	1407	1493	1602	1726	1861	2017	2189
	Adjustable Back; Cantilever Fixed Arms - Synchro/Seat Slider									
	DTC1-M212C	1610	1676	1746	1835	1937	2054	2198	2353	2528
	DTS1-M212S	1541	1610	1675	1761	1867	1997	2131	2282	2458
	DTB1-M212B	1367	1426	1494	1583	1689	1816	1950	2103	2276
		Adjustable Back; Adjustable Arms - Synchro								
DTC1-M221C		1729	1798	1866	1954	2062	2176	2320	2474	2649
DTS1-M221S		1615	1689	1753	1840	1948	2063	2209	2362	2535
DTB1-M221B		1440	1502	1569	1660	1764	1891	2024	2180	2352
Adjustable Back; Adjustable Arms - Synchro/Seat Slider										
DTC1-M222C		1820	1886	1955	2043	2148	2265	2408	2563	2738
DTS1-M222S		1707	1777	1842	1930	2039	2150	2299	2449	2625
DTB1-M222B		1527	1590	1661	1747	1855	1978	2114	2271	2440
		Adjustable Back; Armless - Synchro								
	DTC1-M201C	1424	1493	1559	1646	1752	1881	2016	2168	2343
	DTS1-M201S	1292	1361	1429	1515	1622	1747	1881	2039	2211
	DTB1-M201B	1221	1288	1354	1441	1550	1673	1804	1963	2134
	Adjustable Back; Armless - Synchro/Seat Slider									
	DTC1-M202C	1513	1583	1647	1735	1840	1972	2102	2256	2445
	DTS1-M202S	1381	1450	1519	1605	1712	1835	1972	2127	2300
	DTB1-M202B	1309	1376	1444	1528	1638	1761	1894	2052	2223

Each chair features the Synchro Tilt mechanism

*The finish applies to exposed metal elements specified for the chair: chair base, fixed and adjustable arm accents.

ORDERING NOTES

Dorso T-Line versions are available without back metal accent detail. Please contact Customer Service for ordering information.

Optional soft wheel casters are available at an upcharge of **\$67 list**. CAL 133 and Moisture Barrier options are available for an upcharge of **\$67 list per yard**. Please see page 339 for more information.

The upholstered cantilever arm is available for use with leather and upholstery in the polished chrome and silver metal arm only.




Upcharge for Fixed Cantilever Upholstered cap:

GR1/COM	GR2	GR3	GR4	GR5	GR6	GR7	GR8	GR9
234	242	250	257	267	274	283	305	316

PRODUCT CODE KEY

Line	Series	Back Style	Back Adjustment	Arm Style	Mechanism	Base
DTC Dorso T-Line (Polished Chrome)	1 Management, Task & Conference Seating	M Mid Back	1 Fixed	0 Armless	1 Synchro	C Chrome Base
DTS Dorso T-Line (Silver Metallic)		H High Back	2 Adjustable	1 Fixed Cantilever	2 Synchro/ Seat Slider	S Silver Metallic Base
DTB Dorso T-Line (Black)				2 Adjustable		B Black Base
				3 Fixed Cantilever Upholstered		

DORSO T-LINE | HIGH BACK

DESCRIPTION/MODEL	COM	FABRIC GRADES					LEATHER			
	1	2	3	4	5	6	7	8	9	
	Fixed Back; Fixed Cantilever Arms - Synchro									
	DTC1-H111C	1537	1622	1712	1828	1962	2129	2321	2541	2782
	DTS1-H111S	1472	1556	1644	1760	1893	2056	2253	2472	2715
	DTB1-H111B	1275	1358	1449	1562	1698	1861	2056	2276	2516
	Fixed Back; Fixed Cantilever Arms - Synchro/Seat Slider									
	DTC1-H112C	1628	1712	1799	1916	2051	2215	2409	2630	2872
	DTS1-H112S	1559	1643	1733	1849	1980	2145	2343	2562	2803
	DTB1-H112B	1367	1449	1537	1650	1788	1950	2145	2366	2607
	Fixed Back; Adjustable Arms - Synchro									
	DTC1-H121C	1749	1834	1924	2041	2172	2339	2530	2741	2993
	DTS1-H121S	1684	1770	1859	1974	2110	2272	2462	2679	2928
	DTB1-H121B	1487	1573	1663	1774	1909	2074	2268	2480	2735
	Fixed Back; Adjustable Arms - Synchro/Seat Slider									
	DTC1-H122C	1836	1924	2009	2129	2264	2425	2617	2830	3081
	DTS1-H122S	1773	1859	1947	2062	2195	2356	2551	2767	3017
	DTB1-H122B	1576	1663	1751	1864	2001	2163	2374	2570	2820
	Fixed Back; Armless - Synchro									
	DTC1-H101C	1429	1515	1605	1722	1857	2022	2133	2437	2675
	DTS1-H101S	1292	1376	1467	1583	1717	1879	2077	2295	2535
	DTB1-H101B	1214	1297	1383	1501	1635	1799	1993	2214	2458
	Fixed Back; Armless - Synchro/Seat Slider									
	DTC1-H102C	1519	1605	1693	1810	1945	2111	2302	2526	2763
	DTS1-H102S	1381	1465	1398	1671	1802	1971	2165	2385	2625
	DTB1-H102B	1303	1383	1474	1589	1725	1887	2084	2303	2544

Each chair features the Synchro Tilt mechanism

*The finish applies to exposed metal elements specified for the chair: chair base, fixed and adjustable arm accents.

ORDERING NOTES

Dorso T-Line versions are available without back metal accent detail. Please contact Customer Service for ordering information.

Optional soft wheel casters are available at an upcharge of **\$67 list**. CAL 133 and Moisture Barrier options are available for an upcharge of **\$67 list per yard**. Please see page 339 for more information.

The upholstered cantilever arm is available for use with leather and upholstery in the polished chrome and silver metal arm only.




Upcharge for Fixed Cantilever Upholstered cap:

GR1/COM	GR2	GR3	GR4	GR5	GR6	GR7	GR8	GR9
234	242	250	257	267	274	283	305	316

PRODUCT CODE KEY

Line	Series	Back Style	Back Adjustment	Arm Style	Mechanism	Base
DTC Dorso T-Line (Polished Chrome)	1 Management, Task & Conference Seating	M Mid Back	1 Fixed	0 Armless	1 Synchro	C Chrome Base
DTS Dorso T-Line (Silver Metallic)		H High Back	2 Adjustable	1 Fixed Cantilever	2 Synchro/ Seat Slider	S Silver Metallic Base
DTB Dorso T-Line (Black)				2 Adjustable		B Black Base
				3 Fixed Cantilever Upholstered		

DORSO T-LINE | HIGH BACK

DESCRIPTION/MODEL	COM	COL		FABRIC GRADES			LEATHER			
	1	2	3	4	5	6	7	8	9	
	Adjustable Back; Fixed Cantilever Arms - Synchro									
	DTC1-H211C	1568	1651	1746	1860	1993	2161	2353	2574	2814
	DTS1-H211S	1502	1587	1676	1791	1927	2090	2284	2505	2745
	DTB1-H211B	1400	1484	1571	1687	1821	1986	2182	2400	2643
	Adjustable Back; Fixed Cantilever Arms - Synchro/Seat Slider									
	DTC1-H212C	1660	1745	1834	1948	2084	2250	2442	2662	2902
	DTS1-H212S	1590	1675	1767	1881	2017	2180	2376	2594	2836
	DTB1-H212B	1489	1571	1662	1776	1909	2075	2272	2491	2735
		Adjustable Back; Adjustable Arms - Synchro								
DTC1-H221C		1781	1866	1954	2074	2208	2368	2563	2773	3027
DTS1-H221S		1717	1801	1891	2004	2140	2302	2495	2710	2961
DTB1-H221B		1523	1610	1698	1810	1947	2110	2302	2515	2767
Adjustable Back; Adjustable Arms - Synchro/Seat Slider										
DTC1-H222C		1869	1955	2043	2163	2295	2459	2652	2862	3114
DTS1-H222S		1802	1892	1978	2092	2230	2391	2584	2801	3051
DTB1-H222B		1611	1698	1788	1900	2034	2195	2391	2605	2854
		Adjustable Back; Armless - Synchro								
	DTC1-H201C	1465	1551	1640	1754	1892	2056	2250	2471	2710
	DTS1-H201S	1330	1412	1502	1615	1751	1913	2112	2328	2571
	DTB1-H201B	1250	1333	1422	1537	1671	1835	2030	2251	2492
	Adjustable Back; Armless - Synchro/Seat Slider									
	DTC1-H202C	1556	1640	1727	1843	1979	2145	2339	2558	2801
	DTS1-H202S	1418	1501	1590	1707	1839	2004	2200	2328	2571
	DTB1-H202B	1336	1422	1510	1628	1760	1925	2118	2340	2581

Each chair features the Synchro Tilt mechanism

*The finish applies to exposed metal elements specified for the chair: chair base, fixed and adjustable arm accents.

ORDERING NOTES

Dorso T-Line versions are available without back metal accent detail. Please contact Customer Service for ordering information.

Optional soft wheel casters are available at an upcharge of **\$67 list**. CAL 133 and Moisture Barrier options are available for an upcharge of **\$67 list per yard**. Please see page 339 for more information.

The upholstered cantilever arm is available for use with leather and upholstery in the polished chrome and silver metal arm only.

Upcharge for Fixed Cantilever Upholstered cap:

GR1/COM	GR2	GR3	GR4	GR5	GR6	GR7	GR8	GR9
234	242	250	257	267	274	283	305	316

PRODUCT CODE KEY

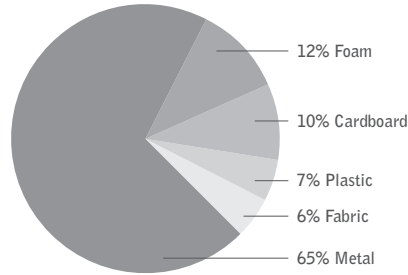
Line	Series	Back Style	Back Adjustment	Arm Style	Mechanism	Base
DTC Dorso T-Line (Polished Chrome)	1 Management, Task & Conference Seating	M Mid Back	1 Fixed	0 Armless	1 Synchro	C Chrome Base
DTS Dorso T-Line (Silver Metallic)		H High Back	2 Adjustable	1 Fixed Cantilever	2 Synchro/ Seat Slider	S Silver Metallic Base
DTB Dorso T-Line (Black)				2 Adjustable		B Black Base
				3 Fixed Cantilever Upholstered		

DORSO WEAVE | ENVIRONMENTAL SUMMARY

LEED CI CREDITS



MATERIAL CONTENT:



PRE-CONSUMER
RECYCLED CONTENT = 11.32%

POST-CONSUMER
RECYCLED CONTENT = 21.48%

Up to 74.04% of this Dorso Weave product is recyclable at the end of its useful life.

CONTRIBUTES TO

CREDIT 2.1 - 2.2	Construction Waste Management	1-2 point(s)
CREDIT 3.3	Resource Reuse	1 point
CREDIT 4.1	Recycled Content	1 point
CREDIT 4.2	Recycled Content	1 point
CREDIT 4.5	Low Emitting Materials, Systems & Seating	1 point
CREDIT 5.1	Regional Materials*	1 point

*This credit is only applicable if in total 20% of the combined value of the procurement of construction materials and in the furniture are manufactured within a radius of 500 miles. This credit will apply if the installation of the finished product occurs within 500 miles of Kitchener, Ontario.

level® CERTIFICATION & AIR EMISSIONS CERTIFICATION



level® CERTIFICATION

BIFMA's e3 Furniture Sustainability Standard is a voluntary, multi-attribute standard that measures the degree of sustainability of furniture. This standard evaluates product and company environmental attributes and compliance systems in a wide range of elements which include Materials, Energy & Atmosphere, Human & Ecosystem Health and Social Responsibility. Dorso products have earned level®, BIFMA's sustainability certification program for furniture, certification through third-party verification against the e3 standard.



AIR EMISSIONS

All Dorso products are supplied air-emissions certified. Contact customer service for information.

DORSO WEAVE | FEATURES



ARM STYLES

Optional fixed cantilever or an adjustable black arm constructed of die cast metal with textured plastic arm pads. The adjustable arms feature seven height adjustment positions, with a total adjustment range of 2.75". All Dorso models are also available in armless versions.

S-LINE

Fixed cantilever and adjustable arms are available in Black, Silver Metallic or Polished Chrome accent finishes to match metal base. The fixed arm is also available in black textured plastic and upholstered fabric/leather version.

N-LINE

Fixed cantilever and adjustable arms are available in black textured plastic only.



BASE STYLES

Dorso seating features injection molded, glass reinforced black nylon bases with dual wheel casters. Dorso seating features optional Silver Metallic or Polished Chrome finish. S-Line models feature steel upper and lower seat back exposed frame rail available in Silver Metallic or Polished Chrome finish.



DORSO CONTROLS

All Dorso S-Line and N-Line tilters come with a synchro tilt mechanism. The tilt adjustment range offers five recline-lock positions, as well as free flowing movement. The forward pivot of the mechanism allows the back and the seat to articulate synchronously in a 2:1 ratio, so that upward tilt of the seat is minimized as the back reclines.

SEAT HEIGHT

In the seated position, a pull upwards on the height adjustment lever located under the seat of the user's right side adjusts the height up or down with a total height range of 4.5".

BACK TENSION

Back tension on the mechanism is controlled with an adjustment knob under the seat. It has been designed to provide a range of back tension adjustment suitable for users of varying sizes and preferences.

SEAT SLIDER

All Dorso tilters are available with an optional seat slider mechanism featuring a 2" range of adjustment front to back when seated. The lever to activate this feature is located under the seat of the user's right side and is activated by an upward pull of the lever.

BACK HEIGHT

Back height adjustment is a standard feature on S-Line chairs, and an option on N-Line chairs. It offers an adjustment range of 11 positions, over a 2" range of movement. Back height adjustment is operated while in the seated position, by placing the right hand on the right bottom of the chair back, and the left hand on the left bottom of the chair back. The back is lifted and clicked into the desired height. Raising the back to the highest position releases the back height lock so it can be lowered.

BACK COLOR OPTIONS

Black • Warm Grey • Tan • Soft Beige • Winter White






DIMENSIONS & COM REQUIREMENTS

		Overall Width	Overall Depth	Overall Height	Seat Height	Height of Arms from Floor	Width between Arms	Seat Depth	Shipping Weight	Cube	COM Yardage
S-LINE MID BACK	Fixed	24.5	22.5	42.5	18-22	27-30.5	20	18	51	15	0.75
	Adjustable	25	22.5	42.5	18-22	25.5-32	19.5	18	51	15	0.75
	Armless	19.5	22.5	42.5	18-22	N/A	N/A	18	46	15	0.75
S-LINE HIGH BACK	Fixed	24.5	22.5	47	18-22	27-30.5	20	18	52	18	0.75
	Adjustable	25	22.5	47	18-22	25.5-32	19.5	18	52	18	0.75
	Armless	19.5	22.5	47	18-22	N/A	N/A	18	47	18	0.75
S-LINE HIGH BACK with Headrest	Fixed	24.5	22.5	50.5	18-22	27-30.5	20	18	54	18	0.75
	Adjustable	25	22.5	50.5	18-22	25.5-32	19.5	18	54	18	0.75
N-LINE MID BACK	Fixed	24.5	21.5	41	18-22	27-30.5	20	18	50	15	0.75
	Adjustable	25	21.5	41	18-22	25.5-32	19.5	18	50	15	0.75
	Armless	19.5	21.5	41	18-22	N/A	N/A	18	45	15	0.75
N-LINE HIGH BACK	Fixed	24.5	21.5	45.5	18-22	27-30.5	20	18	51	18	0.75
	Adjustable	25	21.5	45.5	18-22	25.5-32	19.5	18	51	18	0.75
N-LINE HIGH BACK with Headrest	Fixed	24.5	21.5	50.5	18-22	27-30.5	20	18	53	19.5	0.75
	Adjustable	25	21.5	50.5	18-22	25.5-32	19.5	18	53	19.5	0.75

Note: Some vinyls, leathers and upholsteries are not suitable for application on Dorso seating. For information on COM approval process see page 339.

Height measurements of Dorso are taken with the pneumatic lift in the lowest position. All dimensions are in inches and approximate and are subject to change without notice. Contact Customer Service if dimensions are critical.

DORSO WEAVE S-LINE | MID BACK

DESCRIPTION/MODEL	COM		COL	FABRIC GRADES			LEATHER		
	1	2		4	5	6	7	8	9
	FIXED ARMS (Black with metal accent)								
	DOS1-M2211M	1881 1900	1916	1945	1974	2001	2034	2074	2111
	Silver Metallic								
	DOS1-M2231M	2114 2142	2166	2200	2239	2275	2320	2379	2427
	Silver Metallic								
	DOC1-M2211M	1971 1987	2006	2031	2062	2087	2125	2161	2195
	Polished Chrome								
	DOC1-M2231M	2202 2228	2255	2289	2327	2362	2409	2465	2511
	Polished Chrome								
	ADJUSTABLE ARMS (Black with metal accent)								
	DOS1-M2221M	1804 1822	1840	1869	1896	1926	1960	2000	2032
	Silver Metallic								
	DOC1-M2221M	1900 1916	1936	1962	1991	2018	2054	2090	2129
	ARMLESS								
	DOS1-M2201M	1686 1703	1722	1750	1776	1802	1839	1878	1912
	Silver Metallic								
	DOC1-M2201M	1767 1782	1801	1832	1857	1885	1924	1956	1993
	Polished Chrome								

ORDERING NOTES

Dorso S-Line versions are available without the back metal accent detail. Please contact Customer Service for ordering information.

Seat slider option is available on all tilter chair models at an upcharge of **\$84 list**.

Clearly indicate on order fabric selection for seat and weave selection for back.

For jury base version of this chair, please add a 'J' for the base style at the end of the model number and add **\$84 list**.



CAL 133 and Moisture Barrier options are available for an upcharge of **\$67 list per yard**. Please see page 339 for more information.





PRODUCT CODE KEY

Line	Series	Back Style	Back Adjustment	Back Details	Arm Style	Mechanism	Base
DOS	1	M	2	2	0	1	M
Dorso S-Line (Silver Metallic)	Management, Task & Conference Seating	Mid Back	Adjustment	No Headrest Weave	Armless	Synchro	Metal Base
DOC		H		3	1	2	J
Dorso S-Line (Polished Chrome)		High Back		Headrest (No trim) (High back only) Weave	Fixed Cantilever	Synchro/Seat Slider	Jury Base
					2		
					Adjustable (Black)		
					3		
					Fixed Cantilever Upholstered		

DORSO WEAVE S-LINE | HIGH BACK

DESCRIPTION/MODEL	COM		COL	FABRIC GRADES			LEATHER		
	1	2		4	5	6	7	8	9
	FIXED ARMS (Black with metal accent)								
	DOS1-H2211M	2031 2051	2068	2096	2125	2150	2189	2223	2261
	Silver Metallic								
	DOS1-H2231M	2264 2294	2320	2353	2391	2425	2472	2530	2575
	DOC1-H2211M	2121 2140	2160	2188	2213	2240	2276	2316	2352
	Polished Chrome								
	DOC1-H2231M	2354 2382	2410	2444	2479	2515	2559	2620	2668
	ADJUSTABLE ARMS (Black with metal accent)								
	DOS1-H2221M	1960 1978	2000	2024	2052	2080	2117	2155	2190
	Silver Metallic								
	DOC1-H2221M	2052 2072	2089	2117	2144	2169	2209	2245	2280
	Polished Chrome								

DORSO WEAVE S-LINE | HIGH BACK WITH HEADREST

	FIXED ARMS (Black with metal accent)								
	DOS1-H2311M	2238 2254	2274	2302	2327	2355	2392	2430	2464
	Silver Metallic								
	DOS1-H2331M	2471 2496	2525	2559	2594	2631	2676	2737	2781
	Silver Metallic								
	DOC1-H2311M	2327 2347	2366	2392	2421	2445	2484	2517	2557
	Polished Chrome								
	DOC1-H2331M	2559 2587	2616	2650	2688	2720	2767	2824	2874
	Polished Chrome								
	ADJUSTABLE ARMS (Black with metal accent)								
	DOS1-H2321M	2166 2187	2202	2232	2255	2282	2322	2356	2394
	Silver Metallic								
	DOC1-H2321M	2255 2275	2295	2322	2350	2377	2413	2448	2487
	Polished Chrome								

ORDERING NOTES

Dorso S-Line versions are available without the back metal accent detail. Please contact Customer Service for ordering information.

Seat slider option is available on all tilt chair models at an upcharge of **\$84 list**.

Clearly indicate on order fabric selection for seat and weave selection for back.

For jury base version of this chair, please add a 'J' for the base style at the end of the model number and add **\$84 list**.




CAL 133 and Moisture Barrier options are available for an upcharge of **\$67 list per yard**. Please see page 339 for more information.



PRODUCT CODE KEY

Line	Series	Back Style	Back Adjustment	Back Details	Arm Style	Mechanism	Base
DOS	1	M	2	2	0	1	M
Dorso S-Line (Silver Metallic)	Management, Task & Conference Seating	Mid Back	Adjustment	No Headrest Weave	Armless	Synchro	Metal Base
DOC		H		3	1	2	J
Dorso S-Line (Polished Chrome)		High Back		Headrest (No trim) (High back only) Weave	Fixed Cantilever	Synchro/Seat Slider	Jury Base
					2		
					Adjustable (Black)		
					3		
					Fixed Cantilever Upholstered		

DORSO WEAVE N-LINE | MID BACK

DESCRIPTION/MODEL		COM 1	2	COL 3	FABRIC GRADES 4 5 6			LEATHER 7 8		9
	FIXED ARMS (Black)									
	DON1-M1211B	1650	1669	1689	1717	1746	1772	1809	1842	1881
	No back adjustment									
	DON1-M2211B	1749	1767	1782	1814	1838	1866	1903	1938	1976
	ADJUSTABLE ARMS (Black)									
	DON1-M1221B	1581	1598	1615	1644	1671	1699	1735	1773	1810
	No back adjustment									
	DON1-M2221B	1673	1693	1712	1741	1767	1791	1832	1866	1903
	ARMLESS									
	DON1-M1201B	1456	1474	1492	1521	1547	1576	1611	1647	1686
	No back adjustment									
	DON1-M2201B	1538	1558	1576	1603	1632	1660	1695	1728	1769
	With back adjustment									

ORDERING NOTES

Dorso N-Line tilter models feature black bases and are available with an optional chrome base at an upcharge of **\$208**.

Seat slider option is available on all tilter chair models at an upcharge of **\$84 list**.

Clearly indicate on order fabric selection for seat. Only black weave is offered on Dorso N.

For jury base version of this chair, please add a 'J' for the base style at the end of the model number and **add \$84** to the list price.



CAL 133 and Moisture Barrier options are available for an upcharge of **\$67 list per yard**. See page 339 for more information.





PRODUCT CODE KEY

Line	Series	Back Style	Back Adjustment	Back Details	Arm Style	Mechanism	Base
DON	1	M	1	2	0	1	B
Dorso N-Line	Management, Task & Conference Seating	Mid Back	No Adjustment	No Headrest Weave	Armless	Synchro	Black Base
		H	2	3	1	2	J
		High Back	Adjustment	Headrest (No trim) (High back only) Weave	Fixed (Black) Cantilever	Synchro/ Seat Slider	Jury Base
					2		
					Adjustable (Black)		

DORSO WEAVE N-LINE | HIGH BACK

DESCRIPTION/MODEL		COM		COL	FABRIC GRADES				LEATHER	
		1	2	3	4	5	6	7	8	9
	FIXED ARMS (Black)									
	DON1-H1211B	1848	1866	1885	1909	1938	1964	2004	2041	2077
	No back adjustment									
	DON1-H2211B	1938	1956	1976	2004	2030	2058	2094	2132	2167
		With back adjustment								
	ADJUSTABLE ARMS (Black)									
	DON1-H1221B	1776	1794	1815	1839	1867	1894	1933	1971	2006
	No back adjustment									
	DON1-H2221B	1866	1885	1903	1930	1956	1986	2022	2058	2094
		With back adjustment								

DORSO WEAVE N-LINE | HIGH BACK with Headrest

	FIXED ARMS (Black)									
	DON1-H1311B	2052	2072	2089	2117	2144	2169	2209	2245	2280
	No back adjustment									
	DON1-H2311B	2145	2164	2184	2211	2238	2265	2302	2339	2376
		With back adjustment								
	ADJUSTABLE ARMS (Black)									
	DON1-H1321B	1979	2001	2018	2046	2074	2098	2135	2172	2211
	No back adjustment									
	DON1-H2321B	2074	2090	2111	2135	2164	2191	2230	2265	2302
		With back adjustment								

Each chair features the Synchro Tilt mechanism

ORDERING NOTES

Dorso N-Line tilter models feature black bases and are available with an optional chrome base at an upcharge of **\$208**.
Seat slider option is available on all tilter chair models at an upcharge of **\$84 list**.
Clearly indicate on order fabric selection for seat. Only black weave is offered on Dorso N.
For jury base version of this chair, please add a 'J' for the base style at the end of the model number and **add \$84** to the list price.
CAL 133 and Moisture Barrier options are available for an upcharge of \$67 list **per yard**. See page 339 for more information.



PRODUCT CODE KEY

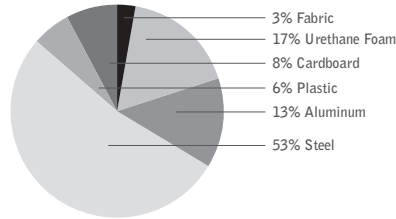
Line	Series	Back Style	Back Adjustment	Back Details	Arm Style	Mechanism	Base
DON	1	M	1	2	0	1	B
Dorso N-Line	Management, Task & Conference Seating	Mid Back	No Adjustment	No Headrest Weave	Armless	Synchro	Black Base
		H	2	3	1	2	J
		High Back	Adjustment	Headrest (No trim) (High back only) Weave	Fixed (Black) Cantilever	Synchro/Seat Slider	Jury Base
					2		
					Adjustable (Black)		
					3		
					Fixed Cantilever Upholstered		

DORSO S-LINE & N-LINE | ENVIRONMENTAL SUMMARY

LEED CI CREDITS



MATERIAL CONTENT:



PRE-CONSUMER

RECYCLED CONTENT = 21.68%

POST-CONSUMER

RECYCLED CONTENT = 20.03%

Up to 77.88% of Dorso S product is recyclable at the end of its useful life.

CONTRIBUTES TO

CREDIT 2.1 - 2.2	Construction Waste Management	1-2 point(s)
CREDIT 3.3	Resource Reuse	1 point
CREDIT 4.1	Recycled Content	1 point
CREDIT 4.2	Recycled Content	1 point
CREDIT 4.5	Low Emitting Materials, Systems & Seating	1 point
CREDIT 5.1	Regional Materials*	1 point

*This credit is only applicable if in total 20% of the combined value of the procurement of construction materials and in the furniture are manufactured within a radius of 500 miles. This credit will apply if the installation of the finished product occurs within 500 miles of Kitchener, Ontario.

level® CERTIFICATION & AIR EMISSIONS CERTIFICATION



level® CERTIFICATION

BIFMA's e3 Furniture Sustainability Standard is a voluntary, multi-attribute standard that measures the degree of sustainability of furniture. This standard evaluates product and company environmental attributes and compliance systems in a wide range of elements which include Materials, Energy & Atmosphere, Human & Ecosystem Health and Social Responsibility. Dorso products have earned level®, BIFMA's sustainability certification program for furniture, certification through third-party verification against the e3 standard.



AIR EMISSIONS

All Dorso products are supplied air-emissions certified. Contact customer service for information.

DORSO S-LINE & N-LINE | FEATURES



ARM STYLES

Optional fixed cantilever or an adjustable black arm constructed of die cast metal with textured plastic arm pads. The adjustable arms feature seven height adjustment positions, with a total adjustment range of 2.75". All Dorso models are also available in armless versions.

S-LINE

Fixed cantilever and adjustable arms are available in Black, Silver Metallic or Polished Chrome accent finishes to match metal base. The fixed arm is also available in black textured plastic and upholstered fabric/leather version.

N-LINE

Fixed cantilever and adjustable arms are available in black textured plastic.



BASE STYLES

Dorso seating features injection molded, glass reinforced black nylon bases with dual wheel casters. Dorso seating features optional Silver Metallic or Polished Chrome finish. S-Line models feature steel upper and lower seat back exposed frame rail available in Silver Metallic or Polished Chrome finish.

DORSO GUEST SEATING

S-LINE

Dorso seating is available in three base styles:
Cantilever
4-Leg
4-Leg with twin wheel casters



Each is offered in a Silver Metallic or Polished Chrome steel frame.

N-LINE

Dorso seating is available in three base styles:
Cantilever
4-Leg
4-Leg with twin wheel casters

Each is offered in a Silver Metallic steel frame.

BACK HEIGHT

Back height adjustment is a standard feature on S-Line chairs, and an option on N-Line chairs. It offers an adjustment range of 11 positions, over a 2" range of movement. Back height adjustment is operated while in the seated position, by placing the right hand on the right bottom of the chair back, and the left hand on the left bottom of the chair back. The back is lifted and clicked into the desired height. Raising the back to the highest position releases the back height lock so it can be lowered.



BACK TENSION

Back tension on the synchro tilt mechanism is controlled with an adjustment knob under the seat. It has been designed to provide a range of back tension adjustment suitable for users of varying sizes and preferences.



DORSO CONTROLS

All Dorso S-Line and N-Line tilters come with a synchro tilt mechanism. One of the best engineered and most user-friendly chair controls, the synchro tilt mechanism is unique in providing a single, easy-accessed lever to adjust tilt lock positions and seat height. The tilt adjustment range offers five recline-lock positions, as well as free flowing movement. The forward pivot of the mechanism allows the back and the seat to articulate synchronously in a 2:1 ratio, so that upward tilt of the seat is minimized as the back reclines. The synchro tilt mechanism also features an anti-kickback lock release, providing a smooth transition from locked to unlocked tilt adjustment.

SEAT HEIGHT

In the seated position, a pull upwards on the height adjustment lever located under the seat of the user's right side adjusts the height up or down with a total height range of 4.5".

SEAT SLIDER

All Dorso tilters are available with an optional seat slider mechanism featuring a 2" range of adjustment front to back when seated. The lever to activate this feature is located under the seat of the user's right side and is activated by an upward pull of the lever.

CAL 133 & MOISTURE BARRIER

California Technical Bulletin 133 is a flammability test for seating. Krug offers a compliance method which, in combination with non-flammable upholstery covers, may enable the products to meet certification requirements for this test. This process at the same time also provides the products with a Moisture Barrier - a treatment that helps to prevent the passage of liquids and moisture to inside of upholstered components - thereby conferring sanitary and anti-infection benefits. So when CAL 133 is specified, the product also automatically has a Moisture Barrier, and when a Moisture Barrier is specified, the product also features the compliance method and low flammability features of CAL 133.

The application of this upcharge and the compliance method does not mean that the specific configuration of product and upholstery cover are tested and officially certified as being CAL 133 compliant. If official certification is required, Krug will provide this (through an independent certified testing laboratory) at a charge of \$962 per item, plus the cost of the product to be tested. Lead time for certification testing is typically 4-8 weeks. Krug assumes no responsibility for the testing of our products in combination with upholstery covers, or for the results of any testing conducted. Some specific configurations of product and upholstery have already been tested. Please contact Customer Service for additional information.

DORSO S-LINE & N-LINE | DIMENSIONS & COM REQUIREMENTS

Presenting one of the world's most advanced seating concepts: new technology that offers outstanding ergonomics in a strikingly modern chair design, while providing a level of long-term sitting comfort and support that has been the hallmark of European seating.
DORSO: Designed by Gabriel Teixidó

		Overall Width	Overall Depth	Overall Height	Seat Height	Height of Arms from Floor	Width between Arms	Seat Depth	Shipping Weight	Cube	COM Yardage
S-LINE MID BACK	Fixed	24.5	22.5	42.5	18-22	27-30.5	20	18	51	15	1.7
	Adjustable	25	22.5	42.5	18-22	25.5-32	19.5	18	51	15	1.7
	Armless	19.5	22.5	42.5	18-22	N/A	N/A	18	46	15	1.7
S-LINE HIGH BACK	Fixed	24.5	22.5	47	18-22	27-30.5	20	18	52	18	1.9
	Adjustable	25	22.5	47	18-22	25.5-32	19.5	18	52	18	1.9
	Armless	19.5	22.5	47	18-22	N/A	N/A	18	47	18	1.9
S-LINE HIGH BACK with Headrest	Fixed	24.5	22.5	50.5	18-22	27-30.5	20	18	54	18	1.9
	Adjustable	25	22.5	50.5	18-22	25.5-32	19.5	18	54	18	1.9
N-LINE MID BACK	Fixed	24.5	21.5	41	18-22	27-30.5	20	18	50	15	1.7
	Adjustable	25	21.5	41	18-22	25.5-32	19.5	18	50	15	1.7
	Armless	19.5	21.5	41	18-22	N/A	N/A	18	45	15	1.7
N-LINE HIGH BACK	Fixed	24.5	21.5	45.5	18-22	27-30.5	20	18	51	18	1.9
	Adjustable	25	21.5	45.5	18-22	25.5-32	19.5	18	51	18	1.9
N-LINE HIGH BACK with Headrest	Fixed	24.5	21.5	50.5	18-22	27-30.5	20	18	53	19.5	1.9
	Adjustable	25	21.5	50.5	18-22	25.5-32	19.5	18	53	19.5	1.9

GUEST		Overall Width	Overall Depth	Seat Height	Height of Arms from Floor	Width between Arms	Seat Depth	Height Range	Shipping Weight	Cube	COM Yardage
S-LINE/4LEG	Armless	20.75	25.50	18.5	27.5	19.5	19.5	36	32	14	1.3
	Fixed	24.5	25.50	18.5	27.5	19.5	19.5	36	37	14	1.3
S-LINE/4LEG with Casters	Armless	20.75	24.75	18.5	27.5	19.5	19.5	36	33	14	1.3
	Fixed	24.5	24.75	18.5	27.5	19.5	19.5	36	38	14	1.3
S-LINE/Cantilever Base	Armless	20.75	24.75	18.5	27.5	19.5	19.5	36	39	14	1.3
	Fixed	24.5	24.75	18.5	27.5	19.5	19.5	36	44	14	1.3
N-LINE/4LEG	Armless	20.75	25.50	18.5	27.5	19.5	19.5	34.75	31	14	1.3
	Fixed	24.5	25.50	18.5	27.5	19.5	19.5	34.75	36	14	1.3
N-LINE/4LEG with Casters	Armless	20.75	24.75	18.5	27.5	19.5	19.5	34.75	32	14	1.3
	Fixed	24.5	24.75	18.5	27.5	19.5	19.5	34.75	37	14	1.3
N-LINE/Cantilever Base	Armless	20.75	24.75	18.5	27.5	19.5	19.5	34.75	38	14	1.3
	Fixed	24.5	24.75	18.5	27.5	19.5	19.5	34.75	43	14	1.3

ORDERING NOTE

Add 0.5 yards for seating with leather wrapped arm option.

Note: Some vinyls are not suitable for application on Dorso seating. For vinyls other than Maharam's Lariat, or Momentum's Cashmere, please submit a sample to Customer Service for an approval process at time of order.

The approval process is as follows:




1. A sample of the COM vinyl fabric must be provided to Krug Customer Service prior to or at time of order.
2. The sample will be reviewed and the customer advised if the fabric is unsuitable.
3. The COM vinyl will be inspected when received at the factory to identify and further concerns with its suitability.

ORDERING NOTES

All Dorso swivel and tilter models are available with an optional seat slider mechanism at an upcharge of **\$84 list**.

Height measurements of Dorso are taken with the pneumatic lift in the lowest position. All dimensions are in inches and approximate and are subject to change without notice. Contact Customer Service if dimensions are critical.

DORSO S-LINE | MID BACK

DESCRIPTION/MODEL		COM		COL	FABRIC GRADES			LEATHER			
		1	2	3	4	5	6	7	8	9	
	FIXED ARMS (Black with metal accent)										
	DOS1-M2011M	1978	2052	2129	2223	2343	2484	2636	2809	3000	
	Silver Metallic										
	DOS1-M2031M	2212	2295	2378	2482	2610	2760	2920	3114	3316	
	Silver Metallic										
	DOC1-M2011M	2074	2148	2223	2324	2442	2571	2736	2906	3102	
	Polished Chrome										
	DOC1-M2031M	2305	2391	2474	2583	2709	2848	3017	3210	3417	
Polished Chrome											
	ADJUSTABLE ARMS (Black with metal accent)										
	DOS1-M2021M	1900	1978	2052	2148	2271	2396	2558	2736	2927	
	Silver Metallic										
	DOC1-M2021M	2001	2074	2148	2247	2366	2495	2656	2829	3025	
	Polished Chrome										
	ARMLESS										
	DOS1-M2001M	1773	1848	1926	2020	2140	2280	2430	2605	2797	
	Silver Metallic										
	DOC1-M2001M	1859	1934	2008	2103	2223	2366	2515	2691	2882	
	Polished Chrome										

ORDERING NOTES


Dorso S-Line versions are available without the back metal accent detail. Please contact Customer Service for ordering information. Seat slider option is available on all tilter chair models at an upcharge of **\$84 list**. The upholstered leather cantilever arm is only available for use with Krug in-stock leathers. For jury base version of this chair, please add a 'J' for the base style at the end of the model number and **add \$84** to the list price. CAL 133 and Moisture Barrier options are available for an upcharge of **\$67 list per yard**. See page 339 for more information.




PRODUCT CODE KEY


Line	Series	Back Style	Back Adjustment	Back Details	Arm Style	Mechanism	Base
DOS	1	M	2	0	0	1	M
Dorso S-Line (Silver Metallic)	Management, Task & Conference Seating	Mid Back	Adjustment	No Headrest	Armless	Synchro	Metal Base
DOC		H		1	1	2	J
Dorso S-Line (Polished Chrome)		High Back		Headrest (No trim) (High back only)	Fixed Cantilever	Synchro/ Seat Slider	Jury Base
					2		
					Adjustable (Black)		
					3		
					Fixed Cantilever Upholstered		


DORSO S-LINE | HIGH BACK

DESCRIPTION/MODEL		COM		COL	FABRIC GRADES			LEATHER		
		1	2	3	4	5	6	7	8	9
	FIXED ARMS (Black with metal accent)									
	DOS1-H2011M	2140	2236	2332	2464	2615	2797	3016	3260	3534
	Silver Metallic									
	DOS1-H2031M	2374	2476	2584	2722	2881	3073	3299	3566	3848
	Silver Metallic									
	DOC1-H2011M	2238	2331	2431	2563	2714	2883	3113	3360	3630
	Polished Chrome									
	DOC1-H2031M	2471	2573	2681	2820	2979	3160	3397	3664	3948
Polished Chrome										

	ADJUSTABLE ARMS (Black with metal accent)								
	DOS1-H2021M	2064	2163	2256	2386	2539	2719	2940	3457
	Silver Metallic								
	DOC1-H2021M	2163	2256	2354	2484	2636	2820	3035	3553
	Polished Chrome								

DORSO S-LINE | HIGH BACK WITH HEADREST

	FIXED ARMS (Black with metal accent)								
	DOS1-H2111M	2354	2474	2583	2736	2906	3112	3346	3897
	Silver Metallic								
	DOS1-H2131M	2587	2716	2831	2991	3173	3385	3629	4213
	Silver Metallic								
	DOC1-H2111M	2449	2571	2680	2829	3000	3207	3447	4000
	Polished Chrome								
	DOC1-H2131M	2682	2815	2930	3087	3267	3481	3730	4315
	Polished Chrome								

	ADJUSTABLE ARMS (Black with metal accent)								
	DOS1-H2121M	2280	2386	2505	2656	2829	3035	3260	3824
	Silver Metallic								
	DOC1-H2121M	2377	2484	2605	2756	2927	3134	3362	3921
	Polished Chrome								

ORDERING NOTES

Dorso S-Line versions are available without the back metal accent detail. Please contact Customer Service for ordering information. Seat slider option is available on all tilter chair models at an upcharge of **\$84 list**.

The upholstered leather cantilever arm is only available for use with Krug in-stock leathers.

For jury base version of this chair, please add a 'J' for the base style at the end of the model number and **add \$84** to the list price.




CAL 133 and Moisture Barrier options are available for an upcharge of **\$67 list per yard**. See page 339 for more information.



PRODUCT CODE KEY

Line	Series	Back Style	Back Adjustment	Back Details	Arm Style	Mechanism	Base
DOS	1	M	2	0	0	1	M
Dorso S-Line (Silver Metallic)	Management, Task & Conference Seating	Mid Back	Adjustment	No Headrest	Armless	Synchro	Metal Base
DOC		H		1	1	2	J
Dorso S-Line (Polished Chrome)		High Back		Headrest (No trim) (High back only)	Fixed Cantilever	Synchro/Seat Slider	Jury Base
					2		
					Adjustable (Black)		
					3		
					Fixed Cantilever Upholstered		

DORSO N-LINE | MID BACK

DESCRIPTION/MODEL		COM 1	2	COL 3	FABRIC GRADES			LEATHER		
		1	2	3	4	5	6	7	8	9
	FIXED ARMS (Black)									
	DON1-M1011B	1741	1816	1901	2001	2103	2247	2396	2583	2774
	No back adjustment									
	DON1-M2011B	1838	1909	2001	2096	2208	2343	2495	2680	2874
	ADJUSTABLE ARMS (Black)									
	DON1-M1021B	1664	1741	1816	1909	2030	2168	2324	2495	2691
	No back adjustment									
	DON1-M2021B	1761	1838	1909	2008	2129	2271	2421	2593	2788
	ARMLESS									
	DON1-M1001B	1533	1610	1695	1791	1901	2043	2193	2377	2571
	No back adjustment									
	DON1-M2001B	1617	1707	1782	1881	2001	2129	2289	2464	2656

Each chair features the Synchro Tilt mechanism

ORDERING NOTES

Dorso N-Line tilter models feature black bases and are available with an optional polished chrome base or silver metallic base at an upcharge of **\$208**.

Seat slider option is available on all tilter chair models at an upcharge of **\$84 list**.

For jury base version of this chair, please add a 'J' for the base style at the end of the model number and **add \$84** to the list price.



CAL 133 and Moisture Barrier options are available for an upcharge of **\$67 list per yard**. See page 339 for more information.





PRODUCT CODE KEY

Line	Series	Back Style	Back Adjustment	Back Details	Arm Style	Mechanism	Base
<div>DON</div>	<div>1</div>	<div>M</div>	<div>1</div>	<div>0</div>	<div>0</div>	<div>1</div>	<div>B</div>
Dorso N-Line	Management, Task & Conference Seating	Mid Back	No Adjustment	No Headrest	Armless	Synchro	Black Nylon Base
		<div>H</div>	<div>2</div>	<div>1</div>	<div>1</div>	<div>2</div>	<div>J</div>
		High Back	Adjustment	Headrest (No trim) (High back only)	Fixed (Black) Cantilever	Synchro/Seat Slider	Jury Base
					<div>2</div>		
					Adjustable (Black)		

DORSO N-LINE | HIGH BACK

DESCRIPTION/MODEL		COM 1	2	COL 3	FABRIC GRADES			LEATHER		
					4	5	6	7	8	9
	FIXED ARMS (Black)									
	DON1-H1011B	1944	2043	2140	2271	2421	2605	2820	3067	3340
	No back adjustment									
	DON1-H2011B	2043	2140	2236	2366	2515	2699	2916	3166	3434
	With back adjustment									
	ADJUSTABLE ARMS (Black)									
	DON1-H1021B	1867	1963	2064	2193	2343	2530	2742	2980	3260
	No back adjustment									
	DON1-H2021B	1963	2064	2163	2289	2442	2625	2842	3079	3362
	With back adjustment									

DORSO N-LINE | HIGH BACK WITH HEADREST

	FIXED ARMS (Black)									
	DON1-H1111B	2163	2280	2386	2539	2714	2916	3154	3411	3708
	No back adjustment									
	DON1-H2111B	2256	2377	2484	2636	2809	3016	3251	3512	3799
	With back adjustment									
	ADJUSTABLE ARMS (Black)									
	DON1-H1121B	2087	2193	2307	2464	2636	2842	3067	3340	3628
	No back adjustment									
	DON1-H2121B	2184	2289	2411	2558	2736	2940	3166	3434	3724
	With back adjustment									

ORDERING NOTES

Dorso N-Line tilter models feature black bases and are available with an optional polished chrome base or silver metallic base at an upcharge of **\$208**.

Seat slider option is available on all tilter chair models at an upcharge of **\$84 list**.

For jury base version of this chair, please add a 'J' for the base style at the end of the model number and **add \$84** to the list price.

CAL 133 and Moisture Barrier options are available for an upcharge of **\$67 list per yard**. See page 339 for more information.



PRODUCT CODE KEY

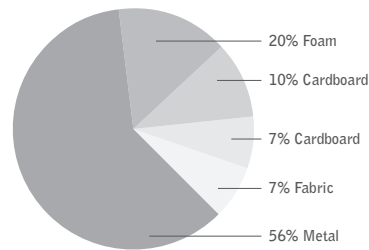
Line	Series	Back Style	Back Adjustment	Back Details	Arm Style	Mechanism	Base
DON	1	M	1	0	0	1	B
Dorso N-Line	Management, Task & Conference Seating	Mid Back	No Adjustment	No Headrest	Armless	Synchro	Black Nylon Base
		H	2	1	1	2	J
		High Back	Adjustment	Headrest (No trim) (High back only)	Fixed (Black) Cantilever	Synchro/Seat Slider	Jury Base
					2		
					Adjustable (Black)		

DORSO GUEST | ENVIRONMENTAL SUMMARY

LEED CI CREDITS



MATERIAL CONTENT:



PRE-CONSUMER
RECYCLED CONTENT = 9.82%

POST-CONSUMER
RECYCLED CONTENT = 19.98%

Up to 73.17% of this Dorso product is
recyclable at the end of its useful life.

CONTRIBUTES TO

CREDIT 2.1 - 2.2	Construction Waste Management	1-2 point(s)
CREDIT 3.3	Resource Reuse	1 point
CREDIT 4.1	Recycled Content	1 point
CREDIT 4.2	Recycled Content	1 point
CREDIT 4.5	Low Emitting Materials, Systems & Seating	1 point
CREDIT 5.1	Regional Materials*	1 point

*This credit is only applicable if in total 20% of the combined value of the procurement of construction materials and in the furniture are manufactured within a radius of 500 miles. This credit will apply if the installation of the finished product occurs within 500 miles of Kitchener, Ontario.

level® CERTIFICATION, AIR EMISSIONS AND FSC® CERTIFICATION



level® CERTIFICATION







BIFMA's e3 Furniture Sustainability Standard is a voluntary, multi-attribute standard that measures the degree of sustainability of furniture. This standard evaluates product and company environmental attributes and compliance systems in a wide range of elements which include Materials, Energy & Atmosphere, Human & Ecosystem Health and Social Responsibility. Dorso products have earned level®, BIFMA's sustainability certification program for furniture, certification through third-party verification against the e3 standard.

AIR EMISSIONS

All Dorso products are supplied air-emissions certified. Contact customer service for information.



DORSO S-LINE | GUEST

DESCRIPTION/MODEL		COM	FABRIC GRADES					LEATHER		
		1	2	3	4	5	6	7	8	9
	4 Leg Base, armless with Silver Metallic base									
	DOS2-10	1187	1244	1306	1382	1479	1602	1727	1891	2064
	4 Leg Base, armless with Polished Chrome base									
	DOC2-10	1306	1362	1414	1502	1602	1707	1848	2001	2184
	4 Leg Base, fixed arms with Silver Metallic base									
	DOS2-11	1352	1414	1467	1546	1643	1761	1901	2052	2223
	4 Leg Base, fixed arms with Polished Chrome base									
	DOC2-11	1492	1546	1610	1684	1782	1901	2030	2193	2366
	4 Leg Base with Casters, armless with Silver Metallic base									
	DOS2-20	1333	1338	1404	1479	1579	1695	1822	1987	2163
	4 Leg Base with Casters, armless with Polished Chrome base,									
	DOC2-20	1338	1404	1458	1533	1632	1749	1891	2043	2214
	4 Leg Base with Casters, fixed arms and Silver Metallic base									
	DOS2-21	1449	1513	1568	1643	1741	1859	2001	2148	2324
	4 Leg Base with Casters, fixed arms and Polished Chrome base									
	DOC2-21	1587	1643	1707	1782	1881	2001	2129	2289	2464
	Cantilever Base, armless with Silver Metallic base									
	DOS2-30	1316	1372	1424	1513	1610	1720	1859	2008	2193
	Cantilever Base, armless with Polished Chrome base									
	DOC2-30	1440	1502	1557	1632	1727	1848	1987	2140	2307
	Cantilever Base, fixed arms with Silver Metallic base									
	DOS2-31	1643	1707	1761	1838	1934	2052	2193	2343	2515
	Cantilever Base, fixed arms with Polished Chrome base									
	DOC2-31	1707	1773	1822	1901	2001	2118	2256	2411	2583

OPTION UPCHARGES \$ LIST

Removable Seat Cover	84
CAL 133 & Moisture Barrier (per yard)	67
Non-Slip Rubber Glides	18
Metal Glides	26
Floor-Saver Felt Glides	30

Dorso guest chairs feature a plastic glide to specify optional glides add upcharge from the chart above and clearly mark on the purchase order. Please see page 343 for more information.

ORDERING PROCEDURE

To order please specify the following:







1. Krug product model number
2. Select a textile or leather

Dimensions are in inches and approximate.
Contact Customer Service if dimensions are critical.

PRODUCT CODE KEY

Line	Series	Base	Arm Style
<input type="text" value="DOS"/>	<input type="text" value="2"/>	<input type="text" value="1"/>	<input type="text" value="0"/>
Dorso S-Line (Silver Metallic)	Guest Seating	Four Leg	Armless
<input type="text" value="DOC"/>		<input type="text" value="2"/>	<input type="text" value="1"/>
Dorso S-Line (Polished Chrome)		Four Leg with Casters	Fixed Cantilever
<input type="text" value="DON"/>		<input type="text" value="3"/>	
Dorso N-Line (Silver Metallic)		Cantilever	

DORSO N-LINE | GUEST

DESCRIPTION/MODEL	COM		COL	FABRIC GRADES				LEATHER		
	1	2		4	5	6	7	8	9	
 4 Leg Base, armless with Silver Metallic base DON2-10	1027	1082	1135	1223	1316	1424	1568	1720	1901	
 4 Leg Base, fixed arms with Silver Metallic base DON2-11	1146	1209	1263	1338	1440	1557	1695	1848	2020	
 4 Leg Base with Casters, armless with Silver Metallic base DON2-20	1124	1177	1231	1316	1414	1524	1664	1816	2001	
 4 Leg Base with Casters, fixed arms and Silver Metallic base DON2-21	1246	1303	1362	1440	1533	1651	1791	1944	2118	
 Cantilever Base, armless with Silver Metallic base DON2-30	1146	1209	1263	1338	1440	1557	1695	1848	2020	
 Cantilever Base, fixed arms with Silver Metallic base DON2-31	1352	1414	1467	1546	1643	1761	1901	2052	2223	

OPTION UPCHARGES		\$ LIST		\$ LIST
Removable Seat Cover	84		Metal Glides	26
CAL 133 & Moisture Barrier (per yard)	67		Floor-Saver Felt Glides	30
Non-Slip Rubber Glides	18			

Dorso guest chairs feature a plastic glide to specify optional glides add upcharge from the chart above and note on the purchase order. Please see page 343 for more information.

DIMENSIONS & COM REQUIREMENTS

		Overall Width	Overall Depth	Seat Height	Height of Arms from Floor	Width between Arms	Seat Depth	Height Range	Shipping Weight	Cube	COM Yardage
S-LINE/4LEG	Armless	20.75	25.50	18.5	27.5	19.5	19.5	36	32	14	1.3
	Fixed	24.5	25.50	18.5	27.5	19.5	19.5	36	37	14	1.3
S-LINE/4LEG with Casters	Armless	20.75	24.75	18.5	27.5	19.5	19.5	36	33	14	1.3
	Fixed	24.5	24.75	18.5	27.5	19.5	19.5	36	38	14	1.3
S-LINE/ Cantilever Base	Armless	20.75	24.75	18.5	27.5	19.5	19.5	36	39	14	1.3
	Fixed	24.5	24.75	18.5	27.5	19.5	19.5	36	44	14	1.3
N-LINE/4LEG	Armless	20.75	25.50	18.5	27.5	19.5	19.5	34.75	31	14	1.3
	Fixed	24.5	25.50	18.5	27.5	19.5	19.5	34.75	36	14	1.3
N-LINE/4LEG with Casters	Armless	20.75	24.75	18.5	27.5	19.5	19.5	34.75	32	14	1.3
	Fixed	24.5	24.75	18.5	27.5	19.5	19.5	34.75	37	14	1.3
N-LINE/ Cantilever Base	Armless	20.75	24.75	18.5	27.5	19.5	19.5	34.75	38	14	1.3
	Fixed	24.5	24.75	18.5	27.5	19.5	19.5	34.75	43	14	1.3

Terms and Conditions

Net 30 days on approved credit. A late payment charge of 1% per month will be applied on overdue invoices. This charge will be pro-rated to the number of days past 30 days that the invoice is overdue. All applicable sales taxes are extra. Distribution of this price list does not in itself constitute an offer to sell. Orders can be received only from authorized Krug dealers. Acceptance of any order and terms of sale may be established at the discretion of Krug. Deposits are required on orders received from new accounts as well as on large or special orders. Krug reserves the right to discontinue designs, or to change designs, construction, prices, or materials without notice.

Contact Information

Phone: 1.888.578.KRUG (5784) | Fax: 1.519.748.5177

Purchase Order Fax: 1.888.236.4783

Purchase Order E-mail: orders@krug.ca

Web: www.krug.ca E-mail: solutions@krug.ca

Customer Service Hours

Please note customer service hours are:

8:30 am to 5:00 pm est

Customer Satisfaction

It is the primary goal of Krug and our staff to ensure the complete satisfaction of our customers with our products and performance. If a problem arises with a Krug product after the expiration of the limited warranty period, Krug will exercise its best efforts to achieve the satisfaction of the customer in a manner that is fair to all concerned.

Order Acknowledgments

Each order will be acknowledged via e-mail or fax. This acknowledgment is the final agreement between Krug and the customer, superseding all previous communications regarding the purchase order. Where there is a discrepancy on a purchase order between a product code and a description, Krug will make every effort to resolve the discrepancy, but will be ruled by the product code ordered. Please check all acknowledgments for accuracy, and advise Krug of any discrepancies with a purchase order.

Order Cancellation

Krug reserves the right to not accept or allow cancellation of orders. All products are manufactured on a custom-made, make-to-order basis, and the purchasing, engineering and production of orders begins shortly after order placement - and the customer purchase order is a contract that authorizes Krug to manufacture the products. Acceptance of order cancellation (or partial cancellation) is solely at the discretion of Krug, and is dependent on the extent to which engineering, purchasing and manufacturing has been initiated by the time cancellation is requested. No order cancellations (partial or otherwise) are allowable more than 4 weeks from date of order placement (as order production is unable to be terminated by that point), and full payment of the acknowledged order value is required for any orders cancelled after 4 weeks. Cancellations may be allowable in less than 4 weeks after order placement, depending on the extent to which manufacturing has been initiated. An acceptance of order cancellation requires that the purchaser agrees to make payment for all costs incurred to the point of acceptance of cancellation. Cancellation charges include all costs for purchase of dedicated material and components, engineering costs for non-standard products, and all costs for manufacturing completed to that point, as well as a \$385 net charge for processing of the original order and for processing of cancellation invoicing.

Pricing

Krug endeavors to ensure that all prices in this price list reflect accurately our current prices. However, errors do occur and will be rectified through notices to the field. Krug reserves the right to acknowledge pricing that may be different from the price list.

Storage Charges

Krug reserves the right to assess a nominal storage charge if a customer does not accept shipment of an order within a week of the ship date.

Warranty

Krug warrants the construction and the finish of all our products to be free from defects in materials and workmanship for a period of 10 years from the date of purchase. This warranty is applicable to products in use by their original purchaser. This warranty does not apply to components not manufactured by Krug including textiles, which are subject to the specific warranties of those manufacturers, if any. Textiles (fabric, leather, vinyl, or any other covering material) suppliers do not guarantee their products for durability and color fastness, and nor does Krug. Casters, mechanical and electrical components have a warranty of five years from the date of purchase. The Krug warranty does not apply to COM-specified materials, damage caused by a carrier other than Krug, or variation in wood finishes due to natural wood color variation. Krug cannot be held responsible for variations in fabric dye lots from order to order. All fabric is carefully inspected when it is received, but a degree of variation in color should be expected. Repairs or replacement of any defect covered under this warranty by Krug will be made, at our option and method, at no charge to the original purchaser during the warranty period. Krug's judgement is final and binding with respect to the nature or cause of defects or damage, and the necessity or manner of repair or replacement.

This warranty does not apply to defects or damage resulting from:

- normal wear and tear occurring with the use of the product
- negligence, misuse, excessive use, alteration, improper cleaning or repair
- substitution or use of incorrect or unauthorized components or material
- handling or installation that is incorrect, or that causes damage or defect
- damage incurred by a freight carrier other than Krug
- wearing of finishes and fabrics, and normal variations in materials (including dye lot variations)
- properties of natural materials, including wood and leather
- exposure to environments with uncontrolled temperature and humidity (products must be transported, stored and used in climate-controlled conditions)

Blanket Wrapping

Krug will blanket wrap larger seating orders at customer's request. Please indicate on your purchase order and contact Customer Service.

Export Packaging

Krug is pleased to provide the option for export packaging on all our products, to provide additional protection from damage. For shipments overseas, a quote for export packaging can be provided, based on the products to be ordered and the delivery destination - please contact Customer Service or Bids & Specification Support for more information and a quotation. KRUG is not responsible for shipment damage occurring on overseas shipments

Export Packaging is STRONGLY RECOMMENDED for:

- (A) all shipments outside of the lower 48 states and Canada.
- (B) all shipments that will be held in storage for an extended period prior to installation.

Important: Please note that Krug will not be responsible for damage claims on product shipped or stored in the above conditions but where export packaging has not been utilized.

Dimensions

Dimensions are in inches and approximate, and subject to change without notice. Contact Customer Service if dimensions are critical.

Installation Support

For assistance please contact Technical Support at 1-888-578-5784 x216 or e-mail installationhelp@krug.ca and you will be directed to the appropriate installation support person.

GENERAL INFORMATION

Freight Terms and Conditions

1. All product is shipped FOB the Krug factory. Freight is either pre-paid to the destination or not pre-paid, depending on established customer specific freight terms.

2. Docks at the selected delivery location must be equipped to handle a 53' trailer. If a dock is inadequate for delivery by Krug, Krug will re-deliver to another local location and any additional costs will be charged to the customer.

3. For all deliveries, it is understood that Krug or its agent is making a dock delivery only (equipped to handle a 53' trailer), and any further work of truck unloading, delivery beyond the dock, installation, and removal of packaging is not authorized or paid for by Krug.

4. Drop shipments to the installation site, and timed deliveries, are available on larger shipments (full truckloads or slightly less) at no additional charge. Drop shipments or timed deliveries for smaller shipments may not be available, or if available will require a surcharge. Deliveries on an after hours basis, or on weekends, or any other special requirements, may be subject to a surcharge. Location and contact information, and the requested time of delivery, is required at least one week prior to the acknowledged shipment date. If this information is not provided one week in advance, or if the location or time of the drop shipment is changed less than one week in advance, a surcharge may be applied, and/or the drop shipment may not be scheduled. For deliveries requested Monday to Thursday after 5:00 pm, please apply a surcharge of \$275/shipment. For deliveries requested Monday to Friday before 7:00 am, please apply a surcharge of \$275/shipment. For deliveries requested Friday (after 3:00 pm) or weekends, please apply a surcharge of \$551/shipment. (local times).

5. For all deliveries - whether to the Customer location or drop shipment - any circumstances that result in the delay of our carrier (including unsuitable receiving facilities, or facilities not open or available), service charges will be applied at the rate of \$131/hour. Where re-delivery is necessary because of these circumstances, the full cost of re-delivery will be charged. If Less Than Truck Load is delivering, one hour is allocated to unload. Any additional time required to unload after the first hour is \$131/hour. If a Truck Load is delivering the order, three hours is allocated to unload. Any additional time required to unload is \$131/hour. Direct deliveries to site for large orders are possible, (must exceed \$60,000 net), and accommodate 48 - 53' trailers. Krug is responsible for delivery to the approved delivery address. If an address change is required, this must be authorized by Krug 5 business days prior to ship date. Any additional delivery costs incurred after this time will be charged to the customer.

Product Strength and Durability Testing

All management seating meets or exceeds the testing requirements of ANSI/BIFMA X5.1-2011. All lounge seating meets or exceeds the testing requirements of FNAE-80-214A. Specific test results and documentation are available on request.



Damaged Shipments

All Krug product is well engineered, carefully inspected, and expertly loaded onto our trucks at our Distribution Center. If you receive any damaged freight, we ask that you do not refuse the shipment. Krug is not responsible for damage to goods that occurs in transit or storage. It is the purchaser and/or receiver's responsibility to examine the goods upon receipt and to notify Krug of any damages, overages or shortages. Any discrepancies should be noted on the Bill of Lading. The delivering carrier will not accept responsibility for shortages or damages if signed "clear". Notification of concealed damage claims must be made to Krug Distribution within 5 days of delivery, along with digital pictures if available. All product and packaging must be available for inspection. Krug liability ceases after 5 business days and Krug will not be responsible for concealed damages if shipments are left unopened. Krug is not responsible for the condition of product that is stored or installed in an environment where temperature and humidity are not controlled.

Field Product Report Authorization

Krug's written authorization, in the form of an FPR number, must be obtained prior to incurring charges of any kind if Krug is expected to pay these charges. This includes authorization for field repairs and replacements, installation and delivery charges. Krug reserves the right to have its representative inspect product related to any request for such authorizations, prior to that authorization being provided. Deductions from invoices paid for any charges to Krug, without prior written authorization in the form of an FPR, will not be accepted. Digital photographs may be required to complete the FPR process.

Returns

No merchandise may be returned without Krug's prior written consent. In the event of an authorized return, a Field Product Report (FPR) number will be issued, and a restocking charge will apply. Return transportation charges must be prepaid. Unauthorized returns will not be accepted and will be returned freight collect. All merchandise being returned must be properly packaged in its original or comparable replacement packaging to ensure protection of the product during handling and transportation. Returns on orders duplicated by the customer must be received in their original packaging to be accepted. Product being returned where Krug has authorized its liability for replacement or repair will be thoroughly inspected on its return, and the results compared to the reason for the return stated on the FPR. Any discrepancies, such as additional damage, signs of usage, missing parts, etc., will result in an adjustment to the amount of credit issued.

Custom Capabilities

Over 15% of our orders involve some type of custom work, and we invite our customers to make use of our extensive capabilities.

These include:

- 1) Dimensional customization of standard size products
- 2) Custom finishes
- 3) For larger orders, completely custom-designed products, as well as non-standard wood species can be specified.

Custom orders may require additional production lead times. Contact Engineering at the e-mail address engquotes@krug.ca.

Care and Maintenance Leather

Leather is a natural product and requires very little care during use. Most stains can be removed with a clean dry cloth. For stubborn spots and stains, use a mild non-detergent cleaner, rinse well and let air dry naturally. Do not use saddle soap, cleaning solvents, furniture polish, oils, varnish, abrasive cleaners, soaps or ammonia waters.

Fabric Upholstery

Professional upholstery cleaning is recommended.


Flammability Standards for Krug Fabric Program

- Passes State of California Technical Bulletin CAL 117-2013

Krug Textiles - Stocked Fabric Program

Grade 1

ARLO



308 MIDNIGHT



306 PETROL




908 CHARCOAL



93 SEAL



601 PEARL



84 NUTMEG



62 OATMEAL



90 LIMESTONE

FRANKLIN




47 CAMEL



3009 MIDNIGHT



67 FAWN



97 CINDER



94 METAL



909 BLACK



9004 CHARCOAL




308 PETROL



108 ORCHID

COMRADE




309 MIDNIGHT



84 TEAK



63 LINEN



24 ALPINE



905 IRON



601 SNOW



57 MARIGOLD



31 DUCK EGG

FELICITY



601 IVORY



305 SKY



603 TAUPE



93 COAL



405 HENNA



64 PUTTY



62 FAWN



36 BLUEBERRY

KRUG TEXTILES - UPHOLSTERY FABRICS



Krug Textiles - Stocked Fabric Program

Grade 2

GRADDY



25 CAPER



31 SKY



604 FLAX



901 CHAR



93 GRAY



34 SLATE



84 TEAK



98 NICKLE

YATES




84 BIRCH



44 CLAY



87 TAUPE



25 JUNIPER



305 INDIGO



109 CRANBERRY



803 TOAST



92 ZINC



91 SILVER



908 CHARCOAL

MCCOY



608 TUNDRA



601 CREME



908 CHARCOAL



62 COPPER



108 CORDOVAN



32 ROBIN'S EGG



94 MERCURY



84 BARK


ORIS




908 DOMINO



604 BARK



601 CREAM



306 DELFT




902 ZINC



305 MIDNIGHT



64 PUTTY




205 CHARTREUSE


Krug Textiles - Stocked Fabric Program

Grade 3


MORITZ




205 SPEARMINT



61 OYSTER




306 CADET




104 MULBERRY




31 AEGEAN



9008 CHARCOAL




82 CLAY



304 CAPRI


LORENZO



306 INDIGO



24 ALPINE




64 LINEN



91 FLANNEL



32 MIST



601 CREAM



106 HENNA



604 STUCCO

BISCOTTI



302 CAPRI



45 SPICE



61 DESERT



91 GRANITE

INTRIGUE



601 OYSTER



27 OLIVE



4003 OCHRE



908 CHARCOAL



3009 MIDNIGHT



805 PECAN



608 STUCCO




605 STRAW

Krug Textiles - Faux Leather Program - Grade 2



Krug Textiles - Leather Program - Grade 8

Please contact Customer Service for specific information on leathers, available colors and lead times.



Krug Textiles - Cut fabric NET price per yard

Grade 1	\$23
Grade 2	\$35
Grade 3	\$48

LATEX FREE

Krug products are made with latex-free materials to prevent the allergic reaction that latex causes in some people.

CUSTOMER'S OWN MATERIAL - C.O.M.

Customer's Own Material (COM/COL)

COM/COL must be received three weeks prior to the acknowledged ship date. Orders with COM/COL not received by the required deadline will be delayed. A description of the upholstery cover, including supplier name, pattern name, upholstery cover name and color number must be included with the purchase order.

COM/COL testing requires 3 business days and samples are to be directed to Customer Service. The customer has the option of providing the sample COM/COL before, at time of order, or once the sample COM/COL is received. If the customer does not send a sample for approval in advance of sending actual material, Krug will not be responsible for the cost of any upholstery cover or other material that it determines to be unsuitable for the product or our process.

When the COM/COL upholstery cover is received at Krug, it must be clearly identified with the upholstery cover name and color, and tagged with name of the Krug customer and purchase order number. Krug will inspect all COM/COL upholstery covers when received to determine if it will be suitable for upholstery. Where Krug feels that the upholstery cover or leather specified will compromise the quality or integrity of our products, customers will be contacted to direct these concerns. Further, Krug reserves the right to refuse to accept and use any COM upholstery covers or leathers that will compromise our products in any way that is unacceptable to Krug. Krug cannot assume responsibility for the durability or tailoring quality of customer's own material.

Yardage specified in this price guide is approximate. In the case of multiple product orders, multiply the number of items by the COM yardage specified to determine upholstery cover required, unless otherwise indicated. Additional yardage may be needed if the material is less than 54" wide, or patterned or striped and requires matching. All COMs are cut "up the roll" unless otherwise stated by the customer. All striped upholstery covers will be applied vertically unless otherwise stated by the customer and after approval by Krug. Krug will not be responsible for directional or positional problems with its application of COM material, unless it has been provided with explicit instructions by the customer. Special instructions should be sent to Krug Customer Service, including a sample (or photocopy) of the upholstery cover. Krug is not responsible for instructions sent with the upholstery cover rolls, or for the method of upholstery if no instructions have been provided.

Price increases and freight charges to COM/COL acquired on the customer's behalf will be passed onto the customer.

Application of Directional Upholstery cover

Some COM upholstery covers will be considered directional by Krug even though they are not considered directional by the supplier. All COMs are automatically cut "up the roll" unless otherwise stated by the customer (please see below).



Standard-Cut
"up the roll"



Non-Standard-Cut
across the roll "railroad"

COM/COL Shipping Procedures

For seating COM/COL upholstery covers, please send upholstery covers to:

Krug Inc.
111 Ahrens Street
Kitchener, Ontario
Canada N2H 4C2

Attention: RECEIVER

COM/COL orders cannot be scheduled into production until the upholstery cover has arrived and inspection is complete.

All packages must be clearly marked

"For Customs Clearance by Willson International Custom Brokers".

According to the North American Free Trade Agreement (NAFTA), goods shipped between the United States and Canada can qualify for exemption from all duties, or for a reduction in duties, if the goods can be proven to originate in either the United States, Canada or Mexico.

Canada Customs requires that a NAFTA Certificate of Origin and a Commercial Invoice be completed and sent with the upholstery cover shipment. The Commercial Invoice must clearly state the description of the upholstery cover, the selling price, the make-up or content, and the purchaser. The absence of these two documents will delay the shipments at the U.S./Canada border, thereby potentially delaying the customer order. If the total value of the shipment is less than \$1200 U.S., Customs will accept a Low Value Statement of Origin in place of the NAFTA Certificate of Origin. The Low Value Statement must be signed by a representative of the exporting company. This statement may either be included on the commercial invoice or attached to the invoice. Krug is happy to answer any questions or concerns about COM/COL shipping procedures and the required documents.

CAL 133 & Moisture Barrier

California Technical Bulletin 133 is a flammability test for seating. Krug offers a compliance method which, in combination with non-flammable upholstery covers, may enable the products to meet certification requirements for this test. This process at the same time also provides the products with a Moisture Barrier - a treatment that helps to prevent the passage of liquids and moisture to inside of upholstered components - thereby conferring sanitary and anti-infection benefits. So when CAL 133 is specified, the product also automatically has a Moisture Barrier, and when a Moisture Barrier is specified, the product also features the compliance method and low flammability features of CAL 133.

The application of this upcharge and the compliance method does not mean that the specific configuration of product and upholstery cover are tested and officially certified as being CAL 133 compliant. If official certification is required, Krug will provide this (through an independent certified testing laboratory) at a charge of \$962 per item, plus the cost of the product to be tested. Lead time for certification testing is typically 4-8 weeks. Krug assumes no responsibility for the testing of our products in combination with upholstery covers, or for the results of any testing conducted. Some specific configurations of product and upholstery have already been tested. Please contact Customer Service for additional information.

C.O.L. Yardage

To calculate C.O.L. yardage required, please use the following conversions based on COM yardage: Leather must be ordered in square footage.

- 17 square feet in a yard
- Approx. 3 yards in a hide
- Approx. 51 square feet in a hide
- Please use grade 3 pricing for COL

Upholstery Cover Yardage Calculation

To calculate yardage required for COM and other non-standard upholstery cover orders, please contact Krug Customer Service at 1.888.578.5784. Unless otherwise stated, upholstery cover rolls are assumed to be a minimum 54" wide. Please use the guide below to calculate the percentage of extra upholstery cover required to cover large repeats. The repeat is calculated by adding both the vertical and horizontal measurements together and then referring to the chart below for extra yardage required.

		2"-14"	15"-19"	20"-27"	28"-36"
FABRIC	Plain	Repeat	Repeat	Repeat	Repeat
54	0%	10%	15%	20%	25%
53-50	16%	20%	25%	30%	35%
48	16%	25%	30%	35%	40%
45	40%	50%	55%	60%	65%
36	50%	60%	65%	70%	75%

GRADED-IN UPHOLSTERY PROGRAMS

Krug has partnered with several textile brands to grade in their offerings, designed to provide a wide range of upholstery selections for our seating products.

Upholstery pricing and availability is subject to change without notice. We grade this upholstery according to the pricing of the fabric suppliers - when their pricing changes, the Krug grade may change.

When placing an order, a Krug customer must specify the complete upholstery number, along with the appropriate Krug model number and finish. Krug will supply the complete product at the prices listed. Orders specifying graded-in upholstery cannot be cancelled once the upholstery has been ordered.

Upholstery Grades

To determine the price of a product for graded-in upholstery, use the reference lists located on Krug's website under - Products - Textiles, to view the upholstery grade (1-9). Krug is not responsible for the discontinuation of this upholstery. Please contact Customer Service for information on upholstery not listed.

When two upholstery selections are specified for use on seating, the higher grade upholstery price will apply to the order.

High Performance upholstery; Polyurethane, Vinyl or Crypton, is particularly suitable for healthcare and other intensive-use environments.

Upholstery Samples

If you require additional samples or memos for presentation, please contact fabric supplier directly.

Flammability Standards

- Tunnel Test Surface Ratings Class A rating
- Class 1 UFAC
- Passes State of California Technical Bulletin CAL 117-2013

Please contact fabric supplier directly for further flammability information pertaining to specific upholstery.

Special Conditions

Acknowledgments will give the estimated delivery date of the finished product. Some upholstery is imported, and availability may affect estimated delivery time. For large projects, please contact fabric supplier directly for availability of yardage.

DORSO WEAVE | COLORS




Winter White




Soft Beige



Tan



Warm Grey



Black

PROGRAM DETAILS

KrugExpress orders are ready to ship by the date acknowledged. Delivery and shipping schedules may result in actual shipping of orders at a later date. Statutory holidays and scheduled factory vacations may add to acknowledged lead times of *KrugExpress* orders. Unless otherwise specified on the order, the customer's standard method of shipping Krug products will be utilized.

Available factory capacity for *KrugExpress* is filled by orders received on a "first come, first serve" basis. If the normal *KrugExpress* lead time is not available for your order because available capacity has been filled, you will be immediately advised of the earliest available ready-to-ship date. Please consult your Customer Service representative in advance if you wish to confirm the specific lead time availability for a *KrugExpress* order.

Orders must be received by midnight of a given day for that day to be considered the official day the order is received. Order lead times are acknowledged from the date the order is received, but not including the date the order is received.

KrugExpress orders must be "clean" when received in order to be considered officially received on a given day, and lead times will be acknowledged from the date orders are determined to be "clean".

Changes to *KrugExpress* orders are not allowed under any circumstances.

Orders for product on *KrugExpress* must clearly state: "*KrugExpress*".

COM and graded-in upholstery is available on Krug Express. Orders are scheduled on Krug Express, and given the best available date, when the upholstery is received at Krug. Some conditions apply.

SEATING & OCCASIONAL TABLES PROGRAM

Orders for seating products on the *KrugExpress* program may be subject to quantity maximums. Please contact Krug Customer Service for more information.

Quantity maximums are dependent upon available capacity, in order to insure that we ship all orders on time. Please note that the CAL 133 option is not available on *KrugExpress*.

Only standard wood finishes are available for *KrugExpress* orders. Laminates are not available on *KrugExpress*.

Krug Express includes all Krug seating and occasional tables as well as Krug conference and casegood products to complement this seating offering.

GLIDE SELECTION CHART

Product	Floor Saver		Non-Slip Rubber	Metal	Plastic
	Nylon	Felt			
Management & Task Seating					
Aqua Stool	n/a	n/a	n/a	n/a	standard
Guest Seating					
Addison	standard	n/a	n/a	optional	optional
Blake	standard	optional	n/a	optional	optional
Dorso	n/a	optional	optional	optional	standard
Bali	standard	optional	n/a	optional	n/a
Kita	standard	optional	n/a	optional	optional
Spence	standard	optional	n/a	optional	optional
Cadence	standard	optional	n/a	optional	optional
Faeron Wood	standard	optional	n/a	optional	optional
Faeron Metal	optional	optional	optional	optional	standard
Multi-Purpose Seating					
Libra	standard	n/a	n/a	n/a	n/a
Mobi	standard	optional	optional	n/a	optional
Karma	optional	optional	optional	optional	standard
Corfu	standard	n/a	n/a	optional	n/a
Capri	n/a	n/a	n/a	n/a	standard
Bank of England	standard	optional	n/a	optional	optional
Barstools & Counter Height Seating					
Manolo	n/a	optional	n/a	n/a	standard
Karma	optional	optional	optional	optional	standard
Capri	n/a	n/a	n/a	n/a	standard
Corfu	standard	n/a	n/a	n/a	n/a
Lounge Seating					
Avatar	standard	n/a	n/a	n/a	n/a
Cressida	standard	n/a	n/a	n/a	n/a
Leyton	optional	n/a	n/a	n/a	standard
Zola	standard	optional	optional	optional	n/a
Zola Privacy	standard	optional	optional	optional	n/a
Faeron Upholstered - Wood Leg	standard	n/a	n/a	optional	optional
Faeron Upholstered - Metal Leg	standard	optional	optional	optional	n/a
Sutton-wood base	optional	optional	optional	standard	optional
Sutton-metal base	standard	n/a	n/a	n/a	optional
Carlyle-wood base	standard	optional	n/a	optional	optional
Carlyle-metal base	n/a	n/a	n/a	n/a	standard
Brio	standard	optional	optional	optional	optional
Sloane	n/a	standard	n/a	n/a	n/a
Benches					
Tate	optional	n/a	n/a	n/a	standard
Zola	standard	optional	optional	optional	n/a
Carlyle	n/a	n/a	n/a	n/a	standard

ORDERING NOTES: Glides options marked “n/a” are not available for that product due to leg style. Please see product pricing pages for optional glide upcharges.

GLIDE RECOMMENDATION BY FLOORING TYPE

Glide Material	Carpet	Vinyl/Linoleum	VCT	Rubber	LVT/LVP	Ceramic Tile	Concrete	Hardwood
Nylon - Floor Saver	★★	★	★	★	NR	★	★	NR
Felt - Floor Saver	NR	★	★★	NR	★★	★★	★	★★
Rubber - Non-slip	★★	★★	★	★	NR	★	★★	NR
Metal	★	★	NR	NR	NR	★	★★	NR
Plastic	★★	★	★	★	NR	★	★★	NR

★★ = Best Solution

★ = Acceptable

NR = Not Recommended

ORDERING NOTES: The above chart shows our recommendation based on a clean, professionally finished floor without dust or debris between the glides and the flooring.

BASE STYLES

Base Styles	Description
Black Nylon	5 blade glass reinforced molded nylon base with 2 1/4" hooded dual wheel casters.
Polished Aluminum	5 blade polished cast aluminum base with 2 1/4" dual wheel casters (upcharge of \$115 applies.)
Seat Slider	Seat slider mechanism featuring a 2" range of adjustment front to back when seated. The lever to activate this feature is located under the seat of the user's left side and is activated by a simple twist of the knob.
Wood	5 blade steel bar stock base with finished wood caps and 2" black hooded dual wheel casters.
Chrome	5 blade polished chrome base with 2 1/4" dual wheel casters.
Jury Bases	Jury Bases assembly consists of a black 9" diameter conical/cast base for permanently mounting a chair to the floor. Into the base is inserted a black pneumatic gas cylinder with self returning action from rotation, and self returning height feature when exiting the chair. Allows for full 360 degree rotation. Limited degrees of rotation are not available.
Jury Bases	

Pan Am
Pan1-M11J



Bank of England
177-J



Dorso
D0S1-H2011J



Cadence
CAD1-HW12J



C5
C5E1MB41AJ



Aqua
AQU1M33J





krug



All products are air emissions certified and are available as FSC® certified

solutions@krug.ca | www.krug.ca | 1.888.578.KRUG