

## DORSO

Price and Specification Guide

GSA

GS-03F-084DA



# krug

Advancing Design Through Innovation

# TERMS & CONDITIONS | INFORMATION FOR ORDERING ACTIVITIES

## General Services Administration Federal Supply Schedule

FSC Groups 7110, 7125  
Subcategory: Furniture  
CONTRACT NUMBER: GS-03F-084DA  
CONTRACT PERIOD: April 1, 2016 through March 31, 2026  
CONTRACTOR/ ADMINISTRATOR: Mira Jaksic-Husic  
Krug Inc.  
421 Manitou Drive  
Kitchener, Ontario, Canada  
Tel: 1-800-265-2796  
Fax: 1-800-265-2798

### 1. List of Special Item Numbers on Contract

33721P Packaged Office Furniture w Ancillary Installation Services  
33721 Office Furniture w Ancillary Installation Services  
339113H Healthcare Furniture w Ancillary Installation Services  
OLM Order Level Materials

2. SPECIAL ITEM NUMBER	MAXIMUM ORDER
33721P	\$5,000,000
33721	\$250,000
339113H	\$500,000
OLM	\$250,000

3. SPECIAL ITEM NUMBER	MINIMUM ORDER
33721P	\$100.00
33721	\$100.00
339113H	\$100.00
OLM	NA

### 4. Geographic Coverage

48 contiguous States and Washington, DC

### 5. Point of Production

Krug Inc.  
421 Manitou Drive  
Kitchener, Ontario, CANADA  
N2C 15L

### 6. Discount from List Prices

33721P Package Office Furniture Krug Product Discounts As Below  
GSA Teaming Partner Products at their  
Approved GSA Discount Terms. Krug  
Installation Charge 12.75% of Net Order  
(Max.). No Charge for Project Mgt Services.

33721 Office Furniture	
Executive Office Furniture	56.6%
Executive Conference Furniture	56.6%
Tables and Accessories	56.6%
Fully Upholstered Lounge Furniture	56.6%
Multiple Seating	56.6%
Multi-Purpose Seating	56.6%
Stacking Chairs	56.6%
Installation Ancillary to these products	12.75% Charge of Net Order (Max.)

339113H Healthcare Furniture	
Hospital Patient Room Furniture	56.6%
Hospital Geriatric Chairs & Lounge Seating	56.6%
Patient Service Systems	56.6%
Installation Ancillary to these products	12.75% Charge of Net Order (Max.)

### 7. Quantity Discounts (off Net pricing)

Multiple Seating, Multipurpose Seating, Stacking  
Chairs

25,001 – 50,000	1%
50,001 – 100,000	2%
100,001 – 150,000	3%
150,001 – 250,000	4%

Lounge Seating, Tables & Accessories

25,000 – 50,000	1%
50,001 – 75,000	2%
75,001 – 100,000	3%
100,001 – 180,000	4%
180,001 – 200,000	5%
200,001 – 250,000	6%

Hosp/Geriatric Chairs and Lounge, Patient Room  
Furniture, Patient Service Systems

\$100,000 - \$200,000	1%
\$200,000.01 - \$300,000	1.5%
\$300,000.01 - \$400,000	2%
\$400,000.01 - \$500,000	2.5%

Quantity Discounts for Executive Office and  
Executive Conference are no longer applicable  
based on the MAS Consolidation revisions to  
Maximum Order Limits.

### 8. Prompt Payment Terms

Net 30 Days

### 9. Visa and MasterCard are accepted above and below the micro-purchase threshold.

NOTE: No additional discount will be offered on  
orders placed using credit cards.

### 10. Foreign Items

All items manufactured in Canada.

### 11a. Time of Delivery

60-90 Days ARO for all items.

### 11b. Expedited Delivery

Please contract Krug GSA Customer Service for  
information on Expedited Delivery/Krug Express  
Program. 1-800-265-2796

### 11c. Overnight & 2 day Delivery

N/A

### 11d. Urgent Requirements

Please contact Krug for urgent requirements.

### 12. F.O.B. Point

Destination

### 13. Payment Address

Same as above

# TERMS & CONDITIONS | INFORMATION FOR ORDERING ACTIVITIES

## 14. Warranty

For commercial products, Krug warrants the construction and the finish of all our products to be free from defects in materials and workmanship for a period of 10 years from the date of purchase. For Krug Healthcare products (as outlined in the US Healthcare price and specification Guide dated March 1, 2019), Krug warrants the construction and finish of all Healthcare products to be free from defects in materials and workmanship for the lifetime of their use. This warranty is applicable to products in use by their original purchaser. This warranty does not apply to components not manufactured by Krug including textiles, which are subject to the specific warranties of those manufacturers, if any. Textiles (fabric, leather, vinyl, or any other covering material) suppliers do not guarantee their products for durability and color fastness, and nor does Krug.

Casters, mechanical and electrical components have a warranty of five years from the date of purchase. The Krug warranty does not apply to COM-specified materials, damage caused by a carrier other than Krug, or variation in wood finishes due to natural wood color variation. Krug cannot be held responsible for variations in fabric dye lots from order to order. All fabric is carefully inspected when it is received, but a degree of variation in color should be expected. Repairs or replacement of any defect covered under this warranty by Krug will be made, at our option and method, at no charge to the original purchaser during the warranty period. Krug's judgement is final and binding with respect to the nature or cause of defects or damage, and the necessity or manner of repair or replacement.

This warranty does not apply to defects or damage resulting from:

- normal wear and tear occurring with the use of the product
- negligence, misuse, excessive use, alteration, improper cleaning or repair
- substitution or use of incorrect or unauthorized components or material
- handling or installation that is incorrect, or that causes damage or defect
- damage incurred by a freight carrier other than Krug
- wearing of finishes and fabrics, and normal variations in materials (including dye lot variations)
- properties of natural materials, including wood and leather
- exposure to environments with uncontrolled temperature and humidity (products must be transported, stored and used in climate controlled conditions)

Note, specific warranties for components and materials not manufactured by Krug: Height Adjustable Mechanism Warranty Krug warrants to the original consumer purchaser its Height Adjustable Mechanism that it will be free from defects in material and workmanship. This limited warranty covers material and manufacturing defects, which cause a non-conformance in the function of a table base and is limited to the following products and warranty term determined from their dates of purchase: a) Electronic components such as control boxes, hand switches and motors – two (2) years b) Mechanical components such as crank drives, spindles – five (5) years c) Structural components such as J-channels, feet and top supports – ten (10) years. The start of the warranty period is the documented date of your purchase of the product. The warranty herein is made to and for the benefit of the original consumer purchaser of the product and is non-transferable. If you discover a defect in material or workmanship during the warranty period, and Krug agrees that the defect exists, Krug will, at its option, repair or replace the Product at no charge to you, provided it is returned during the warranty period. In the unlikely event that your product should require repair or replacement during the warranty period, please contact Krug to obtain warranty service. The warranty period on replacement products is the remainder of the warranty on the original product or 30 days, whichever is longer.

Jordan Sleepers Heavy-Duty Mechanism, made with heavy gauge steel and minimal moving parts - is backed by a 5-year warranty on the mechanism itself, in addition to the lifetime warranty on the rest of the product. If it does become damaged or degraded, the mechanism can be field-replaced. Juno and Trevisa Overbed Tables have a 2-year warranty.

## 15. Export Packing Charges

Quoted upon request

## 16. Terms and Conditions of Government Commercial Credit Card

ACCEPTANCE: KRUG will accept the government commercial credit card but will not Offer any additional discount for orders placed using the credit card

## 17. Term and Conditions of Rental Maintenance and Repair.

N/A

## 18. Term and Conditions of Installation

N/A

## 19. Term and Conditions of Repair

N/A

## 20a. Term and Conditions for any other services

N/A

## 20. Service and Distribution points

Call contractor

## 21. Participating Dealers

Call contractor

## 22. Preventative Maintenance

N/A

## 23. Environmental Attributes

Krug maintains a program to reduce the impact on the environment of our products and operations.

## 24. Data Universal Number System (DUNS) number

251476669

## 25. Notification regarding registration in SAM.

Krug Inc.'s registration in SAM is current, accurate and valid.

## 26 Cage Code: 37310

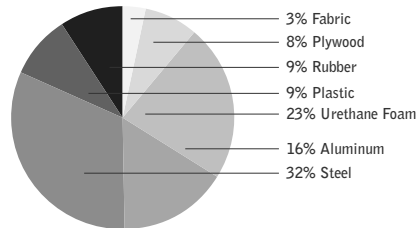
# DORSO | TABLE OF CONTENTS

## DORSO

2	Dorso E-Line Environmental Summary
3	Dorso E-Line & Dorso T-Line Features & Options
4	Dorso E-Line Dimensions & COM
4	Dorso T-Line Dimensions & COM
5	Dorso E-Line Pricing
9	Dorso T-Line Environmental Summary
10	Dorso T-Line Pricing
14	Dorso Weave Environmental Summary
15	Dorso Weave Features & Options
16	Dorso Weave Pricing
20	Dorso S-Line Environmental Summary
21	Dorso S-Line & N-Line Features & Options
22	Dorso S-Line & N-Line Dimensions & COM
23	Dorso S-Line Pricing
25	Dorso N-Line Pricing
27	Dorso Guest Environmental Summary
28	Dorso Guest Pricing

## GENERAL INFORMATION

30	Terms & Conditions
30	Warranty
32	KRUG Textiles - Upholstery Fabrics
34	KRUG Textiles - Leather & Faux Leather
36	Customer's Own Material (COM/COL)
36	CAL 133 & Moisture Barrier
37	Graded-In Upholstery Programs
37	Dorso Weave Colors
38	Base Styles
38	KRUGEXPRESS Program

**DORSO E-LINE | ENVIRONMENTAL SUMMARY****LEED CI CREDITS****MATERIAL CONTENT:****PRE-CONSUMER**

RECYCLED CONTENT = 17.95%

**POST-CONSUMER**

RECYCLED CONTENT = 17.72%

Up to 61.36% of Dorso E product is recyclable at the end of its useful life.

**CONTRIBUTES TO**

CREDIT 2.1 - 2.2	Construction Waste Management	1-2 point(s)
CREDIT 3.3	Resource Reuse	1 point
CREDIT 4.1	Recycled Content	1 point
CREDIT 4.2	Recycled Content	1 point
CREDIT 4.5	Low Emitting Materials, Systems & Seating	1 point
CREDIT 5.1	Regional Materials*	1 point
CREDIT 7	Certified Wood (MUST BE REQUESTED)	1 point(s)

\*This credit is only applicable if in total 20% of the combined value of the procurement of construction materials and in the furniture are manufactured within a radius of 500 miles. This credit will apply if the installation of the finished product occurs within 500 miles of Kitchener, Ontario.

**level® CERTIFICATION, AIR EMISSIONS AND FSC® CERTIFICATION****level® CERTIFICATION**

BIFMA's e3 Furniture Sustainability Standard is a voluntary, multi-attribute standard that measures the degree of sustainability of furniture. This standard evaluates product and company environmental attributes and compliance systems in a wide range of elements which include Materials, Energy & Atmosphere, Human & Ecosystem Health and Social Responsibility. Dorso products have earned level®, BIFMA's sustainability certification program for furniture, certification through third-party verification against the e3 standard.

**AIR-EMISSIONS**

All Dorso products are supplied with air-emissions certified. Contact customer service for information.

**FSC®**

In 2005, Krug received Forest Stewardship Council® (FSC®) Chain-of-Custody certification for our manufacturing facilities. The FSC® Chain-of-Custody tracks certified wood from seedling to final sale. It verifies that the material for our FSC® certified products only come from well-managed, FSC®-certified forests and other controlled sources. FSC® is dedicated to the promotion of responsible forest management worldwide helping to take care of forests for future generations. Dorso and other Krug products can be specified with FSC® Certification. Contact customer service for further information, pricing and lead times.



Architects, designers, and building professionals can specify FSC®-certified products in order to achieve a point from the U.S. Green Building Council's Leadership in Energy and Environmental Design (LEED) Rating System.

## DORSO E & T | FEATURES



### ARM STYLES

Optional fixed cantilever or an adjustable black arm constructed of die cast metal with textured plastic arm pads. The adjustable arms feature seven height adjustment positions, with a total adjustment range of 2.75". All Dorso models are also available in armless versions.

### E-LINE

Fixed cantilever and adjustable arms are available in Black, Silver Metallic or Polished Chrome accent finishes to match metal base. The fixed arm is also available in black textured plastic and upholstered fabric/leather version.

### T-LINE

Fixed cantilever and adjustable arms are available in black textured plastic.



### BASE STYLES

#### E-LINE & T-LINE

Dorso seating features optional Silver Metallic, polished Chrome or Black finish and dual wheel casters.



### DORSO CONTROLS

All Dorso E-Line and T-Line come with synchro tilt mechanism. The tilt adjustment range offers five recline-lock positions, as well as free flowing movement. The forward pivot mechanism allows the back and the seat to articulate synchronously in a 2:1 ratio, so that upward tilt of the seat is minimized as the back reclines.



### BACK HEIGHT

Back height adjustment is an option on Dorso E & T Line. It offers an adjustment range of 11 positions, over a 2" range of movement. Back height adjustment is operated while in the seated position, by placing the right hand on the right bottom of the chair back, and the left hand on the left bottom of the chair back. The back is lifted and clicked into the desired height. Raising the back to the highest position releases the back height lock so it can be lowered.

### SEAT HEIGHT

In the seated position, a pull upwards on the height adjustment lever located under the seat of the user's right side adjusts the height up or down with a total height range of 4.5".

### BACK TENSION

Back tension on the mechanism is controlled with an adjustment knob under the seat. It has been designed to provide a range of back tension adjustment suitable for users of varying sizes and preferences.

### SEAT SLIDER

All Dorso tilts are available with an optional seat slider mechanism featuring a 2" range of adjustment front to back when seated. The lever to activate this feature is located under the seat of the user's right side and is activated by an upward pull of the lever.

### CAL 133 & MOISTURE BARRIER

California Technical Bulletin 133 is a flammability test for seating. Krug offers a compliance method which, in combination with non-flammable upholstery covers, may enable the products to meet certification requirements for this test. This process at the same time also provides the products with a Moisture Barrier - a treatment that helps to prevent the passage of liquids and moisture to inside of upholstered components - thereby conferring sanitary and anti-infection benefits. So when CAL 133 is specified, the product also automatically has a Moisture Barrier, and when a Moisture Barrier is specified, the product also features the compliance method and low flammability features of CAL 133.

The application of this upcharge and the compliance method does not mean that the specific configuration of product and upholstery cover are tested and officially certified as being CAL 133 compliant. If official certification is required, Krug will provide this (through an independent certified testing laboratory) at a charge of \$874 per item, plus the cost of the product to be tested. Lead time for certification testing is typically 4-8 weeks. Krug assumes no responsibility for the testing of our products in combination with upholstery covers, or for the results of any testing conducted. Some specific configurations of product and upholstery have already been tested. Please contact Customer Service for additional information.

## DORSO E-LINE | DIMENSIONS & COM REQUIREMENTS

Dorso E features a generous seat & back that provides unparalleled comfort and support.

Model Number		Overall Width	Overall Depth	Overall Height	Seat Height Min/Max	Height of Arms from Floor	Width between Arms	Height Range	Seat Depth	Shipping Weight	Cube	COM Yardage
DEC1-HB/DES1-HB	Fixed	25.25	25	50	17.5-22.125	25.6875-30.25	21	47-52	18	44	19	2.2
DEB1-HB	Fixed Upholstered	25.5	25	50	17.5-22.125	25.6875-30.25	20.5	47-52	18	44	19	2.5
	Adjustable	25.5	25	50	17.5-22.125	26-34	21	47-52	18	44	19	2.2
	Armless	20.5	25	50	17.5-22.125	N/A	N/A	47-52	18	40	19	2.2
DEC1-MB/DES1-MB	Fixed	25.25	25	43	17.5-22.125	25.6875-30.25	21	40-45	18	41	16	2
DEB1-MB	Fixed Upholstered	25.5	25	43	17.5-22.125	25.6875-30.25	20.5	40-45	18	41	16	2.3
	Adjustable	25.5	25	43	17.5-22.125	26-34	21	40-45	18	41	16	2
	Armless	20.5	25	43	17.5-22.125	N/A	N/A	40-45	18	37	16	2

### DORSO | E-LINE



**Note:** Some vinyls, leathers and upholsteries are not suitable for application on Dorso E seating. For vinyls, please submit a sample to Customer Service for pre-approval process at time of order.

**The pre-approval process is as follows:**

1. A sample of the COM must be provided to Krug Customer Service prior to or at time of order.
2. The sample will be reviewed and the customer advised if the fabric is unsuitable.
3. The COM fabric or leather itself will be inspected when received at the factory, to identify and further concerns with its suitability.

#### ORDERING NOTES:

Height measurements of Dorso E are taken with the pneumatic lift in the lowest position. All dimensions are in inches and approximate and are subject to change without notice. Contact Customer Service if dimensions are critical.

## DORSO T-LINE | DIMENSIONS & COM REQUIREMENTS

Dorso T - a strikingly modern chair design, provides a level of long term sitting comfort and support.

Model Number		Overall Width	Overall Depth	Overall Height	Seat Height Min/Max	Height of Arms from Floor	Width between Arms	Height Range	Seat Depth	Shipping Weight	Cube	COM Yardage
DTC1-HB/DTS1-HB/	Fixed	25.25	24	49	16.75-21.375	27.5-30.25	20	46-51	18	44	19	2
	Adjustable	25.5	24	49	16.75-21.375	26-34	20	46-51	18	44	19	2
	Armless	20.5	24	49	16.75-21.375	N/A	N/A	46-51	18	40	19	2
DTB1-HB	Fixed	25.25	24	49	16.75-21.375	27.5-30.25	20	46-51	18	44	19	2
	Adjustable	25.5	24	49	16.75-21.375	26-34	20	46-51	18	44	19	2
	Armless	20.5	24	49	16.75-21.375	N/A	N/A	46-51	18	37	19	2
DTC1-MB/DTS1-MB	Fixed	25.25	24	42	16.75-21.375	27.5-30.25	20	39-44	18	41	16	1.8
DTB1-MB	Adjustable	25.5	24	42	16.75-21.375	26-34	20	39-44	18	41	16	1.8
	Armless	20.5	24	49	16.75-21.375	N/A	N/A	39-44	18	37	16	1.8

### DORSO | T-LINE



**Note:** Some vinyls, leathers and upholsteries are not suitable for application on Dorso T seating. For vinyls, please submit a sample to Customer Service for pre-approval process at time of order.





**The pre-approval process is as follows:**

1. A sample of the COM must be provided to Krug Customer Service prior to or at time of order.
2. The sample will be reviewed and the customer advised if the fabric is unsuitable.
3. The COM fabric or leather itself will be inspected when received at the factory, to identify and further concerns with its suitability.

#### OPTIONS

Height measurements of Dorso T are taken with the pneumatic lift in the lowest position. All dimensions are in inches and approximate and are subject to change without notice. Contact Customer Service if dimensions are critical.

**DORSO E-LINE | MID BACK**

DESCRIPTION/MODEL		COM		COL		FABRIC GRADES			LEATHER		
		1	2	3	4	5	6	7	8	9	
	Fixed Back; Fixed Arms - Synchro										
	DEC1-M111C	1371	1435	1495	1580	1675	1781	1915	2059	2217	
	DES1-M111S	1311	1371	1433	1513	1611	1729	1852	1993	2150	
	DEB1-M111B	1145	1206	1268	1348	1443	1562	1687	1829	1987	
	Fixed Back; Fixed Arms - Synchro/Seat Slider										
	DEC1-M112C	1446	1510	1569	1654	1750	1857	1989	2133	2293	
	DES1-M112S	1386	1446	1509	1588	1687	1803	1927	2069	2229	
	DEB1-M112B	1221	1281	1342	1422	1519	1636	1761	1904	2062	
		Fixed Back; Adjustable Arms - Synchro									
DEC1-M121C		1566	1627	1690	1772	1869	1974	2107	2249	2411	
DES1-M121S		1461	1528	1588	1666	1766	1871	2005	2147	2306	
DEB1-M121B		1295	1355	1417	1496	1594	1713	1836	1980	2136	
Fixed Back; Adjustable Arms - Synchro/Seat Slider											
DEC1-M122C		1642	1703	1766	1848	1943	2052	2184	2325	2486	
DES1-M122S		1537	1603	1663	1745	1840	1945	2081	2222	2383	
DEB1-M122B		1371	1432	1493	1573	1670	1790	1911	2056	2213	
		Fixed Back; Fixed Arms (Leather/Fabric Pad) - Synchro									
	DEC1-M131C	1583	1652	1722	1812	1916	2031	2171	2335	2494	
	DES1-M131S	1521	1589	1660	1747	1852	1975	2107	2272	2430	
	Fixed Back; Fixed Arms (Leather/Fabric Pad) - Synchro/Seat Slider										
	DEC1-M132C	1659	1729	1796	1887	1991	2106	2245	2410	2569	
	DES1-M132S	1597	1664	1733	1821	1927	2053	2258	2346	2505	
		Fixed Back; Armless - Synchro									
		DEC1-M101C	1281	1344	1408	1485	1584	1701	1823	1966	2128
		DES1-M101S	1160	1222	1284	1363	1463	1579	1701	1846	2004
DEB1-M101B		1092	1155	1219	1295	1395	1510	1633	1778	1936	
Fixed Back; Armless - Synchro/Seat Slider											
DEC1-M102C		1355	1420	1482	1561	1660	1775	1899	2042	2202	
DES1-M102S		1236	1296	1361	1439	1539	1652	1775	1921	2079	
DEB1-M102B		1168	1229	1293	1371	1470	1585	1707	1853	2010	

**Each chair features the Synchro Tilt mechanism**





\*The finish applies to exposed metal elements specified for the chair: chair base, fixed and adjustable arm accents.

**ORDERING NOTES:** The upholstered cantilever arm is available for use with leather and upholstery in the Polished Chrome and Silver Metallic arm only. Optional soft wheel casters are available at an upcharge of **\$61 list**. CAL 133 and Moisture Barrier options are available for an upcharge of **\$61 list per yard**.

**PRODUCT CODE KEY**

Line	Series	Back Style	Back Adjustment	Arm Style	Mechanism	Base
DEC	1	M	1	0	1	C
Dorso E-Line (Polished Chrome)	Management, Task & Conference Seating	Mid Back	Fixed	Armless	Synchro	Chrome Base
DES		H	2	1	2	S
Dorso E-Line (Silver Metallic)		High Back	Adjustable	Fixed Cantilever	Synchro/ Seat Slider	Silver Metallic Base
DEB				2		B
Dorso E-Line (Black)				Adjustable		Black Base
				3		
				Fixed Cantilever (Upholstered)		

**DORSO E-LINE | MID BACK**

DESCRIPTION/MODEL		COM	COL		FABRIC GRADES			LEATHER		
		1	2	3	4	5	6	7	8	9
	Adjustable Back; Fixed Arms - Synchro									
	DEC1-M211C	1399	1464	1527	1609	1705	1812	1943	2088	2247
	DES1-M211S	1341	1399	1463	1542	1641	1758	1882	2025	2184
	DEB1-M211B	1174	1236	1296	1378	1475	1591	1717	1859	2017
	Adjustable Back; Fixed Arms - Synchro/Seat Slider									
	DEC1-M212C	1478	1540	1600	1685	1780	1887	2019	2163	2321
	DES1-M212S	1415	1478	1539	1618	1717	1833	1958	2100	2258
	DEB1-M212B	1250	1311	1372	1454	1549	1666	1792	1935	2091
	Adjustable Back; Adjustable Arms - Synchro									
	DEC1-M221C	1597	1659	1720	1802	1899	2005	2136	2279	2441
	DES1-M221S	1491	1559	1618	1697	1795	1900	2034	2177	2337
	DEB1-M221B	1325	1386	1449	1528	1625	1745	1866	2009	2166
	Adjustable Back; Adjustable Arms - Synchro/Seat Slider									
	DEC1-M222C	1672	1732	1795	1877	1974	2081	2213	2355	2515
	DES1-M222S	1566	1633	1693	1773	1871	1975	2110	2252	2412
	DEB1-M222B	1399	1461	1522	1603	1701	1819	1940	2086	2243
	Adjustable Back; Fixed Arms (Leather/Fabric Pad) - Synchro									
	DEC1-M231C	1612	1683	1752	1842	1945	2061	2200	2365	2524
	DES1-M231S	1554	1619	1689	1775	1882	2007	2136	2302	2459
	Adjustable Back; Fixed Arms (Leather/Fabric Pad) - Synchro/Seat Slider									
	DEC1-M232C	1688	1758	1827	1917	2021	2135	2275	2440	2599
	DES1-M232S	1627	1694	1765	1852	1958	2082	2213	2377	2535
		Adjustable Back; Armless - Synchro								
DEC1-M201C		1311	1373	1437	1515	1613	1731	1854	1997	2158
DES1-M201S		1190	1252	1315	1394	1493	1608	1731	1875	2033
DEB1-M201B		1122	1185	1248	1325	1424	1540	1663	1807	1965
Adjustable Back; Armless - Synchro/Seat Slider										
DEC1-M202C		1386	1450	1512	1590	1689	1806	1930	2071	2232
DES1-M202S		1267	1327	1391	1467	1567	1683	1806	1951	2109
DEB1-M202B		1198	1258	1323	1399	1499	1615	1737	1883	2041

**Each chair features the Synchro Tilt mechanism**


\*The finish applies to exposed metal elements specified for the chair: chair base, fixed and adjustable arm accents.


**ORDERING NOTES:** The upholstered cantilever arm is available for use with leather and upholstery in the Polished Chrome and Silver Metallic arm only. Optional soft wheel casters are available at an upcharge of **\$61 list**. CAL 133 and Moisture Barrier options are available for an upcharge of **\$61 list per yard**.


**PRODUCT CODE KEY**

Line	Series	Back Style	Back Adjustment	Arm Style	Mechanism	Base
DEC Dorso E-Line (Polished Chrome)	1 Management, Task & Conference Seating	M Mid Back	1 Fixed	0 Armless	1 Synchro	C Chrome Base
DES Dorso E-Line (Silver Metallic)		H High Back	2 Adjustable	1 Fixed Cantilever	2 Synchro/ Seat Slider	S Silver Metallic Base
DEB Dorso E-Line (Black)				2 Adjustable		B Black Base
				3 Fixed Cantilever (Upholstered)		

**DORSO E-LINE | HIGH BACK**

DESCRIPTION/MODEL		COM		COL	FABRIC GRADES			LEATHER		
		1	2	3	4	5	6	7	8	9
	Fixed Back; Fixed Arms - Synchro									
	DEC1-H111C	1415	1494	1579	1685	1808	1961	2138	2342	2563
	DES1-H111S	1355	1433	1515	1622	1747	1896	2077	2278	2503
	DEB1-H111B	1174	1252	1336	1441	1564	1717	1896	2098	2320
	Fixed Back; Fixed Arms - Synchro/Seat Slider									
	DEC1-H112C	1491	1568	1652	1759	1885	2037	2214	2418	2639
	DES1-H112S	1432	1509	1590	1697	1821	1971	2150	2354	2577
	DEB1-H112B	1250	1327	1411	1517	1641	1792	1971	2173	2397

	Fixed Back; Adjustable Arms - Synchro								
	DEC1-H121C	1612	1690	1772	1880	2004	2156	2332	2528
	DES1-H121S	1554	1632	1713	1818	1942	2091	2270	2468
	DEB1-H121B	1371	1452	1533	1635	1764	1911	2089	2289
	Fixed Back; Adjustable Arms - Synchro/Seat Slider								
	DEC1-H122C	1688	1766	1848	1957	2079	2230	2407	2604
	DES1-H122S	1627	1706	1790	1893	2018	2166	2345	2543
	DEB1-H122B	1446	1527	1608	1711	1837	1987	2164	2363

	Fixed Back; Fixed Arms (Leather/Fabric Pad) - Synchro								
	DEC1-H131C	1627	1711	1803	1917	2052	2209	2396	2617
	DES1-H131S	1566	1650	1740	1855	1987	2145	2333	2556
	Fixed Back; Fixed Arms (Leather/Fabric Pad) - Synchro/Seat Slider								
	DEC1-H132C	1703	1789	1878	1992	2126	2283	2470	2694
	DES1-H132S	1642	1725	1818	1932	2062	2219	2409	2632

**Each chair features the Synchro Tilt mechanism**




\*The finish applies to exposed metal elements specified for the chair: chair base, fixed and adjustable arm accents.

**ORDERING NOTES:** The upholstered cantilever arm is available for use with leather and upholstery in the Polished Chrome and Silver Metallic arm only. Optional soft wheel casters are available at an upcharge of **\$61 list**. CAL 133 and Moisture Barrier options are available for an upcharge of **\$61 list per yard**.

**PRODUCT CODE KEY**

Line	Series	Back Style	Back Adjustment	Arm Style	Mechanism	Base
DEC	1	M	1	0	1	C
Dorso E-Line (Polished Chrome)	Management, Task & Conference Seating	Mid Back	Fixed	Armless	Synchro	Chrome Base
DES		H	2	1	2	S
Dorso E-Line (Silver Metallic)		High Back	Adjustable	Fixed Cantilever	Synchro/ Seat Slider	Silver Metallic Base
DEB				2		B
Dorso E-Line (Black)				Adjustable		Black Base
				3		
				Fixed Cantilever (Upholstered)		

**DORSO E-LINE | HIGH BACK**

DESCRIPTION/MODEL	COM	COL		FABRIC GRADES			LEATHER			
	1	2	3	4	5	6	7	8	9	
	Adjustable Back; Fixed Arms - Synchro									
	DEC1-H211C	1446	1525	1608	1716	1838	1991	2170	2371	2592
	DES1-H211S	1386	1463	1545	1652	1775	1927	2107	2307	2532
	DEB1-H211B	1206	1282	1365	1472	1594	1747	1927	2130	2349
	Adjustable Back; Fixed Arms - Synchro/Seat Slider									
	DEC1-H212C	1521	1599	1683	1791	1915	2066	2244	2447	2670
	DES1-H212S	1461	1539	1621	1729	1852	2003	2184	2384	2608
	DEB1-H212B	1281	1356	1440	1546	1670	1821	2003	2203	2427
		Adjustable Back; Adjustable Arms - Synchro								
DEC1-H221C		1642	1720	1802	1909	2033	2185	2362	2557	2789
DES1-H221S		1583	1662	1745	1848	1972	2122	2300	2499	2728
DEB1-H221B		1399	1482	1562	1665	1793	1940	2118	2318	2546
Adjustable Back; Adjustable Arms - Synchro/Seat Slider										
DEC1-H222C		1718	1795	1877	1986	2109	2260	2438	2633	2865
DES1-H222S		1659	1736	1819	1922	2046	2198	2375	2573	2804
DEB1-H222B		1478	1557	1636	1740	1867	2017	2194	2394	2623
		Adjustable Back; Fixed Arms (Leather/Fabric Pad) - Synchro								
	DEC1-H231C	1659	1745	1833	1948	2081	2240	2424	2648	2870
	DES1-H231S	1597	1681	1772	1886	2017	2174	2363	2586	2808
	Adjustable Back; Fixed Arms (Leather/Fabric Pad) - Synchro/Seat Slider									
	DEC1-H232C	1732	1819	1908	2023	2157	2316	2500	2723	2945
	DES1-H232S	1672	1757	1848	1961	2091	2249	2439	2660	2884

**Each chair features the Synchro Tilt mechanism**

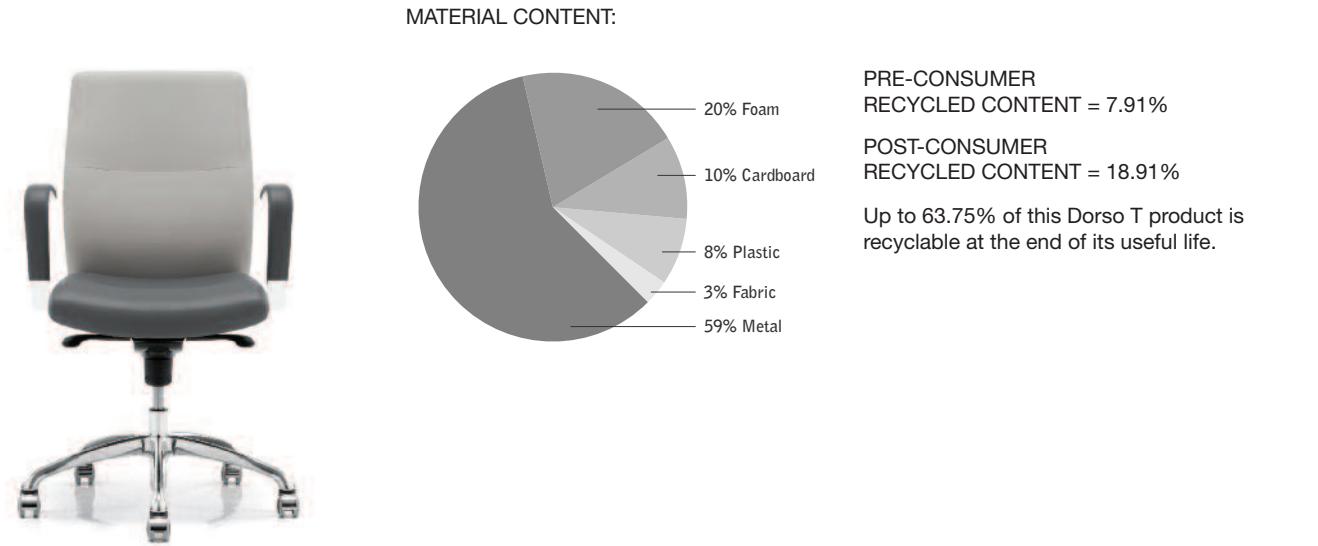
\*The finish applies to exposed metal elements specified for the chair: chair base, fixed and adjustable arm accents.

**ORDERING NOTES:** The upholstered cantilever arm is available for use with leather and upholstery in the Polished Chrome and Silver Metallic arm only. Optional soft wheel casters are available at an upcharge of **\$61 list**. CAL 133 and Moisture Barrier options are available for an upcharge of **\$61 list per yard**. Please see Page 34 for more information.

**PRODUCT CODE KEY**

Line	Series	Back Style	Back Adjustment	Arm Style	Mechanism	Base
DEC Dorso E-Line (Polished Chrome)	1 Management, Task & Conference Seating	M Mid Back	1 Fixed	0 Armless	1 Synchro	C Chrome Base
DES Dorso E-Line (Silver Metallic)		H High Back	2 Adjustable	1 Fixed Cantilever	2 Synchro/ Seat Slider	S Silver Metallic Base
DEB Dorso E-Line (Black)				2 Adjustable		B Black Base
				3 Fixed Cantilever (Upholstered)		

LEED CI CREDITS



CONTRIBUTES TO		
CREDIT 2.1 - 2.2	Construction Waste Management	1-2 point(s)
CREDIT 3.3	Resource Reuse	1 point
CREDIT 4.1	Recycled Content	1 point
CREDIT 4.2	Recycled Content	1 point
CREDIT 4.5	Low Emitting Materials, Systems & Seating	1 point
CREDIT 5.1	Regional Materials*	1 point

\*This credit is only applicable if in total 20% of the combined value of the procurement of construction materials and in the furniture are manufactured within a radius of 500 miles. This credit will apply if the installation of the finished product occurs within 500 miles of Kitchener, Ontario.

level® CERTIFICATION & AIR EMISSIONS CERTIFICATION






**level® CERTIFICATION**  
BIFMA's e3 Furniture Sustainability Standard is a voluntary, multi-attribute standard that measures the degree of sustainability of furniture. This standard evaluates product and company environmental attributes and compliance systems in a wide range of elements which include Materials, Energy & Atmosphere, Human & Ecosystem Health and Social Responsibility. Dorso products have earned level®, BIFMA's sustainability certification program for furniture, certification through third-party verification against the e3 standard.



**AIR EMISSIONS**  
All Dorso products are supplied air-emissions certified. Contact customer service for information.

**DORSO T-LINE | MID BACK**

DESCRIPTION/MODEL	COM		COL	FABRIC GRADES			LEATHER			
	1	2	3	4	5	6	7	8	9	
	Fixed Back; Fixed Arms - Synchro									
	DTC1-M111C	1260	1320	1378	1454	1541	1639	1761	1894	2039
	DTS1-M111S	1206	1260	1319	1392	1482	1589	1704	1835	1981
	DTB1-M111B	1055	1109	1166	1240	1328	1438	1549	1683	1827
	Fixed Back; Fixed Arms - Synchro/Seat Slider									
	DTC1-M112C	1337	1395	1454	1528	1617	1716	1836	1967	2114
	DTS1-M112S	1281	1337	1394	1466	1557	1664	1779	1909	2058
	DTB1-M112B	1129	1185	1242	1313	1407	1513	1625	1758	1902
	Fixed Back; Adjustable Arms - Synchro									
	DTC1-M121C	1441	1496	1556	1631	1720	1818	1938	2069	2218
	DTS1-M121S	1344	1408	1461	1534	1623	1722	1846	1975	2122
	DTB1-M121B	1192	1248	1306	1378	1466	1576	1689	1821	1965
	Fixed Back; Adjustable Arms - Synchro/Seat Slider									
	DTC1-M122C	1517	1573	1631	1705	1795	1893	2013	2145	2294
	DTS1-M122S	1420	1482	1537	1609	1698	1796	1921	2053	2198
	DTB1-M122B	1268	1323	1380	1454	1542	1650	1765	1896	2041
	Fixed Back; Armless - Synchro									
	DTC1-M101C	1179	1237	1293	1366	1457	1564	1678	1809	1958
	DTS1-M101S	1067	1123	1182	1254	1347	1452	1564	1697	1843
	DTB1-M101B	1006	1063	1118	1192	1283	1390	1503	1635	1780
	Fixed Back; Armless - Synchro/Seat Slider									
	DTC1-M102C	1253	1312	1369	1441	1533	1641	1753	1886	2018
	DTS1-M102S	1142	1200	1257	1330	1421	1527	1641	1773	1920
	DTB1-M102B	1081	1138	1194	1268	1358	1464	1579	1711	1855

**Each chair features the Synchro Tilt mechanism**

\*The finish applies to exposed metal elements specified for the chair: chair base, fixed and adjustable arm accents.

**ORDERING NOTES**

Dorso T-Line versions are available without back metal accent detail. Please contact Customer Service for ordering information.

Optional soft wheel casters are available at an upcharge of **\$61 list**. CAL 133 and Moisture Barrier options are available for an upcharge of **\$61 list per yard**. Please see Page 34 for more information.

The upholstered cantilever arm is available for use with leather and upholstery in the polished chrome and silver metal arm only.




Upcharge for Fixed Cantilever Upholstered cap:

GR1/COM	GR2	GR3	GR4	GR5	GR6	GR7	GR8	GR9
213	220	228	234	243	249	258	278	287

**PRODUCT CODE KEY**

Line	Series	Back Style	Back Adjustment	Arm Style	Mechanism	Base
<b>DTC</b> Dorso T-Line (Polished Chrome)	<b>1</b> Management, Task & Conference Seating	<b>M</b> Mid Back	<b>1</b> Fixed	<b>0</b> Armless	<b>1</b> Synchro	<b>C</b> Chrome Base
<b>DTS</b> Dorso T-Line (Silver Metallic)		<b>H</b> High Back	<b>2</b> Adjustable	<b>1</b> Fixed Cantilever	<b>2</b> Synchro/ Seat Slider	<b>S</b> Silver Metallic Base
<b>DTB</b> Dorso T-Line (Black)				<b>2</b> Adjustable		<b>B</b> Black Base
				<b>3</b> Fixed Cantilever Upholstered		

**DORSO T-LINE | MID BACK**

DESCRIPTION/MODEL		COM		COL		FABRIC GRADES			LEATHER	
		1	2	3	4	5	6	7	8	9
	Adjustable Back; Fixed Arms - Synchro									
	DTC1-M211C	1291	1348	1407	1482	1567	1666	1791	1921	2067
	DTS1-M211S	1234	1291	1347	1420	1510	1618	1731	1862	2008
	DTB1-M211B	1083	1137	1193	1268	1356	1464	1580	1710	1855
	Adjustable Back; Fixed Arms - Synchro/Seat Slider									
	DTC1-M212C	1365	1422	1481	1557	1645	1745	1864	1995	2143
	DTS1-M212S	1309	1365	1421	1494	1585	1693	1806	1937	2084
	DTB1-M212B	1158	1211	1269	1342	1433	1540	1654	1783	1932
	Adjustable Back; Adjustable Arms - Synchro									
	DTC1-M221C	1467	1525	1584	1659	1748	1846	1965	2098	2245
	DTS1-M221S	1372	1433	1488	1562	1652	1749	1872	2004	2149
	DTB1-M221B	1221	1275	1332	1408	1495	1603	1718	1849	1993
	Adjustable Back; Adjustable Arms - Synchro/Seat Slider									
	DTC1-M222C	1543	1599	1660	1732	1822	1921	2041	2173	2320
	DTS1-M222S	1449	1509	1563	1636	1729	1823	1948	2079	2226
	DTB1-M222B	1295	1350	1409	1482	1569	1678	1793	1923	2069
	Adjustable Back; Armless - Synchro									
	DTC1-M201C	1208	1268	1323	1396	1486	1594	1707	1840	1987
	DTS1-M201S	1098	1155	1213	1284	1377	1482	1594	1729	1874
	DTB1-M201B	1036	1092	1149	1222	1313	1420	1533	1665	1809
	Adjustable Back; Armless - Synchro/Seat Slider									
	DTC1-M202C	1283	1342	1397	1472	1562	1670	1782	1916	2074
	DTS1-M202S	1172	1229	1290	1361	1452	1557	1670	1803	1949
	DTB1-M202B	1111	1168	1224	1296	1390	1494	1608	1740	1886

**Each chair features the Synchro Tilt mechanism**

\*The finish applies to exposed metal elements specified for the chair: chair base, fixed and adjustable arm accents.

**ORDERING NOTES**

Dorso T-Line versions are available without back metal accent detail. Please contact Customer Service for ordering information.

Optional soft wheel casters are available at an upcharge of **\$61 list**. CAL 133 and Moisture Barrier options are available for an upcharge of **\$61 list per yard**. Please see Page 34 for more information.

The upholstered cantilever arm is available for use with leather and upholstery in the polished chrome and silver metal arm only.




Upcharge for Fixed Cantilever Upholstered cap:

GR1/COM	GR2	GR3	GR4	GR5	GR6	GR7	GR8	GR9
213	220	228	234	243	249	258	278	287

**PRODUCT CODE KEY**

Line	Series	Back Style	Back Adjustment	Arm Style	Mechanism	Base
<b>DTC</b> Dorso T-Line (Polished Chrome)	<b>1</b> Management, Task & Conference Seating	<b>M</b> Mid Back	<b>1</b> Fixed	<b>0</b> Armless	<b>1</b> Synchro	<b>C</b> Chrome Base
<b>DTS</b> Dorso T-Line (Silver Metallic)		<b>H</b> High Back	<b>2</b> Adjustable	<b>1</b> Fixed Cantilever	<b>2</b> Synchro/ Seat Slider	<b>S</b> Silver Metallic Base
<b>DTB</b> Dorso T-Line (Black)				<b>2</b> Adjustable		<b>B</b> Black Base
				<b>3</b> Fixed Cantilever Upholstered		

**DORSO T-LINE | HIGH BACK**

DESCRIPTION/MODEL	COM	FABRIC GRADES					LEATHER			
	1	2	3	4	5	6	7	8	9	
	Fixed Back; Fixed Arms - Synchro									
	DTC1-H111C	1305	1377	1452	1549	1664	1804	1966	2157	2360
	DTS1-H111S	1248	1319	1395	1493	1606	1746	1911	2097	2302
	DTB1-H111B	1083	1152	1228	1325	1440	1580	1746	1932	2135
	Fixed Back; Fixed Arms - Synchro/Seat Slider									
	DTC1-H112C	1379	1452	1527	1625	1739	1880	2042	2231	2434
	DTS1-H112S	1323	1394	1470	1567	1681	1820	1987	2172	2377
	DTB1-H112B	1158	1228	1305	1399	1515	1654	1820	2007	2211
	Fixed Back; Adjustable Arms - Synchro									
	DTC1-H121C	1483	1556	1631	1730	1843	1984	2145	2325	2538
	DTS1-H121S	1428	1499	1576	1672	1790	1924	2088	2272	2484
	DTB1-H121B	1260	1336	1411	1506	1621	1758	1922	2105	2317
	Fixed Back; Adjustable Arms - Synchro/Seat Slider									
	DTC1-H122C	1559	1631	1705	1804	1920	2059	2219	2400	2613
	DTS1-H122S	1504	1576	1650	1748	1863	2000	2163	2346	2558
	DTB1-H122B	1337	1411	1485	1582	1695	1833	2012	2178	2392
	Fixed Back; Armless - Synchro									
	DTC1-H101C	1213	1284	1361	1460	1575	1716	1877	2065	2269
	DTS1-H101S	1098	1168	1245	1342	1456	1592	1761	1945	2149
	DTB1-H101B	1031	1100	1174	1273	1387	1527	1692	1878	2084
	Fixed Back; Armless - Synchro/Seat Slider									
	DTC1-H102C	1290	1361	1437	1535	1649	1791	1954	2140	2343
	DTS1-H102S	1172	1244	1320	1417	1531	1669	1836	2021	2226
	DTB1-H102B	1106	1174	1250	1349	1463	1600	1767	1956	2159

**Each chair features the Synchro Tilt mechanism**

\*The finish applies to exposed metal elements specified for the chair: chair base, fixed and adjustable arm accents.

**ORDERING NOTES**

Dorso T-Line versions are available without back metal accent detail. Please contact Customer Service for ordering information.

Optional soft wheel casters are available at an upcharge of **\$61 list**. CAL 133 and Moisture Barrier options are available for an upcharge of **\$61 list per yard**. Please see Page 34 for more information.

The upholstered cantilever arm is available for use with leather and upholstery in the polished chrome and silver metal arm only.




Upcharge for Fixed Cantilever Upholstered cap:

GR1/COM	GR2	GR3	GR4	GR5	GR6	GR7	GR8	GR9
213	220	228	234	243	249	258	278	287

**PRODUCT CODE KEY**

Line	Series	Back Style	Back Adjustment	Arm Style	Mechanism	Base
<b>DTC</b> Dorso T-Line (Polished Chrome)	<b>1</b> Management, Task & Conference Seating	<b>M</b> Mid Back	<b>1</b> Fixed	<b>0</b> Armless	<b>1</b> Synchro	<b>C</b> Chrome Base
<b>DTS</b> Dorso T-Line (Silver Metallic)		<b>H</b> High Back	<b>2</b> Adjustable	<b>1</b> Fixed Cantilever	<b>2</b> Synchro/ Seat Slider	<b>S</b> Silver Metallic Base
<b>DTB</b> Dorso T-Line (Black)				<b>2</b> Adjustable		<b>B</b> Black Base
				<b>3</b> Fixed Cantilever Upholstered		

**DORSO T-LINE | HIGH BACK**

DESCRIPTION/MODEL	COM		COL	FABRIC GRADES			LEATHER			
	1	2	3	4	5	6	7	8	9	
	Adjustable Back; Fixed Arms - Synchro									
	DTC1-H211C	1330	1403	1481	1579	1692	1832	1995	2184	2385
	DTS1-H211S	1275	1347	1422	1519	1634	1773	1938	2124	2331
	DTB1-H211B	1187	1257	1335	1432	1545	1685	1850	2037	2242
	Adjustable Back; Fixed Arms - Synchro/Seat Slider									
	DTC1-H212C	1408	1480	1556	1652	1767	1907	2070	2258	2461
	DTS1-H212S	1350	1421	1496	1594	1710	1849	2013	2199	2406
DTB1-H212B	1264	1335	1410	1508	1621	1759	1924	2112	2317	
	Adjustable Back; Adjustable Arms - Synchro									
	DTC1-H221C	1512	1584	1659	1758	1871	2009	2173	2353	2567
	DTS1-H221S	1456	1530	1603	1698	1817	1954	2115	2298	2511
	DTB1-H221B	1292	1365	1440	1535	1650	1790	1954	2134	2346
	Adjustable Back; Adjustable Arms - Synchro/Seat Slider									
	DTC1-H222C	1587	1660	1732	1833	1945	2086	2248	2428	2641
	DTS1-H222S	1531	1605	1678	1774	1891	2029	2192	2374	2586
DTB1-H222B	1366	1440	1515	1611	1725	1863	2029	2209	2421	
	Adjustable Back; Armless - Synchro									
	DTC1-H201C	1244	1315	1391	1489	1605	1746	1907	2094	2298
	DTS1-H201S	1127	1198	1275	1372	1485	1623	1792	1975	2179
	DTB1-H201B	1059	1131	1206	1305	1417	1557	1722	1908	2113
	Adjustable Back; Armless - Synchro/Seat Slider									
	DTC1-H202C	1319	1391	1465	1564	1680	1820	1984	2171	2374
	DTS1-H202S	1203	1273	1350	1449	1561	1698	1866	2053	2257
DTB1-H202B	1136	1206	1281	1379	1493	1632	1796	1985	2189	

**Each chair features the Synchro Tilt mechanism**

\*The finish applies to exposed metal elements specified for the chair: chair base, fixed and adjustable arm accents.

**ORDERING NOTES**

Dorso T-Line versions are available without back metal accent detail. Please contact Customer Service for ordering information.

Optional soft wheel casters are available at an upcharge of **\$61 list**. CAL 133 and Moisture Barrier options are available for an upcharge of **59 list per yard**. Please see Page 34 for more information.

The upholstered cantilever arm is available for use with leather and upholstery in the polished chrome and silver metal arm only.

Upcharge for Fixed Cantilever Upholstered cap:

GR1/COM	GR2	GR3	GR4	GR5	GR6	GR7	GR8	GR9
213	220	228	234	243	249	258	278	287

**PRODUCT CODE KEY**

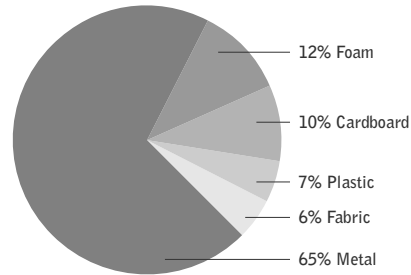
Line	Series	Back Style	Back Adjustment	Arm Style	Mechanism	Base
<b>DTC</b> Dorso T-Line (Polished Chrome)	<b>1</b> Management, Task & Conference Seating	<b>M</b> Mid Back	<b>1</b> Fixed	<b>0</b> Armless	<b>1</b> Synchro	<b>C</b> Chrome Base
<b>DTS</b> Dorso T-Line (Silver Metallic)		<b>H</b> High Back	<b>2</b> Adjustable	<b>1</b> Fixed Cantilever	<b>2</b> Synchro/ Seat Slider	<b>S</b> Silver Metallic Base
<b>DTB</b> Dorso T-Line (Black)				<b>2</b> Adjustable		<b>B</b> Black Base
				<b>3</b> Fixed Cantilever Upholstered		

# DORSO WEAVE | ENVIRONMENTAL SUMMARY

## LEED CI CREDITS



### MATERIAL CONTENT:



PRE-CONSUMER  
RECYCLED CONTENT = 11.32%

POST-CONSUMER  
RECYCLED CONTENT = 21.48%

Up to 74.04% of this Dorso Weave product is recyclable at the end of its useful life.

### CONTRIBUTES TO

CREDIT 2.1 - 2.2	Construction Waste Management	1-2 point(s)
CREDIT 3.3	Resource Reuse	1 point
CREDIT 4.1	Recycled Content	1 point
CREDIT 4.2	Recycled Content	1 point
CREDIT 4.5	Low Emitting Materials, Systems & Seating	1 point
CREDIT 5.1	Regional Materials*	1 point

\*This credit is only applicable if in total 20% of the combined value of the procurement of construction materials and in the furniture are manufactured within a radius of 500 miles. This credit will apply if the installation of the finished product occurs within 500 miles of Kitchener, Ontario.

## level® CERTIFICATION & AIR EMISSIONS CERTIFICATION



### level® CERTIFICATION

BIFMA's e3 Furniture Sustainability Standard is a voluntary, multi-attribute standard that measures the degree of sustainability of furniture. This standard evaluates product and company environmental attributes and compliance systems in a wide range of elements which include Materials, Energy & Atmosphere, Human & Ecosystem Health and Social Responsibility. Dorso products have earned level®, BIFMA's sustainability certification program for furniture, certification through third-party verification against the e3 standard.



### AIR EMISSIONS

All Dorso products are supplied air-emissions certified. Contact customer service for information.

## DORSO WEAVE | FEATURES



### ARM STYLES

Optional fixed cantilever or an adjustable black arm constructed of die cast metal with textured plastic arm pads. The adjustable arms feature seven height adjustment positions, with a total adjustment range of 2.75". All Dorso models are also available in armless versions.

### S-LINE

Fixed cantilever and adjustable arms are available in Black, Silver Metallic or Polished Chrome accent finishes to match metal base. The fixed arm is also available in black textured plastic and upholstered fabric/leather version.

### N-LINE

Fixed cantilever and adjustable arms are available in black textured plastic only.



### BASE STYLES

Dorso seating features injection molded, glass reinforced black nylon bases with dual wheel casters. Dorso seating features optional Silver Metallic or Polished Chrome finish. S-Line models feature steel upper and lower seat back exposed frame rail available in Silver Metallic or Polished Chrome finish.



### DORSO CONTROLS

All Dorso S-Line and N-Line tilters come with a synchro tilt mechanism. The tilt adjustment range offers five recline-lock positions, as well as free flowing movement. The forward pivot of the mechanism allows the back and the seat to articulate synchronously in a 2:1 ratio, so that upward tilt of the seat is minimized as the back reclines.

### SEAT HEIGHT

In the seated position, a pull upwards on the height adjustment lever located under the seat of the user's right side adjusts the height up or down with a total height range of 4.5".

### BACK TENSION

Back tension on the mechanism is controlled with an adjustment knob under the seat. It has been designed to provide a range of back tension adjustment suitable for users of varying sizes and preferences.

### SEAT SLIDER

All Dorso tilters are available with an optional seat slider mechanism featuring a 2" range of adjustment front to back when seated. The lever to activate this feature is located under the seat of the user's right side and is activated by an upward pull of the lever.

### BACK HEIGHT

Back height adjustment is a standard feature on S-Line chairs, and an option on N-Line chairs. It offers an adjustment range of 11 positions, over a 2" range of movement. Back height adjustment is operated while in the seated position, by placing the right hand on the right bottom of the chair back, and the left hand on the left bottom of the chair back. The back is lifted and clicked into the desired height. Raising the back to the highest position releases the back height lock so it can be lowered.

### BACK COLOR OPTIONS

Black • Warm Grey • Tan • Soft Beige • Winter White




## DIMENSIONS & COM REQUIREMENTS

		Overall Width	Overall Depth	Overall Height	Seat Height	Height of Arms from Floor	Width between Arms	Seat Depth	Shipping Weight	Cube	COM Yardage
S-LINE MID BACK	Fixed	24.5	22.5	42.5	18-22	27-30.5	20	18	51	15	0.75
	Adjustable	25	22.5	42.5	18-22	25.5-32	19.5	18	51	15	0.75
	Armless	19.5	22.5	42.5	18-22	N/A	N/A	18	46	15	0.75
S-LINE HIGH BACK	Fixed	24.5	22.5	47	18-22	27-30.5	20	18	52	18	0.75
	Adjustable	25	22.5	47	18-22	25.5-32	19.5	18	52	18	0.75
	Armless	19.5	22.5	47	18-22	N/A	N/A	18	47	18	0.75
S-LINE HIGH BACK with Headrest	Fixed	24.5	22.5	50.5	18-22	27-30.5	20	18	54	18	0.75
	Adjustable	25	22.5	50.5	18-22	25.5-32	19.5	18	54	18	0.75
N-LINE MID BACK	Fixed	24.5	21.5	41	18-22	27-30.5	20	18	50	15	0.75
	Adjustable	25	21.5	41	18-22	25.5-32	19.5	18	50	15	0.75
	Armless	19.5	21.5	41	18-22	N/A	N/A	18	45	15	0.75
N-LINE HIGH BACK	Fixed	24.5	21.5	45.5	18-22	27-30.5	20	18	51	18	0.75
	Adjustable	25	21.5	45.5	18-22	25.5-32	19.5	18	51	18	0.75
N-LINE HIGH BACK with Headrest	Fixed	24.5	21.5	50.5	18-22	27-30.5	20	18	53	19.5	0.75
	Adjustable	25	21.5	50.5	18-22	25.5-32	19.5	18	53	19.5	0.75

Note: Some vinyls, leathers and upholsteries are not suitable for application on Dorso seating. For information on COM approval process see Page 34 .

Height measurements of Dorso are taken with the pneumatic lift in the lowest position. All dimensions are in inches and approximate and are subject to change without notice. Contact Customer Service if dimensions are critical.

**DORSO WEAVE S-LINE | MID BACK**

DESCRIPTION/MODEL	COM		COL		FABRIC GRADES			LEATHER		
	1	2	3	4	5	6	7	8	9	
	FIXED ARMS (Black with metal accent)									
	DOS1-M2211M	1594	1611	1625	1649	1672	1695	1725	1758	1791
	Silver Metallic									
	DOS1-M2231M	1807	1831	1853	1883	1914	1945	1984	2035	2077
	Silver Metallic									
	DOC1-M2211M	1669	1687	1701	1723	1748	1769	1802	1832	1863
	Polished Chrome									
	DOC1-M2231M	1880	1906	1928	1958	1989	2018	2060	2109	2149
	Polished Chrome									
	ADJUSTABLE ARMS (Black with metal accent)									
	DOS1-M2221M	1533	1546	1562	1587	1609	1633	1663	1694	1724
	Silver Metallic									
	DOC1-M2221M	1611	1625	1642	1664	1689	1711	1745	1773	1804
	Polished Chrome									
	ARMLESS									
	DOS1-M2201M	1430	1443	1460	1484	1508	1531	1561	1591	1622
	Silver Metallic									
	DOC1-M2201M	1496	1513	1530	1554	1575	1598	1631	1661	1692
	Polished Chrome									

**ORDERING NOTES**

Dorso S-Line versions are available without the back metal accent detail. Please contact Customer Service for ordering information.

Seat slider option is available on all tilter chair models at an upcharge of **\$77 list**.

Clearly indicate on order fabric selection for seat and weave selection for back.

For jury base version of this chair, please add a 'J' for the base style at the end of the model number and add **\$74 list**.



CAL 133 and Moisture Barrier options are available for an upcharge of **\$61 list per yard**. Please see Page 34 for more information.

**PRODUCT CODE KEY**



Line	Series	Back Style	Back Adjustment	Back Details	Arm Style	Mechanism	Base
DOS	1	M	2	2	0	1	M
Dorso S-Line (Silver Metallic)	Management, Task & Conference Seating	Mid Back	Adjustment	No Headrest Weave	Armless	Synchro	Metal Base
DOC		H		3	1	2	J
Dorso S-Line (Polished Chrome)		High Back		Headrest (No trim) (High back only) Weave	Fixed Cantilever	Synchro/ Seat Slider	Jury Base
					2		
					Adjustable (Black)		
					3		
					Fixed Cantilever Upholstered		

SIN 33721 - Multi-Purpose Seating

DORSO WEAVE S-LINE | HIGH BACK

DESCRIPTION/MODEL	COM		COL	FABRIC GRADES			LEATHER		
	1	2		4	5	6	7	8	9
	FIXED ARMS (Black with metal accent)								
	DOS1-H2211M	1723 1739	1754	1778	1802	1823	1855	1886	1917
	Silver Metallic								
	DOS1-H2231M	1935 1959	1982	2012	2043	2073	2113	2163	2203
	DOC1-H2211M	1798 1817	1831	1854	1877	1900	1932	1963	1993
	Polished Chrome								
	DOC1-H2231M	2010 2035	2059	2088	2117	2149	2188	2241	2280
	ADJUSTABLE ARMS (Black with metal accent)								
	DOS1-H2221M	1663 1678	1694	1718	1740	1765	1795	1824	1857
	Silver Metallic								
	DOC1-H2221M	1740 1757	1772	1795	1819	1842	1872	1904	1935
	Polished Chrome								

DORSO WEAVE S-LINE | HIGH BACK WITH HEADREST

	FIXED ARMS (Black with metal accent)								
	DOS1-H2311M	1897 1912	1928	1954	1974	1999	2030	2061	2090
	Silver Metallic								
	DOS1-H2331M	2109 2132	2156	2187	2216	2248	2287	2337	2377
	Silver Metallic								
	DOC1-H2311M	1974 1989	2007	2030	2055	2074	2107	2136	2170
	Polished Chrome								
	ADJUSTABLE ARMS (Black with metal accent)								
	DOS1-H2321M	1837 1853	1867	1893	1915	1937	1967	2000	2031
	Silver Metallic								
	DOC1-H2321M	1915 1930	1945	1967	1992	2014	2045	2077	2109
	Polished Chrome								

ORDERING NOTES

Dorso S-Line versions are available without the back metal accent detail. Please contact Customer Service for ordering information.

Seat slider option is available on all tilt chair models at an upcharge of **\$77 list**.

Clearly indicate on order fabric selection for seat and weave selection for back.

For jury base version of this chair, please add a 'J' for the base style at the end of the model number and add **\$74 list**.




CAL 133 and Moisture Barrier options are available for an upcharge of **\$61 list per yard**. Please see Page 34 for more information.



PRODUCT CODE KEY

Line	Series	Back Style	Back Adjustment	Back Details	Arm Style	Mechanism	Base
DOS	1	M	2	2	0	1	M
Dorso S-Line (Silver Metallic)	Management, Task & Conference Seating	Mid Back	Adjustment	No Headrest Weave	Armless	Synchro	Metal Base
DOC		H		3	1	2	J
Dorso S-Line (Polished Chrome)		High Back		Headrest (No trim) (High back only) Weave	Fixed Cantilever	Synchro/Seat Slider	Jury Base
					2		
					Adjustable (Black)		
					3		
					Fixed Cantilever Upholstered		

**DORSO WEAVE N-LINE | MID BACK**

DESCRIPTION/MODEL		COM 1	2	COL 3	FABRIC GRADES 4 5 6			LEATHER 7 8		9
	FIXED ARMS (Black)									
	DON1-M1211B	1399	1415	1433	1456	1481	1503	1534	1563	1594
	No back adjustment									
	DON1-M2211B	1483	1496	1513	1537	1560	1584	1613	1646	1675
	ADJUSTABLE ARMS (Black)									
	DON1-M1221B	1341	1355	1372	1395	1417	1441	1472	1504	1535
	No back adjustment									
	DON1-M2221B	1420	1437	1452	1475	1496	1519	1554	1584	1613
	ARMLESS									
	DON1-M1201B	1236	1250	1267	1291	1312	1337	1366	1397	1430
	No back adjustment									
	DON1-M2201B	1306	1321	1337	1358	1383	1408	1438	1466	1498
	With back adjustment									

**ORDERING NOTES**

Dorso N-Line tilter models feature black bases and are available with an optional chrome base at an upcharge of **\$190**.

Seat slider option is available on all tilter chair models at an upcharge of **\$77 list**.

Clearly indicate on order fabric selection for seat. Only black weave is offered on Dorso N.

For jury base version of this chair, please add a 'J' for the base style at the end of the model number and **add \$74** to the list price.



CAL 133 and Moisture Barrier options are available for an upcharge of **\$61 list per yard**. See Page 34 for more information.

**PRODUCT CODE KEY**

Line	Series	Back Style	Back Adjustment	Back Details	Arm Style	Mechanism	Base
<b>DON</b>	<b>1</b>	<b>M</b>	<b>1</b>	<b>2</b>	<b>0</b>	<b>1</b>	<b>B</b>
Dorso N-Line	Management, Task & Conference Seating	Mid Back	No Adjustment	No Headrest Weave	Armless	Synchro	Black Base
		<b>H</b>	<b>2</b>	<b>3</b>	<b>1</b>	<b>2</b>	<b>J</b>
		High Back	Adjustment	Headrest (No trim) (High back only) Weave	Fixed (Black) Cantilever	Synchro/ Seat Slider	Jury Base
					<b>2</b>		
					Adjustable (Black)		

SIN 33721 - Multi-Purpose Seating

DORSO WEAVE N-LINE | HIGH BACK

DESCRIPTION/MODEL		COM		COL	FABRIC GRADES				LEATHER	
		1	2	3	4	5	6	7	8	9
	FIXED ARMS (Black)									
	DON1-H1211B	1566	1584	1598	1621	1646	1666	1698	1730	1761
	No back adjustment									
	DON1-H2211B	1646	1661	1675	1698	1722	1747	1775	1807	1838
		With back adjustment								
	ADJUSTABLE ARMS (Black)									
	DON1-H1221B	1508	1521	1539	1561	1585	1608	1639	1669	1701
	No back adjustment									
	DON1-H2221B	1584	1598	1613	1636	1661	1685	1716	1747	1775
		With back adjustment								

DORSO WEAVE N-LINE | HIGH BACK with Headrest

	FIXED ARMS (Black)									
	DON1-H1311B	1740	1757	1772	1795	1819	1842	1872	1904	1935
	No back adjustment									
	DON1-H2311B	1820	1835	1852	1874	1897	1921	1954	1984	2013
		With back adjustment								
	ADJUSTABLE ARMS (Black)									
	DON1-H1321B	1680	1695	1711	1735	1758	1780	1812	1843	1874
	No back adjustment									
	DON1-H2321B	1758	1773	1791	1812	1835	1859	1891	1921	1954
		With back adjustment								

Each chair features the Synchro Tilt mechanism

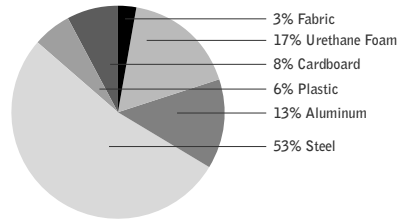
ORDERING NOTES

Dorso N-Line tilter models feature black bases and are available with an optional chrome base at an upcharge of **\$190**.  
Seat slider option is available on all tilter chair models at an upcharge of **\$77 list**.  
Clearly indicate on order fabric selection for seat. Only black weave is offered on Dorso N.  
For jury base version of this chair, please add a 'J' for the base style at the end of the model number and **add \$74** to the list price.  
CAL 133 and Moisture Barrier options are available for an upcharge of **\$61 list per yard**. See Page 34 for more information.



PRODUCT CODE KEY

Line	Series	Back Style	Back Adjustment	Back Details	Arm Style	Mechanism	Base
DON	1	M	1	2	0	1	B
Dorso N-Line	Management, Task & Conference Seating	Mid Back	No Adjustment	No Headrest Weave	Armless	Synchro	Black Base
		H	2	3	1	2	J
		High Back	Adjustment	Headrest (No trim) (High back only) Weave	Fixed (Black) Cantilever	Synchro/Seat Slider	Jury Base
					2		
					Adjustable (Black)		
					3		
					Fixed Cantilever Upholstered		

**DORSO S-LINE & N-LINE | ENVIRONMENTAL SUMMARY****LEED CI CREDITS****MATERIAL CONTENT:****PRE-CONSUMER**

RECYCLED CONTENT = 21.68%

**POST-CONSUMER**

RECYCLED CONTENT = 20.03%

Up to 77.88% of Dorso S product is recyclable at the end of its useful life.

**CONTRIBUTES TO**

CREDIT 2.1 - 2.2	Construction Waste Management	1-2 point(s)
CREDIT 3.3	Resource Reuse	1 point
CREDIT 4.1	Recycled Content	1 point
CREDIT 4.2	Recycled Content	1 point
CREDIT 4.5	Low Emitting Materials, Systems & Seating	1 point
CREDIT 5.1	Regional Materials*	1 point

\*This credit is only applicable if in total 20% of the combined value of the procurement of construction materials and in the furniture are manufactured within a radius of 500 miles. This credit will apply if the installation of the finished product occurs within 500 miles of Kitchener, Ontario.

**level® CERTIFICATION & AIR EMISSIONS CERTIFICATION****level® CERTIFICATION**

BIFMA's e3 Furniture Sustainability Standard is a voluntary, multi-attribute standard that measures the degree of sustainability of furniture. This standard evaluates product and company environmental attributes and compliance systems in a wide range of elements which include Materials, Energy & Atmosphere, Human & Ecosystem Health and Social Responsibility. Dorso products have earned level®, BIFMA's sustainability certification program for furniture, certification through third-party verification against the e3 standard.

**AIR EMISSIONS**

All Dorso products are supplied air-emissions certified. Contact customer service for information.

## DORSO S-LINE & N-LINE | FEATURES



### ARM STYLES

Optional fixed cantilever or an adjustable black arm constructed of die cast metal with textured plastic arm pads. The adjustable arms feature seven height adjustment positions, with a total adjustment range of 2.75". All Dorso models are also available in armless versions.

### S-LINE

Fixed cantilever and adjustable arms are available in Black, Silver Metallic or Polished Chrome accent finishes to match metal base. The fixed arm is also available in black textured plastic and upholstered fabric/leather version.

### N-LINE

Fixed cantilever and adjustable arms are available in black textured plastic.



### BASE STYLES

Dorso seating features injection molded, glass reinforced black nylon bases with dual wheel casters. Dorso seating features optional Silver Metallic or Polished Chrome finish. S-Line models feature steel upper and lower seat back exposed frame rail available in Silver Metallic or Polished Chrome finish.

### DORSO GUEST SEATING

#### S-LINE

Dorso seating is available in three base styles:  
Cantilever  
4-Leg  
4-Leg with twin wheel casters



Each is offered in a Silver Metallic or Polished Chrome steel frame. Cantilever and 4-Leg versions of Guest Seating feature rubber glides.

#### N-LINE

Dorso seating is available in three base styles:  
Cantilever  
4-Leg  
4-Leg with twin wheel casters

Each is offered in a Silver Metallic steel frame.

### BACK HEIGHT

Back height adjustment is a standard feature on S-Line chairs, and an option on N-Line chairs. It offers an adjustment range of 11 positions, over a 2" range of movement. Back height adjustment is operated while in the seated position, by placing the right hand on the right bottom of the chair back, and the left hand on the left bottom of the chair back. The back is lifted and clicked into the desired height. Raising the back to the highest position releases the back height lock so it can be lowered.



### BACK TENSION

Back tension on the synchro tilt mechanism is controlled with an adjustment knob under the seat. It has been designed to provide a range of back tension adjustment suitable for users of varying sizes and preferences.



### DORSO CONTROLS

All Dorso S-Line and N-Line tilters come with a synchro tilt mechanism. One of the best engineered and most user-friendly chair controls, the synchro tilt mechanism is unique in providing a single, easy-accessed lever to adjust tilt lock positions and seat height. The tilt adjustment range offers five recline-lock positions, as well as free flowing movement. The forward pivot of the mechanism allows the back and the seat to articulate synchronously in a 2:1 ratio, so that upward tilt of the seat is minimized as the back reclines. The synchro tilt mechanism also features an anti-kickback lock release, providing a smooth transition from locked to unlocked tilt adjustment.

### SEAT HEIGHT

In the seated position, a pull upwards on the height adjustment lever located under the seat of the user's right side adjusts the height up or down with a total height range of 4.5".

### SEAT SLIDER

All Dorso tilters are available with an optional seat slider mechanism featuring a 2" range of adjustment front to back when seated. The lever to activate this feature is located under the seat of the user's right side and is activated by an upward pull of the lever.

### CAL 133 & MOISTURE BARRIER

California Technical Bulletin 133 is a flammability test for seating. Krug offers a compliance method which, in combination with non-flammable upholstery covers, may enable the products to meet certification requirements for this test. This process at the same time also provides the products with a Moisture Barrier - a treatment that helps to prevent the passage of liquids and moisture to inside of upholstered components - thereby conferring sanitary and anti-infection benefits. So when CAL 133 is specified, the product also automatically has a Moisture Barrier, and when a Moisture Barrier is specified, the product also features the compliance method and low flammability features of CAL 133.

The application of this upcharge and the compliance method does not mean that the specific configuration of product and upholstery cover are tested and officially certified as being CAL 133 compliant. If official certification is required, Krug will provide this (through an independent certified testing laboratory) at a charge of \$874 per item, plus the cost of the product to be tested. Lead time for certification testing is typically 4-8 weeks. Krug assumes no responsibility for the testing of our products in combination with upholstery covers, or for the results of any testing conducted. Some specific configurations of product and upholstery have already been tested. Please contact Customer Service for additional information.

## DORSO S-LINE & N-LINE | DIMENSIONS & COM REQUIREMENTS

Presenting one of the world's most advanced seating concepts: new technology that offers outstanding ergonomics in a strikingly modern chair design, while providing a level of long-term sitting comfort and support that has been the hallmark of European seating.

DORSO: Designed by Gabriel Teixidó

		Overall Width	Overall Depth	Overall Height	Seat Height	Height of Arms from Floor	Width between Arms	Seat Depth	Shipping Weight	Cube	COM Yardage
S-LINE MID BACK	Fixed	24.5	22.5	42.5	18-22	27-30.5	20	18	51	15	1.7
	Adjustable	25	22.5	42.5	18-22	25.5-32	19.5	18	51	15	1.7
	Armless	19.5	22.5	42.5	18-22	N/A	N/A	18	46	15	1.7
S-LINE HIGH BACK	Fixed	24.5	22.5	47	18-22	27-30.5	20	18	52	18	1.9
	Adjustable	25	22.5	47	18-22	25.5-32	19.5	18	52	18	1.9
	Armless	19.5	22.5	47	18-22	N/A	N/A	18	47	18	1.9
S-LINE HIGH BACK with Headrest	Fixed	24.5	22.5	50.5	18-22	27-30.5	20	18	54	18	1.9
	Adjustable	25	22.5	50.5	18-22	25.5-32	19.5	18	54	18	1.9
N-LINE MID BACK	Fixed	24.5	21.5	41	18-22	27-30.5	20	18	50	15	1.7
	Adjustable	25	21.5	41	18-22	25.5-32	19.5	18	50	15	1.7
	Armless	19.5	21.5	41	18-22	N/A	N/A	18	45	15	1.7
N-LINE HIGH BACK	Fixed	24.5	21.5	45.5	18-22	27-30.5	20	18	51	18	1.9
	Adjustable	25	21.5	45.5	18-22	25.5-32	19.5	18	51	18	1.9
N-LINE HIGH BACK with Headrest	Fixed	24.5	21.5	50.5	18-22	27-30.5	20	18	53	19.5	1.9
	Adjustable	25	21.5	50.5	18-22	25.5-32	19.5	18	53	19.5	1.9

		Overall Width	Overall Depth	Seat Height	Height of Arms from Floor	Width between Arms	Seat Depth	Height Range	Shipping Weight	Cube	COM Yardage
S-LINE/4LEG	Armless	20.75	25.50	18.5	27.5	19.5	19.5	36	32	14	1.3
	Fixed	24.5	25.50	18.5	27.5	19.5	19.5	36	37	14	1.3
S-LINE/4LEG with Casters	Armless	20.75	24.75	18.5	27.5	19.5	19.5	36	33	14	1.3
	Fixed	24.5	24.75	18.5	27.5	19.5	19.5	36	38	14	1.3
S-LINE/Cantilever Base	Armless	20.75	24.75	18.5	27.5	19.5	19.5	36	39	14	1.3
	Fixed	24.5	24.75	18.5	27.5	19.5	19.5	36	44	14	1.3
N-LINE/4LEG	Armless	20.75	25.50	18.5	27.5	19.5	19.5	34.75	31	14	1.3
	Fixed	24.5	25.50	18.5	27.5	19.5	19.5	34.75	36	14	1.3
N-LINE/4LEG with Casters	Armless	20.75	24.75	18.5	27.5	19.5	19.5	34.75	32	14	1.3
	Fixed	24.5	24.75	18.5	27.5	19.5	19.5	34.75	37	14	1.3
N-LINE/Cantilever Base	Armless	20.75	24.75	18.5	27.5	19.5	19.5	34.75	38	14	1.3
	Fixed	24.5	24.75	18.5	27.5	19.5	19.5	34.75	43	14	1.3

### ORDERING NOTE

Add 0.5 yards for seating with leather wrapped arm option.

Note: Some vinyls are not suitable for application on Dorso seating. For vinyls other than Maharam's Lariat, or Momentum's Cashmere, please submit a sample to Customer Service for an approval process at time of order.

The approval process is as follows:

1. A sample of the COM vinyl fabric must be provided to Krug Customer Service prior to or at time of order.
2. The sample will be reviewed and the customer advised if the fabric is unsuitable.
3. The COM vinyl will be inspected when received at the factory to identify and further concerns with its suitability.




### ORDERING NOTES

All Dorso swivel and tilter models are available with an optional seat slider mechanism at an upcharge of **\$77 list**.

Height measurements of Dorso are taken with the pneumatic lift in the lowest position. All dimensions are in inches and approximate and are subject to change without notice. Contact Customer Service if dimensions are critical.

SIN 33721 - Multi-Purpose Seating

DORSO S-LINE | MID BACK

DESCRIPTION/MODEL		COM		COL	FABRIC GRADES			LEATHER			
		1	2		4	5	6	7	8	9	
	FIXED ARMS (Black with metal accent)										
	DOS1-M2011M	1678	1740	1804	1886	1987	2107	2235	2383	2544	
	Silver Metallic										
	DOS1-M2031M	1890	1960	2032	2118	2229	2356	2491	2659	2830	
	Silver Metallic										
	DOC1-M2011M	1758	1822	1886	1971	2070	2179	2318	2464	2630	
	Polished Chrome										
	DOC1-M2031M	1968	2042	2113	2205	2314	2430	2575	2742	2914	
	Polished Chrome										
	ADJUSTABLE ARMS (Black with metal accent)										
	DOS1-M2021M	1611	1678	1740	1822	1923	2033	2171	2318	2483	
	Silver Metallic										
	DOC1-M2021M	1695	1758	1822	1906	2007	2115	2252	2399	2566	
	Polished Chrome										
	ARMLESS										
	DOS1-M2001M	1504	1566	1633	1713	1817	1935	2061	2209	2371	
	Silver Metallic										
	DOC1-M2001M	1576	1641	1704	1783	1886	2007	2134	2280	2445	
	Polished Chrome										

**ORDERING NOTES**


Dorso S-Line versions are available without the back metal accent detail. Please contact Customer Service for ordering information.

Seat slider option is available on all tilter chair models at an upcharge of **\$77 list**.

The upholstered leather cantilever arm is only available for use with Krug in-stock leathers.


For jury base version of this chair, please add a 'J' for the base style at the end of the model number and **add \$74** to the list price.


CAL 133 and Moisture Barrier options are available for an upcharge of **\$61 list per yard**. See Page 34 for more information.




PRODUCT CODE KEY							
Line	Series	Back Style	Back Adjustment	Back Details	Arm Style	Mechanism	Base
DOS	1	M	2	0	0	1	M
Dorso S-Line (Silver Metallic)	Management, Task & Conference Seating	Mid Back	Adjustment	No Headrest	Armless	Synchro	Metal Base
DOC		H		1	1	2	J
Dorso S-Line (Polished Chrome)		High Back		Headrest (No trim) (High back only)	Fixed Cantilever	Synchro/ Seat Slider	Jury Base
					2		
					Adjustable (Black)		
					3		
					Fixed Cantilever Upholstered		


**DORSO S-LINE | HIGH BACK**

DESCRIPTION/MODEL		COM		COL	FABRIC GRADES			LEATHER		
		1	2	3	4	5	6	7	8	9
	FIXED ARMS (Black with metal accent)									
	DOS1-H2011M	1817	1895	1980	2090	2217	2371	2557	2765	2995
	Silver Metallic									
	DOS1-H2031M	2029	2114	2206	2324	2459	2620	2815	3040	3281
	Silver Metallic									
	DOC1-H2011M	1897	1979	2062	2173	2300	2455	2640	2847	3080
	Polished Chrome									
	DOC1-H2031M	2109	2197	2290	2407	2542	2703	2898	3124	3366
	Polished Chrome									

	ADJUSTABLE ARMS (Black with metal accent)									
	DOS1-H2021M	1750	1833	1916	2023	2156	2305	2490	2694	2932
	Silver Metallic									
	DOC1-H2021M	1833	1916	1997	2107	2235	2392	2573	2775	3013
	Polished Chrome									

**DORSO S-LINE | HIGH BACK WITH HEADREST**

	FIXED ARMS (Black with metal accent)									
	DOS1-H2111M	1997	2098	2190	2318	2464	2639	2840	3058	3305
	Silver Metallic									
	DOS1-H2131M	2209	2318	2418	2553	2707	2888	3095	3335	3591
	Silver Metallic									
	DOC1-H2111M	2079	2179	2273	2399	2544	2719	2922	3142	3391
	Polished Chrome									
	DOC1-H2131M	2290	2399	2500	2633	2787	2969	3180	3420	3676
	Polished Chrome									

	ADJUSTABLE ARMS (Black with metal accent)									
	DOS1-H2121M	1935	2023	2123	2252	2399	2573	2765	2995	3242
	Silver Metallic									
	DOC1-H2121M	2014	2107	2209	2336	2483	2657	2849	3078	3324
	Polished Chrome									

**ORDERING NOTES**

Dorso S-Line versions are available without the back metal accent detail. Please contact Customer Service for ordering information. Seat slider option is available on all tilter chair models at an upcharge of **\$77 list**.

The upholstered leather cantilever arm is only available for use with Krug in-stock leathers.

For jury base version of this chair, please add a 'J' for the base style at the end of the model number and **add \$74** to the list price.




CAL 133 and Moisture Barrier options are available for an upcharge of **\$61 list per yard**. See Page 34 for more information.

**PRODUCT CODE KEY**

Line	Series	Back Style	Back Adjustment	Back Details	Arm Style	Mechanism	Base
DOS	1	M	2	0	0	1	M
Dorso S-Line (Silver Metallic)	Management, Task & Conference Seating	Mid Back	Adjustment	No Headrest	Armless	Synchro	Metal Base
DOC		H		1	1	2	J
Dorso S-Line (Polished Chrome)		High Back		Headrest (No trim) (High back only)	Fixed Cantilever	Synchro/Seat Slider	Jury Base
					2		
					Adjustable (Black)		
					3		
					Fixed Cantilever Upholstered		

SIN 33721 - Multi-Purpose Seating

DORSO N-LINE | MID BACK

DESCRIPTION/MODEL		COM 1	2	COL 3	FABRIC GRADES			LEATHER		
					4	5	6	7	8	9
	FIXED ARMS (Black)									
	DON1-M1011B	1475	1540	1612	1695	1783	1906	2033	2190	2354
	No back adjustment									
	DON1-M2011B	1560	1621	1695	1778	1871	1987	2115	2273	2436
	ADJUSTABLE ARMS (Black)									
	DON1-M1021B	1412	1475	1540	1621	1722	1840	1971	2115	2280
	No back adjustment									
	DON1-M2021B	1494	1560	1621	1704	1804	1923	2055	2198	2363
	ARMLESS									
	DON1-M1001B	1299	1365	1438	1519	1612	1732	1861	2014	2179
	No back adjustment									
	DON1-M2001B	1373	1449	1513	1594	1695	1804	1940	2090	2252

Each chair features the Synchro Tilt mechanism

ORDERING NOTES

Dorso N-Line tilter models feature black bases and are available with an optional polished chrome base or silver metallic base at an upcharge of **\$190**.

Seat slider option is available on all tilter chair models at an upcharge of **\$77 list**.

For jury base version of this chair, please add a 'J' for the base style at the end of the model number and **add \$74** to the list price.



CAL 133 and Moisture Barrier options are available for an upcharge of **\$60 list per yard**. See Page 34 for more information.





PRODUCT CODE KEY

Line	Series	Back Style	Back Adjustment	Back Details	Arm Style	Mechanism	Base
<div>DON</div>	<div>1</div>	<div>M</div>	<div>1</div>	<div>0</div>	<div>0</div>	<div>1</div>	<div>B</div>
Dorso N-Line	Management, Task & Conference Seating	Mid Back	No Adjustment	No Headrest	Armless	Synchro	Black Nylon Base
		<div>H</div>	<div>2</div>	<div>1</div>	<div>1</div>	<div>2</div>	<div>J</div>
		High Back	Adjustment	Headrest (No trim) (High back only)	Fixed (Black) Cantilever	Synchro/Seat Slider	Jury Base
					<div>2</div>		
					Adjustable (Black)		

SIN 33721 - Multi-Purpose Seating  
**DORSO N-LINE | HIGH BACK**

DESCRIPTION/MODEL		COM 1	2	COL 3	FABRIC GRADES 4 5 6			LEATHER 7 8 9		
	FIXED ARMS (Black)									
	DON1-H1011B	1648	1732	1817	1923	2055	2209	2392	2602	2830
	No back adjustment									
	DON1-H2011B	1732	1817	1895	2007	2134	2292	2472	2685	2913
	With back adjustment									
	ADJUSTABLE ARMS (Black)									
	DON1-H1021B	1585	1665	1750	1861	1987	2145	2327	2528	2765
	No back adjustment									
	DON1-H2021B	1665	1750	1833	1940	2070	2226	2410	2611	2849
	With back adjustment									

**DORSO N-LINE | HIGH BACK WITH HEADREST**

	FIXED ARMS (Black)									
	DON1-H1111B	1833	1935	2023	2156	2300	2472	2674	2894	3142
	No back adjustment									
	DON1-H2111B	1916	2014	2107	2235	2383	2557	2757	2979	3222
	With back adjustment									
	ADJUSTABLE ARMS (Black)									
	DON1-H1121B	1769	1861	1960	2090	2235	2410	2602	2830	3078
	No back adjustment									
	DON1-H2121B	1852	1940	2043	2171	2318	2490	2685	2913	3159
	With back adjustment									

**ORDERING NOTES**

Dorso N-Line tilter models feature black bases and are available with an optional polished chrome base or silver metallic base at an upcharge of **\$190**.

Seat slider option is available on all tilter chair models at an upcharge of **\$77 list**.

For jury base version of this chair, please add a 'J' for the base style at the end of the model number and **add \$74** to the list price.

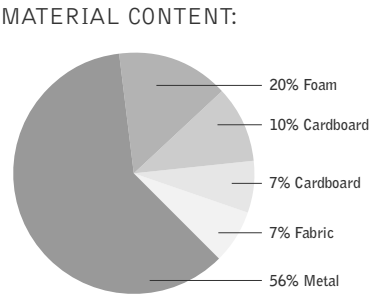
CAL 133 and Moisture Barrier options are available for an upcharge of **\$60 list per yard**. See Page 34 for more information.



**PRODUCT CODE KEY**

Line	Series	Back Style	Back Adjustment	Back Details	Arm Style	Mechanism	Base
DON	1	M	1	0	0	1	B
Dorso N-Line	Management, Task & Conference Seating	Mid Back	No Adjustment	No Headrest	Armless	Synchro	Black Nylon Base
		H	2	1	1	2	J
		High Back	Adjustment	Headrest (No trim) (High back only)	Fixed (Black) Cantilever	Synchro/Seat Slider	Jury Base
					2		
					Adjustable (Black)		

LEED CI CREDITS



PRE-CONSUMER  
RECYCLED CONTENT = 9.82%

POST-CONSUMER  
RECYCLED CONTENT = 19.98%

Up to 73.17% of this Dorso product is  
recyclable at the end of its useful life.

CONTRIBUTES TO		
CREDIT 2.1 - 2.2	Construction Waste Management	1-2 point(s)
CREDIT 3.3	Resource Reuse	1 point
CREDIT 4.1	Recycled Content	1 point
CREDIT 4.2	Recycled Content	1 point
CREDIT 4.5	Low Emitting Materials, Systems & Seating	1 point
CREDIT 5.1	Regional Materials*	1 point

\*This credit is only applicable if in total 20% of the combined value of the procurement of construction materials and in the furniture are manufactured within a radius of 500 miles. This credit will apply if the installation of the finished product occurs within 500 miles of Kitchener, Ontario.







level® CERTIFICATION, AIR EMISSIONS AND FSC® CERTIFICATION



**level® CERTIFICATION**  
BIFMA's e3 Furniture Sustainability Standard is a voluntary, multi-attribute standard that measures the degree of sustainability of furniture. This standard evaluates product and company environmental attributes and compliance systems in a wide range of elements which include Materials, Energy & Atmosphere, Human & Ecosystem Health and Social Responsibility. Dorso products have earned level®, BIFMA's sustainability certification program for furniture, certification through third-party verification against the e3 standard.



**AIR EMISSIONS**  
All Dorso products are supplied air-emissions certified. Contact customer service for information.

DESCRIPTION/MODEL	COM		COL	FABRIC GRADES			LEATHER		
	1	2		4	5	6	7	8	9
	4 Leg Base, armless with Silver Metallic base								
	DOS2-10	1008 1056	1108	1173	1254	1356	1465	1603	1750
	4 Leg Base, armless with Polished Chrome base								
	DOC2-10	1108 1156	1200	1275	1356	1449	1566	1695	1852
	4 Leg Base, fixed arms with Silver Metallic base								
	DOS2-11	1146 1200	1245	1311	1394	1494	1612	1740	1886
	4 Leg Base, fixed arms with Polished Chrome base								
	DOC2-11	1267 1311	1365	1428	1513	1612	1722	1861	2007
	4 Leg Base with Casters, armless with Silver Metallic base								
	DOS2-20	1092 1137 1192		1254	1338	1438	1546	1687	1833
	4 Leg Base with Casters, armless with Polished Chrome base,								
	DOC2-20	1137 1192 1237		1299	1383	1483	1603	1732	1878
	4 Leg Base with Casters, fixed arms and Silver Metallic base								
	DOS2-21	1228 1283 1330		1394	1475	1576	1695	1822	1971
	4 Leg Base with Casters, fixed arms and Polished Chrome base								
	DOC2-21	1347 1394 1449		1513	1594	1695	1804	1940	2090
	Cantilever Base, armless with Silver Metallic base								
	DOS2-30	1117 1164	1208	1283	1365	1458	1576	1704	1861
	Cantilever Base, armless with Polished Chrome base								
	DOC2-30	1221 1275	1320	1383	1465	1566	1687	1817	1960
	Cantilever Base, fixed arms with Silver Metallic base								
	DOS2-31	1394 1449 1494		1560	1641	1740	1861	1987	2134
	Cantilever Base, fixed arms with Polished Chrome base								
	DOC2-31	1449 1504 1546		1612	1695	1796	1916	2043	2190

#### ORDERING NOTES

Dorso Chairs are available with a removable upholstered seat cover at an upcharge of **\$77 list** per chair.  
 CAL 133 and Moisture Barrier options are available for an upcharge of **\$61 list per yard**. See Page 34 for more information.

#### ORDERING PROCEDURE

To order please specify the following:

1. Krug product model number
2. Select a textile or leather







Dimensions are in inches and approximate.  
 Contact Customer Service if dimensions are critical.

#### PRODUCT CODE KEY

Line	Series	Base	Arm Style
<input type="text" value="DOS"/>	<input type="text" value="2"/>	<input type="text" value="1"/>	<input type="text" value="0"/>
Dorso S-Line (Silver Metallic)	Guest Seating	Four Leg	Armless
<input type="text" value="DOC"/>		<input type="text" value="2"/>	<input type="text" value="1"/>
Dorso S-Line (Polished Chrome)		Four Leg with Casters	Fixed Cantilever
<input type="text" value="DON"/>		<input type="text" value="3"/>	
Dorso N-Line (Silver Metallic)		Cantilever	

SIN 33721 - Multi-Purpose Seating

DORSO N-LINE | GUEST

DESCRIPTION/MODEL		COM		COL	FABRIC GRADES			LEATHER		
		1	2	3	4	5	6	7	8	9
	4 Leg Base, armless with Silver Metallic base									
	DON2-10	871	916	961	1038	1117	1208	1330	1458	1612
	4 Leg Base, fixed arms with Silver Metallic base									
	DON2-11	971	1023	1071	1137	1221	1320	1438	1566	1713
	4 Leg Base with Casters, armless with Silver Metallic base									
	DON2-20	955	999	1044	1117	1200	1293	1412	1540	1695
	4 Leg Base with Casters, fixed arms and Silver Metallic base									
	DON2-21	1057	1106	1156	1221	1299	1403	1519	1648	1796
	Cantilever Base, armless with Silver Metallic base									
	DON2-30	971	1023	1071	1137	1221	1320	1438	1566	1713
	Cantilever Base, fixed arms with Silver Metallic base									
	DON2-31	1146	1200	1245	1311	1394	1494	1612	1740	1886
ORDERING NOTES										

**ORDERING NOTES**  
Dorso Chairs are available with a removable upholstered seat cover at an upcharge of **\$77 list** per chair.  
CAL 133 and Moisture Barrier options are available for an upcharge of **\$61 list per yard**. See Page 34 for more information.

DIMENSIONS & COM REQUIREMENTS

		Overall Width	Overall Depth	Seat Height	Height of Arms from Floor	Width between Arms	Seat Depth	Height Range	Shipping Weight	Cube	COM Yardage
S-LINE/4LEG	Armless	20.75	25.50	18.5	27.5	19.5	19.5	36	32	14	1.3
	Fixed	24.5	25.50	18.5	27.5	19.5	19.5	36	37	14	1.3
S-LINE/4LEG with Casters	Armless	20.75	24.75	18.5	27.5	19.5	19.5	36	33	14	1.3
	Fixed	24.5	24.75	18.5	27.5	19.5	19.5	36	38	14	1.3
S-LINE/ Cantilever Base	Armless	20.75	24.75	18.5	27.5	19.5	19.5	36	39	14	1.3
	Fixed	24.5	24.75	18.5	27.5	19.5	19.5	36	44	14	1.3
N-LINE/4LEG	Armless	20.75	25.50	18.5	27.5	19.5	19.5	34.75	31	14	1.3
	Fixed	24.5	25.50	18.5	27.5	19.5	19.5	34.75	36	14	1.3
N-LINE/4LEG with Casters	Armless	20.75	24.75	18.5	27.5	19.5	19.5	34.75	32	14	1.3
	Fixed	24.5	24.75	18.5	27.5	19.5	19.5	34.75	37	14	1.3
N-LINE/ Cantilever Base	Armless	20.75	24.75	18.5	27.5	19.5	19.5	34.75	38	14	1.3
	Fixed	24.5	24.75	18.5	27.5	19.5	19.5	34.75	43	14	1.3

# GENERAL INFORMATION

## Terms and Conditions

Net 30 days on approved credit. A late payment charge of 1% per month will be applied on overdue invoices. This charge will be pro-rated to the number of days past 30 days that the invoice is overdue. All applicable sales taxes are extra. Distribution of this price list does not in itself constitute an offer to sell. Orders can be received only from authorized Krug dealers. Acceptance of any order and terms of sale may be established at the discretion of Krug. Deposits are required on orders received from new accounts as well as on large or special orders. Krug reserves the right to discontinue designs, or to change designs, construction, prices, or materials without notice.

## Contact Information

Phone: 1.888.578.KRUG (5784) | Fax: 1.519.748.5177

Purchase Order Fax: 1.888.236.4783

Purchase Order E-mail: [orders@krug.ca](mailto:orders@krug.ca)

Web: [www.krug.ca](http://www.krug.ca) E-mail: [solutions@krug.ca](mailto:solutions@krug.ca)

## Customer Service Hours

Please note customer service hours are:

8:30 am to 5:00 pm est

## Customer Satisfaction

It is the primary goal of Krug and our staff to ensure the complete satisfaction of our customers with our products and performance. If a problem arises with a Krug product after the expiration of the limited warranty period, Krug will exercise its best efforts to achieve the satisfaction of the customer in a manner that is fair to all concerned.

## Order Acknowledgments

Each order will be acknowledged via e-mail or fax. This acknowledgment is the final agreement between Krug and the customer, superseding all previous communications regarding the purchase order. Where there is a discrepancy on a purchase order between a product code and a description, Krug will make every effort to resolve the discrepancy, but will be ruled by the product code ordered. Please check all acknowledgments for accuracy, and advise Krug of any discrepancies with a purchase order.

## Order Cancellation

Krug reserves the right to not accept or allow cancellation of orders. All products are manufactured on a custom-made, make-to-order basis, and the purchasing, engineering and production of orders begins shortly after order placement - and the customer purchase order is a contract that authorizes Krug to manufacture the products. Acceptance of order cancellation (or partial cancellation) is solely at the discretion of Krug, and is dependent on the extent to which engineering, purchasing and manufacturing has been initiated by the time cancellation is requested. No order cancellations (partial or otherwise) are allowable more than 4 weeks from date of order placement (as order production is unable to be terminated by that point), and full payment of the acknowledged order value is required for any orders cancelled after 4 weeks. Cancellations may be allowable in less than 4 weeks after order placement, depending on the extent to which manufacturing has been initiated. An acceptance of order cancellation requires that the purchaser agrees to make payment for all costs incurred to the point of acceptance of cancellation. Cancellation charges include all costs for purchase of dedicated material and components, engineering costs for non-standard products, and all costs for manufacturing completed to that point, as well as a \$367 net charge for processing of the original order and for processing of cancellation invoicing.

## Pricing

Krug endeavors to ensure that all prices in this price list reflect accurately our current prices. However, errors do occur and will be rectified through notices to the field. Krug reserves the right to acknowledge pricing that may be different from the price list.

## Storage Charges

Krug reserves the right to assess a nominal storage charge if a customer does not accept shipment of an order within a week of the ship date.

## Warranty

Krug warrants the construction and the finish of all our products to be free from defects in materials and workmanship for a period of 10 years from the date of purchase. This warranty is applicable to products in use by their original purchaser. This warranty does not apply to components not manufactured by Krug including textiles, which are subject to the specific warranties of those manufacturers, if any. Textiles (fabric, leather, vinyl, or any other covering material) suppliers do not guarantee their products for durability and color fastness, and nor does Krug. Casters, mechanical and electrical components have a warranty of five years from the date of purchase. The Krug warranty does not apply to COM-specified materials, damage caused by a carrier other than Krug, or variation in wood finishes due to natural wood color variation. Krug cannot be held responsible for variations in fabric dye lots from order to order. All fabric is carefully inspected when it is received, but a degree of variation in color should be expected. Repairs or replacement of any defect covered under this warranty by Krug will be made, at our option and method, at no charge to the original purchaser during the warranty period. Krug's judgement is final and binding with respect to the nature or cause of defects or damage, and the necessity or manner of repair or replacement.

This warranty does not apply to defects or damage resulting from:

- normal wear and tear occurring with the use of the product
- negligence, misuse, excessive use, alteration, improper cleaning or repair
- substitution or use of incorrect or unauthorized components or material
- handling or installation that is incorrect, or that causes damage or defect
- damage incurred by a freight carrier other than Krug
- wearing of finishes and fabrics, and normal variations in materials (including dye lot variations)
- properties of natural materials, including wood and leather
- exposure to environments with uncontrolled temperature and humidity (products must be transported, stored and used in climate-controlled conditions)

## Blanket Wrapping

Krug will blanket wrap larger seating orders at customer's request. Please indicate on your purchase order and contact Customer Service.

## Export Packaging

Krug is pleased to provide the option for export packaging on all our products, to provide additional protection from damage. For shipments overseas, a quote for export packaging can be provided, based on the products to be ordered and the delivery destination - please contact Customer Service or Bids & Specification Support for more information and a quotation. KRUG is not responsible for shipment damage occurring on overseas shipments

Export Packaging is STRONGLY RECOMMENDED for:

- (A) all shipments outside of the lower 48 states and Canada.
- (B) all shipments that will be held in storage for an extended period prior to installation.

**Important:** Please note that Krug will not be responsible for damage claims on product shipped or stored in the above conditions but where export packaging has not been utilized.

## Dimensions

Dimensions are in inches and approximate, and subject to change without notice. Contact Customer Service if dimensions are critical.

## Installation Support

For assistance please contact Technical Support at 1-888-578-5784 x216 or e-mail [installationhelp@krug.ca](mailto:installationhelp@krug.ca) and you will be directed to the appropriate installation support person.

# GENERAL INFORMATION

## Freight Terms and Conditions

1. All product is shipped FOB the Krug factory. Freight is either pre-paid to the destination or not pre-paid, depending on established customer specific freight terms.

2. Docks at the selected delivery location must be equipped to handle a 53' trailer. If a dock is inadequate for delivery by Krug, Krug will re-deliver to another local location and any additional costs will be charged to the customer.

3. For all deliveries, it is understood that Krug or its agent is making a dock delivery only (equipped to handle a 53' trailer), and any further work of truck unloading, delivery beyond the dock, installation, and removal of packaging is not authorized or paid for by Krug.

4. Drop shipments to the installation site, and timed deliveries, are available on larger shipments (full truckloads or slightly less) at no additional charge. Drop shipments or timed deliveries for smaller shipments may not be available, or if available will require a surcharge. Deliveries on an after hours basis, or on weekends, or any other special requirements, may be subject to a surcharge. Location and contact information, and the requested time of delivery, is required at least one week prior to the acknowledged shipment date. If this information is not provided one week in advance, or if the location or time of the drop shipment is changed less than one week in advance, a surcharge may be applied, and/or the drop shipment may not be scheduled. For deliveries requested Monday to Thursday after 5:00 pm, please apply a surcharge of \$262/shipment. For deliveries requested Monday to Friday before 7:00 am, please apply a surcharge of \$262/shipment. For deliveries requested Friday (after 3:00 pm) or weekends, please apply a surcharge of \$525/shipment. (local times).

5. For all deliveries - whether to the Customer location or drop shipment - any circumstances that result in the delay of our carrier (including unsuitable receiving facilities, or facilities not open or available), service charges will be applied at the rate of \$78/hour. Where re-delivery is necessary because of these circumstances, the full cost of re-delivery will be charged. If Less Than Truck Load is delivering, one hour is allocated to unload. Any additional time required to unload after the first hour is \$78/hour. If a Truck Load is delivering the order, three hours is allocated to unload. Any additional time required to unload is \$78/hour. Direct deliveries to site for large orders are possible, (must exceed \$60,000 net), and accommodate 48 - 53' trailers. Krug is responsible for delivery to the approved delivery address. If an address change is required, this must be authorized by Krug 5 business days prior to ship date. Any additional delivery costs incurred after this time will be charged to the customer.

## Product Strength and Durability Testing

All management seating meets or exceeds the testing requirements of ANSI/BIFMA X5.1-2011. All lounge seating meets or exceeds the testing requirements of FNAE-80-214A. Specific test results and documentation are available on request.



## Damaged Shipments

All Krug product is well engineered, carefully inspected, and expertly loaded onto our trucks at our Distribution Center. If you receive any damaged freight, we ask that you do not refuse the shipment. Krug is not responsible for damage to goods that occurs in transit or storage. It is the purchaser and/or receiver's responsibility to examine the goods upon receipt and to notify Krug of any damages, overages or shortages. Any discrepancies should be noted on the Bill of Lading. The delivering carrier will not accept responsibility for shortages or damages if signed "clear". Notification of concealed damage claims must be made to Krug Distribution within 5 days of delivery, along with digital pictures if available. All product and packaging must be available for inspection. Krug liability ceases after 5 business days and Krug will not be responsible for concealed damages if shipments are left unopened. Krug is not responsible for the condition of product that is stored or installed in an environment where temperature and humidity are not controlled.

## Field Product Report Authorization

Krug's written authorization, in the form of an FPR number, must be obtained prior to incurring charges of any kind if Krug is expected to pay these charges. This includes authorization for field repairs and replacements, installation and delivery charges. Krug reserves the right to have its representative inspect product related to any request for such authorizations, prior to that authorization being provided. Deductions from invoices paid for any charges to Krug, without prior written authorization in the form of an FPR, will not be accepted. Digital photographs may be required to complete the FPR process.

## Returns

No merchandise may be returned without Krug's prior written consent. In the event of an authorized return, a Field Product Report (FPR) number will be issued, and a restocking charge will apply. Return transportation charges must be prepaid. Unauthorized returns will not be accepted and will be returned freight collect. All merchandise being returned must be properly packaged in its original or comparable replacement packaging to ensure protection of the product during handling and transportation. Returns on orders duplicated by the customer must be received in their original packaging to be accepted. Product being returned where Krug has authorized its liability for replacement or repair will be thoroughly inspected on its return, and the results compared to the reason for the return stated on the FPR. Any discrepancies, such as additional damage, signs of usage, missing parts, etc., will result in an adjustment to the amount of credit issued.

## Custom Capabilities

Over 15% of our orders involve some type of custom work, and we invite our customers to make use of our extensive capabilities.

These include:

- 1) Dimensional customization of standard size products
- 2) Custom finishes
- 3) For larger orders, completely custom-designed products, as well as non-standard wood species can be specified.

Custom orders may require additional production lead times. Contact Engineering at the e-mail address [engquotes@krug.ca](mailto:engquotes@krug.ca).

## Care and Maintenance Leather

Leather is a natural product and requires very little care during use. Most stains can be removed with a clean dry cloth. For stubborn spots and stains, use a mild non-detergent cleaner, rinse well and let air dry naturally. Do not use saddle soap, cleaning solvents, furniture polish, oils, varnish, abrasive cleaners, soaps or ammonia waters.

## Fabric Upholstery

Professional upholstery cleaning is recommended.


## Flammability Standards for Krug Fabric Program

- Passes State of California Technical Bulletin CAL 117-2013

Krug Textiles - Stocked Fabric Program

Grade 1

**ARLO**



308 MIDNIGHT



306 PETROL



908 CHARCOAL



93 SEAL



601 PEARL



84 NUTMEG



62 OATMEAL



90 LIMESTONE

**FRANKLIN**



47 CAMEL



3009 MIDNIGHT



67 FAWN




97 CINDER



94 METAL



909 BLACK



9004 CHARCOAL




308 PETROL



108 ORCHID

**COMRADE**




309 MIDNIGHT



84 TEAK



63 LINEN



24 ALPINE




905 IRON



601 SNOW



57 MARIGOLD



31 DUCK EGG

**FELICITY**



601 IVORY



305 SKY




603 TAUPE



93 COAL



405 HENNA



64 PUTTY



62 FAWN



36 BLUEBERRY

# KRUG TEXTILES - UPHOLSTERY FABRICS



## Krug Textiles - Stocked Fabric Program

### Grade 2

#### GRADDY



25 CAPER




31 SKY




604 FLAX



901 CHAR




93 GRAY



34 SLATE



84 TEAK



98 NICKLE

#### YATES




84 BIRCH




44 CLAY



87 TAUPE



25 JUNIPER



305 INDIGO



109 CRANBERRY



803 TOAST



92 ZINC



91 SILVER



908 CHARCOAL

#### MCCOY



608 TUNDRA



601 CREME



908 CHARCOAL



62 COPPER



108 CORDOVAN



32 ROBIN'S EGG




94 MERCURY



84 BARK

#### ORIS




908 DOMINO



604 BARK



601 CREAM



306 DELFT




902 ZINC



305 MIDNIGHT



64 PUTTY




205 CHARTREUSE

**Krug Textiles - Stocked Fabric Program**

Grade 3


**MORITZ**



205 SPEARMINT



61 OYSTER




306 CADET




104 MULBERRY



31 AEGEAN



9008 CHARCOAL



82 CLAY



304 CAPRI

**LORENZO**



306 INDIGO



24 ALPINE




64 LINEN



91 FLANNEL



32 MIST



601 CREAM



106 HENNA



604 STUCCO


**BISCOTTI**



302 CAPRI



45 SPICE



61 DESERT



91 GRANITE

**INTRIGUE**



601 OYSTER



27 OLIVE



4003 OCHRE



908 CHARCOAL



3009 MIDNIGHT



805 PECAN



608 STUCCO



605 STRAW

# KRUG TEXTILES - UPHOLSTERY FABRICS




## Krug Textiles - Faux Leather Program - Grade 2



## Krug Textiles - Leather Program - Grade 8

Please contact Customer Service for specific information on leathers, available colors and lead times.



## Krug Textiles - Cut fabric NET price per yard

Grade 1	\$21
Grade 2	\$33
Grade 3	\$44

## LATEX FREE

Krug products are made with latex-free materials to prevent the allergic reaction that latex causes in some people.

## CUSTOMER'S OWN MATERIAL - C.O.M.

### Customer's Own Material (COM/COL)

COM/COL must be received three weeks prior to the acknowledged ship date. Orders with COM/COL not received by the required deadline will be delayed. A description of the upholstery cover, including supplier name, pattern name, upholstery cover name and color number must be included with the purchase order.

COM/COL testing requires 3 business days and samples are to be directed to Customer Service. The customer has the option of providing the sample COM/COL before, at time of order, or once the sample COM/COL is received. If the customer does not send a sample for approval in advance of sending actual material, Krug will not be responsible for the cost of any upholstery cover or other material that it determines to be unsuitable for the product or our process.

When the COM/COL upholstery cover is received at Krug, it must be clearly identified with the upholstery cover name and color, and tagged with name of the Krug customer and purchase order number. Krug will inspect all COM/COL upholstery covers when received to determine if it will be suitable for upholstery. Where Krug feels that the upholstery cover or leather specified will compromise the quality or integrity of our products, customers will be contacted to direct these concerns. Further, Krug reserves the right to refuse to accept and use any COM upholstery covers or leathers that will compromise our products in any way that is unacceptable to Krug. Krug cannot assume responsibility for the durability or tailoring quality of customer's own material.

Yardage specified in this price guide is approximate. In the case of multiple product orders, multiply the number of items by the COM yardage specified to determine upholstery cover required, unless otherwise indicated. Additional yardage may be needed if the material is less than 54" wide, or patterned or striped and requires matching. All COMs are cut "up the roll" unless otherwise stated by the customer. All striped upholstery covers will be applied vertically unless otherwise stated by the customer and after approval by Krug. Krug will not be responsible for directional or positional problems with its application of COM material, unless it has been provided with explicit instructions by the customer. Special instructions should be sent to Krug Customer Service, including a sample (or photocopy) of the upholstery cover. Krug is not responsible for instructions sent with the upholstery cover rolls, or for the method of upholstery if no instructions have been provided.


Price increases and freight charges to COM/COL acquired on the customer's behalf will be passed onto the customer.

### Application of Directional Upholstery cover

Some COM upholstery covers will be considered directional by Krug even though they are not considered directional by the supplier. All COMs are automatically cut "up the roll" unless otherwise stated by the customer (please see below).



Standard-Cut  
"up the roll"



Non-Standard-Cut  
across the roll "railroad"

### COM/COL Shipping Procedures

For seating COM/COL upholstery covers, please send upholstery covers to:

Krug Inc.  
111 Ahrens Street  
Kitchener, Ontario  
Canada N2H 4C2

#### Attention: RECEIVER

COM/COL orders cannot be scheduled into production until the upholstery cover has arrived and inspection is complete.

All packages must be clearly marked

**"For Customs Clearance by Willson International Custom Brokers".**

According to the North American Free Trade Agreement (NAFTA), goods shipped between the United States and Canada can qualify for exemption from all duties, or for a reduction in duties, if the goods can be proven to originate in either the United States, Canada or Mexico.

Canada Customs requires that a NAFTA Certificate of Origin and a Commercial Invoice be completed and sent with the upholstery cover shipment. The Commercial Invoice must clearly state the description of the upholstery cover, the selling price, the make-up or content, and the purchaser. The absence of these two documents will delay the shipments at the U.S./Canada border, thereby potentially delaying the customer order. If the total value of the shipment is less than \$1200 U.S., Customs will accept a Low Value Statement of Origin in place of the NAFTA Certificate of Origin. The Low Value Statement must be signed by a representative of the exporting company. This statement may either be included on the commercial invoice or attached to the invoice. Krug is happy to answer any questions or concerns about COM/COL shipping procedures and the required documents.

### CAL 133 & Moisture Barrier

California Technical Bulletin 133 is a flammability test for seating. Krug offers a compliance method which, in combination with non-flammable upholstery covers, may enable the products to meet certification requirements for this test. This process at the same time also provides the products with a Moisture Barrier - a treatment that helps to prevent the passage of liquids and moisture to inside of upholstered components - thereby conferring sanitary and anti-infection benefits. So when CAL 133 is specified, the product also automatically has a Moisture Barrier, and when a Moisture Barrier is specified, the product also features the compliance method and low flammability features of CAL 133.

The application of this upcharge and the compliance method does not mean that the specific configuration of product and upholstery cover are tested and officially certified as being CAL 133 compliant. If official certification is required, Krug will provide this (through an independent certified testing laboratory) at a charge of \$874 per item, plus the cost of the product to be tested. Lead time for certification testing is typically 4-8 weeks. Krug assumes no responsibility for the testing of our products in combination with upholstery covers, or for the results of any testing conducted. Some specific configurations of product and upholstery have already been tested. Please contact Customer Service for additional information.

### C.O.L. Yardage

To calculate C.O.L. yardage required, please use the following conversions based on COM yardage: Leather must be ordered in square footage.

- 17 square feet in a yard
- Approx. 3 yards in a hide
- Approx. 51 square feet in a hide
- Please use grade 3 pricing for COL

### Upholstery Cover Yardage Calculation

To calculate yardage required for COM and other non-standard upholstery cover orders, please contact Krug Customer Service at 1.888.578.5784. Unless otherwise stated, upholstery cover rolls are assumed to be a minimum 54" wide. Please use the guide below to calculate the percentage of extra upholstery cover required to cover large repeats. The repeat is calculated by adding both the vertical and horizontal measurements together and then referring to the chart below for extra yardage required.

		2"-14"	15"-19"	20"-27"	28"-36"
FABRIC	Plain	Repeat	Repeat	Repeat	Repeat
54	0%	10%	15%	20%	25%
53-50	16%	20%	25%	30%	35%
48	16%	25%	30%	35%	40%
45	40%	50%	55%	60%	65%
36	50%	60%	65%	70%	75%

## GRADED-IN UPHOLSTERY PROGRAMS

Krug has partnered with several textile brands to grade in their offerings, designed to provide a wide range of upholstery selections for our seating products.

Upholstery pricing and availability is subject to change without notice. We grade this upholstery according to the pricing of the fabric suppliers - when their pricing changes, the Krug grade may change.

When placing an order, a Krug customer must specify the complete upholstery number, along with the appropriate Krug model number and finish. Krug will supply the complete product at the prices listed. Orders specifying graded-in upholstery cannot be cancelled once the upholstery has been ordered.

### Upholstery Grades

To determine the price of a product for graded-in upholstery, use the reference lists located on Krug's website under - Products - Textiles, to view the upholstery grade (1-9). Krug is not responsible for the discontinuation of this upholstery. Please contact Customer Service for information on upholstery not listed.

When two upholstery selections are specified for use on seating, the higher grade upholstery price will apply to the order.

High Performance upholstery; Polyurethane, Vinyl or Crypton, is particularly suitable for healthcare and other intensive-use environments.

### Upholstery Samples

If you require additional samples or memos for presentation, please contact fabric supplier directly.

### Flammability Standards

- Tunnel Test Surface Ratings Class A rating
- Class 1 UFAC
- Passes State of California Technical Bulletin CAL 117-2013

Please contact fabric supplier directly for further flammability information pertaining to specific upholstery.

### Special Conditions

Acknowledgments will give the estimated delivery date of the finished product. Some upholstery is imported, and availability may affect estimated delivery time. For large projects, please contact fabric supplier directly for availability of yardage.

## DORSO WEAVE | COLORS




Winter White



Soft Beige



Tan



Warm Grey



Black

## BASE STYLES (for applicable products)

Base Styles	Description
<b>Black Nylon</b>	5 blade glass reinforced molded nylon base with 2 1/4" hooded dual wheel casters.
<b>Polished Aluminum</b>	5 blade polished cast aluminum base with 2 1/4" dual wheel casters (upcharge of \$115 applies.)
<b>Seat Slider</b>	Seat slider mechanism featuring a 2" range of adjustment front to back when seated. The lever to activate this feature is located under the seat of the user's left side and is activated by a simple twist of the knob.
<b>Wood</b>	5 blade steel bar stock base with finished wood caps and 2" black hooded dual wheel casters.
<b>Chrome</b>	5 blade polished chrome base with 2 1/4" dual wheel casters.
<b>Jury Bases</b>	Jury Bases assembly consists of a black 9" diameter conical/cast base for permanently mounting a chair to the floor. Into the base is inserted a black pneumatic gas cylinder with self returning action from rotation, and self returning height feature when exiting the chair. Allows for full 360 degree rotation. Limited degrees of rotation are not available.
Jury Bases	

Pan Am  
Pan1-M11J



Bank of England  
177-J



Dorso  
D0S1-H2011J



Cadence  
CAD1-HW12J



C5  
C5E1MB41AJ



Aqua  
AQU1M33J



## KRUG EXPRESS PROGRAM

### PROGRAM DETAILS

*KrugExpress* orders are ready to ship by the date acknowledged. Delivery and shipping schedules may result in actual shipping of orders at a later date. Statutory holidays and scheduled factory vacations may add to acknowledged lead times of *KrugExpress* orders. Unless otherwise specified on the order, the customer's standard method of shipping Krug products will be utilized.

Available factory capacity for *KrugExpress* is filled by orders received on a "first come, first serve" basis. If the normal *KrugExpress* lead time is not available for your order because available capacity has been filled, you will be immediately advised of the earliest available ready-to-ship date. Please consult your Customer Service representative in advance if you wish to confirm the specific lead time availability for a *KrugExpress* order.

Orders must be received by midnight of a given day for that day to be considered the official day the order is received. Order lead times are acknowledged from the date the order is received, but not including the date the order is received.

*KrugExpress* orders must be "clean" when received in order to be considered officially received on a given day, and lead times will be acknowledged from the date orders are determined to be "clean".

Changes to *KrugExpress* orders are not allowed under any circumstances.

Orders for product on *KrugExpress* must clearly state: "*KrugExpress*".

COM and graded-in upholstery is available on *Krug Express*. Orders are scheduled on *Krug Express*, and given the best available date, when the upholstery is received at Krug. Some conditions apply.

### SEATING & OCCASIONAL TABLES PROGRAM

Orders for seating products on the *KrugExpress* program may be subject to quantity maximums. Please contact Krug Customer Service for more information.

Quantity maximums are dependent upon available capacity, in order to insure that we ship all orders on time. Please note that the CAL 133 option is not available on *KrugExpress*.

Only standard wood finishes are available for *KrugExpress* orders. Laminates are not available on *KrugExpress*.

*Krug Express* includes all Krug seating and occasional tables as well as Krug conference and casegood products to complement this seating offering.



All products are air emissions certified and are available as FSC® certified

# krug

solutions@krug.ca | www.krug.ca | 1.888.578.KRUG