

DORSO
Price and Specification Guide
USA

vizient.



krug

Advancing Design Through Innovation

DORSO | TABLE OF CONTENTS

DORSO

2	Dorso E-Line Environmental Summary
3	Dorso E-Line & Dorso T-Line Features & Options
4	Dorso E-Line Dimensions & COM
4	Dorso T-Line Dimensions & COM
5	Dorso E-Line Pricing
9	Dorso T-Line Environmental Summary
10	Dorso T-Line Pricing
14	Dorso Weave Environmental Summary
15	Dorso Weave Features & Options
16	Dorso Weave Pricing
20	Dorso S-Line Environmental Summary
21	Dorso S-Line & N-Line Features & Options
22	Dorso S-Line & N-Line Dimensions & COM
23	Dorso S-Line Pricing
25	Dorso N-Line Pricing
27	Dorso Guest Environmental Summary
28	Dorso Guest Pricing

GENERAL INFORMATION

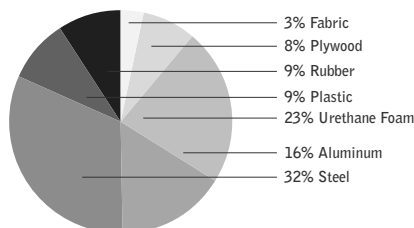
30	Terms & Conditions
30	Warranty
32	KRUG Textiles - Upholstery Fabrics
34	KRUG Textiles - Leather & Faux Leather
36	Customer's Own Material (COM/COL)
36	CAL 133 & Moisture Barrier
37	Graded-In Upholstery Programs
37	Dorso Weave Colors
38	Base Styles
38	KRUGEXPRESS Program

DORSO E-LINE | ENVIRONMENTAL SUMMARY

LEED CI CREDITS



MATERIAL CONTENT:



PRE-CONSUMER

RECYCLED CONTENT = 17.95%

POST-CONSUMER

RECYCLED CONTENT = 17.72%

Up to 61.36% of Dorso E product is recyclable at the end of its useful life.

CONTRIBUTES TO

CREDIT 2.1 - 2.2	Construction Waste Management	1-2 point(s)
CREDIT 3.3	Resource Reuse	1 point
CREDIT 4.1	Recycled Content	1 point
CREDIT 4.2	Recycled Content	1 point
CREDIT 4.5	Low Emitting Materials, Systems & Seating	1 point
CREDIT 5.1	Regional Materials*	1 point
CREDIT 7	Certified Wood (MUST BE REQUESTED)	1 point(s)

*This credit is only applicable if in total 20% of the combined value of the procurement of construction materials and in the furniture are manufactured within a radius of 500 miles. This credit will apply if the installation of the finished product occurs within 500 miles of Kitchener, Ontario.

level® CERTIFICATION & AIR EMISSIONS CERTIFICATION



level® CERTIFICATION

BIFMA's e3 Furniture Sustainability Standard is a voluntary, multi-attribute standard that measures the degree of sustainability of furniture. This standard evaluates product and company environmental attributes and compliance systems in a wide range of elements which include Materials, Energy & Atmosphere, Human & Ecosystem Health and Social Responsibility. Dorso products have earned level®, BIFMA's sustainability certification program for furniture, certification through third-party verification against the e3 standard.



The mark of responsible forestry

AIR EMISSIONS

All Dorso products are supplied air-emissions certified. Contact customer service for information.

FSC®

In 2005, Krug received Forest Stewardship Council® (FSC®) Chain-of-Custody certification for our manufacturing facilities. The FSC® Chain-of-Custody tracks certified wood from seedling to final sale. It signifies that the growth, harvesting and production of goods are entirely achieved through responsible forestry, which guarantees a healthy supply of forest resources for generations to come.



Architects, designers, and building professionals can specify FSC®-certified products in order to achieve a point from the US Green Building Council's Leadership in Energy and Environmental Design (LEED) Rating System.

DORSO E & T | FEATURES



ARM STYLES

Optional fixed cantilever or an adjustable black arm constructed of die cast metal with textured plastic arm pads. The adjustable arms feature seven height adjustment positions, with a total adjustment range of 2.75". All Dorso models are also available in armless versions.

E-LINE

Fixed cantilever and adjustable arms are available in Black, Silver Metallic or Polished Chrome accent finishes to match metal base. The fixed arm is also available in black textured plastic and upholstered fabric/leather version.

T-LINE

Fixed cantilever and adjustable arms are available in black textured plastic.



BASE STYLES

E-LINE & T-LINE

Dorso seating features optional Silver Metallic, polished Chrome or Black finish and dual wheel casters.



DORSO CONTROLS

All Dorso E-Line and T-Line come with synchro tilt mechanism. The tilt adjustment range offers five recline-lock positions, as well as free flowing movement. The forward pivot mechanism allows the back and the seat to articulate synchronously in a 2:1 ratio, so that upward tilt of the seat is minimized as the back reclines.



BACK HEIGHT

Back height adjustment is an option on Dorso E & T Line. It offers an adjustment range of 11 positions, over a 2" range of movement. Back height adjustment is operated while in the seated position, by placing the right hand on the right bottom of the chair back, and the left hand on the left bottom of the chair back. The back is lifted and clicked into the desired height. Raising the back to the highest position releases the back height lock so it can be lowered.

SEAT HEIGHT

In the seated position, a pull upwards on the height adjustment lever located under the seat of the user's right side adjusts the height up or down with a total height range of 4.5".

BACK TENSION

Back tension on the mechanism is controlled with an adjustment knob under the seat. It has been designed to provide a range of back tension adjustment suitable for users of varying sizes and preferences.

SEAT SLIDER

All Dorso tilts are available with an optional seat slider mechanism featuring a 2" range of adjustment front to back when seated. The lever to activate this feature is located under the seat of the user's right side and is activated by an upward pull of the lever.

CAL 133 & MOISTURE BARRIER

California Technical Bulletin 133 is a flammability test for seating. Krug offers a compliance method which, in combination with non-flammable upholstery covers, may enable the products to meet certification requirements for this test. This process at the same time also provides the products with a Moisture Barrier - a treatment that helps to prevent the passage of liquids and moisture to inside of upholstered components - thereby conferring sanitary and anti-infection benefits. So when CAL 133 is specified, the product also automatically has a Moisture Barrier, and when a Moisture Barrier is specified, the product also features the compliance method and low flammability features of CAL 133. CAL 133 and Moisture Barrier are available for an upcharge of 60 list per yard.

The application of this upcharge and the compliance method does not mean that the specific configuration of product and upholstery cover are tested and officially certified as being CAL 133 compliant. If official certification is required, Krug will provide this (through an independent certified testing laboratory) at a charge of \$852 per item, plus the cost of the product to be tested. Lead time for certification testing is typically 4-8 weeks. Krug assumes no responsibility for the testing of our products in combination with upholstery covers, or for the results of any testing conducted. Some specific configurations of product and upholstery have already been tested. Please contact Customer Service for additional information.

DORSO E-LINE | DIMENSIONS & COM REQUIREMENTS

Dorso E features a generous seat & back that provides unparalleled comfort and support.

Model Number		Overall Width	Overall Depth	Overall Height	Seat Height Min/Max	Height of Arms from Floor	Width between Arms	Height Range	Seat Depth	Shipping Weight	Cube	COM Yardage
DEC1-HB/DES1-HB	Fixed	25.25	25	50	17.5-22.125	25.6875-30.25	21	47-52	18	44	19	2.2
DEB1-HB	Fixed Upholstered	25.5	25	50	17.5-22.125	25.6875-30.25	20.5	47-52	18	44	19	2.5
	Adjustable	25.5	25	50	17.5-22.125	26-34	21	47-52	18	44	19	2.2
	Armless	20.5	25	50	17.5-22.125	N/A	N/A	47-52	18	40	19	2.2
DEC1-MB/DES1-MB	Fixed	25.25	25	43	17.5-22.125	25.6875-30.25	21	40-45	18	41	16	2
DEB1-MB	Fixed Upholstered	25.5	25	43	17.5-22.125	25.6875-30.25	20.5	40-45	18	41	16	2.3
	Adjustable	25.5	25	43	17.5-22.125	26-34	21	40-45	18	41	16	2
	Armless	20.5	25	43	17.5-22.125	N/A	N/A	40-45	18	37	16	2

DORSO | E-LINE



Note: Some vinyls, leathers and upholsteries are not suitable for application on Dorso E seating. For vinyls, please submit a sample to Customer Service for pre-approval process at time of order.

The pre-approval process is as follows:

1. A sample of the COM must be provided to Krug Customer Service prior to or at time of order.
2. The sample will be reviewed and the customer advised if the fabric is unsuitable.
3. The COM fabric or leather itself will be inspected when received at the factory, to identify and further concerns with its suitability.

ORDERING NOTES:

Height measurements of Dorso E are taken with the pneumatic lift in the lowest position. All dimensions are in inches and approximate and are subject to change without notice. Contact Customer Service if dimensions are critical.

DORSO T-LINE | DIMENSIONS & COM REQUIREMENTS

Dorso T - a strikingly modern chair design, provides a level of long term sitting comfort and support.

Model Number		Overall Width	Overall Depth	Overall Height	Seat Height Min/Max	Height of Arms from Floor	Width between Arms	Height Range	Seat Depth	Shipping Weight	Cube	COM Yardage
DTC1-HB/DTS1-HB/	Fixed	25.25	24	49	16.75-21.375	27.5-30.25	20	46-51	18	44	19	2
	Adjustable	25.5	24	49	16.75-21.375	26-34	20	46-51	18	44	19	2
	Armless	20.5	24	49	16.75-21.375	N/A	N/A	46-51	18	40	19	2
DTB1-HB	Fixed	25.25	24	49	16.75-21.375	27.5-30.25	20	46-51	18	44	19	2
	Adjustable	25.5	24	49	16.75-21.375	26-34	20	46-51	18	44	19	2
	Armless	20.5	24	49	16.75-21.375	N/A	N/A	46-51	18	37	19	2
DTC1-MB/DTS1-MB	Fixed	25.25	24	42	16.75-21.375	27.5-30.25	20	39-44	18	41	16	1.8
DTB1-MB	Adjustable	25.5	24	42	16.75-21.375	26-34	20	39-44	18	41	16	1.8
	Armless	20.5	24	49	16.75-21.375	N/A	N/A	39-44	18	37	16	1.8

DORSO | T-LINE



Note: Some vinyls, leathers and upholsteries are not suitable for application on Dorso T seating. For vinyls, please submit a sample to Customer Service for pre-approval process at time of order.


The pre-approval process is as follows:


1. A sample of the COM must be provided to Krug Customer Service prior to or at time of order.
2. The sample will be reviewed and the customer advised if the fabric is unsuitable.
3. The COM fabric or leather itself will be inspected when received at the factory, to identify and further concerns with its suitability.


OPTIONS


Height measurements of Dorso T are taken with the pneumatic lift in the lowest position. All dimensions are in inches and approximate and are subject to change without notice. Contact Customer Service if dimensions are critical.

DORSO E-LINE | MID BACK

DESCRIPTION/MODEL	COM		COL	FABRIC GRADES			LEATHER			
	1	2		4	5	6	7	8	9	
	Fixed Back; Fixed Arms - Synchro									
	DEC1-M111C	1336	1398	1456	1539	1632	1736	1865	2006	2160
	DES1-M111S	1277	1336	1396	1474	1570	1684	1804	1942	2095
	DEB1-M111B	1116	1175	1235	1313	1406	1522	1643	1782	1936
	Fixed Back; Fixed Arms - Synchro/Seat Slider									
	DEC1-M112C	1409	1472	1529	1612	1705	1809	1938	2078	2234
	DES1-M112S	1350	1409	1471	1547	1643	1757	1878	2016	2171
	DEB1-M112B	1189	1248	1308	1386	1480	1594	1716	1855	2009

	Fixed Back; Adjustable Arms - Synchro									
	DEC1-M121C	1526	1585	1647	1726	1820	1923	2053	2191	2349
	DES1-M121S	1424	1489	1547	1623	1720	1822	1953	2092	2247
	DEB1-M121B	1262	1320	1381	1457	1553	1669	1789	1929	2081
	Fixed Back; Adjustable Arms - Synchro/Seat Slider									
	DEC1-M122C	1599	1659	1720	1800	1893	1999	2127	2265	2422
	DES1-M122S	1497	1562	1620	1700	1793	1895	2027	2165	2322
	DEB1-M122B	1336	1395	1454	1533	1627	1744	1861	2004	2156

	Fixed Back; Fixed Arms (Leather/Fabric Pad) - Synchro									
	DEC1-M131C	1542	1610	1677	1765	1866	1979	2115	2275	2430
	DES1-M131S	1482	1548	1617	1702	1804	1924	2053	2213	2368
	Fixed Back; Fixed Arms (Leather/Fabric Pad) - Synchro/Seat Slider									
	DEC1-M132C	1616	1684	1750	1839	1940	2052	2188	2348	2503
	DES1-M132S	1555	1621	1688	1774	1878	2000	2200	2286	2440

	Fixed Back; Armless - Synchro									
	DEC1-M101C	1248	1309	1371	1447	1543	1657	1776	1916	2073
	DES1-M101S	1130	1190	1251	1328	1426	1538	1657	1799	1952
	DEB1-M101B	1063	1125	1187	1262	1359	1472	1591	1732	1886
	Fixed Back; Armless - Synchro/Seat Slider									
	DEC1-M102C	1320	1384	1444	1521	1617	1729	1850	1989	2146
	DES1-M102S	1205	1263	1326	1402	1499	1610	1729	1872	2025
	DEB1-M102B	1138	1197	1260	1336	1432	1544	1663	1805	1959

Each chair features the Synchro Tilt mechanism





*The finish applies to exposed metal elements specified for the chair: chair base, fixed and adjustable arm accents.

ORDERING NOTES: The upholstered cantilever arm is available for use with leather and upholstery in the Polished Chrome and Silver Metallic arm only. Optional soft wheel casters are available at an upcharge of \$60 list. CAL 133 and Moisture Barrier options are available for an upcharge of \$60 list per yard.

PRODUCT CODE KEY

Line	Series	Back Style	Back Adjustment	Arm Style	Mechanism	Base
DEC	1	M	1	0	1	C
Dorso E-Line (Polished Chrome)	Management, Task & Conference Seating	Mid Back	Fixed	Armless	Synchro	Chrome Base
DES		H	2	1	2	S
Dorso E-Line (Silver Metallic)		High Back	Adjustable	Fixed Cantilever	Synchro/ Seat Slider	Silver Metallic Base
DEB				2		B
Dorso E-Line (Black)				Adjustable		Black Base
				3		
				Fixed Cantilever (Upholstered)		

DORSO E-LINE | MID BACK

DESCRIPTION/MODEL		COM			COL	FABRIC GRADES			LEATHER	
		1	2	3	4	5	6	7	8	9
	Adjustable Back; Fixed Arms - Synchro									
	DEC1-M211C	1363	1427	1488	1568	1661	1765	1893	2034	2189
	DES1-M211S	1307	1363	1426	1502	1598	1713	1834	1973	2127
	DEB1-M211B	1144	1205	1263	1343	1437	1550	1673	1811	1965
	Adjustable Back; Fixed Arms - Synchro/Seat Slider									
	DEC1-M212C	1440	1500	1559	1641	1735	1839	1967	2107	2261
	DES1-M212S	1379	1440	1499	1576	1673	1786	1907	2046	2200
	DEB1-M212B	1218	1277	1337	1416	1509	1623	1746	1885	2037
	Adjustable Back; Adjustable Arms - Synchro									
	DEC1-M221C	1555	1616	1676	1756	1850	1953	2081	2220	2378
	DES1-M221S	1452	1519	1576	1654	1749	1851	1982	2121	2277
	DEB1-M221B	1291	1350	1411	1489	1583	1700	1818	1958	2110
	Adjustable Back; Adjustable Arms - Synchro/Seat Slider									
	DEC1-M222C	1629	1687	1749	1829	1923	2027	2156	2294	2451
	DES1-M222S	1526	1591	1650	1727	1822	1924	2056	2194	2350
	DEB1-M222B	1363	1424	1483	1562	1657	1772	1890	2032	2186
	Adjustable Back; Fixed Arms (Leather/Fabric Pad) - Synchro									
	DEC1-M231C	1571	1639	1707	1795	1895	2008	2144	2304	2459
	DES1-M231S	1514	1577	1646	1729	1834	1955	2081	2243	2395
	Adjustable Back; Fixed Arms (Leather/Fabric Pad) - Synchro/Seat Slider									
	DEC1-M232C	1644	1713	1780	1867	1969	2080	2216	2377	2532
	DES1-M232S	1585	1651	1719	1804	1907	2028	2156	2316	2470
	Adjustable Back; Armless - Synchro									
	DEC1-M201C	1277	1338	1400	1476	1572	1686	1806	1945	2103
	DES1-M201S	1160	1220	1281	1358	1454	1567	1686	1827	1981
	DEB1-M201B	1093	1154	1216	1291	1388	1500	1620	1760	1915
	Adjustable Back; Armless - Synchro/Seat Slider									
	DEC1-M202C	1350	1412	1473	1549	1646	1759	1881	2018	2174
	DES1-M202S	1234	1293	1355	1430	1527	1639	1759	1901	2055
	DEB1-M202B	1167	1226	1288	1363	1460	1574	1693	1835	1988

Each chair features the Synchro Tilt mechanism




*The finish applies to exposed metal elements specified for the chair: chair base, fixed and adjustable arm accents.

ORDERING NOTES: The upholstered cantilever arm is available for use with leather and upholstery in the Polished Chrome and Silver Metallic arm only. Optional soft wheel casters are available at an upcharge of \$60 list. CAL 133 and Moisture Barrier options are available for an upcharge of \$60 list per yard.

PRODUCT CODE KEY

Line	Series	Back Style	Back Adjustment	Arm Style	Mechanism	Base
DEC Dorso E-Line (Polished Chrome)	1 Management, Task & Conference Seating	M Mid Back	1 Fixed	0 Armless	1 Synchro	C Chrome Base
DES Dorso E-Line (Silver Metallic)		H High Back	2 Adjustable	1 Fixed Cantilever	2 Synchro/ Seat Slider	S Silver Metallic Base
DEB Dorso E-Line (Black)				2 Adjustable		B Black Base
				3 Fixed Cantilever (Upholstered)		

DORSO E-LINE | HIGH BACK

DESCRIPTION/MODEL		COM	FABRIC GRADES							LEATHER	
		1	2	3	4	5	6	7	8	9	
	Fixed Back; Fixed Arms - Synchro										
	DEC1-H111C	1379	1455	1538	1641	1761	1910	2083	2282	2497	
	DES1-H111S	1320	1396	1476	1580	1702	1847	2024	2219	2438	
	DEB1-H111B	1144	1220	1302	1404	1524	1673	1847	2044	2260	
	Fixed Back; Fixed Arms - Synchro/Seat Slider										
	DEC1-H112C	1452	1528	1610	1714	1837	1984	2157	2355	2571	
	DES1-H112S	1395	1471	1549	1654	1774	1921	2095	2293	2511	
	DEB1-H112B	1218	1293	1374	1478	1598	1746	1921	2117	2335	
	Fixed Back; Adjustable Arms - Synchro										
	DEC1-H121C	1571	1647	1726	1832	1952	2101	2272	2463	2688	
	DES1-H121S	1514	1590	1669	1771	1892	2037	2211	2405	2630	
	DEB1-H121B	1336	1414	1493	1593	1718	1861	2035	2230	2452	
	Fixed Back; Adjustable Arms - Synchro/Seat Slider										
	DEC1-H122C	1644	1720	1800	1906	2025	2172	2345	2537	2760	
	DES1-H122S	1585	1662	1744	1844	1966	2110	2285	2477	2702	
	DEB1-H122B	1409	1488	1567	1667	1790	1936	2108	2302	2525	
	Fixed Back; Fixed Arms (Leather/Fabric Pad) - Synchro										
	DEC1-H131C	1585	1667	1757	1867	1999	2152	2334	2550	2768	
	DES1-H131S	1526	1608	1696	1807	1936	2089	2273	2491	2707	
	Fixed Back; Fixed Arms (Leather/Fabric Pad) - Synchro/Seat Slider										
	DEC1-H132C	1659	1743	1830	1941	2071	2225	2407	2625	2839	
	DES1-H132S	1599	1680	1771	1882	2009	2162	2347	2564	2780	

Each chair features the Synchro Tilt mechanism




*The finish applies to exposed metal elements specified for the chair: chair base, fixed and adjustable arm accents.

ORDERING NOTES: The upholstered cantilever arm is available for use with leather and upholstery in the Polished Chrome and Silver Metallic arm only. Optional soft wheel casters are available at an upcharge of \$60 list. CAL 133 and Moisture Barrier options are available for an upcharge of \$60 list per yard.

PRODUCT CODE KEY

Line	Series	Back Style	Back Adjustment	Arm Style	Mechanism	Base
DEC	1	M	1	0	1	C
Dorso E-Line (Polished Chrome)	Management, Task & Conference Seating	Mid Back	Fixed	Armless	Synchro	Chrome Base
DES		H	2	1	2	S
Dorso E-Line (Silver Metallic)		High Back	Adjustable	Fixed Cantilever	Synchro/ Seat Slider	Silver Metallic Base
DEB				2		B
Dorso E-Line (Black)				Adjustable		Black Base
				3		
				Fixed Cantilever (Upholstered)		

DORSO E-LINE | HIGH BACK

DESCRIPTION/MODEL	COM		COL	FABRIC GRADES			LEATHER			
	1	2	3	4	5	6	7	8	9	
	Adjustable Back; Fixed Arms - Synchro									
	DEC1-H211C	1409	1486	1567	1672	1791	1940	2114	2310	2525
	DES1-H211S	1350	1426	1505	1610	1729	1878	2053	2248	2467
	DEB1-H211B	1175	1249	1329	1434	1553	1702	1878	2075	2289
	Adjustable Back; Fixed Arms - Synchro/Seat Slider									
	DEC1-H212C	1482	1558	1639	1745	1865	2013	2187	2384	2601
	DES1-H212S	1424	1499	1579	1684	1804	1951	2127	2323	2541
	DEB1-H212B	1248	1321	1403	1506	1627	1774	1951	2147	2365
	Adjustable Back; Adjustable Arms - Synchro									
	DEC1-H221C	1599	1676	1756	1860	1981	2128	2301	2492	2718
	DES1-H221S	1542	1619	1700	1800	1922	2067	2241	2434	2658
	DEB1-H221B	1363	1444	1522	1622	1747	1890	2064	2258	2480
	Adjustable Back; Adjustable Arms - Synchro/Seat Slider									
	DEC1-H222C	1674	1749	1829	1935	2055	2202	2375	2565	2791
	DES1-H222S	1616	1692	1772	1873	1993	2142	2314	2507	2732
	DEB1-H222B	1440	1517	1594	1696	1819	1965	2138	2332	2556
	Adjustable Back; Fixed Arms (Leather/Fabric Pad) - Synchro									
	DEC1-H231C	1616	1700	1786	1898	2027	2183	2362	2580	2796
	DES1-H231S	1555	1637	1726	1838	1965	2118	2302	2519	2736
	Adjustable Back; Fixed Arms (Leather/Fabric Pad) - Synchro/Seat Slider									
	DEC1-H232C	1687	1772	1859	1971	2102	2256	2435	2653	2869
	DES1-H232S	1629	1712	1800	1910	2037	2191	2376	2592	2810

Each chair features the Synchro Tilt mechanism

*The finish applies to exposed metal elements specified for the chair: chair base, fixed and adjustable arm accents.

ORDERING NOTES: The upholstered cantilever arm is available for use with leather and upholstery in the Polished Chrome and Silver Metallic arm only. Optional soft wheel casters are available at an upcharge of \$60 list. CAL 133 and Moisture Barrier options are available for an upcharge of \$60 list per yard. Please see Page 34 for more information.

PRODUCT CODE KEY

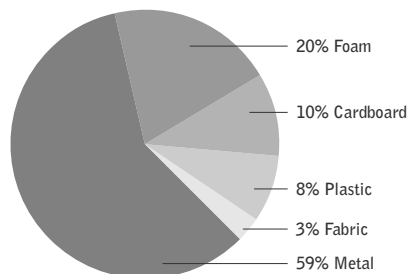
Line	Series	Back Style	Back Adjustment	Arm Style	Mechanism	Base
DEC Dorso E-Line (Polished Chrome)	1 Management, Task & Conference Seating	M Mid Back	1 Fixed	0 Armless	1 Synchro	C Chrome Base
DES Dorso E-Line (Silver Metallic)		H High Back	2 Adjustable	1 Fixed Cantilever	2 Synchro/ Seat Slider	S Silver Metallic Base
DEB Dorso E-Line (Black)				2 Adjustable		B Black Base
				3 Fixed Cantilever (Upholstered)		

DORSO T-LINE | ENVIRONMENTAL SUMMARY

LEED CI CREDITS



MATERIAL CONTENT:



PRE-CONSUMER
RECYCLED CONTENT = 7.91%

POST-CONSUMER
RECYCLED CONTENT = 18.91%

Up to 63.75% of this Dorso T product is recyclable at the end of its useful life.

CONTRIBUTES TO

CREDIT	CONTRIBUTES TO	POINTS
CREDIT 2.1 - 2.2	Construction Waste Management	1-2 point(s)
CREDIT 3.3	Resource Reuse	1 point
CREDIT 4.1	Recycled Content	1 point
CREDIT 4.2	Recycled Content	1 point
CREDIT 4.5	Low Emitting Materials, Systems & Seating	1 point
CREDIT 5.1	Regional Materials*	1 point

*This credit is only applicable if in total 20% of the combined value of the procurement of construction materials and in the furniture are manufactured within a radius of 500 miles. This credit will apply if the installation of the finished product occurs within 500 miles of Kitchener, Ontario.

level® CERTIFICATION & AIR EMISSIONS CERTIFICATION



level® CERTIFICATION




BIFMA's e3 Furniture Sustainability Standard is a voluntary, multi-attribute standard that measures the degree of sustainability of furniture. This standard evaluates product and company environmental attributes and compliance systems in a wide range of elements which include Materials, Energy & Atmosphere, Human & Ecosystem Health and Social Responsibility. Dorso products have earned level®, BIFMA's sustainability certification program for furniture, certification through third-party verification against the e3 standard.



AIR EMISSIONS

All Dorso products are supplied air-emissions certified. Contact customer service for information.

DORSO T-LINE | MID BACK

DESCRIPTION/MODEL	COM		COL		FABRIC GRADES				LEATHER	
	1	2	3	4	5	6	7	8	9	
	Fixed Back; Fixed Arms - Synchro									
	DTC1-M111C	1227	1286	1343	1416	1501	1596	1716	1845	1986
	DTS1-M111S	1175	1227	1285	1356	1444	1548	1660	1788	1930
	DTB1-M111B	1028	1081	1136	1208	1294	1401	1509	1639	1780
	Fixed Back; Fixed Arms - Synchro/Seat Slider									
	DTC1-M112C	1303	1359	1416	1489	1575	1672	1789	1917	2060
	DTS1-M112S	1248	1303	1358	1429	1517	1621	1733	1860	2005
	DTB1-M112B	1100	1154	1210	1279	1370	1474	1583	1713	1853
		Fixed Back; Adjustable Arms - Synchro								
DTC1-M121C		1404	1457	1516	1589	1676	1771	1888	2016	2161
DTS1-M121S		1309	1371	1424	1494	1581	1677	1799	1924	2067
DTB1-M121B		1162	1216	1272	1343	1429	1535	1646	1774	1915
Fixed Back; Adjustable Arms - Synchro/Seat Slider										
DTC1-M122C		1478	1533	1589	1661	1749	1844	1962	2089	2235
DTS1-M122S		1384	1444	1497	1568	1655	1750	1872	2000	2142
DTB1-M122B		1235	1288	1345	1416	1502	1608	1719	1847	1988
		Fixed Back; Armless - Synchro								
	DTC1-M101C	1148	1206	1260	1330	1419	1524	1635	1762	1907
	DTS1-M101S	1040	1094	1151	1222	1312	1414	1524	1654	1796
	DTB1-M101B	981	1036	1089	1162	1250	1354	1464	1593	1735
	Fixed Back; Armless - Synchro/Seat Slider									
	DTC1-M102C	1221	1278	1333	1404	1493	1598	1708	1838	1966
	DTS1-M102S	1113	1169	1225	1296	1385	1488	1598	1727	1871
	DTB1-M102B	1053	1108	1164	1235	1323	1427	1538	1667	1807

Each chair features the Synchro Tilt mechanism

*The finish applies to exposed metal elements specified for the chair: chair base, fixed and adjustable arm accents.

ORDERING NOTES

Dorso T-Line versions are available without back metal accent detail. Please contact Customer Service for ordering information.

Optional soft wheel casters are available at an upcharge of \$60 list. CAL 133 and Moisture Barrier options are available for an upcharge of \$60 list per yard. Please see Page 34 for more information.

The upholstered cantilever arm is available for use with leather and upholstery in the polished chrome and silver metal arm only.




Upcharge for Fixed Cantilever Upholstered cap:

GR1/COM	GR2	GR3	GR4	GR5	GR6	GR7	GR8	GR9
207	214	223	228	237	243	251	271	280

PRODUCT CODE KEY

Line	Series	Back Style	Back Adjustment	Arm Style	Mechanism	Base
DTC Dorso T-Line (Polished Chrome)	1 Management, Task & Conference Seating	M Mid Back	1 Fixed	0 Armless	1 Synchro	C Chrome Base
DTS Dorso T-Line (Silver Metallic)		H High Back	2 Adjustable	1 Fixed Cantilever	2 Synchro/ Seat Slider	S Silver Metallic Base
DTB Dorso T-Line (Black)				2 Adjustable		B Black Base
				3 Fixed Cantilever Upholstered		

DORSO T-LINE | MID BACK

DESCRIPTION/MODEL		COM	COL		FABRIC GRADES			LEATHER		
		1	2	3	4	5	6	7	8	9
	Adjustable Back; Fixed Arms - Synchro									
	DTC1-M211C	1258	1313	1370	1444	1527	1623	1745	1872	2014
	DTS1-M211S	1203	1258	1312	1384	1472	1576	1686	1814	1956
	DTB1-M211B	1055	1107	1163	1235	1321	1427	1539	1666	1807
	Adjustable Back; Fixed Arms - Synchro/Seat Slider									
	DTC1-M212C	1329	1386	1443	1517	1603	1700	1816	1943	2087
	DTS1-M212S	1275	1329	1385	1455	1544	1650	1759	1887	2030
	DTB1-M212B	1128	1180	1236	1308	1396	1500	1612	1738	1882
	Adjustable Back; Adjustable Arms - Synchro									
	DTC1-M221C	1430	1486	1543	1616	1703	1799	1915	2044	2188
	DTS1-M221S	1337	1396	1450	1522	1610	1704	1824	1952	2094
	DTB1-M221B	1189	1242	1298	1371	1456	1562	1674	1801	1942
	Adjustable Back; Adjustable Arms - Synchro/Seat Slider									
	DTC1-M222C	1503	1558	1617	1687	1775	1872	1988	2117	2260
	DTS1-M222S	1411	1471	1523	1594	1684	1776	1898	2025	2168
	DTB1-M222B	1262	1315	1372	1444	1529	1635	1747	1874	2016
	Adjustable Back; Armless - Synchro									
	DTC1-M201C	1177	1235	1288	1360	1448	1553	1663	1793	1936
	DTS1-M201S	1070	1125	1182	1251	1342	1444	1553	1684	1826
	DTB1-M201B	1009	1063	1120	1190	1279	1384	1493	1622	1762
	Adjustable Back; Armless - Synchro/Seat Slider									
	DTC1-M202C	1250	1308	1361	1434	1522	1627	1737	1866	2021
	DTS1-M202S	1142	1197	1257	1326	1414	1517	1627	1757	1899
	DTB1-M202B	1083	1138	1192	1263	1354	1455	1567	1696	1838

Each chair features the Synchro Tilt mechanism

*The finish applies to exposed metal elements specified for the chair: chair base, fixed and adjustable arm accents.

ORDERING NOTES

Dorso T-Line versions are available without back metal accent detail. Please contact Customer Service for ordering information.

Optional soft wheel casters are available at an upcharge of \$60 list. CAL 133 and Moisture Barrier options are available for an upcharge of \$60 list per yard. Please see Page 34 for more information.

The upholstered cantilever arm is available for use with leather and upholstery in the polished chrome and silver metal arm only.




Upcharge for Fixed Cantilever Upholstered cap:

GR1/COM	GR2	GR3	GR4	GR5	GR6	GR7	GR8	GR9
207	214	223	228	237	243	251	271	280

PRODUCT CODE KEY

Line	Series	Back Style	Back Adjustment	Arm Style	Mechanism	Base
DTC Dorso T-Line (Polished Chrome)	1 Management, Task & Conference Seating	M Mid Back	1 Fixed	0 Armless	1 Synchro	C Chrome Base
DTS Dorso T-Line (Silver Metallic)		H High Back	2 Adjustable	1 Fixed Cantilever	2 Synchro/ Seat Slider	S Silver Metallic Base
DTB Dorso T-Line (Black)				2 Adjustable		B Black Base
				3 Fixed Cantilever Upholstered		

DORSO T-LINE | HIGH BACK

DESCRIPTION/MODEL	COM	FABRIC GRADES					LEATHER			
	1	2	3	4	5	6	7	8	9	
	Fixed Back; Fixed Arms - Synchro									
	DTC1-H111C	1271	1342	1414	1509	1621	1758	1916	2102	2299
	DTS1-H111S	1216	1285	1359	1454	1565	1701	1861	2043	2243
	DTB1-H111B	1055	1123	1196	1291	1403	1539	1701	1882	2080
	Fixed Back; Fixed Arms - Synchro/Seat Slider									
	DTC1-H112C	1344	1414	1488	1583	1695	1832	1989	2173	2372
	DTS1-H112S	1288	1358	1432	1527	1637	1773	1936	2116	2316
	DTB1-H112B	1128	1196	1271	1363	1476	1612	1773	1955	2154
	Fixed Back; Adjustable Arms - Synchro									
	DTC1-H121C	1445	1516	1589	1685	1796	1933	2089	2265	2473
	DTS1-H121S	1391	1460	1535	1629	1744	1875	2034	2213	2420
	DTB1-H121B	1227	1302	1374	1468	1579	1713	1873	2051	2257
	Fixed Back; Adjustable Arms - Synchro/Seat Slider									
	DTC1-H122C	1519	1589	1661	1758	1871	2006	2162	2338	2546
	DTS1-H122S	1465	1535	1608	1703	1815	1948	2107	2286	2493
	DTB1-H122B	1303	1374	1447	1541	1652	1786	1961	2122	2331
	Fixed Back; Armless - Synchro									
	DTC1-H101C	1182	1251	1326	1422	1534	1672	1829	2012	2210
	DTS1-H101S	1070	1138	1213	1308	1418	1551	1716	1895	2094
	DTB1-H101B	1004	1072	1144	1240	1351	1488	1649	1830	2030
	Fixed Back; Armless - Synchro/Seat Slider									
	DTC1-H102C	1257	1326	1400	1495	1607	1745	1903	2085	2283
	DTS1-H102S	1142	1212	1286	1381	1492	1626	1789	1969	2168
	DTB1-H102B	1078	1144	1218	1314	1426	1559	1721	1905	2104

Each chair features the Synchro Tilt mechanism

*The finish applies to exposed metal elements specified for the chair: chair base, fixed and adjustable arm accents.

ORDERING NOTES

Dorso T-Line versions are available without back metal accent detail. Please contact Customer Service for ordering information.

Optional soft wheel casters are available at an upcharge of \$60 list. CAL 133 and Moisture Barrier options are available for an upcharge of \$60 list per yard. Please see Page 34 for more information.

The upholstered cantilever arm is available for use with leather and upholstery in the polished chrome and silver metal arm only.




Upcharge for Fixed Cantilever Upholstered cap:

GR1/COM	GR2	GR3	GR4	GR5	GR6	GR7	GR8	GR9
207	214	223	228	237	243	251	271	280

PRODUCT CODE KEY

Line	Series	Back Style	Back Adjustment	Arm Style	Mechanism	Base
DTC Dorso T-Line (Polished Chrome)	1 Management, Task & Conference Seating	M Mid Back	1 Fixed	0 Armless	1 Synchro	C Chrome Base
DTS Dorso T-Line (Silver Metallic)		H High Back	2 Adjustable	1 Fixed Cantilever	2 Synchro/ Seat Slider	S Silver Metallic Base
DTB Dorso T-Line (Black)				2 Adjustable		B Black Base
				3 Fixed Cantilever Upholstered		

DORSO T-LINE | HIGH BACK

DESCRIPTION/MODEL		COM			COL	FABRIC GRADES			LEATHER	
		1	2	3	4	5	6	7	8	9
	Adjustable Back; Fixed Arms - Synchro									
	DTC1-H211C	1296	1367	1443	1538	1649	1785	1943	2127	2324
	DTS1-H211S	1242	1312	1386	1480	1592	1727	1888	2069	2271
	DTB1-H211B	1157	1225	1301	1395	1505	1641	1802	1984	2185
	Adjustable Back; Fixed Arms - Synchro/Seat Slider									
	DTC1-H212C	1371	1442	1516	1610	1721	1858	2017	2200	2397
	DTS1-H212S	1315	1385	1457	1553	1666	1801	1962	2143	2344
	DTB1-H212B	1231	1301	1373	1470	1579	1714	1875	2058	2257
	Adjustable Back; Adjustable Arms - Synchro									
	DTC1-H221C	1473	1543	1616	1713	1822	1958	2117	2292	2501
	DTS1-H221S	1418	1491	1562	1655	1770	1903	2061	2239	2447
	DTB1-H221B	1259	1329	1403	1495	1608	1744	1903	2079	2286
	Adjustable Back; Adjustable Arms - Synchro/Seat Slider									
	DTC1-H222C	1546	1617	1687	1786	1895	2032	2190	2366	2573
	DTS1-H222S	1492	1564	1635	1728	1842	1977	2136	2313	2519
	DTB1-H222B	1330	1403	1476	1570	1680	1815	1977	2152	2359
	Adjustable Back; Armless - Synchro									
	DTC1-H201C	1212	1281	1355	1451	1564	1701	1858	2040	2239
	DTS1-H201S	1098	1167	1242	1337	1447	1581	1746	1924	2123
	DTB1-H201B	1032	1102	1175	1271	1381	1517	1677	1859	2059
	Adjustable Back; Armless - Synchro/Seat Slider									
	DTC1-H202C	1285	1355	1428	1524	1636	1773	1933	2115	2313
	DTS1-H202S	1172	1240	1315	1411	1521	1655	1818	2000	2199
	DTB1-H202B	1106	1175	1248	1344	1454	1590	1750	1934	2132

Each chair features the Synchro Tilt mechanism

*The finish applies to exposed metal elements specified for the chair: chair base, fixed and adjustable arm accents.

ORDERING NOTES

Dorso T-Line versions are available without back metal accent detail. Please contact Customer Service for ordering information.

Optional soft wheel casters are available at an upcharge of \$60 list. CAL 133 and Moisture Barrier options are available for an upcharge of \$60 list per yard. Please see Page 34 for more information.

The upholstered cantilever arm is available for use with leather and upholstery in the polished chrome and silver metal arm only.

Upcharge for Fixed Cantilever Upholstered cap:

GR1/COM	GR2	GR3	GR4	GR5	GR6	GR7	GR8	GR9
207	214	223	228	237	243	251	271	280

PRODUCT CODE KEY

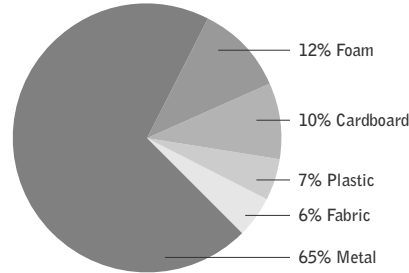
Line	Series	Back Style	Back Adjustment	Arm Style	Mechanism	Base
DTC Dorso T-Line (Polished Chrome)	1 Management, Task & Conference Seating	M Mid Back	1 Fixed	0 Armless	1 Synchro	C Chrome Base
DTS Dorso T-Line (Silver Metallic)		H High Back	2 Adjustable	1 Fixed Cantilever	2 Synchro/ Seat Slider	S Silver Metallic Base
DTB Dorso T-Line (Black)				2 Adjustable		B Black Base
				3 Fixed Cantilever Upholstered		

DORSO WEAVE | ENVIRONMENTAL SUMMARY

LEED CI CREDITS



MATERIAL CONTENT:



PRE-CONSUMER
RECYCLED CONTENT = 11.32%

POST-CONSUMER
RECYCLED CONTENT = 21.48%

Up to 74.04% of this Dorso Weave product is recyclable at the end of its useful life.

CONTRIBUTES TO

CREDIT 2.1 - 2.2	Construction Waste Management	1-2 point(s)
CREDIT 3.3	Resource Reuse	1 point
CREDIT 4.1	Recycled Content	1 point
CREDIT 4.2	Recycled Content	1 point
CREDIT 4.5	Low Emitting Materials, Systems & Seating	1 point
CREDIT 5.1	Regional Materials*	1 point

*This credit is only applicable if in total 20% of the combined value of the procurement of construction materials and in the furniture are manufactured within a radius of 500 miles. This credit will apply if the installation of the finished product occurs within 500 miles of Kitchener, Ontario.

level® CERTIFICATION & AIR EMISSIONS CERTIFICATION



level® CERTIFICATION

BIFMA's e3 Furniture Sustainability Standard is a voluntary, multi-attribute standard that measures the degree of sustainability of furniture. This standard evaluates product and company environmental attributes and compliance systems in a wide range of elements which include Materials, Energy & Atmosphere, Human & Ecosystem Health and Social Responsibility. Dorso products have earned level®, BIFMA's sustainability certification program for furniture, certification through third-party verification against the e3 standard.



AIR EMISSIONS

All Dorso products are supplied air-emissions certified. Contact customer service for information.

DORSO WEAVE | FEATURES



ARM STYLES

Optional fixed cantilever or an adjustable black arm constructed of die cast metal with textured plastic arm pads. The adjustable arms feature seven height adjustment positions, with a total adjustment range of 2.75". All Dorso models are also available in armless versions.

S-LINE

Fixed cantilever and adjustable arms are available in Black, Silver Metallic or Polished Chrome accent finishes to match metal base. The fixed arm is also available in black textured plastic and upholstered fabric/leather version.

N-LINE

Fixed cantilever and adjustable arms are available in black textured plastic only.



BASE STYLES

Dorso seating features injection molded, glass reinforced black nylon bases with dual wheel casters. Dorso seating features optional Silver Metallic or Polished Chrome finish. S-Line models feature steel upper and lower seat back exposed frame rail available in Silver Metallic or Polished Chrome finish.



DORSO CONTROLS

All Dorso S-Line and N-Line tilters come with a synchro tilt mechanism. The tilt adjustment range offers five recline-lock positions, as well as free flowing movement. The forward pivot of the mechanism allows the back and the seat to articulate synchronously in a 2:1 ratio, so that upward tilt of the seat is minimized as the back reclines.

SEAT HEIGHT

In the seated position, a pull upwards on the height adjustment lever located under the seat of the user's right side adjusts the height up or down with a total height range of 4.5".

BACK TENSION

Back tension on the mechanism is controlled with an adjustment knob under the seat. It has been designed to provide a range of back tension adjustment suitable for users of varying sizes and preferences.

SEAT SLIDER

All Dorso tilters are available with an optional seat slider mechanism featuring a 2" range of adjustment front to back when seated. The lever to activate this feature is located under the seat of the user's right side and is activated by an upward pull of the lever.

BACK HEIGHT

Back height adjustment is a standard feature on S-Line chairs, and an option on N-Line chairs. It offers an adjustment range of 11 positions, over a 2" range of movement. Back height adjustment is operated while in the seated position, by placing the right hand on the right bottom of the chair back, and the left hand on the left bottom of the chair back. The back is lifted and clicked into the desired height. Raising the back to the highest position releases the back height lock so it can be lowered.

BACK COLOR OPTIONS

Black • Warm Grey • Tan • Soft Beige • Winter White






DIMENSIONS & COM REQUIREMENTS

		Overall Width	Overall Depth	Overall Height	Seat Height	Height of Arms from Floor	Width between Arms	Seat Depth	Shipping Weight	Cube	COM Yardage
S-LINE MID BACK	Fixed	24.5	22.5	42.5	18-22	27-30.5	20	18	51	15	0.75
	Adjustable	25	22.5	42.5	18-22	25.5-32	19.5	18	51	15	0.75
	Armless	19.5	22.5	42.5	18-22	N/A	N/A	18	46	15	0.75
S-LINE HIGH BACK	Fixed	24.5	22.5	47	18-22	27-30.5	20	18	52	18	0.75
	Adjustable	25	22.5	47	18-22	25.5-32	19.5	18	52	18	0.75
	Armless	19.5	22.5	47	18-22	N/A	N/A	18	47	18	0.75
S-LINE HIGH BACK with Headrest	Fixed	24.5	22.5	50.5	18-22	27-30.5	20	18	54	18	0.75
	Adjustable	25	22.5	50.5	18-22	25.5-32	19.5	18	54	18	0.75
N-LINE MID BACK	Fixed	24.5	21.5	41	18-22	27-30.5	20	18	50	15	0.75
	Adjustable	25	21.5	41	18-22	25.5-32	19.5	18	50	15	0.75
	Armless	19.5	21.5	41	18-22	N/A	N/A	18	45	15	0.75
N-LINE HIGH BACK	Fixed	24.5	21.5	45.5	18-22	27-30.5	20	18	51	18	0.75
	Adjustable	25	21.5	45.5	18-22	25.5-32	19.5	18	51	18	0.75
N-LINE HIGH BACK with Headrest	Fixed	24.5	21.5	50.5	18-22	27-30.5	20	18	53	19.5	0.75
	Adjustable	25	21.5	50.5	18-22	25.5-32	19.5	18	53	19.5	0.75

Note: Some vinyls, leathers and upholsteries are not suitable for application on Dorso seating. For information on COM approval process see Page 34 .

Height measurements of Dorso are taken with the pneumatic lift in the lowest position. All dimensions are in inches and approximate and are subject to change without notice. Contact Customer Service if dimensions are critical.

DORSO WEAVE S-LINE | MID BACK

DESCRIPTION/MODEL	COM		COL	FABRIC GRADES			LEATHER		
	1	2		4	5	6	7	8	9
	FIXED ARMS (Black with metal accent)								
	DOS1-M2211M	1553 1570	1583	1607	1629	1652	1680	1713	1745
	Silver Metallic								
	DOS1-M2231M	1760 1784	1805	1835	1864	1895	1933	1983	2024
	Silver Metallic								
	DOC1-M2211M	1626 1643	1657	1678	1703	1723	1756	1785	1815
	Polished Chrome								
	DOC1-M2231M	1832 1857	1879	1907	1938	1966	2007	2055	2094
	Polished Chrome								
	ADJUSTABLE ARMS (Black with metal accent)								
	DOS1-M2221M	1493 1506	1522	1546	1568	1591	1620	1651	1679
	Silver Metallic								
	DOC1-M2221M	1570 1583	1599	1621	1646	1667	1700	1727	1758
	ARMLESS								
	DOS1-M2201M	1393 1406	1422	1446	1470	1492	1521	1550	1580
	Silver Metallic								
	DOC1-M2201M	1457 1474	1491	1514	1534	1557	1589	1618	1649
	Polished Chrome								

ORDERING NOTES



Dorso S-Line versions are available without the back metal accent detail. Please contact Customer Service for ordering information.
 Seat slider option is available on all tilter chair models at an upcharge of \$75 list.
 Clearly indicate on order fabric selection for seat and weave selection for back.
 For jury base version of this chair, please add a 'J' for the base style at the end of the model number and add \$72 list.
 CAL 133 and Moisture Barrier options are available for an upcharge of \$60 list per yard. Please see Page 34 for more information.





PRODUCT CODE KEY

Line	Series	Back Style	Back Adjustment	Back Details	Arm Style	Mechanism	Base
DOS	1	M	2	2	0	1	M
Dorso S-Line (Silver Metallic)	Management, Task & Conference Seating	Mid Back	Adjustment	No Headrest Weave	Armless	Synchro	Metal Base
DOC		H		3	1	2	J
Dorso S-Line (Polished Chrome)		High Back		Headrest (No trim) (High back only) Weave	Fixed Cantilever	Synchro/Seat Slider	Jury Base
					2		
					Adjustable (Black)		
					3		
					Fixed Cantilever Upholstered		

DORSO WEAVE S-LINE | HIGH BACK

DESCRIPTION/MODEL		COM		COL	FABRIC GRADES			LEATHER			
		1	2	3	4	5	6	7	8	9	
	FIXED ARMS (Black with metal accent)										
	DOS1-H2211M	1678	1695	1709	1732	1756	1776	1807	1838	1867	
	Silver Metallic										
	DOS1-H2231M	1885	1908	1931	1961	1990	2020	2059	2107	2147	
	DOC1-H2211M	1752	1770	1784	1806	1829	1851	1882	1913	1942	
	Polished Chrome										
	DOC1-H2231M	1959	1983	2006	2034	2063	2094	2131	2184	2221	
	ADJUSTABLE ARMS (Black with metal accent)										
	DOS1-H2221M	1620	1635	1651	1674	1696	1719	1749	1777	1809	
	Silver Metallic										
	DOC1-H2221M	1696	1712	1726	1749	1772	1795	1824	1855	1885	
	Polished Chrome										

DORSO WEAVE S-LINE | HIGH BACK WITH HEADREST

	FIXED ARMS (Black with metal accent)									
	DOS1-H2311M	1848	1862	1879	1903	1923	1947	1978	2008	2036
	Silver Metallic									
	DOS1-H2331M	2055	2077	2101	2130	2159	2190	2229	2277	2316
	Silver Metallic									
	DOC1-H2311M	1923	1938	1955	1978	2003	2021	2053	2081	2114
	Polished Chrome									
	DOC1-H2331M	2129	2152	2176	2205	2237	2264	2302	2351	2393
	Polished Chrome									
	ADJUSTABLE ARMS (Black with metal accent)									
	DOS1-H2321M	1790	1805	1819	1844	1865	1887	1917	1948	1979
	Silver Metallic									
	DOC1-H2321M	1865	1881	1895	1917	1941	1963	1992	2024	2055
	Polished Chrome									




ORDERING NOTES
Dorso S-Line versions are available without the back metal accent detail. Please contact Customer Service for ordering information.
Seat slider option is available on all tilter chair models at an upcharge of \$75 list.
Clearly indicate on order fabric selection for seat and weave selection for back.
For jury base version of this chair, please add a 'J' for the base style at the end of the model number and add \$72 list.
CAL 133 and Moisture Barrier options are available for an upcharge of \$60 list per yard. Please see Page 34 for more information.



PRODUCT CODE KEY

Line	Series	Back Style	Back Adjustment	Back Details	Arm Style	Mechanism	Base
DOS	1	M	2	2	0	1	M
Dorso S-Line (Silver Metallic)	Management, Task & Conference Seating	Mid Back	Adjustment	No Headrest Weave	Armless	Synchro	Metal Base
DOC		H		3	1	2	J
Dorso S-Line (Polished Chrome)		High Back		Headrest (No trim) (High back only) Weave	Fixed Cantilever	Synchro/Seat Slider	Jury Base
					2		
					Adjustable (Black)		
					3		
					Fixed Cantilever Upholstered		

DORSO WEAVE N-LINE | MID BACK

DESCRIPTION/MODEL		COM 1	2	COL 3	FABRIC GRADES 4 5 6			LEATHER 7 8		9
	FIXED ARMS (Black)									
	DON1-M1211B	1363	1379	1396	1418	1443	1464	1494	1523	1553
	No back adjustment									
	DON1-M2211B	1445	1457	1474	1497	1520	1543	1572	1604	1632
	ADJUSTABLE ARMS (Black)									
	DON1-M1221B	1307	1320	1337	1359	1381	1404	1434	1465	1495
	No back adjustment									
	DON1-M2221B	1384	1400	1414	1437	1457	1480	1514	1543	1572
	ARMLESS									
	DON1-M1201B	1205	1218	1234	1258	1278	1303	1330	1361	1393
	No back adjustment									
	DON1-M2201B	1272	1287	1303	1323	1348	1371	1401	1429	1459
	With back adjustment									

ORDERING NOTES

Dorso S-Line versions are available without the back metal accent detail. Please contact Customer Service for ordering information.

Seat slider option is available on all tilter chair models at an upcharge of \$75 list.

Clearly indicate on order fabric selection for seat and weave selection for back.

For jury base version of this chair, please add a 'J' for the base style at the end of the model number and add \$72 list.



CAL 133 and Moisture Barrier options are available for an upcharge of \$60 list per yard. Please see Page 34 for more information.



PRODUCT CODE KEY

Line	Series	Back Style	Back Adjustment	Back Details	Arm Style	Mechanism	Base
DON	1	M	1	2	0	1	B
Dorso N-Line	Management, Task & Conference Seating	Mid Back	No Adjustment	No Headrest Weave	Armless	Synchro	Black Base
		H	2	3	1	2	J
		High Back	Adjustment	Headrest (No trim) (High back only) Weave	Fixed (Black) Cantilever	Synchro/ Seat Slider	Jury Base
					2		
					Adjustable (Black)		

DORSO WEAVE N-LINE | HIGH BACK

DESCRIPTION/MODEL		COM 1	2	COL 3	FABRIC GRADES			LEATHER		
		1	2	3	4	5	6	7	8	9
	FIXED ARMS (Black)									
	DON1-H1211B	1526	1543	1557	1579	1604	1623	1655	1685	1716
	No back adjustment									
	DON1-H2211B	1604	1618	1632	1655	1677	1702	1729	1760	1791
	ADJUSTABLE ARMS (Black)									
	DON1-H1221B	1470	1482	1499	1521	1544	1567	1596	1626	1657
	No back adjustment									
	DON1-H2221B	1543	1557	1572	1594	1618	1641	1672	1702	1729

DORSO WEAVE N-LINE | HIGH BACK with Headrest

	FIXED ARMS (Black)									
	DON1-H1311B	1696	1712	1726	1749	1772	1795	1824	1855	1885
	No back adjustment									
	DON1-H2311B	1773	1788	1804	1826	1848	1872	1903	1933	1962
	ADJUSTABLE ARMS (Black)									
	DON1-H1321B	1636	1652	1667	1691	1713	1735	1765	1796	1826
	No back adjustment									
	DON1-H2321B	1713	1727	1745	1765	1788	1811	1842	1872	1903

Each chair features the Synchro Tilt mechanism

ORDERING NOTES

Dorso N-Line tilter models feature black bases and are available with an optional chrome base at an upcharge of \$185.
Seat slider option is available on all tilter chair models at an upcharge of \$75 list.
Clearly indicate on order fabric selection for seat. Only black weave is offered on Dorso N.
For jury base version of this chair, please add a 'J' for the base style at the end of the model number and add \$72 to the list price.
CAL 133 and Moisture Barrier options are available for an upcharge of \$59 list per yard. See Page 34 for more information.



PRODUCT CODE KEY

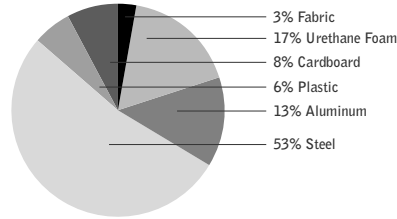
Line	Series	Back Style	Back Adjustment	Back Details	Arm Style	Mechanism	Base
DON	1	M	1	2	0	1	B
Dorso N-Line	Management, Task & Conference Seating	Mid Back	No Adjustment	No Headrest Weave	Armless	Synchro	Black Base
		H	2	3	1	2	J
		High Back	Adjustment	Headrest (No trim) (High back only) Weave	Fixed (Black) Cantilever	Synchro/Seat Slider	Jury Base
					2		
					Adjustable (Black)		
					3		
					Fixed Cantilever Upholstered		

DORSO S-LINE & N-LINE | ENVIRONMENTAL SUMMARY

LEED CI CREDITS



MATERIAL CONTENT:



PRE-CONSUMER

RECYCLED CONTENT = 21.68%

POST-CONSUMER

RECYCLED CONTENT = 20.03%

Up to 77.88% of Dorso S product is recyclable at the end of its useful life.

CONTRIBUTES TO

CREDIT 2.1 - 2.2	Construction Waste Management	1-2 point(s)
CREDIT 3.3	Resource Reuse	1 point
CREDIT 4.1	Recycled Content	1 point
CREDIT 4.2	Recycled Content	1 point
CREDIT 4.5	Low Emitting Materials, Systems & Seating	1 point
CREDIT 5.1	Regional Materials*	1 point

*This credit is only applicable if in total 20% of the combined value of the procurement of construction materials and in the furniture are manufactured within a radius of 500 miles. This credit will apply if the installation of the finished product occurs within 500 miles of Kitchener, Ontario.

level® CERTIFICATION & AIR EMISSIONS CERTIFICATION



level® CERTIFICATION

BIFMA's e3 Furniture Sustainability Standard is a voluntary, multi-attribute standard that measures the degree of sustainability of furniture. This standard evaluates product and company environmental attributes and compliance systems in a wide range of elements which include Materials, Energy & Atmosphere, Human & Ecosystem Health and Social Responsibility. Dorso products have earned level®, BIFMA's sustainability certification program for furniture, certification through third-party verification against the e3 standard.



AIR EMISSIONS

All Dorso products are supplied air-emissions certified. Contact customer service for information.

DORSO S-LINE & N-LINE | FEATURES



ARM STYLES

Optional fixed cantilever or an adjustable black arm constructed of die cast metal with textured plastic arm pads. The adjustable arms feature seven height adjustment positions, with a total adjustment range of 2.75". All Dorso models are also available in armless versions.

S-LINE

Fixed cantilever and adjustable arms are available in Black, Silver Metallic or Polished Chrome accent finishes to match metal base. The fixed arm is also available in black textured plastic and upholstered fabric/leather version.

N-LINE

Fixed cantilever and adjustable arms are available in black textured plastic.



BASE STYLES

Dorso seating features injection molded, glass reinforced black nylon bases with dual wheel casters. Dorso seating features optional Silver Metallic or Polished Chrome finish. S-Line models feature steel upper and lower seat back exposed frame rail available in Silver Metallic or Polished Chrome finish.

DORSO GUEST SEATING

S-LINE

Dorso seating is available in three base styles: Cantilever

4-Leg

4-Leg with twin wheel casters



Each is offered in a Silver Metallic or Polished Chrome steel frame. Cantilever and 4-Leg versions of Guest Seating feature rubber glides.

N-LINE

Dorso seating is available in three base styles: Cantilever

4-Leg

4-Leg with twin wheel casters

Each is offered in a Silver Metallic steel frame.

BACK HEIGHT

Back height adjustment is a standard feature on S-Line chairs, and an option on N-Line chairs. It offers an adjustment range of 11 positions, over a 2" range of movement. Back height adjustment is operated while in the seated position, by placing the right hand on the right bottom of the chair back, and the left hand on the left bottom of the chair back. The back is lifted and clicked into the desired height. Raising the back to the highest position releases the back height lock so it can be lowered.



BACK TENSION

Back tension on the synchro tilt mechanism is controlled with an adjustment knob under the seat. It has been designed to provide a range of back tension adjustment suitable for users of varying sizes and preferences.



DORSO CONTROLS

All Dorso S-Line and N-Line tilters come with a synchro tilt mechanism. One of the best engineered and most user-friendly chair controls, the synchro tilt mechanism is unique in providing a single, easy-accessed lever to adjust tilt lock positions and seat height. The tilt adjustment range offers five recline-lock positions, as well as free flowing movement. The forward pivot of the mechanism allows the back and the seat to articulate synchronously in a 2:1 ratio, so that upward tilt of the seat is minimized as the back reclines. The synchro tilt mechanism also features an anti-kickback lock release, providing a smooth transition from locked to unlocked tilt adjustment.

SEAT HEIGHT

In the seated position, a pull upwards on the height adjustment lever located under the seat of the user's right side adjusts the height up or down with a total height range of 4.5".

SEAT SLIDER

All Dorso tilters are available with an optional seat slider mechanism featuring a 2" range of adjustment front to back when seated. The lever to activate this feature is located under the seat of the user's right side and is activated by an upward pull of the lever.

CAL 133 & MOISTURE BARRIER

California Technical Bulletin 133 is a flammability test for seating. Krug offers a compliance method which, in combination with non-flammable upholstery covers, may enable the products to meet certification requirements for this test. This process at the same time also provides the products with a Moisture Barrier - a treatment that helps to prevent the passage of liquids and moisture to inside of upholstered components - thereby conferring sanitary and anti-infection benefits. So when CAL 133 is specified, the product also automatically has a Moisture Barrier, and when a Moisture Barrier is specified, the product also features the compliance method and low flammability features of CAL 133. CAL 133 and Moisture Barrier are available for an upcharge of \$60 list per yard. The application of this upcharge and the compliance method does not mean that the specific configuration of product and upholstery cover are tested and officially certified as being CAL 133 compliant. If official certification is required, Krug will provide this (through an independent certified testing laboratory) at a charge of \$852 per item, plus the cost of the product to be tested. Lead time for certification testing is typically 4-8 weeks. Krug assumes no responsibility for the testing of our products in combination with upholstery covers, or for the results of any testing conducted. Some specific configurations of product and upholstery have already been tested. Please contact Customer Service for additional information.

DORSO S-LINE & N-LINE | DIMENSIONS & COM REQUIREMENTS

Presenting one of the world's most advanced seating concepts: new technology that offers outstanding ergonomics in a strikingly modern chair design, while providing a level of long-term sitting comfort and support that has been the hallmark of European seating.
DORSO: Designed by Gabriel Teixidó

		Overall Width	Overall Depth	Overall Height	Seat Height	Height of Arms from Floor	Width between Arms	Seat Depth	Shipping Weight	Cube	COM Yardage
S-LINE MID BACK	Fixed	24.5	22.5	42.5	18-22	27-30.5	20	18	51	15	1.7
	Adjustable	25	22.5	42.5	18-22	25.5-32	19.5	18	51	15	1.7
	Armless	19.5	22.5	42.5	18-22	N/A	N/A	18	46	15	1.7
S-LINE HIGH BACK	Fixed	24.5	22.5	47	18-22	27-30.5	20	18	52	18	1.9
	Adjustable	25	22.5	47	18-22	25.5-32	19.5	18	52	18	1.9
	Armless	19.5	22.5	47	18-22	N/A	N/A	18	47	18	1.9
S-LINE HIGH BACK with Headrest	Fixed	24.5	22.5	50.5	18-22	27-30.5	20	18	54	18	1.9
	Adjustable	25	22.5	50.5	18-22	25.5-32	19.5	18	54	18	1.9
N-LINE MID BACK	Fixed	24.5	21.5	41	18-22	27-30.5	20	18	50	15	1.7
	Adjustable	25	21.5	41	18-22	25.5-32	19.5	18	50	15	1.7
	Armless	19.5	21.5	41	18-22	N/A	N/A	18	45	15	1.7
N-LINE HIGH BACK	Fixed	24.5	21.5	45.5	18-22	27-30.5	20	18	51	18	1.9
	Adjustable	25	21.5	45.5	18-22	25.5-32	19.5	18	51	18	1.9
N-LINE HIGH BACK with Headrest	Fixed	24.5	21.5	50.5	18-22	27-30.5	20	18	53	19.5	1.9
	Adjustable	25	21.5	50.5	18-22	25.5-32	19.5	18	53	19.5	1.9

GUEST		Overall Width	Overall Depth	Seat Height	Height of Arms from Floor	Width between Arms	Seat Depth	Height Range	Shipping Weight	Cube	COM Yardage
S-LINE/4LEG	Armless	20.75	25.50	18.5	27.5	19.5	19.5	36	32	14	1.3
	Fixed	24.5	25.50	18.5	27.5	19.5	19.5	36	37	14	1.3
S-LINE/4LEG with Casters	Armless	20.75	24.75	18.5	27.5	19.5	19.5	36	33	14	1.3
	Fixed	24.5	24.75	18.5	27.5	19.5	19.5	36	38	14	1.3
S-LINE/Cantilever Base	Armless	20.75	24.75	18.5	27.5	19.5	19.5	36	39	14	1.3
	Fixed	24.5	24.75	18.5	27.5	19.5	19.5	36	44	14	1.3
N-LINE/4LEG	Armless	20.75	25.50	18.5	27.5	19.5	19.5	34.75	31	14	1.3
	Fixed	24.5	25.50	18.5	27.5	19.5	19.5	34.75	36	14	1.3
N-LINE/4LEG with Casters	Armless	20.75	24.75	18.5	27.5	19.5	19.5	34.75	32	14	1.3
	Fixed	24.5	24.75	18.5	27.5	19.5	19.5	34.75	37	14	1.3
N-LINE/Cantilever Base	Armless	20.75	24.75	18.5	27.5	19.5	19.5	34.75	38	14	1.3
	Fixed	24.5	24.75	18.5	27.5	19.5	19.5	34.75	43	14	1.3

ORDERING NOTE

Add 0.5 yards for seating with leather wrapped arm option.

Note: Some vinyls are not suitable for application on Dorso seating. For vinyls other than Maharam's Lariat, or Momentum's Cashmere, please submit a sample to Customer Service for an approval process at time of order.

The approval process is as follows:




1. A sample of the COM vinyl fabric must be provided to Krug Customer Service prior to or at time of order.
2. The sample will be reviewed and the customer advised if the fabric is unsuitable.
3. The COM vinyl will be inspected when received at the factory to identify and further concerns with its suitability.

ORDERING NOTES

All Dorso swivel and tilter models are available with an optional seat slider mechanism at an upcharge of \$75 list.

Height measurements of Dorso are taken with the pneumatic lift in the lowest position. All dimensions are in inches and approximate and are subject to change without notice. Contact Customer Service if dimensions are critical.

DORSO S-LINE | MID BACK

DESCRIPTION/MODEL		COM		COL	FABRIC GRADES			LEATHER			
		1	2		4	5	6	7	8	9	
	FIXED ARMS (Black with metal accent)										
	DOS1-M2011M	1635	1696	1758	1838	1936	2053	2177	2322	2478	
	Silver Metallic										
	DOS1-M2031M	1841	1909	1980	2064	2171	2295	2427	2591	2758	
	Silver Metallic										
	DOC1-M2011M	1713	1775	1838	1921	2017	2123	2258	2400	2562	
	Polished Chrome										
	DOC1-M2031M	1918	1989	2059	2148	2254	2368	2509	2672	2839	
	Polished Chrome										
	ADJUSTABLE ARMS (Black with metal accent)										
	DOS1-M2021M	1570	1635	1696	1775	1874	1981	2115	2258	2419	
	Silver Metallic										
	DOC1-M2021M	1652	1713	1775	1857	1955	2061	2194	2337	2500	
	Polished Chrome										
	ARMLESS										
	DOS1-M2001M	1465	1526	1591	1669	1770	1885	2008	2152	2310	
	Silver Metallic										
	DOC1-M2001M	1535	1598	1660	1738	1838	1955	2079	2221	2382	
	Polished Chrome										

ORDERING NOTES


Dorso S-Line versions are available without the back metal accent detail. Please contact Customer Service for ordering information.

Seat slider option is available on all tilter chair models at an upcharge of\$75 list.

The upholstered leather cantilever arm is only available for use with Krug in-stock leathers.

For jury base version of this chair, please add a 'J' for the base style at the end of the model number and add \$72 to the list price.


CAL 133 and Moisture Barrier options are available for an upcharge of \$60 list per yard. See Page 34 for more information.




PRODUCT CODE KEY


Line	Series	Back Style	Back Adjustment	Back Details	Arm Style	Mechanism	Base
DOS	1	M	2	0	0	1	M
Dorso S-Line (Silver Metallic)	Management, Task & Conference Seating	Mid Back	Adjustment	No Headrest	Armless	Synchro	Metal Base
DOC		H		1	1	2	J
Dorso S-Line (Polished Chrome)		High Back		Headrest (No trim) (High back only)	Fixed Cantilever	Synchro/ Seat Slider	Jury Base
					2		
					Adjustable (Black)		
					3		
					Fixed Cantilever Upholstered		


DORSO S-LINE | HIGH BACK

DESCRIPTION/MODEL		COM		COL	FABRIC GRADES			LEATHER		
		1	2	3	4	5	6	7	8	9
	FIXED ARMS (Black with metal accent)									
	DOS1-H2011M	1770	1846	1929	2036	2160	2310	2492	2694	2918
	Silver Metallic									
	DOS1-H2031M	1977	2060	2149	2264	2395	2553	2742	2962	3196
	Silver Metallic									
	DOC1-H2011M	1848	1928	2009	2117	2241	2392	2572	2774	3001
	Polished Chrome									
	DOC1-H2031M	2055	2141	2231	2345	2476	2634	2823	3044	3279
Polished Chrome										

	ADJUSTABLE ARMS (Black with metal accent)									
	DOS1-H2021M	1705	1786	1866	1971	2101	2246	2426	2625	2857
	Silver Metallic									
	DOC1-H2021M	1786	1866	1945	2053	2177	2331	2507	2703	2936
	Polished Chrome									

DORSO S-LINE | HIGH BACK WITH HEADREST

	FIXED ARMS (Black with metal accent)									
	DOS1-H2111M	1945	2044	2133	2258	2400	2571	2767	2979	3220
	Silver Metallic									
	DOS1-H2131M	2152	2258	2355	2487	2638	2814	3015	3250	3498
	Silver Metallic									
	DOC1-H2111M	2025	2123	2214	2337	2478	2649	2847	3061	3304
	Polished Chrome									
	DOC1-H2131M	2231	2337	2435	2565	2716	2893	3098	3332	3581
	Polished Chrome									

	ADJUSTABLE ARMS (Black with metal accent)									
	DOS1-H2121M	1885	1971	2068	2194	2337	2507	2694	2918	3159
	Silver Metallic									
	DOC1-H2121M	1963	2053	2152	2276	2419	2589	2776	2999	3238
	Polished Chrome									

ORDERING NOTES

Dorso S-Line versions are available without the back metal accent detail. Please contact Customer Service for ordering information. Seat slider option is available on all tilter chair models at an upcharge of \$75 list.

The upholstered leather cantilever arm is only available for use with Krug in-stock leathers.

For jury base version of this chair, please add a 'J' for the base style at the end of the model number and add \$72 to the list price.




CAL 133 and Moisture Barrier options are available for an upcharge of \$60 list per yard. See Page 34 for more information.



PRODUCT CODE KEY

Line	Series	Back Style	Back Adjustment	Back Details	Arm Style	Mechanism	Base
DOS	1	M	2	0	0	1	M
Dorso S-Line (Silver Metallic)	Management, Task & Conference Seating	Mid Back	Adjustment	No Headrest	Armless	Synchro	Metal Base
DOC		H		1	1	2	J
Dorso S-Line (Polished Chrome)		High Back		Headrest (No trim) (High back only)	Fixed Cantilever	Synchro/Seat Slider	Jury Base
					2		
					Adjustable (Black)		
					3		
					Fixed Cantilever Upholstered		

DORSO N-LINE | MID BACK

DESCRIPTION/MODEL		COM		COL	FABRIC GRADES			LEATHER		
		1	2	3	4	5	6	7	8	9
	FIXED ARMS (Black)									
	DON1-M1011B	1437	1500	1571	1652	1738	1857	1981	2133	2293
	No back adjustment									
	DON1-M2011B	1520	1579	1652	1732	1822	1936	2061	2214	2373
With back adjustment										
	ADJUSTABLE ARMS (Black)									
	DON1-M1021B	1375	1437	1500	1579	1677	1793	1921	2061	2221
	No back adjustment									
	DON1-M2021B	1455	1520	1579	1660	1758	1874	2003	2142	2302
With back adjustment										
	ARMLESS									
	DON1-M1001B	1266	1329	1401	1480	1571	1687	1813	1963	2123
	No back adjustment									
	DON1-M2001B	1338	1411	1474	1553	1652	1758	1890	2036	2194
With back adjustment										

Each chair features the Synchro Tilt mechanism

ORDERING NOTES

Dorso N-Line tilter models feature black bases and are available with an optional polished chrome base or silver metallic base at an upcharge of \$185.

Seat slider option is available on all tilter chair models at an upcharge of \$75 list.

For jury base version of this chair, please add a 'J' for the base style at the end of the model number and add \$72 to the list price.



CAL 133 and Moisture Barrier options are available for an upcharge of \$60 list per yard. See Page 34 for more information.





PRODUCT CODE KEY

Line	Series	Back Style	Back Adjustment	Back Details	Arm Style	Mechanism	Base
<div>DON</div>	<div>1</div>	<div>M</div>	<div>1</div>	<div>0</div>	<div>0</div>	<div>1</div>	<div>B</div>
Dorso N-Line	Management, Task & Conference Seating	Mid Back	No Adjustment	No Headrest	Armless	Synchro	Black Nylon Base
		<div>H</div>	<div>2</div>	<div>1</div>	<div>1</div>	<div>2</div>	<div>J</div>
		High Back	Adjustment	Headrest (No trim) (High back only)	Fixed (Black) Cantilever	Synchro/Seat Slider	Jury Base
					<div>2</div>		
					Adjustable (Black)		

DORSO N-LINE | HIGH BACK

DESCRIPTION/MODEL		COM 1	2	COL 3	FABRIC GRADES			LEATHER		9
		4	5	6	7	8				
	FIXED ARMS (Black)									
	DON1-H1011B	1606	1687	1770	1874	2003	2152	2331	2536	2758
	No back adjustment									
	DON1-H2011B	1687	1770	1846	1955	2079	2233	2409	2616	2838
	With back adjustment									
	ADJUSTABLE ARMS (Black)									
	DON1-H1021B	1544	1622	1705	1813	1936	2089	2267	2463	2694
	No back adjustment									
	DON1-H2021B	1622	1705	1786	1890	2017	2168	2348	2544	2776
	With back adjustment									

DORSO N-LINE | HIGH BACK WITH HEADREST

	FIXED ARMS (Black)									
	DON1-H1111B	1786	1885	1971	2101	2241	2409	2605	2820	3061
	No back adjustment									
	DON1-H2111B	1866	1963	2053	2177	2322	2492	2686	2903	3139
	ADJUSTABLE ARMS (Black)									
	DON1-H1121B	1723	1813	1909	2036	2177	2348	2536	2758	2999
	No back adjustment									
	DON1-H2121B	1804	1890	1990	2115	2258	2426	2616	2838	3078

ORDERING NOTES

Dorso N-Line tilter models feature black bases and are available with an optional polished chrome base or silver metallic base at an upcharge of \$185.

Seat slider option is available on all tilter chair models at an upcharge of \$75 list.

For jury base version of this chair, please add a 'J' for the base style at the end of the model number and add \$72 to the list price.

CAL 133 and Moisture Barrier options are available for an upcharge of \$60 list per yard. See Page 34 for more information.



PRODUCT CODE KEY

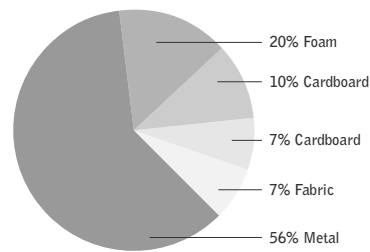
Line	Series	Back Style	Back Adjustment	Back Details	Arm Style	Mechanism	Base
DON	1	M	1	0	0	1	B
Dorso N-Line	Management, Task & Conference Seating	Mid Back	No Adjustment	No Headrest	Armless	Synchro	Black Nylon Base
		H	2	1	1	2	J
		High Back	Adjustment	Headrest (No trim) (High back only)	Fixed (Black) Cantilever	Synchro/Seat Slider	Jury Base
					2		
					Adjustable (Black)		

DORSO GUEST | ENVIRONMENTAL SUMMARY

LEED CI CREDITS



MATERIAL CONTENT:



PRE-CONSUMER
RECYCLED CONTENT = 9.82%

POST-CONSUMER
RECYCLED CONTENT = 19.98%

Up to 73.17% of this Dorso product is
recyclable at the end of its useful life.

CONTRIBUTES TO		
CREDIT 2.1 - 2.2	Construction Waste Management	1-2 point(s)
CREDIT 3.3	Resource Reuse	1 point
CREDIT 4.1	Recycled Content	1 point
CREDIT 4.2	Recycled Content	1 point
CREDIT 4.5	Low Emitting Materials, Systems & Seating	1 point
CREDIT 5.1	Regional Materials*	1 point

*This credit is only applicable if in total 20% of the combined value of the procurement of construction materials and in the furniture are manufactured within a radius of 500 miles. This credit will apply if the installation of the finished product occurs within 500 miles of Kitchener, Ontario.

level® CERTIFICATION, AIR EMISSIONS AND FSC® CERTIFICATION



level® CERTIFICATION







BIFMA's e3 Furniture Sustainability Standard is a voluntary, multi-attribute standard that measures the degree of sustainability of furniture. This standard evaluates product and company environmental attributes and compliance systems in a wide range of elements which include Materials, Energy & Atmosphere, Human & Ecosystem Health and Social Responsibility. Dorso products have earned level®, BIFMA's sustainability certification program for furniture, certification through third-party verification against the e3 standard.

AIR EMISSIONS

All Dorso products are supplied air-emissions certified. Contact customer service for information.



DORSO S-LINE | GUEST

DESCRIPTION/MODEL		COM	COL		FABRIC GRADES			LEATHER		
		1	2	3	4	5	6	7	8	9
	4 Leg Base, armless with Silver Metallic base									
	DOS2-10	982	1029	1080	1143	1222	1321	1428	1562	1705
	4 Leg Base, armless with Polished Chrome base									
	DOC2-10	1080	1126	1169	1242	1321	1411	1526	1652	1804
	4 Leg Base, fixed arms with Silver Metallic base									
	DOS2-11	1117	1169	1213	1277	1358	1455	1571	1696	1838
	4 Leg Base, fixed arms with Polished Chrome base									
	DOC2-11	1234	1277	1329	1391	1474	1571	1677	1813	1955
	4 Leg Base with Casters, armless with Silver Metallic base									
	DOS2-20	1063	1107	1162	1222	1304	1401	1506	1643	1786
	4 Leg Base with Casters, armless with Polished Chrome base,									
	DOC2-20	1107	1162	1206	1266	1348	1445	1562	1687	1830
	4 Leg Base with Casters, fixed arms and Silver Metallic base									
	DOS2-21	1196	1250	1296	1358	1437	1535	1652	1775	1921
	4 Leg Base with Casters, fixed arms and Polished Chrome base									
	DOC2-21	1312	1358	1411	1474	1553	1652	1758	1890	2036
	Cantilever Base, armless with Silver Metallic base									
	DOS2-30	1088	1134	1177	1250	1329	1420	1535	1660	1813
	Cantilever Base, armless with Polished Chrome base									
	DOC2-30	1189	1242	1286	1348	1428	1526	1643	1770	1909
	Cantilever Base, fixed arms with Silver Metallic base									
	DOS2-31	1358	1411	1455	1520	1598	1696	1813	1936	2079
	Cantilever Base, fixed arms with Polished Chrome base									
	DOC2-31	1411	1465	1506	1571	1652	1750	1866	1990	2133

ORDERING NOTES

Dorso Chairs are available with a removable upholstered seat cover at an upcharge of **\$75 list** per chair.

CAL 133 and Moisture Barrier options are available for an upcharge of **\$60 list per yard**. See Page 34 for more information.

ORDERING PROCEDURE

To order please specify the following:







1. Krug product model number
2. Select a textile or leather

Dimensions are in inches and approximate.
Contact Customer Service if dimensions are critical.

PRODUCT CODE KEY

Line	Series	Base	Arm Style
<input type="text" value="DOS"/>	<input type="text" value="2"/>	<input type="text" value="1"/>	<input type="text" value="0"/>
Dorso S-Line (Silver Metallic)	Guest Seating	Four Leg	Armless
<input type="text" value="DOC"/>		<input type="text" value="2"/>	<input type="text" value="1"/>
Dorso S-Line (Polished Chrome)		Four Leg with Casters	Fixed Cantilever
<input type="text" value="DON"/>		<input type="text" value="3"/>	
Dorso N-Line (Silver Metallic)		Cantilever	

DORSO N-LINE | GUEST

DESCRIPTION/MODEL		COM		COL	FABRIC GRADES			LEATHER		
		1	2	3	4	5	6	7	8	9
	4 Leg Base, armless with Silver Metallic base									
	DON2-10	849	893	937	1011	1088	1177	1296	1420	1571
	4 Leg Base, fixed arms with Silver Metallic base									
	DON2-11	946	997	1043	1107	1189	1286	1401	1526	1669
	4 Leg Base with Casters, armless with Silver Metallic base									
	DON2-20	930	973	1017	1088	1169	1260	1375	1500	1652
	4 Leg Base with Casters, fixed arms and Silver Metallic base									
	DON2-21	1030	1078	1126	1189	1266	1367	1480	1606	1750
	Cantilever Base, armless with Silver Metallic base									
	DON2-30	946	997	1043	1107	1189	1286	1401	1526	1669
	Cantilever Base, fixed arms with Silver Metallic base									
	DON2-31	1117	1169	1213	1277	1358	1455	1571	1696	1838
ORDERING NOTES										

ORDERING NOTES
Dorso Chairs are available with a removable upholstered seat cover at an upcharge of **\$75 list** per chair.
CAL 133 and Moisture Barrier options are available for an upcharge of **\$60 list per yard**. See Page 34 for more information.

DIMENSIONS & COM REQUIREMENTS

		Overall Width	Overall Depth	Seat Height	Height of Arms from Floor	Width between Arms	Seat Depth	Height Range	Shipping Weight	Cube	COM Yardage
S-LINE/4LEG	Armless	20.75	25.50	18.5	27.5	19.5	19.5	36	32	14	1.3
	Fixed	24.5	25.50	18.5	27.5	19.5	19.5	36	37	14	1.3
S-LINE/4LEG with Casters	Armless	20.75	24.75	18.5	27.5	19.5	19.5	36	33	14	1.3
	Fixed	24.5	24.75	18.5	27.5	19.5	19.5	36	38	14	1.3
S-LINE/ Cantilever Base	Armless	20.75	24.75	18.5	27.5	19.5	19.5	36	39	14	1.3
	Fixed	24.5	24.75	18.5	27.5	19.5	19.5	36	44	14	1.3
N-LINE/4LEG	Armless	20.75	25.50	18.5	27.5	19.5	19.5	34.75	31	14	1.3
	Fixed	24.5	25.50	18.5	27.5	19.5	19.5	34.75	36	14	1.3
N-LINE/4LEG with Casters	Armless	20.75	24.75	18.5	27.5	19.5	19.5	34.75	32	14	1.3
	Fixed	24.5	24.75	18.5	27.5	19.5	19.5	34.75	37	14	1.3
N-LINE/ Cantilever Base	Armless	20.75	24.75	18.5	27.5	19.5	19.5	34.75	38	14	1.3
	Fixed	24.5	24.75	18.5	27.5	19.5	19.5	34.75	43	14	1.3

GENERAL INFORMATION

Terms and Conditions

Net 30 days on approved credit. A late payment charge of 1% per month will be applied on overdue invoices. This charge will be pro-rated to the number of days past 30 days that the invoice is overdue. All applicable sales taxes are extra. Distribution of this price list does not in itself constitute an offer to sell. Orders can be received only from authorized Krug dealers. Acceptance of any order and terms of sale may be established at the discretion of Krug. Deposits are required on orders received from new accounts as well as on large or special orders. Krug reserves the right to discontinue designs, or to change designs, construction, prices, or materials without notice.

Contact Information

Phone: 1.888.578.KRUG (5784) | Fax: 1.519.748.5177

Purchase Order Fax: 1.888.236.4783

Purchase Order E-mail: orders@krug.ca

Web: www.krug.ca E-mail: solutions@krug.ca

Customer Service Hours

Please note customer service hours are:

8:30 am to 5:00 pm est

Customer Satisfaction

It is the primary goal of Krug and our staff to ensure the complete satisfaction of our customers with our products and performance. If a problem arises with a Krug product after the expiration of the limited warranty period, Krug will exercise its best efforts to achieve the satisfaction of the customer in a manner that is fair to all concerned.

Order Acknowledgments

Each order will be acknowledged via e-mail or fax. This acknowledgment is the final agreement between Krug and the customer, superseding all previous communications regarding the purchase order. Where there is a discrepancy on a purchase order between a product code and a description, Krug will make every effort to resolve the discrepancy, but will be ruled by the product code ordered. Please check all acknowledgments for accuracy, and advise Krug of any discrepancies with a purchase order.

Order Cancellation

Krug reserves the right to not accept or allow cancellation of orders. All products are manufactured on a custom-made, make-to-order basis, and the purchasing, engineering and production of orders begins shortly after order placement - and the customer purchase order is a contract that authorizes Krug to manufacture the products. Acceptance of order cancellation (or partial cancellation) is solely at the discretion of Krug, and is dependent on the extent to which engineering, purchasing and manufacturing has been initiated by the time cancellation is requested. No order cancellations (partial or otherwise) are allowable more than 4 weeks from date of order placement (as order production is unable to be terminated by that point), and full payment of the acknowledged order value is required for any orders cancelled after 4 weeks. Cancellations may be allowable in less than 4 weeks after order placement, depending on the extent to which manufacturing has been initiated. An acceptance of order cancellation requires that the purchaser agrees to make payment for all costs incurred to the point of acceptance of cancellation. Cancellation charges include all costs for purchase of dedicated material and components, engineering costs for non-standard products, and all costs for manufacturing completed to that point, as well as a \$350 net charge for processing of the original order and for processing of cancellation invoicing.

Pricing

Krug endeavors to ensure that all prices in this price list reflect accurately our current prices. However, errors do occur and will be rectified through notices to the field. Krug reserves the right to acknowledge pricing that may be different from the price list.

Storage Charges

Krug reserves the right to assess a nominal storage charge if a customer does not accept shipment of an order within a week of the ship date.

Warranty

Krug warrants the construction and the finish of all our products to be free from defects in materials and workmanship for a period of 10 years from the date of purchase. This warranty is applicable to products in use by their original purchaser. This warranty does not apply to components not manufactured by Krug including textiles, which are subject to the specific warranties of those manufacturers, if any. Textiles (fabric, leather, vinyl, or any other covering material) suppliers do not guarantee their products for durability and color fastness, and nor does Krug. Casters, mechanical and electrical components have a warranty of five years from the date of purchase. The Krug warranty does not apply to COM-specified materials, damage caused by a carrier other than Krug, or variation in wood finishes due to natural wood color variation. Krug cannot be held responsible for variations in fabric dye lots from order to order. All fabric is carefully inspected when it is received, but a degree of variation in color should be expected. Repairs or replacement of any defect covered under this warranty by Krug will be made, at our option and method, at no charge to the original purchaser during the warranty period. Krug's judgement is final and binding with respect to the nature or cause of defects or damage, and the necessity or manner of repair or replacement.

This warranty does not apply to defects or damage resulting from:

- normal wear and tear occurring with the use of the product
- negligence, misuse, excessive use, alteration, improper cleaning or repair
- substitution or use of incorrect or unauthorized components or material
- handling or installation that is incorrect, or that causes damage or defect
- damage incurred by a freight carrier other than Krug
- wearing of finishes and fabrics, and normal variations in materials (including dye lot variations)
- properties of natural materials, including wood and leather
- exposure to environments with uncontrolled temperature and humidity (products must be transported, stored and used in climate-controlled conditions)

Blanket Wrapping

Krug will blanket wrap larger seating orders at customer's request. Please indicate on your purchase order and contact Customer Service.

Export Packaging

Krug is pleased to provide the option for export packaging on all our products, to provide additional protection from damage. For shipments overseas, a quote for export packaging can be provided, based on the products to be ordered and the delivery destination - please contact Customer Service or Bids & Specification Support for more information and a quotation. KRUG is not responsible for shipment damage occurring on overseas shipments

Export Packaging is STRONGLY RECOMMENDED for:

- (A) all shipments outside of the lower 48 states and Canada.
- (B) all shipments that will be held in storage for an extended period prior to installation.

Important: Please note that Krug will not be responsible for damage claims on product shipped or stored in the above conditions but where export packaging has not been utilized.

Dimensions

Dimensions are in inches and approximate, and subject to change without notice. Contact Customer Service if dimensions are critical.

Installation Support

For assistance please contact Technical Support at 1-888-578-5784 x216 or e-mail installationhelp@krug.ca and you will be directed to the appropriate installation support person.

GENERAL INFORMATION

Freight Terms and Conditions

1. All product is shipped FOB the Krug factory. Freight is either pre-paid to the destination or not pre-paid, depending on established customer specific freight terms.

2. Docks at the selected delivery location must be equipped to handle a 53' trailer. If a dock is inadequate for delivery by Krug, Krug will re-deliver to another local location and any additional costs will be charged to the customer.

3. For all deliveries, it is understood that Krug or its agent is making a dock delivery only (equipped to handle a 53' trailer), and any further work of truck unloading, delivery beyond the dock, installation, and removal of packaging is not authorized or paid for by Krug.

4. Drop shipments to the installation site, and timed deliveries, are available on larger shipments (full truckloads or slightly less) at no additional charge. Drop shipments or timed deliveries for smaller shipments may not be available, or if available will require a surcharge. Deliveries on an after hours basis, or on weekends, or any other special requirements, may be subject to a surcharge. Location and contact information, and the requested time of delivery, is required at least one week prior to the acknowledged shipment date. If this information is not provided one week in advance, or if the location or time of the drop shipment is changed less than one week in advance, a surcharge may be applied, and/or the drop shipment may not be scheduled. For deliveries requested Monday to Thursday after 5:00 pm, please apply a surcharge of \$250/shipment. For deliveries requested Monday to Friday before 7:00 am, please apply a surcharge of \$250/shipment. For deliveries requested Friday (after 3:00 pm) or weekends, please apply a surcharge of \$500/shipment. (local times).

5. For all deliveries - whether to the Customer location or drop shipment - any circumstances that result in the delay of our carrier (including unsuitable receiving facilities, or facilities not open or available), service charges will be applied at the rate of \$125/hour. Where re-delivery is necessary because of these circumstances, the full cost of re-delivery will be charged. If Less Than Truck Load is delivering, one hour is allocated to unload. Any additional time required to unload after the first hour is \$125/hour. If a Truck Load is delivering the order, three hours is allocated to unload. Any additional time required to unload is \$125/hour. Direct deliveries to site for large orders are possible, (must exceed \$60,000 net), and accommodate 48 - 53' trailers. Krug is responsible for delivery to the approved delivery address. If an address change is required, this must be authorized by Krug 5 business days prior to ship date. Any additional delivery costs incurred after this time will be charged to the customer.

Product Strength and Durability Testing

All management seating meets or exceeds the testing requirements of ANSI/BIFMA X5.1-2011. All lounge seating meets or exceeds the testing requirements of FNAE-80-214A. Specific test results and documentation are available on request.



Damaged Shipments

All Krug product is well engineered, carefully inspected, and expertly loaded onto our trucks at our Distribution Center. If you receive any damaged freight, we ask that you do not refuse the shipment. Krug is not responsible for damage to goods that occurs in transit or storage. It is the purchaser and/or receiver's responsibility to examine the goods upon receipt and to notify Krug of any damages, overages or shortages. Any discrepancies should be noted on the Bill of Lading. The delivering carrier will not accept responsibility for shortages or damages if signed "clear". Notification of concealed damage claims must be made to Krug Distribution within 5 days of delivery, along with digital pictures if available. All product and packaging must be available for inspection. Krug liability ceases after 5 business days and Krug will not be responsible for concealed damages if shipments are left unopened. Krug is not responsible for the condition of product that is stored or installed in an environment where temperature and humidity are not controlled.

Field Product Report Authorization

Krug's written authorization, in the form of an FPR number, must be obtained prior to incurring charges of any kind if Krug is expected to pay these charges. This includes authorization for field repairs and replacements, installation and delivery charges. Krug reserves the right to have its representative inspect product related to any request for such authorizations, prior to that authorization being provided. Deductions from invoices paid for any charges to Krug, without prior written authorization in the form of an FPR, will not be accepted. Digital photographs may be required to complete the FPR process.

Returns

No merchandise may be returned without Krug's prior written consent. In the event of an authorized return, a Field Product Report (FPR) number will be issued, and a restocking charge will apply. Return transportation charges must be prepaid. Unauthorized returns will not be accepted and will be returned freight collect. All merchandise being returned must be properly packaged in its original or comparable replacement packaging to ensure protection of the product during handling and transportation. Returns on orders duplicated by the customer must be received in their original packaging to be accepted. Product being returned where Krug has authorized its liability for replacement or repair will be thoroughly inspected on its return, and the results compared to the reason for the return stated on the FPR. Any discrepancies, such as additional damage, signs of usage, missing parts, etc., will result in an adjustment to the amount of credit issued.

Custom Capabilities

Over 15% of our orders involve some type of custom work, and we invite our customers to make use of our extensive capabilities.

These include:

- 1) Dimensional customization of standard size products
- 2) Custom finishes
- 3) For larger orders, completely custom-designed products, as well as non-standard wood species can be specified.

Custom orders may require additional production lead times. Contact Engineering at the e-mail address engquotes@krug.ca.

Care and Maintenance Leather

Leather is a natural product and requires very little care during use. Most stains can be removed with a clean dry cloth. For stubborn spots and stains, use a mild non-detergent cleaner, rinse well and let air dry naturally. Do not use saddle soap, cleaning solvents, furniture polish, oils, varnish, abrasive cleaners, soaps or ammonia waters.

Fabric Upholstery

Professional upholstery cleaning is recommended.


Flammability Standards for Krug Fabric Program

- Passes State of California Technical Bulletin CAL 117-2013

Krug Textiles - Stocked Fabric Program

Grade 1

ARLO



308 MIDNIGHT




306 PETROL



908 CHARCOAL



93 SEAL



601 PEARL



84 NUTMEG



62 OATMEAL



90 LIMESTONE

FRANKLIN




47 CAMEL



3009 MIDNIGHT



67 FAWN



97 CINDER



94 METAL



909 BLACK



9004 CHARCOAL




308 PETROL



108 ORCHID

COMRADE




309 MIDNIGHT



84 TEAK



63 LINEN



24 ALPINE




905 IRON



601 SNOW



57 MARIGOLD



31 DUCK EGG

FELICITY



601 IVORY



305 SKY



603 TAUPE



93 COAL



405 HENNA



64 PUTTY



62 FAWN



36 BLUEBERRY

KRUG TEXTILES - UPHOLSTERY FABRICS



Krug Textiles - Stocked Fabric Program

Grade 2

GRADDY



25 CAPER




31 SKY



604 FLAX



901 CHAR



93 GRAY



34 SLATE



84 TEAK



98 NICKLE

YATES



84 BIRCH



44 CLAY



87 TAUPE



25 JUNIPER



305 INDIGO




109 CRANBERRY



803 TOAST



92 ZINC



91 SILVER



908 CHARCOAL

MCCOY



608 TUNDRA



601 CREME



908 CHARCOAL



62 COPPER



108 CORDOVAN



32 ROBIN'S EGG



94 MERCURY



84 BARK

ORIS



908 DOMINO



604 BARK



601 CREAM



306 DELFT



902 ZINC



305 MIDNIGHT



64 PUTTY



205 CHARTREUSE

Krug Textiles - Stocked Fabric Program

Grade 3

MORITZ



205 SPEARMINT



61 OYSTER



306 CADET



104 MULBERRY



31 AEGEAN



9008 CHARCOAL



82 CLAY



304 CAPRI


LORENZO



306 INDIGO



24 ALPINE




64 LINEN



91 FLANNEL



32 MIST



601 CREAM



106 HENNA



604 STUCCO

BISCOTTI



302 CAPRI



45 SPICE



61 DESERT



91 GRANITE

INTRIGUE



601 OYSTER



27 OLIVE



4003 OCHRE



908 CHARCOAL



3009 MIDNIGHT



805 PECAN



608 STUCCO



605 STRAW

KRUG TEXTILES - UPHOLSTERY FABRICS



Krug Textiles - Faux Leather Program - Grade 2



Krug Textiles - Leather Program - Grade 8

Please contact Customer Service for specific information on leathers, available colors and lead times.



Krug Textiles - Cut fabric NET price per yard

Grade 1	\$21
Grade 2	\$33
Grade 3	\$44

LATEX FREE

Krug products are made with latex-free materials to prevent the allergic reaction that latex causes in some people.

CUSTOMER'S OWN MATERIAL - C.O.M.

Customer's Own Material (COM/COL)

COM/COL must be received three weeks prior to the acknowledged ship date. Orders with COM/COL not received by the required deadline will be delayed. A description of the upholstery cover, including supplier name, pattern name, upholstery cover name and color number must be included with the purchase order.

COM/COL testing requires 3 business days and samples are to be directed to Customer Service. The customer has the option of providing the sample COM/COL before, at time of order, or once the sample COM/COL is received. If the customer does not send a sample for approval in advance of sending actual material, Krug will not be responsible for the cost of any upholstery cover or other material that it determines to be unsuitable for the product or our process.

When the COM/COL upholstery cover is received at Krug, it must be clearly identified with the upholstery cover name and color, and tagged with name of the Krug customer and purchase order number. Krug will inspect all COM/COL upholstery covers when received to determine if it will be suitable for upholstery. Where Krug feels that the upholstery cover or leather specified will compromise the quality or integrity of our products, customers will be contacted to direct these concerns. Further, Krug reserves the right to refuse to accept and use any COM upholstery covers or leathers that will compromise our products in any way that is unacceptable to Krug. Krug cannot assume responsibility for the durability or tailoring quality of customer's own material.

Yardage specified in this price guide is approximate. In the case of multiple product orders, multiply the number of items by the COM yardage specified to determine upholstery cover required, unless otherwise indicated. Additional yardage may be needed if the material is less than 54" wide, or patterned or striped and requires matching. All COMs are cut "up the roll" unless otherwise stated by the customer. All striped upholstery covers will be applied vertically unless otherwise stated by the customer and after approval by Krug. Krug will not be responsible for directional or positional problems with its application of COM material, unless it has been provided with explicit instructions by the customer. Special instructions should be sent to Krug Customer Service, including a sample (or photocopy) of the upholstery cover. Krug is not responsible for instructions sent with the upholstery cover rolls, or for the method of upholstery if no instructions have been provided.

Price increases and freight charges to COM/COL acquired on the customer's behalf will be passed onto the customer.

Application of Directional Upholstery cover

Some COM upholstery covers will be considered directional by Krug even though they are not considered directional by the supplier. All COMs are automatically cut "up the roll" unless otherwise stated by the customer (please see below).



Standard-Cut
"up the roll"



Non-Standard-Cut
across the roll "railroad"

COM/COL Shipping Procedures

For seating COM/COL upholstery covers, please send upholstery covers to:

Krug Inc.
111 Ahrens Street
Kitchener, Ontario
Canada N2H 4C2

Attention: RECEIVER

COM/COL orders cannot be scheduled into production until the upholstery cover has arrived and inspection is complete.

All packages must be clearly marked

"For Customs Clearance by Willson International Custom Brokers".

According to the North American Free Trade Agreement (NAFTA), goods shipped between the United States and Canada can qualify for exemption from all duties, or for a reduction in duties, if the goods can be proven to originate in either the United States, Canada or Mexico.

Canada Customs requires that a NAFTA Certificate of Origin and a Commercial Invoice be completed and sent with the upholstery cover shipment. The Commercial Invoice must clearly state the description of the upholstery cover, the selling price, the make-up or content, and the purchaser. The absence of these two documents will delay the shipments at the U.S./Canada border, thereby potentially delaying the customer order. If the total value of the shipment is less than \$1200 U.S., Customs will accept a Low Value Statement of Origin in place of the NAFTA Certificate of Origin. The Low Value Statement must be signed by a representative of the exporting company. This statement may either be included on the commercial invoice or attached to the invoice. Krug is happy to answer any questions or concerns about COM/COL shipping procedures and the required documents.

CAL 133 & Moisture Barrier

California Technical Bulletin 133 is a flammability test for seating. Krug offers a compliance method which, in combination with non-flammable upholstery covers, may enable the products to meet certification requirements for this test. This process at the same time also provides the products with a Moisture Barrier - a treatment that helps to prevent the passage of liquids and moisture to inside of upholstered components - thereby conferring sanitary and anti-infection benefits. So when CAL 133 is specified, the product also automatically has a Moisture Barrier, and when a Moisture Barrier is specified, the product also features the compliance method and low flammability features of CAL 133.

The application of this upcharge and the compliance method does not mean that the specific configuration of product and upholstery cover are tested and officially certified as being CAL 133 compliant. If official certification is required, Krug will provide this (through an independent certified testing laboratory) at a charge of \$852 per item, plus the cost of the product to be tested. Lead time for certification testing is typically 4-8 weeks. Krug assumes no responsibility for the testing of our products in combination with upholstery covers, or for the results of any testing conducted. Some specific configurations of product and upholstery have already been tested. Please contact Customer Service for additional information.

C.O.L. Yardage

To calculate C.O.L. yardage required, please use the following conversions based on COM yardage: Leather must be ordered in square footage.

- 17 square feet in a yard
- Approx. 3 yards in a hide
- Approx. 51 square feet in a hide
- Please use grade 3 pricing for COL

Upholstery Cover Yardage Calculation

To calculate yardage required for COM and other non-standard upholstery cover orders, please contact Krug Customer Service at 1.888.578.5784. Unless otherwise stated, upholstery cover rolls are assumed to be a minimum 54" wide. Please use the guide below to calculate the percentage of extra upholstery cover required to cover large repeats. The repeat is calculated by adding both the vertical and horizontal measurements together and then referring to the chart below for extra yardage required.

		2"-14"	15"-19"	20"-27"	28"-36"
FABRIC	Plain	Repeat	Repeat	Repeat	Repeat
54	0%	10%	15%	20%	25%
53-50	16%	20%	25%	30%	35%
48	16%	25%	30%	35%	40%
45	40%	50%	55%	60%	65%
36	50%	60%	65%	70%	75%

GRADED-IN UPHOLSTERY PROGRAMS

Krug has partnered with several textile brands to grade in their offerings, designed to provide a wide range of upholstery selections for our seating products.

Upholstery pricing and availability is subject to change without notice. We grade this upholstery according to the pricing of the fabric suppliers - when their pricing changes, the Krug grade may change.

When placing an order, a Krug customer must specify the complete upholstery number, along with the appropriate Krug model number and finish. Krug will supply the complete product at the prices listed. Orders specifying graded-in upholstery cannot be cancelled once the upholstery has been ordered.

Upholstery Grades

To determine the price of a product for graded-in upholstery, use the reference lists located on Krug's website under - Products - Textiles, to view the upholstery grade (1-9). Krug is not responsible for the discontinuation of this upholstery. Please contact Customer Service for information on upholstery not listed.

When two upholstery selections are specified for use on seating, the higher grade upholstery price will apply to the order.

High Performance upholstery; Polyurethane, Vinyl or Crypton, is particularly suitable for healthcare and other intensive-use environments.

Upholstery Samples

If you require additional samples or memos for presentation, please contact fabric supplier directly.

Flammability Standards

- Tunnel Test Surface Ratings Class A rating
- Class 1 UFAC
- Passes State of California Technical Bulletin CAL 117-2013

Please contact fabric supplier directly for further flammability information pertaining to specific upholstery.


Special Conditions

Acknowledgments will give the estimated delivery date of the finished product. Some upholstery is imported, and availability may affect estimated delivery time. For large projects, please contact fabric supplier directly for availability of yardage.

DORSO WEAVE | COLORS




Winter White



Soft Beige



Tan



Warm Grey



Black

BASE STYLES (for applicable products)

Base Styles	Description
Black Nylon	5 blade glass reinforced molded nylon base with 2 1/4" hooded dual wheel casters.
Polished Aluminum	5 blade polished cast aluminum base with 2 1/4" dual wheel casters (upcharge of \$115 applies.)
Seat Slider	Seat slider mechanism featuring a 2" range of adjustment front to back when seated. The lever to activate this feature is located under the seat of the user's left side and is activated by a simple twist of the knob.
Wood	5 blade steel bar stock base with finished wood caps and 2" black hooded dual wheel casters.
Chrome	5 blade polished chrome base with 2 1/4" dual wheel casters.
Jury Bases	Jury Bases assembly consists of a black 9" diameter conical/cast base for permanently mounting a chair to the floor. Into the base is inserted a black pneumatic gas cylinder with self returning action from rotation, and self returning height feature when exiting the chair. Allows for full 360 degree rotation. Limited degrees of rotation are not available.
Jury Bases	

Pan Am
Pan1-M11J



Bank of England
177-J



Dorso
D0S1-H2011J



Cadence
CAD1-HW12J



C5
C5E1MB41AJ



Aqua
AQU1M33J



KRUG EXPRESS PROGRAM

PROGRAM DETAILS

KrugExpress orders are ready to ship by the date acknowledged. Delivery and shipping schedules may result in actual shipping of orders at a later date. Statutory holidays and scheduled factory vacations may add to acknowledged lead times of *KrugExpress* orders. Unless otherwise specified on the order, the customer's standard method of shipping Krug products will be utilized.

Available factory capacity for *KrugExpress* is filled by orders received on a "first come, first serve" basis. If the normal *KrugExpress* lead time is not available for your order because available capacity has been filled, you will be immediately advised of the earliest available ready-to-ship date. Please consult your Customer Service representative in advance if you wish to confirm the specific lead time availability for a *KrugExpress* order.

Orders must be received by midnight of a given day for that day to be considered the official day the order is received. Order lead times are acknowledged from the date the order is received, but not including the date the order is received.

KrugExpress orders must be "clean" when received in order to be considered officially received on a given day, and lead times will be acknowledged from the date orders are determined to be "clean".

Changes to *KrugExpress* orders are not allowed under any circumstances.

Orders for product on *KrugExpress* must clearly state: "*KrugExpress*".

COM and graded-in upholstery is available on *Krug Express*. Orders are scheduled on *Krug Express*, and given the best available date, when the upholstery is received at Krug. Some conditions apply.

SEATING & OCCASIONAL TABLES PROGRAM

Orders for seating products on the *KrugExpress* program may be subject to quantity maximums. Please contact Krug Customer Service for more information.

Quantity maximums are dependent upon available capacity, in order to insure that we ship all orders on time. Please note that the CAL 133 option is not available on *KrugExpress*.

Only standard wood finishes are available for *KrugExpress* orders. Laminates are not available on *KrugExpress*.

Krug Express includes all Krug seating and occasional tables as well as Krug conference and casegood products to complement this seating offering.



All products are air emissions certified and are available as FSC® certified

krug

solutions@krug.ca | www.krug.ca | 1.888.578.KRUG