

DORSO
Price and Specification Guide
USA



krug

Advancing Design Through Innovation

vizient.
Awarded Supplier

DORSO | TABLE OF CONTENTS

DORSO

2	Dorso E-Line Environmental Summary
3	Dorso E-Line & Dorso T-Line Features & Options
4	Dorso E-Line Dimensions & COM
4	Dorso T-Line Dimensions & COM
5	Dorso E-Line Pricing
9	Dorso T-Line Environmental Summary
10	Dorso T-Line Pricing
14	Dorso Weave Environmental Summary
15	Dorso Weave Features & Options
16	Dorso Weave Pricing
20	Dorso S-Line Environmental Summary
21	Dorso S-Line & N-Line Features & Options
22	Dorso S-Line & N-Line Dimensions & COM
23	Dorso S-Line Pricing
25	Dorso N-Line Pricing
27	Dorso Guest Environmental Summary
28	Dorso Guest Pricing

GENERAL INFORMATION

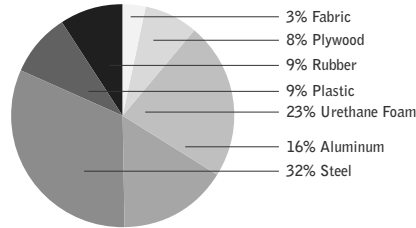
30	Terms & Conditions
30	Warranty
32	KRUG Textiles - Upholstery Fabrics
34	KRUG Textiles - Leather & Faux Leather
36	Customer's Own Material (COM/COL)
36	CAL 133 & Moisture Barrier
37	Graded-In Upholstery Programs
37	Dorso Weave Colors
38	Base Styles
38	KRUGEXPRESS Program

DORSO E-LINE | ENVIRONMENTAL SUMMARY

LEED CI CREDITS



MATERIAL CONTENT:



PRE-CONSUMER

RECYCLED CONTENT = 17.95%

POST-CONSUMER

RECYCLED CONTENT = 17.72%

Up to 61.36% of Dorso E product is recyclable at the end of its useful life.

CONTRIBUTES TO

CREDIT 2.1 - 2.2	Construction Waste Management	1-2 point(s)
CREDIT 3.3	Resource Reuse	1 point
CREDIT 4.1	Recycled Content	1 point
CREDIT 4.2	Recycled Content	1 point
CREDIT 4.5	Low Emitting Materials, Systems & Seating	1 point
CREDIT 5.1	Regional Materials*	1 point
CREDIT 7	Certified Wood (MUST BE REQUESTED)	1 point(s)

*This credit is only applicable if in total 20% of the combined value of the procurement of construction materials and in the furniture are manufactured within a radius of 500 miles. This credit will apply if the installation of the finished product occurs within 500 miles of Kitchener, Ontario.

level® CERTIFICATION, AIR EMISSIONS AND FSC® CERTIFICATION



level® CERTIFICATION

BIFMA's e3 Furniture Sustainability Standard is a voluntary, multi-attribute standard that measures the degree of sustainability of furniture. This standard evaluates product and company environmental attributes and compliance systems in a wide range of elements which include Materials, Energy & Atmosphere, Human & Ecosystem Health and Social Responsibility. Dorso products have earned level®, BIFMA's sustainability certification program for furniture, certification through third-party verification against the e3 standard.

AIR-EMISSIONS

All Dorso products are supplied with air-emissions certified. Contact customer service for information.



The mark of responsible forestry

FSC®

In 2005, Krug received Forest Stewardship Council® (FSC®) Chain-of-Custody certification for our manufacturing facilities. The FSC® Chain-of-Custody tracks certified wood from seedling to final sale. It verifies that the material for our FSC® certified products only come from well-managed, FSC®-certified forests and other controlled sources. FSC® is dedicated to the promotion of responsible forest management worldwide helping to take care of forests for future generations. Dorso and other Krug products can be specified with FSC® Certification. Contact customer service for further information, pricing and lead times.



Architects, designers, and building professionals can specify FSC®-certified products in order to achieve a point from the U.S. Green Building Council's Leadership in Energy and Environmental Design (LEED) Rating System.

DORSO E & T | FEATURES



ARM STYLES

Optional fixed cantilever or an adjustable black arm constructed of die cast metal with textured plastic arm pads. The adjustable arms feature seven height adjustment positions, with a total adjustment range of 2.75". All Dorso models are also available in armless versions.

E-LINE

Fixed cantilever and adjustable arms are available in Black, Silver Metallic or Polished Chrome accent finishes to match metal base. The fixed arm is also available in black textured plastic and upholstered fabric/leather version.

T-LINE

Fixed cantilever and adjustable arms are available in black textured plastic.



BASE STYLES

E-LINE & T-LINE

Dorso seating features optional Silver Metallic, polished Chrome or Black finish and dual wheel casters.



DORSO CONTROLS

All Dorso E-Line and T-Line come with synchro tilt mechanism. The tilt adjustment range offers five recline-lock positions, as well as free flowing movement. The forward pivot mechanism allows the back and the seat to articulate synchronously in a 2:1 ratio, so that upward tilt of the seat is minimized as the back reclines.



BACK HEIGHT

Back height adjustment is an option on Dorso E & T Line. It offers an adjustment range of 11 positions, over a 2" range of movement. Back height adjustment is operated while in the seated position, by placing the right hand on the right bottom of the chair back, and the left hand on the left bottom of the chair back. The back is lifted and clicked into the desired height. Raising the back to the highest position releases the back height lock so it can be lowered.

SEAT HEIGHT

In the seated position, a pull upwards on the height adjustment lever located under the seat of the user's right side adjusts the height up or down with a total height range of 4.5".

BACK TENSION

Back tension on the mechanism is controlled with an adjustment knob under the seat. It has been designed to provide a range of back tension adjustment suitable for users of varying sizes and preferences.

SEAT SLIDER

All Dorso tilts are available with an optional seat slider mechanism featuring a 2" range of adjustment front to back when seated. The lever to activate this feature is located under the seat of the user's right side and is activated by an upward pull of the lever.

CAL 133 & MOISTURE BARRIER

California Technical Bulletin 133 is a flammability test for seating. Krug offers a compliance method which, in combination with non-flammable upholstery covers, may enable the products to meet certification requirements for this test. This process at the same time also provides the products with a Moisture Barrier - a treatment that helps to prevent the passage of liquids and moisture to inside of upholstered components - thereby conferring sanitary and anti-infection benefits. So when CAL 133 is specified, the product also automatically has a Moisture Barrier, and when a Moisture Barrier is specified, the product also features the compliance method and low flammability features of CAL 133.

The application of this upcharge and the compliance method does not mean that the specific configuration of product and upholstery cover are tested and officially certified as being CAL 133 compliant. If official certification is required, Krug will provide this (through an independent certified testing laboratory) at a charge of \$917 per item, plus the cost of the product to be tested. Lead time for certification testing is typically 4-8 weeks. Krug assumes no responsibility for the testing of our products in combination with upholstery covers, or for the results of any testing conducted. Some specific configurations of product and upholstery have already been tested. Please contact Customer Service for additional information.

DORSO E-LINE | DIMENSIONS & COM REQUIREMENTS

Dorso E features a generous seat & back that provides unparalleled comfort and support.

Model Number		Overall Width	Overall Depth	Overall Height	Seat Height Min/Max	Height of Arms from Floor	Width between Arms	Height Range	Seat Depth	Shipping Weight	Cube	COM Yardage
DEC1-HB/DES1-HB	Fixed	25.25	25	50	17.5-22.125	25.6875-30.25	21	47-52	18	44	19	2.2
DEB1-HB	Fixed Upholstered	25.5	25	50	17.5-22.125	25.6875-30.25	20.5	47-52	18	44	19	2.5
	Adjustable	25.5	25	50	17.5-22.125	26-34	21	47-52	18	44	19	2.2
	Armless	20.5	25	50	17.5-22.125	N/A	N/A	47-52	18	40	19	2.2
DEC1-MB/DES1-MB	Fixed	25.25	25	43	17.5-22.125	25.6875-30.25	21	40-45	18	41	16	2
DEB1-MB	Fixed Upholstered	25.5	25	43	17.5-22.125	25.6875-30.25	20.5	40-45	18	41	16	2.3
	Adjustable	25.5	25	43	17.5-22.125	26-34	21	40-45	18	41	16	2
	Armless	20.5	25	43	17.5-22.125	N/A	N/A	40-45	18	37	16	2

DORSO | E-LINE



Note: Some vinyls, leathers and upholsteries are not suitable for application on Dorso E seating. For vinyls, please submit a sample to Customer Service for pre-approval process at time of order.

The pre-approval process is as follows:

1. A sample of the COM must be provided to Krug Customer Service prior to or at time of order.
2. The sample will be reviewed and the customer advised if the fabric is unsuitable.
3. The COM fabric or leather itself will be inspected when received at the factory, to identify and further concerns with its suitability.

ORDERING NOTES:

Height measurements of Dorso E are taken with the pneumatic lift in the lowest position. All dimensions are in inches and approximate and are subject to change without notice. Contact Customer Service if dimensions are critical.

DORSO T-LINE | DIMENSIONS & COM REQUIREMENTS

Dorso T - a strikingly modern chair design, provides a level of long term sitting comfort and support.

Model Number		Overall Width	Overall Depth	Overall Height	Seat Height Min/Max	Height of Arms from Floor	Width between Arms	Height Range	Seat Depth	Shipping Weight	Cube	COM Yardage
DTC1-HB/DTS1-HB/	Fixed	25.25	24	49	16.75-21.375	27.5-30.25	20	46-51	18	44	19	2
	Adjustable	25.5	24	49	16.75-21.375	26-34	20	46-51	18	44	19	2
	Armless	20.5	24	49	16.75-21.375	N/A	N/A	46-51	18	40	19	2
DTB1-HB	Fixed	25.25	24	49	16.75-21.375	27.5-30.25	20	46-51	18	44	19	2
	Adjustable	25.5	24	49	16.75-21.375	26-34	20	46-51	18	44	19	2
	Armless	20.5	24	49	16.75-21.375	N/A	N/A	46-51	18	37	19	2
DTC1-MB/DTS1-MB	Fixed	25.25	24	42	16.75-21.375	27.5-30.25	20	39-44	18	41	16	1.8
DTB1-MB	Adjustable	25.5	24	42	16.75-21.375	26-34	20	39-44	18	41	16	1.8
	Armless	20.5	24	49	16.75-21.375	N/A	N/A	39-44	18	37	16	1.8

DORSO | T-LINE



Note: Some vinyls, leathers and upholsteries are not suitable for application on Dorso T seating. For vinyls, please submit a sample to Customer Service for pre-approval process at time of order.





The pre-approval process is as follows:

1. A sample of the COM must be provided to Krug Customer Service prior to or at time of order.
2. The sample will be reviewed and the customer advised if the fabric is unsuitable.
3. The COM fabric or leather itself will be inspected when received at the factory, to identify and further concerns with its suitability.

OPTIONS

Height measurements of Dorso T are taken with the pneumatic lift in the lowest position. All dimensions are in inches and approximate and are subject to change without notice. Contact Customer Service if dimensions are critical.

DORSO E-LINE | MID BACK

DESCRIPTION/MODEL		COM			COL	FABRIC GRADES			LEATHER		
		1	2	3	4	5	6	7	8	9	
	Fixed Back; Fixed Arms - Synchro										
	DEC1-M111C	1439	1506	1569	1659	1758	1870	2010	2161	2327	
	DES1-M111S	1376	1439	1504	1588	1691	1815	1944	2092	2257	
	DEB1-M111B	1202	1266	1331	1415	1515	1640	1771	1920	2086	
	Fixed Back; Fixed Arms - Synchro/Seat Slider										
	DEC1-M112C	1518	1585	1647	1736	1837	1949	2088	2239	2407	
	DES1-M112S	1455	1518	1584	1667	1771	1893	2023	2172	2340	
	DEB1-M112B	1282	1345	1409	1493	1594	1717	1849	1999	2165	
	Fixed Back; Adjustable Arms - Synchro										
	DEC1-M121C	1644	1708	1774	1860	1962	2072	2212	2361	2531	
	DES1-M121S	1534	1604	1667	1749	1854	1964	2105	2254	2421	
	DEB1-M121B	1359	1422	1487	1570	1673	1798	1927	2079	2242	
	Fixed Back; Adjustable Arms - Synchro/Seat Slider										
	DEC1-M122C	1724	1788	1854	1940	2040	2154	2293	2441	2610	
	DES1-M122S	1613	1683	1746	1832	1932	2042	2185	2333	2502	
	DEB1-M122B	1439	1503	1567	1651	1753	1879	2006	2158	2323	
	Fixed Back; Fixed Arms (Leather/Fabric Pad) - Synchro										
	DEC1-M131C	1662	1734	1808	1902	2011	2132	2279	2451	2618	
	DES1-M131S	1597	1668	1743	1834	1944	2073	2212	2385	2551	
	Fixed Back; Fixed Arms (Leather/Fabric Pad) - Synchro/Seat Slider										
	DEC1-M132C	1741	1815	1885	1981	2090	2211	2357	2530	2697	
	DES1-M132S	1676	1747	1819	1912	2023	2155	2370	2463	2630	
		Fixed Back; Armless - Synchro									
		DEC1-M101C	1345	1411	1478	1559	1663	1786	1914	2064	2234
DES1-M101S		1218	1283	1348	1431	1536	1657	1786	1938	2104	
DEB1-M101B		1146	1212	1279	1359	1464	1585	1714	1866	2032	
Fixed Back; Armless - Synchro/Seat Slider											
DEC1-M102C		1422	1491	1556	1639	1743	1863	1993	2144	2312	
DES1-M102S		1297	1360	1429	1510	1615	1734	1863	2017	2182	
DEB1-M102B		1226	1290	1357	1439	1543	1664	1792	1945	2110	

Each chair features the Synchro Tilt mechanism





*The finish applies to exposed metal elements specified for the chair: chair base, fixed and adjustable arm accents.

ORDERING NOTES: The upholstered cantilever arm is available for use with leather and upholstery in the Polished Chrome and Silver Metallic arm only. Optional soft wheel casters are available at an upcharge of **\$64 list**. CAL 133 and Moisture Barrier options are available for an upcharge of **\$64 list per yard**.

PRODUCT CODE KEY

Line	Series	Back Style	Back Adjustment	Arm Style	Mechanism	Base
DEC	1	M	1	0	1	C
Dorso E-Line (Polished Chrome)	Management, Task & Conference Seating	Mid Back	Fixed	Armless	Synchro	Chrome Base
DES		H	2	1	2	S
Dorso E-Line (Silver Metallic)		High Back	Adjustable	Fixed Cantilever	Synchro/ Seat Slider	Silver Metallic Base
DEB				2		B
Dorso E-Line (Black)				Adjustable		Black Base
				3		
				Fixed Cantilever (Upholstered)		

DORSO E-LINE | MID BACK

DESCRIPTION/MODEL		COM	FABRIC GRADES							LEATHER		
		1	2	3	4	5	6	7	8	9		
	Adjustable Back; Fixed Arms - Synchro											
	DEC1-M211C	1468	1537	1603	1689	1790	1902	2040	2192	2359		
	DES1-M211S	1408	1468	1536	1619	1723	1845	1976	2126	2293		
	DEB1-M211B	1232	1297	1360	1446	1548	1670	1802	1951	2117		
	Adjustable Back; Fixed Arms - Synchro/Seat Slider											
	DEC1-M212C	1551	1617	1680	1769	1869	1981	2119	2271	2437		
	DES1-M212S	1485	1551	1615	1698	1802	1924	2055	2205	2370		
	DEB1-M212B	1312	1376	1440	1526	1626	1749	1881	2031	2195		
		Adjustable Back; Adjustable Arms - Synchro										
DEC1-M221C		1676	1741	1806	1892	1993	2105	2242	2392	2563		
DES1-M221S		1565	1636	1698	1781	1884	1995	2135	2285	2453		
DEB1-M221B		1391	1455	1521	1604	1706	1832	1959	2109	2274		
Adjustable Back; Adjustable Arms - Synchro/Seat Slider												
DEC1-M222C		1755	1818	1884	1970	2072	2185	2323	2472	2640		
DES1-M222S		1644	1714	1777	1861	1964	2073	2215	2364	2532		
DEB1-M222B		1468	1534	1598	1683	1786	1909	2037	2190	2355		
		Adjustable Back; Fixed Arms (Leather/Fabric Pad) - Synchro										
	DEC1-M231C	1692	1767	1839	1934	2042	2164	2310	2483	2650		
	DES1-M231S	1631	1699	1773	1863	1976	2107	2242	2417	2581		
	Adjustable Back; Fixed Arms (Leather/Fabric Pad) - Synchro/Seat Slider											
	DEC1-M232C	1772	1845	1918	2012	2122	2241	2388	2562	2728		
	DES1-M232S	1708	1778	1853	1944	2055	2186	2323	2495	2661		
		Adjustable Back; Armless - Synchro										
		DEC1-M201C	1376	1441	1508	1590	1693	1817	1946	2096	2265	
		DES1-M201S	1249	1314	1380	1463	1567	1688	1817	1968	2134	
DEB1-M201B		1178	1244	1310	1391	1495	1617	1746	1897	2063		
Adjustable Back; Armless - Synchro/Seat Slider												
DEC1-M202C		1455	1522	1587	1669	1773	1896	2026	2174	2343		
DES1-M202S		1330	1393	1460	1540	1645	1767	1896	2048	2214		
DEB1-M202B		1257	1320	1389	1468	1573	1695	1823	1977	2143		

Each chair features the Synchro Tilt mechanism




*The finish applies to exposed metal elements specified for the chair: chair base, fixed and adjustable arm accents.

ORDERING NOTES: The upholstered cantilever arm is available for use with leather and upholstery in the Polished Chrome and Silver Metallic arm only. Optional soft wheel casters are available at an upcharge of **\$64 list**. CAL 133 and Moisture Barrier options are available for an upcharge of **\$64 list per yard**.

PRODUCT CODE KEY

Line	Series	Back Style	Back Adjustment	Arm Style	Mechanism	Base
DEC Dorso E-Line (Polished Chrome)	1 Management, Task & Conference Seating	M Mid Back	1 Fixed	0 Armless	1 Synchro	C Chrome Base
DES Dorso E-Line (Silver Metallic)		H High Back	2 Adjustable	1 Fixed Cantilever	2 Synchro/ Seat Slider	S Silver Metallic Base
DEB Dorso E-Line (Black)				2 Adjustable		B Black Base
				3 Fixed Cantilever (Upholstered)		

DORSO E-LINE | HIGH BACK

DESCRIPTION/MODEL		COM	FABRIC GRADES					LEATHER		
		1	2	3	4	5	6	7	8	9
	Fixed Back; Fixed Arms - Synchro									
	DEC1-H111C	1485	1568	1657	1769	1898	2059	2244	2459	2691
	DES1-H111S	1422	1504	1590	1703	1834	1990	2180	2391	2628
	DEB1-H111B	1232	1314	1402	1513	1642	1802	1990	2202	2436
	Fixed Back; Fixed Arms - Synchro/Seat Slider									
	DEC1-H112C	1565	1646	1734	1846	1979	2138	2324	2538	2770
	DES1-H112S	1503	1584	1669	1781	1912	2069	2257	2471	2705
	DEB1-H112B	1312	1393	1481	1592	1723	1881	2069	2281	2516
	Fixed Back; Adjustable Arms - Synchro									
	DEC1-H121C	1692	1774	1860	1974	2104	2263	2448	2654	2896
	DES1-H121S	1631	1713	1798	1908	2039	2195	2383	2591	2833
	DEB1-H121B	1439	1524	1609	1716	1852	2006	2193	2403	2641
	Fixed Back; Adjustable Arms - Synchro/Seat Slider									
	DEC1-H122C	1772	1854	1940	2054	2182	2341	2527	2734	2973
	DES1-H122S	1708	1791	1879	1987	2118	2274	2462	2670	2912
	DEB1-H122B	1518	1603	1688	1796	1928	2086	2272	2481	2721
	Fixed Back; Fixed Arms (Leather/Fabric Pad) - Synchro									
	DEC1-H131C	1708	1796	1893	2012	2154	2319	2515	2747	2983
	DES1-H131S	1644	1732	1827	1947	2086	2252	2449	2683	2917
	Fixed Back; Fixed Arms (Leather/Fabric Pad) - Synchro/Seat Slider									
	DEC1-H132C	1788	1878	1971	2091	2232	2397	2593	2828	3059
	DES1-H132S	1724	1811	1908	2028	2165	2329	2529	2763	2995

Each chair features the Synchro Tilt mechanism




*The finish applies to exposed metal elements specified for the chair: chair base, fixed and adjustable arm accents.

ORDERING NOTES: The upholstered cantilever arm is available for use with leather and upholstery in the Polished Chrome and Silver Metallic arm only. Optional soft wheel casters are available at an upcharge of **\$64 list**. CAL 133 and Moisture Barrier options are available for an upcharge of **\$64 list per yard**.

PRODUCT CODE KEY

Line	Series	Back Style	Back Adjustment	Arm Style	Mechanism	Base
DEC	1	M	1	0	1	C
Dorso E-Line (Polished Chrome)	Management, Task & Conference Seating	Mid Back	Fixed	Armless	Synchro	Chrome Base
DES		H	2	1	2	S
Dorso E-Line (Silver Metallic)		High Back	Adjustable	Fixed Cantilever	Synchro/ Seat Slider	Silver Metallic Base
DEB				2		B
Dorso E-Line (Black)				Adjustable		Black Base
				3		
				Fixed Cantilever (Upholstered)		

DORSO E-LINE | HIGH BACK

DESCRIPTION/MODEL	COM	COL	FABRIC GRADES			LEATHER				
	1	2	3	4	5	6	7	8	9	
	Adjustable Back; Fixed Arms - Synchro									
	DEC1-H211C	1518	1601	1688	1801	1929	2090	2278	2489	2721
	DES1-H211S	1455	1536	1622	1734	1863	2023	2212	2422	2658
	DEB1-H211B	1266	1346	1433	1545	1673	1834	2023	2236	2466
	Adjustable Back; Fixed Arms - Synchro/Seat Slider									
	DEC1-H212C	1597	1678	1767	1880	2010	2169	2356	2569	2803
	DES1-H212S	1534	1615	1702	1815	1944	2103	2293	2503	2738
	DEB1-H212B	1345	1423	1512	1623	1753	1912	2103	2313	2548
	Adjustable Back; Adjustable Arms - Synchro									
	DEC1-H221C	1724	1806	1892	2004	2134	2294	2480	2684	2928
	DES1-H221S	1662	1745	1832	1940	2070	2228	2415	2623	2864
	DEB1-H221B	1468	1556	1640	1748	1882	2037	2223	2433	2673
	Adjustable Back; Adjustable Arms - Synchro/Seat Slider									
	DEC1-H222C	1803	1884	1970	2085	2214	2373	2559	2764	3008
	DES1-H222S	1741	1822	1909	2018	2148	2307	2493	2701	2944
	DEB1-H222B	1551	1634	1717	1827	1960	2117	2303	2513	2754
	Adjustable Back; Fixed Arms (Leather/Fabric Pad) - Synchro									
	DEC1-H231C	1741	1832	1924	2045	2185	2352	2545	2780	3013
	DES1-H231S	1676	1765	1860	1980	2117	2282	2481	2715	2948
	Adjustable Back; Fixed Arms (Leather/Fabric Pad) - Synchro/Seat Slider									
	DEC1-H232C	1818	1909	2003	2124	2264	2431	2625	2859	3092
	DES1-H232S	1755	1844	1940	2059	2195	2361	2560	2793	3028

Each chair features the Synchro Tilt mechanism

*The finish applies to exposed metal elements specified for the chair: chair base, fixed and adjustable arm accents.

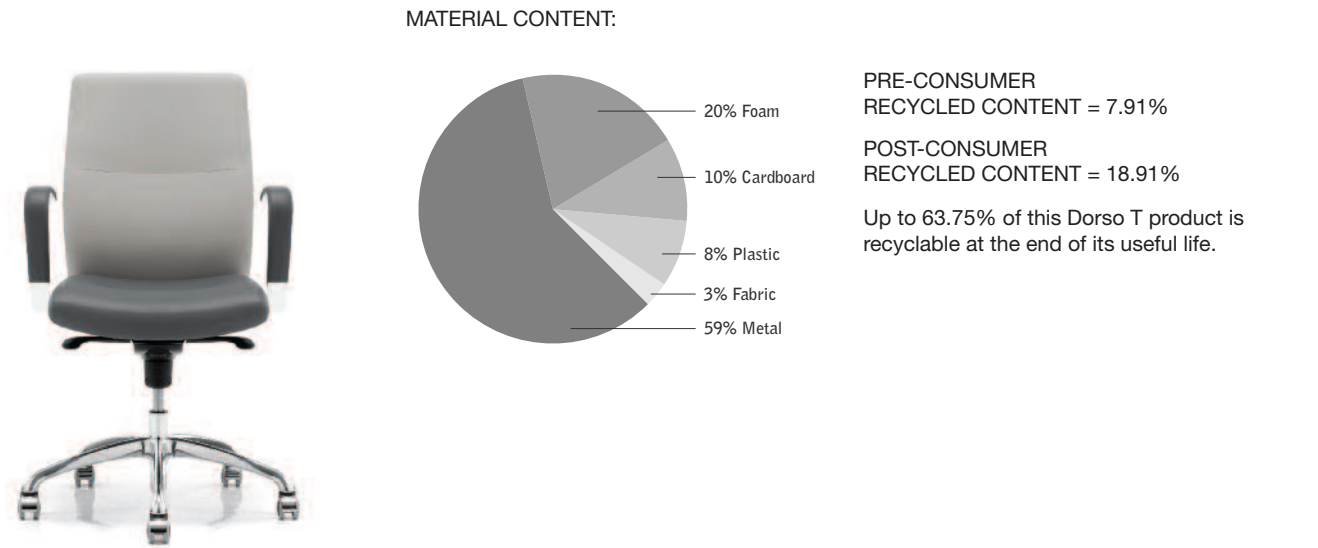
ORDERING NOTES: The upholstered cantilever arm is available for use with leather and upholstery in the Polished Chrome and Silver Metallic arm only. Optional soft wheel casters are available at an upcharge of **\$64 list**. CAL 133 and Moisture Barrier options are available for an upcharge of **\$64 list per yard**. Please see Page 34 for more information.

PRODUCT CODE KEY

Line	Series	Back Style	Back Adjustment	Arm Style	Mechanism	Base
DEC Dorso E-Line (Polished Chrome)	1 Management, Task & Conference Seating	M Mid Back	1 Fixed	0 Armless	1 Synchro	C Chrome Base
DES Dorso E-Line (Silver Metallic)		H High Back	2 Adjustable	1 Fixed Cantilever	2 Synchro/ Seat Slider	S Silver Metallic Base
DEB Dorso E-Line (Black)				2 Adjustable		B Black Base
				3 Fixed Cantilever (Upholstered)		

DORSO T-LINE | ENVIRONMENTAL SUMMARY

LEED CI CREDITS



CONTRIBUTES TO		
CREDIT 2.1 - 2.2	Construction Waste Management	1-2 point(s)
CREDIT 3.3	Resource Reuse	1 point
CREDIT 4.1	Recycled Content	1 point
CREDIT 4.2	Recycled Content	1 point
CREDIT 4.5	Low Emitting Materials, Systems & Seating	1 point
CREDIT 5.1	Regional Materials*	1 point

*This credit is only applicable if in total 20% of the combined value of the procurement of construction materials and in the furniture are manufactured within a radius of 500 miles. This credit will apply if the installation of the finished product occurs within 500 miles of Kitchener, Ontario.

level® CERTIFICATION & AIR EMISSIONS CERTIFICATION






level® CERTIFICATION
BIFMA's e3 Furniture Sustainability Standard is a voluntary, multi-attribute standard that measures the degree of sustainability of furniture. This standard evaluates product and company environmental attributes and compliance systems in a wide range of elements which include Materials, Energy & Atmosphere, Human & Ecosystem Health and Social Responsibility. Dorso products have earned level®, BIFMA's sustainability certification program for furniture, certification through third-party verification against the e3 standard.



AIR EMISSIONS
All Dorso products are supplied air-emissions certified. Contact customer service for information.

DORSO T-LINE | MID BACK

		COM		COL	FABRIC GRADES			LEATHER		
DESCRIPTION/MODEL		1	2	3	4	5	6	7	8	9
	Fixed Back; Fixed Arms - Synchro									
	DTC1-M111C	1323	1386	1446	1526	1618	1720	1849	1988	2140
	DTS1-M111S	1266	1323	1384	1461	1556	1668	1789	1926	2080
	DTB1-M111B	1107	1164	1224	1302	1394	1509	1626	1767	1918
	Fixed Back; Fixed Arms - Synchro/Seat Slider									
	DTC1-M112C	1403	1464	1526	1604	1697	1801	1927	2065	2219
	DTS1-M112S	1345	1403	1463	1539	1634	1747	1867	2004	2160
	DTB1-M112B	1185	1244	1304	1378	1477	1588	1706	1845	1997
		Fixed Back; Adjustable Arms - Synchro								
DTC1-M121C		1513	1570	1633	1712	1806	1908	2034	2172	2328
DTS1-M121S		1411	1478	1534	1610	1704	1808	1938	2073	2228
DTB1-M121B		1251	1310	1371	1446	1539	1654	1773	1912	2063
Fixed Back; Adjustable Arms - Synchro/Seat Slider										
DTC1-M122C		1592	1651	1712	1790	1884	1987	2113	2252	2408
DTS1-M122S		1491	1556	1613	1689	1782	1885	2017	2155	2307
DTB1-M122B		1331	1389	1449	1526	1619	1732	1853	1990	2143
		Fixed Back; Armless - Synchro								
	DTC1-M101C	1237	1298	1357	1434	1529	1642	1761	1899	2055
	DTS1-M101S	1120	1179	1241	1316	1414	1524	1642	1781	1935
	DTB1-M101B	1056	1116	1173	1251	1347	1459	1578	1716	1869
	Fixed Back; Armless - Synchro/Seat Slider									
	DTC1-M102C	1315	1377	1437	1513	1609	1723	1840	1980	2118
	DTS1-M102S	1199	1260	1319	1396	1492	1603	1723	1861	2016
	DTB1-M102B	1135	1194	1253	1331	1425	1537	1657	1796	1947

Each chair features the Synchro Tilt mechanism

*The finish applies to exposed metal elements specified for the chair: chair base, fixed and adjustable arm accents.

ORDERING NOTES

Dorso T-Line versions are available without back metal accent detail. Please contact Customer Service for ordering information.

Optional soft wheel casters are available at an upcharge of **\$64 list**. CAL 133 and Moisture Barrier options are available for an upcharge of **\$64 list per yard**. Please see Page 34 for more information.

The upholstered cantilever arm is available for use with leather and upholstery in the polished chrome and silver metal arm only.




Upcharge for Fixed Cantilever Upholstered cap:

GR1/COM	GR2	GR3	GR4	GR5	GR6	GR7	GR8	GR9
223	231	239	245	255	261	270	291	301

PRODUCT CODE KEY

Line	Series	Back Style	Back Adjustment	Arm Style	Mechanism	Base
DTC Dorso T-Line (Polished Chrome)	1 Management, Task & Conference Seating	M Mid Back	1 Fixed	0 Armless	1 Synchro	C Chrome Base
DTS Dorso T-Line (Silver Metallic)		H High Back	2 Adjustable	1 Fixed Cantilever	2 Synchro/ Seat Slider	S Silver Metallic Base
DTB Dorso T-Line (Black)				2 Adjustable		B Black Base
				3 Fixed Cantilever Upholstered		

DORSO T-LINE | MID BACK

DESCRIPTION/MODEL	COM		COL		FABRIC GRADES			LEATHER	
	1	2	3	4	5	6	7	8	9
	Adjustable Back; Fixed Arms - Synchro								
	DTC1-M211C	1355	1415	1477	1556	1645	1749	1880	2170
	DTS1-M211S	1295	1355	1414	1491	1585	1698	1817	2108
	DTB1-M211B	1137	1193	1252	1331	1423	1537	1659	1947
	Adjustable Back; Fixed Arms - Synchro/Seat Slider								
	DTC1-M212C	1433	1493	1555	1634	1727	1832	1957	2250
	DTS1-M212S	1374	1433	1492	1568	1664	1777	1896	2188
	DTB1-M212B	1215	1271	1332	1409	1504	1617	1736	2028
	Adjustable Back; Adjustable Arms - Synchro								
	DTC1-M221C	1540	1601	1663	1741	1835	1938	2063	2357
	DTS1-M221S	1440	1504	1562	1640	1734	1836	1965	2256
	DTB1-M221B	1282	1338	1398	1478	1569	1683	1803	2092
	Adjustable Back; Adjustable Arms - Synchro/Seat Slider								
	DTC1-M222C	1620	1678	1743	1818	1913	2017	2143	2436
	DTS1-M222S	1521	1584	1641	1717	1815	1914	2045	2337
	DTB1-M222B	1359	1417	1479	1556	1647	1761	1882	2172
	Adjustable Back; Armless - Synchro								
	DTC1-M201C	1268	1331	1389	1465	1560	1673	1792	2086
	DTS1-M201S	1152	1212	1273	1348	1445	1556	1673	1967
	DTB1-M201B	1087	1146	1206	1283	1378	1491	1609	1899
	Adjustable Back; Armless - Synchro/Seat Slider								
	DTC1-M202C	1347	1409	1466	1545	1640	1753	1871	2177
	DTS1-M202S	1230	1290	1354	1429	1524	1634	1753	2046
	DTB1-M202B	1166	1226	1285	1360	1459	1568	1688	1980

Each chair features the Synchro Tilt mechanism

*The finish applies to exposed metal elements specified for the chair: chair base, fixed and adjustable arm accents.

ORDERING NOTES

Dorso T-Line versions are available without back metal accent detail. Please contact Customer Service for ordering information.

Optional soft wheel casters are available at an upcharge of **\$64 list**. CAL 133 and Moisture Barrier options are available for an upcharge of **\$64 list per yard**. Please see Page 34 for more information.

The upholstered cantilever arm is available for use with leather and upholstery in the polished chrome and silver metal arm only.




Upcharge for Fixed Cantilever Upholstered cap:

GR1/COM	GR2	GR3	GR4	GR5	GR6	GR7	GR8	GR9
223	231	239	245	255	261	270	291	301

PRODUCT CODE KEY

Line	Series	Back Style	Back Adjustment	Arm Style	Mechanism	Base
DTC Dorso T-Line (Polished Chrome)	1 Management, Task & Conference Seating	M Mid Back	1 Fixed	0 Armless	1 Synchro	C Chrome Base
DTS Dorso T-Line (Silver Metallic)		H High Back	2 Adjustable	1 Fixed Cantilever	2 Synchro/ Seat Slider	S Silver Metallic Base
DTB Dorso T-Line (Black)				2 Adjustable		B Black Base
				3 Fixed Cantilever Upholstered		

DORSO T-LINE | HIGH BACK

DESCRIPTION/MODEL	COM	FABRIC GRADES					LEATHER			
	1	2	3	4	5	6	7	8	9	
	Fixed Back; Fixed Arms - Synchro									
	DTC1-H111C	1370	1445	1524	1626	1747	1894	2064	2264	2478
	DTS1-H111S	1310	1384	1464	1567	1686	1833	2006	2201	2417
	DTB1-H111B	1137	1209	1289	1391	1512	1659	1833	2028	2241
	Fixed Back; Fixed Arms - Synchro/Seat Slider									
	DTC1-H112C	1447	1524	1603	1706	1825	1974	2144	2342	2555
	DTS1-H112S	1389	1463	1543	1645	1765	1911	2086	2280	2495
	DTB1-H112B	1215	1289	1370	1468	1590	1736	1911	2107	2321
	Fixed Back; Adjustable Arms - Synchro									
	DTC1-H121C	1557	1633	1712	1816	1935	2083	2252	2441	2664
	DTS1-H121S	1499	1573	1654	1755	1879	2020	2192	2385	2608
	DTB1-H121B	1323	1402	1481	1581	1702	1845	2018	2210	2432
	Fixed Back; Adjustable Arms - Synchro/Seat Slider									
	DTC1-H122C	1636	1712	1790	1894	2016	2161	2329	2520	2743
	DTS1-H122S	1579	1654	1732	1835	1956	2100	2271	2463	2685
	DTB1-H122B	1403	1481	1559	1661	1779	1924	2112	2286	2511
	Fixed Back; Armless - Synchro									
	DTC1-H101C	1273	1348	1429	1533	1653	1801	1970	2168	2382
	DTS1-H101S	1152	1226	1307	1409	1528	1671	1849	2042	2256
	DTB1-H101B	1082	1155	1232	1336	1456	1603	1776	1971	2188
	Fixed Back; Armless - Synchro/Seat Slider									
	DTC1-H102C	1354	1429	1508	1611	1731	1880	2051	2247	2460
	DTS1-H102S	1230	1306	1386	1487	1607	1752	1927	2122	2337
	DTB1-H102B	1161	1232	1312	1416	1536	1680	1855	2053	2266

Each chair features the Synchro Tilt mechanism

*The finish applies to exposed metal elements specified for the chair: chair base, fixed and adjustable arm accents.

ORDERING NOTES

Dorso T-Line versions are available without back metal accent detail. Please contact Customer Service for ordering information.

Optional soft wheel casters are available at an upcharge of **\$64 list**. CAL 133 and Moisture Barrier options are available for an upcharge of **\$64 list per yard**. Please see Page 34 for more information.

The upholstered cantilever arm is available for use with leather and upholstery in the polished chrome and silver metal arm only.




Upcharge for Fixed Cantilever Upholstered cap:

GR1/COM	GR2	GR3	GR4	GR5	GR6	GR7	GR8	GR9
223	231	239	245	255	261	270	291	301

PRODUCT CODE KEY

Line	Series	Back Style	Back Adjustment	Arm Style	Mechanism	Base
DTC Dorso T-Line (Polished Chrome)	1 Management, Task & Conference Seating	M Mid Back	1 Fixed	0 Armless	1 Synchro	C Chrome Base
DTS Dorso T-Line (Silver Metallic)		H High Back	2 Adjustable	1 Fixed Cantilever	2 Synchro/ Seat Slider	S Silver Metallic Base
DTB Dorso T-Line (Black)				2 Adjustable		B Black Base
				3 Fixed Cantilever Upholstered		

DORSO T-LINE | HIGH BACK

DESCRIPTION/MODEL		COM	COL		FABRIC GRADES			LEATHER		
		1	2	3	4	5	6	7	8	9
	Adjustable Back; Fixed Arms - Synchro									
	DTC1-H211C	1396	1473	1555	1657	1776	1923	2094	2293	2504
	DTS1-H211S	1338	1414	1493	1594	1715	1861	2034	2230	2447
	DTB1-H211B	1246	1319	1401	1503	1622	1769	1942	2138	2354
	Adjustable Back; Fixed Arms - Synchro/Seat Slider									
	DTC1-H212C	1478	1554	1633	1734	1855	2002	2173	2370	2584
	DTS1-H212S	1417	1492	1570	1673	1795	1941	2113	2308	2526
	DTB1-H212B	1327	1401	1480	1583	1702	1846	2020	2217	2432
	Adjustable Back; Adjustable Arms - Synchro									
	DTC1-H221C	1587	1663	1741	1845	1964	2109	2281	2470	2695
	DTS1-H221S	1528	1606	1683	1782	1907	2051	2220	2412	2636
	DTB1-H221B	1356	1433	1512	1611	1732	1879	2051	2240	2463
	Adjustable Back; Adjustable Arms - Synchro/Seat Slider									
	DTC1-H222C	1666	1743	1818	1924	2042	2190	2360	2549	2773
	DTS1-H222S	1607	1685	1761	1862	1985	2130	2301	2492	2715
	DTB1-H222B	1434	1512	1590	1691	1811	1956	2130	2319	2542
	Adjustable Back; Armless - Synchro									
	DTC1-H201C	1306	1380	1460	1563	1685	1833	2002	2198	2412
	DTS1-H201S	1183	1257	1338	1440	1559	1704	1881	2073	2287
	DTB1-H201B	1111	1187	1266	1370	1487	1634	1808	2003	2218
	Adjustable Back; Armless - Synchro/Seat Slider									
	DTC1-H202C	1384	1460	1538	1642	1764	1911	2083	2279	2492
	DTS1-H202S	1263	1336	1417	1521	1639	1782	1959	2155	2369
	DTB1-H202B	1192	1266	1345	1447	1567	1713	1885	2084	2298

Each chair features the Synchro Tilt mechanism

*The finish applies to exposed metal elements specified for the chair: chair base, fixed and adjustable arm accents.

ORDERING NOTES

Dorso T-Line versions are available without back metal accent detail. Please contact Customer Service for ordering information.

Optional soft wheel casters are available at an upcharge of **\$64 list**. CAL 133 and Moisture Barrier options are available for an upcharge of **64 list per yard**. Please see Page 34 for more information.

The upholstered cantilever arm is available for use with leather and upholstery in the polished chrome and silver metal arm only.

Upcharge for Fixed Cantilever Upholstered cap:

GR1/COM	GR2	GR3	GR4	GR5	GR6	GR7	GR8	GR9
223	231	239	245	255	261	270	291	301

PRODUCT CODE KEY

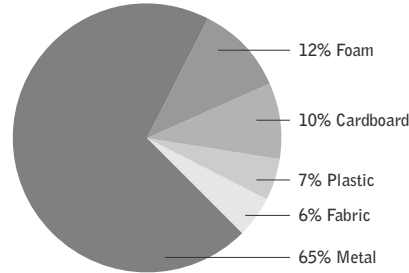
Line	Series	Back Style	Back Adjustment	Arm Style	Mechanism	Base
DTC Dorso T-Line (Polished Chrome)	1 Management, Task & Conference Seating	M Mid Back	1 Fixed	0 Armless	1 Synchro	C Chrome Base
DTS Dorso T-Line (Silver Metallic)		H High Back	2 Adjustable	1 Fixed Cantilever	2 Synchro/ Seat Slider	S Silver Metallic Base
DTB Dorso T-Line (Black)				2 Adjustable		B Black Base
				3 Fixed Cantilever Upholstered		

DORSO WEAVE | ENVIRONMENTAL SUMMARY

LEED CI CREDITS



MATERIAL CONTENT:



PRE-CONSUMER
RECYCLED CONTENT = 11.32%

POST-CONSUMER
RECYCLED CONTENT = 21.48%

Up to 74.04% of this Dorso Weave product is recyclable at the end of its useful life.

CONTRIBUTES TO

CREDIT 2.1 - 2.2	Construction Waste Management	1-2 point(s)
CREDIT 3.3	Resource Reuse	1 point
CREDIT 4.1	Recycled Content	1 point
CREDIT 4.2	Recycled Content	1 point
CREDIT 4.5	Low Emitting Materials, Systems & Seating	1 point
CREDIT 5.1	Regional Materials*	1 point

*This credit is only applicable if in total 20% of the combined value of the procurement of construction materials and in the furniture are manufactured within a radius of 500 miles. This credit will apply if the installation of the finished product occurs within 500 miles of Kitchener, Ontario.

level® CERTIFICATION & AIR EMISSIONS CERTIFICATION



level® CERTIFICATION

BIFMA's e3 Furniture Sustainability Standard is a voluntary, multi-attribute standard that measures the degree of sustainability of furniture. This standard evaluates product and company environmental attributes and compliance systems in a wide range of elements which include Materials, Energy & Atmosphere, Human & Ecosystem Health and Social Responsibility. Dorso products have earned level®, BIFMA's sustainability certification program for furniture, certification through third-party verification against the e3 standard.



AIR EMISSIONS

All Dorso products are supplied air-emissions certified. Contact customer service for information.

DORSO WEAVE | FEATURES



ARM STYLES

Optional fixed cantilever or an adjustable black arm constructed of die cast metal with textured plastic arm pads. The adjustable arms feature seven height adjustment positions, with a total adjustment range of 2.75". All Dorso models are also available in armless versions.

S-LINE

Fixed cantilever and adjustable arms are available in Black, Silver Metallic or Polished Chrome accent finishes to match metal base. The fixed arm is also available in black textured plastic and upholstered fabric/leather version.

N-LINE

Fixed cantilever and adjustable arms are available in black textured plastic only.



BASE STYLES

Dorso seating features injection molded, glass reinforced black nylon bases with dual wheel casters. Dorso seating features optional Silver Metallic or Polished Chrome finish. S-Line models feature steel upper and lower seat back exposed frame rail available in Silver Metallic or Polished Chrome finish.



DORSO CONTROLS

All Dorso S-Line and N-Line tilters come with a synchro tilt mechanism. The tilt adjustment range offers five recline-lock positions, as well as free flowing movement. The forward pivot of the mechanism allows the back and the seat to articulate synchronously in a 2:1 ratio, so that upward tilt of the seat is minimized as the back reclines.

SEAT HEIGHT

In the seated position, a pull upwards on the height adjustment lever located under the seat of the user's right side adjusts the height up or down with a total height range of 4.5".

BACK TENSION

Back tension on the mechanism is controlled with an adjustment knob under the seat. It has been designed to provide a range of back tension adjustment suitable for users of varying sizes and preferences.

SEAT SLIDER

All Dorso tilters are available with an optional seat slider mechanism featuring a 2" range of adjustment front to back when seated. The lever to activate this feature is located under the seat of the user's right side and is activated by an upward pull of the lever.

BACK HEIGHT

Back height adjustment is a standard feature on S-Line chairs, and an option on N-Line chairs. It offers an adjustment range of 11 positions, over a 2" range of movement. Back height adjustment is operated while in the seated position, by placing the right hand on the right bottom of the chair back, and the left hand on the left bottom of the chair back. The back is lifted and clicked into the desired height. Raising the back to the highest position releases the back height lock so it can be lowered.

BACK COLOR OPTIONS

Black • Warm Grey • Tan • Soft Beige • Winter White






DIMENSIONS & COM REQUIREMENTS

		Overall Width	Overall Depth	Overall Height	Seat Height	Height of Arms from Floor	Width between Arms	Seat Depth	Shipping Weight	Cube	COM Yardage
S-LINE MID BACK	Fixed	24.5	22.5	42.5	18-22	27-30.5	20	18	51	15	0.75
	Adjustable	25	22.5	42.5	18-22	25.5-32	19.5	18	51	15	0.75
	Armless	19.5	22.5	42.5	18-22	N/A	N/A	18	46	15	0.75
S-LINE HIGH BACK	Fixed	24.5	22.5	47	18-22	27-30.5	20	18	52	18	0.75
	Adjustable	25	22.5	47	18-22	25.5-32	19.5	18	52	18	0.75
	Armless	19.5	22.5	47	18-22	N/A	N/A	18	47	18	0.75
S-LINE HIGH BACK with Headrest	Fixed	24.5	22.5	50.5	18-22	27-30.5	20	18	54	18	0.75
	Adjustable	25	22.5	50.5	18-22	25.5-32	19.5	18	54	18	0.75
N-LINE MID BACK	Fixed	24.5	21.5	41	18-22	27-30.5	20	18	50	15	0.75
	Adjustable	25	21.5	41	18-22	25.5-32	19.5	18	50	15	0.75
	Armless	19.5	21.5	41	18-22	N/A	N/A	18	45	15	0.75
N-LINE HIGH BACK	Fixed	24.5	21.5	45.5	18-22	27-30.5	20	18	51	18	0.75
	Adjustable	25	21.5	45.5	18-22	25.5-32	19.5	18	51	18	0.75
N-LINE HIGH BACK with Headrest	Fixed	24.5	21.5	50.5	18-22	27-30.5	20	18	53	19.5	0.75
	Adjustable	25	21.5	50.5	18-22	25.5-32	19.5	18	53	19.5	0.75

Note: Some vinyls, leathers and upholsteries are not suitable for application on Dorso seating. For information on COM approval process see Page 34 .

Height measurements of Dorso are taken with the pneumatic lift in the lowest position. All dimensions are in inches and approximate and are subject to change without notice. Contact Customer Service if dimensions are critical.

DORSO WEAVE S-LINE | MID BACK

DESCRIPTION/MODEL	COM		COL	FABRIC GRADES			LEATHER		
	1	2		4	5	6	7	8	9
	FIXED ARMS (Black with metal accent)								
	DOS1-M2211M	1673 1691	1706	1731	1755	1779	1811	1845	1880
	Silver Metallic								
	DOS1-M2231M	1897 1922	1945	1977	2009	2042	2083	2136	2180
	Silver Metallic								
	DOC1-M2211M	1752 1771	1786	1809	1835	1857	1892	1923	1956
	Polished Chrome								
	DOC1-M2231M	1974 2001	2024	2055	2088	2118	2163	2214	2256
	Polished Chrome								
	ADJUSTABLE ARMS (Black with metal accent)								
	DOS1-M2221M	1609 1623	1640	1666	1689	1714	1746	1778	1810
	Silver Metallic								
	DOC1-M2221M	1691 1706	1724	1747	1773	1796	1832	1861	1894
	ARMLESS								
	DOS1-M2201M	1501 1515	1533	1558	1583	1607	1639	1670	1703
	Silver Metallic								
	DOC1-M2201M	1570 1588	1606	1631	1653	1677	1712	1744	1776
	Polished Chrome								

ORDERING NOTES

Dorso S-Line versions are available without the back metal accent detail. Please contact Customer Service for ordering information.

Seat slider option is available on all tilter chair models at an upcharge of **\$80 list**.

Clearly indicate on order fabric selection for seat and weave selection for back.

For jury base version of this chair, please add a 'J' for the base style at the end of the model number and add **\$77 list**.



CAL 133 and Moisture Barrier options are available for an upcharge of **\$64 list per yard**. Please see Page 34 for more information.





PRODUCT CODE KEY

Line	Series	Back Style	Back Adjustment	Back Details	Arm Style	Mechanism	Base
DOS	1	M	2	2	0	1	M
Dorso S-Line (Silver Metallic)	Management, Task & Conference Seating	Mid Back	Adjustment	No Headrest Weave	Armless	Synchro	Metal Base
DOC		H		3	1	2	J
Dorso S-Line (Polished Chrome)		High Back		Headrest (No trim) (High back only) Weave	Fixed Cantilever	Synchro/Seat Slider	Jury Base
					2		
					Adjustable (Black)		
					3		
					Fixed Cantilever Upholstered		

DORSO WEAVE S-LINE | HIGH BACK

DESCRIPTION/MODEL		COM		COL	FABRIC GRADES			LEATHER		
		1	2	3	4	5	6	7	8	9
	FIXED ARMS (Black with metal accent)									
	DOS1-H2211M	1809	1825	1841	1866	1892	1914	1947	1980	2012
	Silver Metallic									
	DOS1-H2231M	2031	2056	2081	2112	2145	2176	2218	2271	2313
	Polished Chrome									
	DOC1-H2231M	2110	2136	2161	2192	2222	2256	2297	2353	2394
	ADJUSTABLE ARMS (Black with metal accent)									
	DOS1-H2221M	1746	1761	1778	1803	1827	1853	1884	1915	1949
	Silver Metallic									
	DOC1-H2221M	1827	1844	1860	1884	1909	1934	1965	1999	2031
	Polished Chrome									

DORSO WEAVE S-LINE | HIGH BACK WITH HEADREST

	FIXED ARMS (Black with metal accent)									
	DOS1-H2311M	1991	2007	2024	2051	2072	2098	2131	2164	2194
	Silver Metallic									
	DOS1-H2331M	2214	2238	2263	2296	2326	2360	2401	2453	2495
	Silver Metallic									
	DOC1-H2311M	2072	2088	2107	2131	2157	2177	2212	2242	2278
	Polished Chrome									
	DOC1-H2331M	2295	2319	2345	2376	2410	2440	2481	2533	2579
	Polished Chrome									
	ADJUSTABLE ARMS (Black with metal accent)									
	DOS1-H2321M	1928	1945	1960	1987	2010	2033	2065	2100	2132
	Silver Metallic									
	DOC1-H2321M	2010	2026	2042	2065	2091	2114	2147	2180	2214
	Polished Chrome									

ORDERING NOTES

Dorso S-Line versions are available without the back metal accent detail. Please contact Customer Service for ordering information.

Seat slider option is available on all tilt chair models at an upcharge of **\$80 list**.

Clearly indicate on order fabric selection for seat and weave selection for back.

For jury base version of this chair, please add a 'J' for the base style at the end of the model number and add **\$77 list**.




CAL 133 and Moisture Barrier options are available for an upcharge of **\$64 list per yard**. Please see Page 34 for more information.



PRODUCT CODE KEY

Line	Series	Back Style	Back Adjustment	Back Details	Arm Style	Mechanism	Base
DOS	1	M	2	2	0	1	M
Dorso S-Line (Silver Metallic)	Management, Task & Conference Seating	Mid Back	Adjustment	No Headrest Weave	Armless	Synchro	Metal Base
DOC		H		3	1	2	J
Dorso S-Line (Polished Chrome)		High Back		Headrest (No trim) (High back only) Weave	Fixed Cantilever	Synchro/Seat Slider	Jury Base
					2		
					Adjustable (Black)		
					3		
					Fixed Cantilever Upholstered		

DORSO WEAVE N-LINE | MID BACK

DESCRIPTION/MODEL		COM	FABRIC GRADES					LEATHER		
		1	2	COL 3	4	5	6	7	8	9
	FIXED ARMS (Black)									
	DON1-M1211B	1468	1485	1504	1528	1555	1578	1610	1641	1673
	No back adjustment									
	DON1-M2211B	1557	1570	1588	1613	1638	1663	1693	1728	1758
	With back adjustment									
	ADJUSTABLE ARMS (Black)									
	DON1-M1221B	1408	1422	1440	1464	1487	1513	1545	1579	1611
	No back adjustment									
	DON1-M2221B	1491	1508	1524	1548	1570	1594	1631	1663	1693
	With back adjustment									
	ARMLESS									
	DON1-M1201B	1297	1312	1330	1355	1377	1403	1434	1466	1501
	No back adjustment									
	DON1-M2201B	1371	1387	1403	1425	1452	1478	1509	1539	1572
	With back adjustment									

ORDERING NOTES

Dorso N-Line tilter models feature black bases and are available with an optional chrome base at an upcharge of **\$199**.

Seat slider option is available on all tilter chair models at an upcharge of **\$80 list**.

Clearly indicate on order fabric selection for seat. Only black weave is offered on Dorso N.

For jury base version of this chair, please add a 'J' for the base style at the end of the model number and **add \$77** to the list price.



CAL 133 and Moisture Barrier options are available for an upcharge of **\$64 list per yard**. See Page 34 for more information.



PRODUCT CODE KEY

Line	Series	Back Style	Back Adjustment	Back Details	Arm Style	Mechanism	Base
<div>DON</div>	<div>1</div>	<div>M</div>	<div>1</div>	<div>2</div>	<div>0</div>	<div>1</div>	<div>B</div>
Dorso N-Line	Management, Task & Conference Seating	Mid Back	No Adjustment	No Headrest Weave	Armless	Synchro	Black Base
		<div>H</div>	<div>2</div>	<div>3</div>	<div>1</div>	<div>2</div>	<div>J</div>
		High Back	Adjustment	Headrest (No trim) (High back only) Weave	Fixed (Black) Cantilever	Synchro/ Seat Slider	Jury Base
					<div>2</div>		
					Adjustable (Black)		

DORSO WEAVE N-LINE | HIGH BACK

DESCRIPTION/MODEL		COM		COL	FABRIC GRADES			LEATHER		
		1	2	3	4	5	6	7	8	9
	FIXED ARMS (Black)									
	DON1-H1211B	1644	1663	1677	1702	1728	1749	1782	1816	1849
	No back adjustment									
	DON1-H2211B	1728	1744	1758	1782	1808	1834	1863	1897	1929
		With back adjustment								
	ADJUSTABLE ARMS (Black)									
	DON1-H1221B	1583	1597	1615	1639	1664	1688	1720	1752	1786
	No back adjustment									
	DON1-H2221B	1663	1677	1693	1717	1744	1769	1801	1834	1863
		With back adjustment								

DORSO WEAVE N-LINE | HIGH BACK with Headrest

	FIXED ARMS (Black)									
	DON1-H1311B	1827	1844	1860	1884	1909	1934	1965	1999	2031
	No back adjustment									
	DON1-H2311B	1911	1926	1944	1967	1991	2017	2051	2083	2113
		With back adjustment								
	ADJUSTABLE ARMS (Black)									
	DON1-H1321B	1764	1779	1796	1821	1845	1869	1902	1935	1967
	No back adjustment									
	DON1-H2321B	1845	1861	1880	1902	1926	1951	1985	2017	2051
		With back adjustment								

Each chair features the Synchro Tilt mechanism

ORDERING NOTES

Dorso N-Line tilter models feature black bases and are available with an optional chrome base at an upcharge of **\$199**.
Seat slider option is available on all tilter chair models at an upcharge of **\$80 list**.
Clearly indicate on order fabric selection for seat. Only black weave is offered on Dorso N.
For jury base version of this chair, please add a 'J' for the base style at the end of the model number and **add \$77** to the list price.
CAL 133 and Moisture Barrier options are available for an upcharge of **\$64 list per yard**. See Page 34 for more information.



PRODUCT CODE KEY

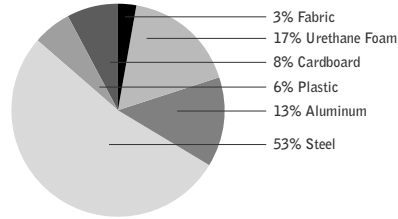
Line	Series	Back Style	Back Adjustment	Back Details	Arm Style	Mechanism	Base
DON	1	M	1	2	0	1	B
Dorso N-Line	Management, Task & Conference Seating	Mid Back	No Adjustment	No Headrest Weave	Armless	Synchro	Black Base
		H	2	3	1	2	J
		High Back	Adjustment	Headrest (No trim) (High back only) Weave	Fixed (Black) Cantilever	Synchro/Seat Slider	Jury Base
					2		
					Adjustable (Black)		
					3		
					Fixed Cantilever Upholstered		

DORSO S-LINE & N-LINE | ENVIRONMENTAL SUMMARY

LEED CI CREDITS



MATERIAL CONTENT:



PRE-CONSUMER

RECYCLED CONTENT = 21.68%

POST-CONSUMER

RECYCLED CONTENT = 20.03%

Up to 77.88% of Dorso S product is recyclable at the end of its useful life.

CONTRIBUTES TO

CREDIT 2.1 - 2.2	Construction Waste Management	1-2 point(s)
CREDIT 3.3	Resource Reuse	1 point
CREDIT 4.1	Recycled Content	1 point
CREDIT 4.2	Recycled Content	1 point
CREDIT 4.5	Low Emitting Materials, Systems & Seating	1 point
CREDIT 5.1	Regional Materials*	1 point

*This credit is only applicable if in total 20% of the combined value of the procurement of construction materials and in the furniture are manufactured within a radius of 500 miles. This credit will apply if the installation of the finished product occurs within 500 miles of Kitchener, Ontario.

level® CERTIFICATION & AIR EMISSIONS CERTIFICATION



level® CERTIFICATION

BIFMA's e3 Furniture Sustainability Standard is a voluntary, multi-attribute standard that measures the degree of sustainability of furniture. This standard evaluates product and company environmental attributes and compliance systems in a wide range of elements which include Materials, Energy & Atmosphere, Human & Ecosystem Health and Social Responsibility. Dorso products have earned level®, BIFMA's sustainability certification program for furniture, certification through third-party verification against the e3 standard.



AIR EMISSIONS

All Dorso products are supplied air-emissions certified. Contact customer service for information.

DORSO S-LINE & N-LINE | FEATURES



ARM STYLES

Optional fixed cantilever or an adjustable black arm constructed of die cast metal with textured plastic arm pads. The adjustable arms feature seven height adjustment positions, with a total adjustment range of 2.75". All Dorso models are also available in armless versions.

S-LINE

Fixed cantilever and adjustable arms are available in Black, Silver Metallic or Polished Chrome accent finishes to match metal base. The fixed arm is also available in black textured plastic and upholstered fabric/leather version.

N-LINE

Fixed cantilever and adjustable arms are available in black textured plastic.



BASE STYLES

Dorso seating features injection molded, glass reinforced black nylon bases with dual wheel casters. Dorso seating features optional Silver Metallic or Polished Chrome finish. S-Line models feature steel upper and lower seat back exposed frame rail available in Silver Metallic or Polished Chrome finish.

DORSO GUEST SEATING

S-LINE

Dorso seating is available in three base styles:
Cantilever
4-Leg
4-Leg with twin wheel casters



Each is offered in a Silver Metallic or Polished Chrome steel frame. Cantilever and 4-Leg versions of Guest Seating feature rubber glides.

N-LINE

Dorso seating is available in three base styles:
Cantilever
4-Leg
4-Leg with twin wheel casters

Each is offered in a Silver Metallic steel frame.

BACK HEIGHT

Back height adjustment is a standard feature on S-Line chairs, and an option on N-Line chairs. It offers an adjustment range of 11 positions, over a 2" range of movement. Back height adjustment is operated while in the seated position, by placing the right hand on the right bottom of the chair back, and the left hand on the left bottom of the chair back. The back is lifted and clicked into the desired height. Raising the back to the highest position releases the back height lock so it can be lowered.



BACK TENSION

Back tension on the synchro tilt mechanism is controlled with an adjustment knob under the seat. It has been designed to provide a range of back tension adjustment suitable for users of varying sizes and preferences.



DORSO CONTROLS

All Dorso S-Line and N-Line tilters come with a synchro tilt mechanism. One of the best engineered and most user-friendly chair controls, the synchro tilt mechanism is unique in providing a single, easy-accessed lever to adjust tilt lock positions and seat height. The tilt adjustment range offers five recline-lock positions, as well as free flowing movement. The forward pivot of the mechanism allows the back and the seat to articulate synchronously in a 2:1 ratio, so that upward tilt of the seat is minimized as the back reclines. The synchro tilt mechanism also features an anti-kickback lock release, providing a smooth transition from locked to unlocked tilt adjustment.

SEAT HEIGHT

In the seated position, a pull upwards on the height adjustment lever located under the seat of the user's right side adjusts the height up or down with a total height range of 4.5".

SEAT SLIDER

All Dorso tilters are available with an optional seat slider mechanism featuring a 2" range of adjustment front to back when seated. The lever to activate this feature is located under the seat of the user's right side and is activated by an upward pull of the lever.

CAL 133 & MOISTURE BARRIER

California Technical Bulletin 133 is a flammability test for seating. Krug offers a compliance method which, in combination with non-flammable upholstery covers, may enable the products to meet certification requirements for this test. This process at the same time also provides the products with a Moisture Barrier - a treatment that helps to prevent the passage of liquids and moisture to inside of upholstered components - thereby conferring sanitary and anti-infection benefits. So when CAL 133 is specified, the product also automatically has a Moisture Barrier, and when a Moisture Barrier is specified, the product also features the compliance method and low flammability features of CAL 133.

The application of this upcharge and the compliance method does not mean that the specific configuration of product and upholstery cover are tested and officially certified as being CAL 133 compliant. If official certification is required, Krug will provide this (through an independent certified testing laboratory) at a charge of \$917 per item, plus the cost of the product to be tested. Lead time for certification testing is typically 4-8 weeks. Krug assumes no responsibility for the testing of our products in combination with upholstery covers, or for the results of any testing conducted. Some specific configurations of product and upholstery have already been tested. Please contact Customer Service for additional information.

DORSO S-LINE & N-LINE | DIMENSIONS & COM REQUIREMENTS

Presenting one of the world's most advanced seating concepts: new technology that offers outstanding ergonomics in a strikingly modern chair design, while providing a level of long-term sitting comfort and support that has been the hallmark of European seating.
DORSO: Designed by Gabriel Teixidó

		Overall Width	Overall Depth	Overall Height	Seat Height	Height of Arms from Floor	Width between Arms	Seat Depth	Shipping Weight	Cube	COM Yardage
S-LINE MID BACK	Fixed	24.5	22.5	42.5	18-22	27-30.5	20	18	51	15	1.7
	Adjustable	25	22.5	42.5	18-22	25.5-32	19.5	18	51	15	1.7
	Armless	19.5	22.5	42.5	18-22	N/A	N/A	18	46	15	1.7
S-LINE HIGH BACK	Fixed	24.5	22.5	47	18-22	27-30.5	20	18	52	18	1.9
	Adjustable	25	22.5	47	18-22	25.5-32	19.5	18	52	18	1.9
	Armless	19.5	22.5	47	18-22	N/A	N/A	18	47	18	1.9
S-LINE HIGH BACK with Headrest	Fixed	24.5	22.5	50.5	18-22	27-30.5	20	18	54	18	1.9
	Adjustable	25	22.5	50.5	18-22	25.5-32	19.5	18	54	18	1.9
N-LINE MID BACK	Fixed	24.5	21.5	41	18-22	27-30.5	20	18	50	15	1.7
	Adjustable	25	21.5	41	18-22	25.5-32	19.5	18	50	15	1.7
	Armless	19.5	21.5	41	18-22	N/A	N/A	18	45	15	1.7
N-LINE HIGH BACK	Fixed	24.5	21.5	45.5	18-22	27-30.5	20	18	51	18	1.9
	Adjustable	25	21.5	45.5	18-22	25.5-32	19.5	18	51	18	1.9
N-LINE HIGH BACK with Headrest	Fixed	24.5	21.5	50.5	18-22	27-30.5	20	18	53	19.5	1.9
	Adjustable	25	21.5	50.5	18-22	25.5-32	19.5	18	53	19.5	1.9

GUEST		Overall Width	Overall Depth	Seat Height	Height of Arms from Floor	Width between Arms	Seat Depth	Height Range	Shipping Weight	Cube	COM Yardage
S-LINE/4LEG	Armless	20.75	25.50	18.5	27.5	19.5	19.5	36	32	14	1.3
	Fixed	24.5	25.50	18.5	27.5	19.5	19.5	36	37	14	1.3
S-LINE/4LEG with Casters	Armless	20.75	24.75	18.5	27.5	19.5	19.5	36	33	14	1.3
	Fixed	24.5	24.75	18.5	27.5	19.5	19.5	36	38	14	1.3
S-LINE/Cantilever Base	Armless	20.75	24.75	18.5	27.5	19.5	19.5	36	39	14	1.3
	Fixed	24.5	24.75	18.5	27.5	19.5	19.5	36	44	14	1.3
N-LINE/4LEG	Armless	20.75	25.50	18.5	27.5	19.5	19.5	34.75	31	14	1.3
	Fixed	24.5	25.50	18.5	27.5	19.5	19.5	34.75	36	14	1.3
N-LINE/4LEG with Casters	Armless	20.75	24.75	18.5	27.5	19.5	19.5	34.75	32	14	1.3
	Fixed	24.5	24.75	18.5	27.5	19.5	19.5	34.75	37	14	1.3
N-LINE/Cantilever Base	Armless	20.75	24.75	18.5	27.5	19.5	19.5	34.75	38	14	1.3
	Fixed	24.5	24.75	18.5	27.5	19.5	19.5	34.75	43	14	1.3

ORDERING NOTE

Add 0.5 yards for seating with leather wrapped arm option.

Note: Some vinyls are not suitable for application on Dorso seating. For vinyls other than Maharam's Lariat, or Momentum's Cashmere, please submit a sample to Customer Service for an approval process at time of order.

The approval process is as follows:




1. A sample of the COM vinyl fabric must be provided to Krug Customer Service prior to or at time of order.
2. The sample will be reviewed and the customer advised if the fabric is unsuitable.
3. The COM vinyl will be inspected when received at the factory to identify and further concerns with its suitability.

ORDERING NOTES

All Dorso swivel and tilter models are available with an optional seat slider mechanism at an upcharge of **\$80 list**.

Height measurements of Dorso are taken with the pneumatic lift in the lowest position. All dimensions are in inches and approximate and are subject to change without notice. Contact Customer Service if dimensions are critical.

DORSO S-LINE | MID BACK

DESCRIPTION/MODEL		COM		COL	FABRIC GRADES			LEATHER			
		1	2		4	5	6	7	8	9	
	FIXED ARMS (Black with metal accent)										
	DOS1-M2011M	1761	1827	1894	1980	2086	2212	2346	2502	2671	
	Silver Metallic										
	DOS1-M2031M	1984	2058	2133	2223	2340	2473	2615	2791	2971	
	Silver Metallic										
	DOC1-M2011M	1845	1913	1980	2069	2173	2287	2433	2587	2761	
	Polished Chrome										
	DOC1-M2031M	2066	2144	2218	2315	2429	2551	2703	2879	3059	
	Polished Chrome										
	ADJUSTABLE ARMS (Black with metal accent)										
	DOS1-M2021M	1691	1761	1827	1913	2019	2134	2279	2433	2607	
	Silver Metallic										
	DOC1-M2021M	1779	1845	1913	2001	2107	2220	2364	2518	2694	
	Polished Chrome										
	ARMLESS										
	DOS1-M2001M	1579	1644	1714	1798	1907	2031	2164	2319	2489	
	Silver Metallic										
	DOC1-M2001M	1654	1723	1789	1872	1980	2107	2240	2394	2567	
	Polished Chrome										

ORDERING NOTES


Dorso S-Line versions are available without the back metal accent detail. Please contact Customer Service for ordering information. Seat slider option is available on all tilter chair models at an upcharge of **\$80 list**. The upholstered leather cantilever arm is only available for use with Krug in-stock leathers. For jury base version of this chair, please add a 'J' for the base style at the end of the model number and **add \$77** to the list price. CAL 133 and Moisture Barrier options are available for an upcharge of **\$64 list per yard**. See Page 34 for more information.




PRODUCT CODE KEY


Line	Series	Back Style	Back Adjustment	Back Details	Arm Style	Mechanism	Base
DOS	1	M	2	0	0	1	M
Dorso S-Line (Silver Metallic)	Management, Task & Conference Seating	Mid Back	Adjustment	No Headrest	Armless	Synchro	Metal Base
DOC		H		1	1	2	J
Dorso S-Line (Polished Chrome)		High Back		Headrest (No trim) (High back only)	Fixed Cantilever	Synchro/Seat Slider	Jury Base
					2		
					Adjustable (Black)		
					3		
					Fixed Cantilever Upholstered		


DORSO S-LINE | HIGH BACK

DESCRIPTION/MODEL		COM		COL	FABRIC GRADES			LEATHER		
		1	2	3	4	5	6	7	8	9
	FIXED ARMS (Black with metal accent)									
	DOS1-H2011M	1907	1989	2079	2194	2327	2489	2684	2903	3144
	Silver Metallic									
	DOS1-H2031M	2130	2219	2316	2440	2581	2751	2955	3192	3445
	Silver Metallic									
	DOC1-H2011M	1991	2077	2165	2281	2415	2577	2772	2989	3234
	Polished Chrome									
	DOC1-H2031M	2214	2306	2404	2527	2669	2838	3042	3280	3534
	Polished Chrome									

	ADJUSTABLE ARMS (Black with metal accent)									
	DOS1-H2021M	1837	1924	2011	2124	2263	2420	2614	2828	3078
	Silver Metallic									
	DOC1-H2021M	1924	2011	2096	2212	2346	2511	2701	2913	3163
	Polished Chrome									

DORSO S-LINE | HIGH BACK WITH HEADREST

	FIXED ARMS (Black with metal accent)									
	DOS1-H2111M	2096	2202	2299	2433	2587	2770	2982	3210	3470
	Silver Metallic									
	DOS1-H2131M	2319	2433	2538	2680	2842	3032	3249	3501	3770
	Silver Metallic									
	DOC1-H2111M	2182	2287	2386	2518	2671	2854	3068	3299	3560
	Polished Chrome									
	DOC1-H2131M	2404	2518	2625	2764	2926	3117	3339	3591	3859
	Polished Chrome									

	ADJUSTABLE ARMS (Black with metal accent)									
	DOS1-H2121M	2031	2124	2229	2364	2518	2701	2903	3144	3404
	Silver Metallic									
	DOC1-H2121M	2114	2212	2319	2452	2607	2789	2991	3231	3490
	Polished Chrome									

ORDERING NOTES

Dorso S-Line versions are available without the back metal accent detail. Please contact Customer Service for ordering information. Seat slider option is available on all tilter chair models at an upcharge of **\$80 list**.

The upholstered leather cantilever arm is only available for use with Krug in-stock leathers.

For jury base version of this chair, please add a 'J' for the base style at the end of the model number and **add \$77** to the list price.




CAL 133 and Moisture Barrier options are available for an upcharge of **\$64 list per yard**. See Page 34 for more information.



PRODUCT CODE KEY

Line	Series	Back Style	Back Adjustment	Back Details	Arm Style	Mechanism	Base
DOS	1	M	2	0	0	1	M
Dorso S-Line (Silver Metallic)	Management, Task & Conference Seating	Mid Back	Adjustment	No Headrest	Armless	Synchro	Metal Base
DOC		H		1	1	2	J
Dorso S-Line (Polished Chrome)		High Back		Headrest (No trim) (High back only)	Fixed Cantilever	Synchro/Seat Slider	Jury Base
					2		
					Adjustable (Black)		
					3		
					Fixed Cantilever Upholstered		

DORSO N-LINE | MID BACK

DESCRIPTION/MODEL		COM		COL	FABRIC GRADES			LEATHER		
		1	2	3	4	5	6	7	8	9
	FIXED ARMS (Black)									
	DON1-M1011B	1548	1617	1692	1779	1872	2001	2134	2299	2471
	No back adjustment									
	DON1-M2011B	1638	1702	1779	1866	1964	2086	2220	2386	2557
	ADJUSTABLE ARMS (Black)									
	DON1-M1021B	1482	1548	1617	1702	1808	1932	2069	2220	2394
	No back adjustment									
	DON1-M2021B	1568	1638	1702	1789	1894	2019	2157	2307	2481
	ARMLESS									
	DON1-M1001B	1363	1433	1509	1594	1692	1818	1954	2114	2287
	No back adjustment									
	DON1-M2001B	1441	1521	1588	1673	1779	1894	2037	2194	2364

Each chair features the Synchro Tilt mechanism

ORDERING NOTES

Dorso N-Line tilter models feature black bases and are available with an optional polished chrome base or silver metallic base at an upcharge of **\$199**.

Seat slider option is available on all tilter chair models at an upcharge of **\$80 list**.

For jury base version of this chair, please add a 'J' for the base style at the end of the model number and **add \$77** to the list price.



CAL 133 and Moisture Barrier options are available for an upcharge of **\$64 list per yard**. See Page 34 for more information.





PRODUCT CODE KEY

Line	Series	Back Style	Back Adjustment	Back Details	Arm Style	Mechanism	Base
<div>DON</div>	<div>1</div>	<div>M</div>	<div>1</div>	<div>0</div>	<div>0</div>	<div>1</div>	<div>B</div>
Dorso N-Line	Management, Task & Conference Seating	Mid Back	No Adjustment	No Headrest	Armless	Synchro	Black Nylon Base
		<div>H</div>	<div>2</div>	<div>1</div>	<div>1</div>	<div>2</div>	<div>J</div>
		High Back	Adjustment	Headrest (No trim) (High back only)	Fixed (Black) Cantilever	Synchro/Seat Slider	Jury Base
					<div>2</div>		
					Adjustable (Black)		

DORSO N-LINE | HIGH BACK

DESCRIPTION/MODEL		COM 1	2	COL 3	FABRIC GRADES			LEATHER		
		1	2	3	4	5	6	7	8	9
	FIXED ARMS (Black)									
	DON1-H1011B	1730	1818	1907	2019	2157	2319	2511	2732	2971
	No back adjustment									
	DON1-H2011B	1818	1907	1989	2107	2240	2406	2595	2819	3058
	With back adjustment									
	ADJUSTABLE ARMS (Black)									
	DON1-H1021B	1664	1748	1837	1954	2086	2252	2443	2654	2903
	No back adjustment									
	DON1-H2021B	1748	1837	1924	2037	2173	2337	2530	2741	2991
	With back adjustment									

DORSO N-LINE | HIGH BACK WITH HEADREST

	FIXED ARMS (Black)									
	DON1-H1111B	1924	2031	2124	2263	2415	2595	2807	3038	3299
	No back adjustment									
	DON1-H2111B	2011	2114	2212	2346	2502	2684	2894	3127	3383
	With back adjustment									
	ADJUSTABLE ARMS (Black)									
	DON1-H1121B	1857	1954	2058	2194	2346	2530	2732	2971	3231
	No back adjustment									
	DON1-H2121B	1944	2037	2145	2279	2433	2614	2819	3058	3316
	With back adjustment									

ORDERING NOTES

Dorso N-Line tilter models feature black bases and are available with an optional polished chrome base or silver metallic base at an upcharge of **\$199**.

Seat slider option is available on all tilter chair models at an upcharge of **\$80 list**.

For jury base version of this chair, please add a 'J' for the base style at the end of the model number and **add \$77** to the list price.

CAL 133 and Moisture Barrier options are available for an upcharge of **\$64 list per yard**. See Page 34 for more information.



PRODUCT CODE KEY

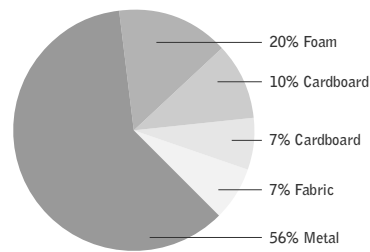
Line	Series	Back Style	Back Adjustment	Back Details	Arm Style	Mechanism	Base
DON	1	M	1	0	0	1	B
Dorso N-Line	Management, Task & Conference Seating	Mid Back	No Adjustment	No Headrest	Armless	Synchro	Black Nylon Base
		H	2	1	1	2	J
		High Back	Adjustment	Headrest (No trim) (High back only)	Fixed (Black) Cantilever	Synchro/Seat Slider	Jury Base
					2		
					Adjustable (Black)		

DORSO GUEST | ENVIRONMENTAL SUMMARY

LEED CI CREDITS



MATERIAL CONTENT:



PRE-CONSUMER
RECYCLED CONTENT = 9.82%

POST-CONSUMER
RECYCLED CONTENT = 19.98%

Up to 73.17% of this Dorso product is
recyclable at the end of its useful life.

CONTRIBUTES TO		
CREDIT 2.1 - 2.2	Construction Waste Management	1-2 point(s)
CREDIT 3.3	Resource Reuse	1 point
CREDIT 4.1	Recycled Content	1 point
CREDIT 4.2	Recycled Content	1 point
CREDIT 4.5	Low Emitting Materials, Systems & Seating	1 point
CREDIT 5.1	Regional Materials*	1 point

*This credit is only applicable if in total 20% of the combined value of the procurement of construction materials and in the furniture are manufactured within a radius of 500 miles. This credit will apply if the installation of the finished product occurs within 500 miles of Kitchener, Ontario.

level® CERTIFICATION, AIR EMISSIONS AND FSC® CERTIFICATION



level® CERTIFICATION







BIFMA's e3 Furniture Sustainability Standard is a voluntary, multi-attribute standard that measures the degree of sustainability of furniture. This standard evaluates product and company environmental attributes and compliance systems in a wide range of elements which include Materials, Energy & Atmosphere, Human & Ecosystem Health and Social Responsibility. Dorso products have earned level®, BIFMA's sustainability certification program for furniture, certification through third-party verification against the e3 standard.

AIR EMISSIONS

All Dorso products are supplied air-emissions certified. Contact customer service for information.



DORSO S-LINE | GUEST

DESCRIPTION/MODEL		COM	COL			FABRIC GRADES			LEATHER	
		1	2	3	4	5	6	7	8	9
	4 Leg Base, armless with Silver Metallic base									
	DOS2-10	1058	1108	1163	1231	1316	1423	1538	1683	1837
	4 Leg Base, armless with Polished Chrome base									
	DOC2-10	1163	1213	1260	1338	1423	1521	1644	1779	1944
	4 Leg Base, fixed arms with Silver Metallic base									
	DOS2-11	1203	1260	1307	1376	1463	1568	1692	1827	1980
	4 Leg Base, fixed arms with Polished Chrome base									
	DOC2-11	1330	1376	1433	1499	1588	1692	1808	1954	2107
	4 Leg Base with Casters, armless with Silver Metallic base									
	DOS2-20	1146	1193	1251	1316	1404	1509	1623	1771	1924
	4 Leg Base with Casters, armless with Polished Chrome base,									
	DOC2-20	1193	1251	1298	1363	1452	1557	1683	1818	1971
	4 Leg Base with Casters, fixed arms and Silver Metallic base									
	DOS2-21	1289	1347	1396	1463	1548	1654	1779	1913	2069
	4 Leg Base with Casters, fixed arms and Polished Chrome base									
	DOC2-21	1414	1463	1521	1588	1673	1779	1894	2037	2194
	Cantilever Base, armless with Silver Metallic base									
	DOS2-30	1172	1222	1268	1347	1433	1530	1654	1789	1954
	Cantilever Base, armless with Polished Chrome base									
	DOC2-30	1282	1338	1386	1452	1538	1644	1771	1907	2058
	Cantilever Base, fixed arms with Silver Metallic base									
	DOS2-31	1463	1521	1568	1638	1723	1827	1954	2086	2240
	Cantilever Base, fixed arms with Polished Chrome base									
	DOC2-31	1521	1579	1623	1692	1779	1885	2011	2145	2299

OPTION UPCHARGES \$ LIST

Removable Seat Cover	80
CAL 133 & Moisture Barrier (per yard)	64
Non-Slip Rubber Glides	18
Metal Glides	25
Floor-Saver Felt Glides	29

Dorso guest chairs feature a plastic glide to specify optional glides add upcharge from the chart above and clearly mark on the purchase order. Please see page 337 for more information.

ORDERING PROCEDURE

To order please specify the following:







1. Krug product model number
2. Select a textile or leather

Dimensions are in inches and approximate. Contact Customer Service if dimensions are critical.

PRODUCT CODE KEY

Line	Series	Base	Arm Style
<input type="text" value="DOS"/>	<input type="text" value="2"/>	<input type="text" value="1"/>	<input type="text" value="0"/>
Dorso S-Line (Silver Metallic)	Guest Seating	Four Leg	Armless
<input type="text" value="DOC"/>		<input type="text" value="2"/>	<input type="text" value="1"/>
Dorso S-Line (Polished Chrome)		Four Leg with Casters	Fixed Cantilever
<input type="text" value="DON"/>		<input type="text" value="3"/>	
Dorso N-Line (Silver Metallic)		Cantilever	

DORSO N-LINE | GUEST

DESCRIPTION/MODEL	COM		COL	FABRIC GRADES			LEATHER		
	1	2		4	5	6	7	8	9
 4 Leg Base, armless with Silver Metallic base DON2-10	914	961	1009	1089	1172	1268	1396	1530	1692
 4 Leg Base, fixed arms with Silver Metallic base DON2-11	1019	1074	1124	1193	1282	1386	1509	1644	1798
 4 Leg Base with Casters, armless with Silver Metallic base DON2-20	1002	1048	1096	1172	1260	1357	1482	1617	1779
 4 Leg Base with Casters, fixed arms and Silver Metallic base DON2-21	1109	1161	1213	1282	1363	1473	1594	1730	1885
 Cantilever Base, armless with Silver Metallic base DON2-30	1019	1074	1124	1193	1282	1386	1509	1644	1798
 Cantilever Base, fixed arms with Silver Metallic base DON2-31	1203	1260	1307	1376	1463	1568	1692	1827	1980

OPTION UPCHARGES		\$ LIST		\$ LIST
Removable Seat Cover	80		Metal Glides	25
CAL 133 & Moisture Barrier (per yard)	64		Floor-Saver Felt Glides	29
Non-Slip Rubber Glides	18			

Dorso guest chairs feature a plastic glide to specify optional glides add upcharge from the chart above and note on the purchase order. Please see page 337 for more information.

DIMENSIONS & COM REQUIREMENTS

		Overall Width	Overall Depth	Seat Height	Height of Arms from Floor	Width between Arms	Seat Depth	Height Range	Shipping Weight	Cube	COM Yardage
S-LINE/4LEG	Armless	20.75	25.50	18.5	27.5	19.5	19.5	36	32	14	1.3
	Fixed	24.5	25.50	18.5	27.5	19.5	19.5	36	37	14	1.3
S-LINE/4LEG with Casters	Armless	20.75	24.75	18.5	27.5	19.5	19.5	36	33	14	1.3
	Fixed	24.5	24.75	18.5	27.5	19.5	19.5	36	38	14	1.3
S-LINE/ Cantilever Base	Armless	20.75	24.75	18.5	27.5	19.5	19.5	36	39	14	1.3
	Fixed	24.5	24.75	18.5	27.5	19.5	19.5	36	44	14	1.3
N-LINE/4LEG	Armless	20.75	25.50	18.5	27.5	19.5	19.5	34.75	31	14	1.3
	Fixed	24.5	25.50	18.5	27.5	19.5	19.5	34.75	36	14	1.3
N-LINE/4LEG with Casters	Armless	20.75	24.75	18.5	27.5	19.5	19.5	34.75	32	14	1.3
	Fixed	24.5	24.75	18.5	27.5	19.5	19.5	34.75	37	14	1.3
N-LINE/ Cantilever Base	Armless	20.75	24.75	18.5	27.5	19.5	19.5	34.75	38	14	1.3
	Fixed	24.5	24.75	18.5	27.5	19.5	19.5	34.75	43	14	1.3

GENERAL INFORMATION

Terms and Conditions

Net 30 days on approved credit. A late payment charge of 1% per month will be applied on overdue invoices. This charge will be pro-rated to the number of days past 30 days that the invoice is overdue. All applicable sales taxes are extra. Distribution of this price list does not in itself constitute an offer to sell. Orders can be received only from authorized Krug dealers. Acceptance of any order and terms of sale may be established at the discretion of Krug. Deposits are required on orders received from new accounts as well as on large or special orders. Krug reserves the right to discontinue designs, or to change designs, construction, prices, or materials without notice.

Contact Information

Phone: 1.888.578.KRUG (5784) | Fax: 1.519.748.5177

Purchase Order Fax: 1.888.236.4783

Purchase Order E-mail: orders@krug.ca

Web: www.krug.ca E-mail: solutions@krug.ca

Customer Service Hours

Please note customer service hours are:

8:30 am to 5:00 pm est

Customer Satisfaction

It is the primary goal of Krug and our staff to ensure the complete satisfaction of our customers with our products and performance. If a problem arises with a Krug product after the expiration of the limited warranty period, Krug will exercise its best efforts to achieve the satisfaction of the customer in a manner that is fair to all concerned.

Order Acknowledgments

Each order will be acknowledged via e-mail or fax. This acknowledgment is the final agreement between Krug and the customer, superseding all previous communications regarding the purchase order. Where there is a discrepancy on a purchase order between a product code and a description, Krug will make every effort to resolve the discrepancy, but will be ruled by the product code ordered. Please check all acknowledgments for accuracy, and advise Krug of any discrepancies with a purchase order.

Order Cancellation

Krug reserves the right to not accept or allow cancellation of orders. All products are manufactured on a custom-made, make-to-order basis, and the purchasing, engineering and production of orders begins shortly after order placement - and the customer purchase order is a contract that authorizes Krug to manufacture the products. Acceptance of order cancellation (or partial cancellation) is solely at the discretion of Krug, and is dependent on the extent to which engineering, purchasing and manufacturing has been initiated by the time cancellation is requested. No order cancellations (partial or otherwise) are allowable more than 4 weeks from date of order placement (as order production is unable to be terminated by that point), and full payment of the acknowledged order value is required for any orders cancelled after 4 weeks. Cancellations may be allowable in less than 4 weeks after order placement, depending on the extent to which manufacturing has been initiated. An acceptance of order cancellation requires that the purchaser agrees to make payment for all costs incurred to the point of acceptance of cancellation. Cancellation charges include all costs for purchase of dedicated material and components, engineering costs for non-standard products, and all costs for manufacturing completed to that point, as well as a \$367 net charge for processing of the original order and for processing of cancellation invoicing.

Pricing

Krug endeavors to ensure that all prices in this price list reflect accurately our current prices. However, errors do occur and will be rectified through notices to the field. Krug reserves the right to acknowledge pricing that may be different from the price list.

Storage Charges

Krug reserves the right to assess a nominal storage charge if a customer does not accept shipment of an order within a week of the ship date.

Warranty

Krug warrants the construction and the finish of all our products to be free from defects in materials and workmanship for a period of 10 years from the date of purchase. This warranty is applicable to products in use by their original purchaser. This warranty does not apply to components not manufactured by Krug including textiles, which are subject to the specific warranties of those manufacturers, if any. Textiles (fabric, leather, vinyl, or any other covering material) suppliers do not guarantee their products for durability and color fastness, and nor does Krug. Casters, mechanical and electrical components have a warranty of five years from the date of purchase. The Krug warranty does not apply to COM-specified materials, damage caused by a carrier other than Krug, or variation in wood finishes due to natural wood color variation. Krug cannot be held responsible for variations in fabric dye lots from order to order. All fabric is carefully inspected when it is received, but a degree of variation in color should be expected. Repairs or replacement of any defect covered under this warranty by Krug will be made, at our option and method, at no charge to the original purchaser during the warranty period. Krug's judgement is final and binding with respect to the nature or cause of defects or damage, and the necessity or manner of repair or replacement.

This warranty does not apply to defects or damage resulting from:

- normal wear and tear occurring with the use of the product
- negligence, misuse, excessive use, alteration, improper cleaning or repair
- substitution or use of incorrect or unauthorized components or material
- handling or installation that is incorrect, or that causes damage or defect
- damage incurred by a freight carrier other than Krug
- wearing of finishes and fabrics, and normal variations in materials (including dye lot variations)
- properties of natural materials, including wood and leather
- exposure to environments with uncontrolled temperature and humidity (products must be transported, stored and used in climate-controlled conditions)

Blanket Wrapping

Krug will blanket wrap larger seating orders at customer's request. Please indicate on your purchase order and contact Customer Service.

Export Packaging

Krug is pleased to provide the option for export packaging on all our products, to provide additional protection from damage. For shipments overseas, a quote for export packaging can be provided, based on the products to be ordered and the delivery destination - please contact Customer Service or Bids & Specification Support for more information and a quotation. KRUG is not responsible for shipment damage occurring on overseas shipments

Export Packaging is STRONGLY RECOMMENDED for:

- (A) all shipments outside of the lower 48 states and Canada.
- (B) all shipments that will be held in storage for an extended period prior to installation.

Important: Please note that Krug will not be responsible for damage claims on product shipped or stored in the above conditions but where export packaging has not been utilized.

Dimensions

Dimensions are in inches and approximate, and subject to change without notice. Contact Customer Service if dimensions are critical.

Installation Support

For assistance please contact Technical Support at 1-888-578-5784 x216 or e-mail installationhelp@krug.ca and you will be directed to the appropriate installation support person.

GENERAL INFORMATION

Freight Terms and Conditions

1. All product is shipped FOB the Krug factory. Freight is either pre-paid to the destination or not pre-paid, depending on established customer specific freight terms.

2. Docks at the selected delivery location must be equipped to handle a 53' trailer. If a dock is inadequate for delivery by Krug, Krug will re-deliver to another local location and any additional costs will be charged to the customer.

3. For all deliveries, it is understood that Krug or its agent is making a dock delivery only (equipped to handle a 53' trailer), and any further work of truck unloading, delivery beyond the dock, installation, and removal of packaging is not authorized or paid for by Krug.

4. Drop shipments to the installation site, and timed deliveries, are available on larger shipments (full truckloads or slightly less) at no additional charge. Drop shipments or timed deliveries for smaller shipments may not be available, or if available will require a surcharge. Deliveries on an after hours basis, or on weekends, or any other special requirements, may be subject to a surcharge. Location and contact information, and the requested time of delivery, is required at least one week prior to the acknowledged shipment date. If this information is not provided one week in advance, or if the location or time of the drop shipment is changed less than one week in advance, a surcharge may be applied, and/or the drop shipment may not be scheduled. For deliveries requested Monday to Thursday after 5:00 pm, please apply a surcharge of \$262/shipment. For deliveries requested Monday to Friday before 7:00 am, please apply a surcharge of \$262/shipment. For deliveries requested Friday (after 3:00 pm) or weekends, please apply a surcharge of \$525/shipment. (local times).

5. For all deliveries - whether to the Customer location or drop shipment - any circumstances that result in the delay of our carrier (including unsuitable receiving facilities, or facilities not open or available), service charges will be applied at the rate of \$125/hour. Where re-delivery is necessary because of these circumstances, the full cost of re-delivery will be charged. If Less Than Truck Load is delivering, one hour is allocated to unload. Any additional time required to unload after the first hour is \$125/hour. If a Truck Load is delivering the order, three hours is allocated to unload. Any additional time required to unload is \$125/hour. Direct deliveries to site for large orders are possible, (must exceed \$60,000 net), and accommodate 48 - 53' trailers. Krug is responsible for delivery to the approved delivery address. If an address change is required, this must be authorized by Krug 5 business days prior to ship date. Any additional delivery costs incurred after this time will be charged to the customer.

Product Strength and Durability Testing

All management seating meets or exceeds the testing requirements of ANSI/BIFMA X5.1-2011. All lounge seating meets or exceeds the testing requirements of FNAE-80-214A. Specific test results and documentation are available on request.



Damaged Shipments

All Krug product is well engineered, carefully inspected, and expertly loaded onto our trucks at our Distribution Center. If you receive any damaged freight, we ask that you do not refuse the shipment. Krug is not responsible for damage to goods that occurs in transit or storage. It is the purchaser and/or receiver's responsibility to examine the goods upon receipt and to notify Krug of any damages, overages or shortages. Any discrepancies should be noted on the Bill of Lading. The delivering carrier will not accept responsibility for shortages or damages if signed "clear". Notification of concealed damage claims must be made to Krug Distribution within 5 days of delivery, along with digital pictures if available. All product and packaging must be available for inspection. Krug liability ceases after 5 business days and Krug will not be responsible for concealed damages if shipments are left unopened. Krug is not responsible for the condition of product that is stored or installed in an environment where temperature and humidity are not controlled.

Field Product Report Authorization

Krug's written authorization, in the form of an FPR number, must be obtained prior to incurring charges of any kind if Krug is expected to pay these charges. This includes authorization for field repairs and replacements, installation and delivery charges. Krug reserves the right to have its representative inspect product related to any request for such authorizations, prior to that authorization being provided. Deductions from invoices paid for any charges to Krug, without prior written authorization in the form of an FPR, will not be accepted. Digital photographs may be required to complete the FPR process.

Returns

No merchandise may be returned without Krug's prior written consent. In the event of an authorized return, a Field Product Report (FPR) number will be issued, and a restocking charge will apply. Return transportation charges must be prepaid. Unauthorized returns will not be accepted and will be returned freight collect. All merchandise being returned must be properly packaged in its original or comparable replacement packaging to ensure protection of the product during handling and transportation. Returns on orders duplicated by the customer must be received in their original packaging to be accepted. Product being returned where Krug has authorized its liability for replacement or repair will be thoroughly inspected on its return, and the results compared to the reason for the return stated on the FPR. Any discrepancies, such as additional damage, signs of usage, missing parts, etc., will result in an adjustment to the amount of credit issued.

Custom Capabilities

Over 15% of our orders involve some type of custom work, and we invite our customers to make use of our extensive capabilities.

These include:

- 1) Dimensional customization of standard size products
- 2) Custom finishes
- 3) For larger orders, completely custom-designed products, as well as non-standard wood species can be specified.

Custom orders may require additional production lead times. Contact Engineering at the e-mail address engquotes@krug.ca.

Care and Maintenance Leather

Leather is a natural product and requires very little care during use. Most stains can be removed with a clean dry cloth. For stubborn spots and stains, use a mild non-detergent cleaner, rinse well and let air dry naturally. Do not use saddle soap, cleaning solvents, furniture polish, oils, varnish, abrasive cleaners, soaps or ammonia waters.

Fabric Upholstery

Professional upholstery cleaning is recommended.


Flammability Standards for Krug Fabric Program

- Passes State of California Technical Bulletin CAL 117-2013

Krug Textiles - Stocked Fabric Program

Grade 1

ARLO



308 MIDNIGHT



306 PETROL



908 CHARCOAL



93 SEAL



601 PEARL



84 NUTMEG



62 OATMEAL



90 LIMESTONE

FRANKLIN




47 CAMEL



3009 MIDNIGHT




67 FAWN




97 CINDER



94 METAL



909 BLACK



9004 CHARCOAL




308 PETROL



108 ORCHID

COMRADE




309 MIDNIGHT



84 TEAK



63 LINEN



24 ALPINE




905 IRON



601 SNOW



57 MARIGOLD



31 DUCK EGG

FELICITY



601 IVORY



305 SKY



603 TAUPE



93 COAL



405 HENNA



64 PUTTY



62 FAWN



36 BLUEBERRY

KRUG TEXTILES - UPHOLSTERY FABRICS



Krug Textiles - Stocked Fabric Program

Grade 2

GRADDY



25 CAPER




31 SKY




604 FLAX



901 CHAR




93 GRAY



34 SLATE



84 TEAK



98 NICKLE

YATES




84 BIRCH




44 CLAY



87 TAUPE



25 JUNIPER



305 INDIGO



109 CRANBERRY



803 TOAST



92 ZINC



91 SILVER



908 CHARCOAL

MCCOY



608 TUNDRA



601 CREME



908 CHARCOAL



62 COPPER



108 CORDOVAN



32 ROBIN'S EGG



94 MERCURY



84 BARK

ORIS



908 DOMINO



604 BARK



601 CREAM



306 DELFT



902 ZINC



305 MIDNIGHT



64 PUTTY



205 CHARTREUSE

Krug Textiles - Stocked Fabric Program

Grade 3

MORITZ



205 SPEARMINT



61 OYSTER



306 CADET



104 MULBERRY



31 AEGEAN



9008 CHARCOAL



82 CLAY



304 CAPRI

LORENZO



306 INDIGO



24 ALPINE




64 LINEN



91 FLANNEL



32 MIST



601 CREAM



106 HENNA



604 STUCCO

BISCOTTI



302 CAPRI



45 SPICE



61 DESERT



91 GRANITE

INTRIGUE



601 OYSTER



27 OLIVE



4003 OCHRE



908 CHARCOAL



3009 MIDNIGHT



805 PECAN



608 STUCCO




605 STRAW

Krug Textiles - Faux Leather Program - Grade 2



Krug Textiles - Leather Program - Grade 8

Please contact Customer Service for specific information on leathers, available colors and lead times.



Krug Textiles - Cut fabric NET price per yard

Grade 1	\$22
Grade 2	\$34
Grade 3	\$46

LATEX FREE

Krug products are made with latex-free materials to prevent the allergic reaction that latex causes in some people.

CUSTOMER'S OWN MATERIAL - C.O.M.

Customer's Own Material (COM/COL)

COM/COL must be received three weeks prior to the acknowledged ship date. Orders with COM/COL not received by the required deadline will be delayed. A description of the upholstery cover, including supplier name, pattern name, upholstery cover name and color number must be included with the purchase order.

COM/COL testing requires 3 business days and samples are to be directed to Customer Service. The customer has the option of providing the sample COM/COL before, at time of order, or once the sample COM/COL is received. If the customer does not send a sample for approval in advance of sending actual material, Krug will not be responsible for the cost of any upholstery cover or other material that it determines to be unsuitable for the product or our process.

When the COM/COL upholstery cover is received at Krug, it must be clearly identified with the upholstery cover name and color, and tagged with name of the Krug customer and purchase order number. Krug will inspect all COM/COL upholstery covers when received to determine if it will be suitable for upholstery. Where Krug feels that the upholstery cover or leather specified will compromise the quality or integrity of our products, customers will be contacted to direct these concerns. Further, Krug reserves the right to refuse to accept and use any COM upholstery covers or leathers that will compromise our products in any way that is unacceptable to Krug. Krug cannot assume responsibility for the durability or tailoring quality of customer's own material.

Yardage specified in this price guide is approximate. In the case of multiple product orders, multiply the number of items by the COM yardage specified to determine upholstery cover required, unless otherwise indicated. Additional yardage may be needed if the material is less than 54" wide, or patterned or striped and requires matching. All COMs are cut "up the roll" unless otherwise stated by the customer. All striped upholstery covers will be applied vertically unless otherwise stated by the customer and after approval by Krug. Krug will not be responsible for directional or positional problems with its application of COM material, unless it has been provided with explicit instructions by the customer. Special instructions should be sent to Krug Customer Service, including a sample (or photocopy) of the upholstery cover. Krug is not responsible for instructions sent with the upholstery cover rolls, or for the method of upholstery if no instructions have been provided.

Price increases and freight charges to COM/COL acquired on the customer's behalf will be passed onto the customer.

Application of Directional Upholstery cover

Some COM upholstery covers will be considered directional by Krug even though they are not considered directional by the supplier. All COMs are automatically cut "up the roll" unless otherwise stated by the customer (please see below).



Standard-Cut
"up the roll"



Non-Standard-Cut
across the roll "railroad"

COM/COL Shipping Procedures

For seating COM/COL upholstery covers, please send upholstery covers to:

Krug Inc.
111 Ahrens Street
Kitchener, Ontario
Canada N2H 4C2

Attention: RECEIVER

COM/COL orders cannot be scheduled into production until the upholstery cover has arrived and inspection is complete.

All packages must be clearly marked

"For Customs Clearance by Willson International Custom Brokers".

According to the North American Free Trade Agreement (NAFTA), goods shipped between the United States and Canada can qualify for exemption from all duties, or for a reduction in duties, if the goods can be proven to originate in either the United States, Canada or Mexico.

Canada Customs requires that a NAFTA Certificate of Origin and a Commercial Invoice be completed and sent with the upholstery cover shipment. The Commercial Invoice must clearly state the description of the upholstery cover, the selling price, the make-up or content, and the purchaser. The absence of these two documents will delay the shipments at the U.S./Canada border, thereby potentially delaying the customer order. If the total value of the shipment is less than \$1200 U.S., Customs will accept a Low Value Statement of Origin in place of the NAFTA Certificate of Origin. The Low Value Statement must be signed by a representative of the exporting company. This statement may either be included on the commercial invoice or attached to the invoice. Krug is happy to answer any questions or concerns about COM/COL shipping procedures and the required documents.

CAL 133 & Moisture Barrier

California Technical Bulletin 133 is a flammability test for seating. Krug offers a compliance method which, in combination with non-flammable upholstery covers, may enable the products to meet certification requirements for this test. This process at the same time also provides the products with a Moisture Barrier - a treatment that helps to prevent the passage of liquids and moisture to inside of upholstered components - thereby conferring sanitary and anti-infection benefits. So when CAL 133 is specified, the product also automatically has a Moisture Barrier, and when a Moisture Barrier is specified, the product also features the compliance method and low flammability features of CAL 133.

The application of this upcharge and the compliance method does not mean that the specific configuration of product and upholstery cover are tested and officially certified as being CAL 133 compliant. If official certification is required, Krug will provide this (through an independent certified testing laboratory) at a charge of \$917 per item, plus the cost of the product to be tested. Lead time for certification testing is typically 4-8 weeks. Krug assumes no responsibility for the testing of our products in combination with upholstery covers, or for the results of any testing conducted. Some specific configurations of product and upholstery have already been tested. Please contact Customer Service for additional information.

C.O.L. Yardage

To calculate C.O.L. yardage required, please use the following conversions based on COM yardage: Leather must be ordered in square footage.

- 17 square feet in a yard
- Approx. 3 yards in a hide
- Approx. 51 square feet in a hide
- Please use grade 3 pricing for COL

Upholstery Cover Yardage Calculation

To calculate yardage required for COM and other non-standard upholstery cover orders, please contact Krug Customer Service at 1.888.578.5784. Unless otherwise stated, upholstery cover rolls are assumed to be a minimum 54" wide. Please use the guide below to calculate the percentage of extra upholstery cover required to cover large repeats. The repeat is calculated by adding both the vertical and horizontal measurements together and then referring to the chart below for extra yardage required.

		2"-14"	15"-19"	20"-27"	28"-36"
FABRIC	Plain	Repeat	Repeat	Repeat	Repeat
54	0%	10%	15%	20%	25%
53-50	16%	20%	25%	30%	35%
48	16%	25%	30%	35%	40%
45	40%	50%	55%	60%	65%
36	50%	60%	65%	70%	75%

GRADED-IN UPHOLSTERY PROGRAMS

Krug has partnered with several textile brands to grade in their offerings, designed to provide a wide range of upholstery selections for our seating products.

Upholstery pricing and availability is subject to change without notice. We grade this upholstery according to the pricing of the fabric suppliers - when their pricing changes, the Krug grade may change.

When placing an order, a Krug customer must specify the complete upholstery number, along with the appropriate Krug model number and finish. Krug will supply the complete product at the prices listed. Orders specifying graded-in upholstery cannot be cancelled once the upholstery has been ordered.

Upholstery Grades

To determine the price of a product for graded-in upholstery, use the reference lists located on Krug's website under - Products - Textiles, to view the upholstery grade (1-9). Krug is not responsible for the discontinuation of this upholstery. Please contact Customer Service for information on upholstery not listed.

When two upholstery selections are specified for use on seating, the higher grade upholstery price will apply to the order.

High Performance upholstery; Polyurethane, Vinyl or Crypton, is particularly suitable for healthcare and other intensive-use environments.

Upholstery Samples

If you require additional samples or memos for presentation, please contact fabric supplier directly.

Flammability Standards

- Tunnel Test Surface Ratings Class A rating
- Class 1 UFAC
- Passes State of California Technical Bulletin CAL 117-2013

Please contact fabric supplier directly for further flammability information pertaining to specific upholstery.


Special Conditions

Acknowledgments will give the estimated delivery date of the finished product. Some upholstery is imported, and availability may affect estimated delivery time. For large projects, please contact fabric supplier directly for availability of yardage.


DORSO WEAVE | COLORS




Winter White



Soft Beige



Tan



Warm Grey



Black

BASE STYLES (for applicable products)

Base Styles	Description
Black Nylon	5 blade glass reinforced molded nylon base with 2 1/4" hooded dual wheel casters.
Polished Aluminum	5 blade polished cast aluminum base with 2 1/4" dual wheel casters (upcharge of \$115 applies.)
Seat Slider	Seat slider mechanism featuring a 2" range of adjustment front to back when seated. The lever to activate this feature is located under the seat of the user's left side and is activated by a simple twist of the knob.
Wood	5 blade steel bar stock base with finished wood caps and 2" black hooded dual wheel casters.
Chrome	5 blade polished chrome base with 2 1/4" dual wheel casters.
Jury Bases	Jury Bases assembly consists of a black 9" diameter conical/cast base for permanently mounting a chair to the floor. Into the base is inserted a black pneumatic gas cylinder with self returning action from rotation, and self returning height feature when exiting the chair. Allows for full 360 degree rotation. Limited degrees of rotation are not available.
Jury Bases	

Pan Am
Pan1-M11J



Bank of England
177-J



Dorso
D0S1-H2011J



Cadence
CAD1-HW12J



C5
C5E1MB41AJ



Aqua
AQU1M33J



KRUG EXPRESS PROGRAM

PROGRAM DETAILS

KrugExpress orders are ready to ship by the date acknowledged. Delivery and shipping schedules may result in actual shipping of orders at a later date. Statutory holidays and scheduled factory vacations may add to acknowledged lead times of *KrugExpress* orders. Unless otherwise specified on the order, the customer's standard method of shipping Krug products will be utilized.

Available factory capacity for *KrugExpress* is filled by orders received on a "first come, first serve" basis. If the normal *KrugExpress* lead time is not available for your order because available capacity has been filled, you will be immediately advised of the earliest available ready-to-ship date. Please consult your Customer Service representative in advance if you wish to confirm the specific lead time availability for a *KrugExpress* order.

Orders must be received by midnight of a given day for that day to be considered the official day the order is received. Order lead times are acknowledged from the date the order is received, but not including the date the order is received.

KrugExpress orders must be "clean" when received in order to be considered officially received on a given day, and lead times will be acknowledged from the date orders are determined to be "clean".

Changes to *KrugExpress* orders are not allowed under any circumstances.

Orders for product on *KrugExpress* must clearly state: "*KrugExpress*".

COM and graded-in upholstery is available on *Krug Express*. Orders are scheduled on *Krug Express*, and given the best available date, when the upholstery is received at Krug. Some conditions apply.

SEATING & OCCASIONAL TABLES PROGRAM

Orders for seating products on the *KrugExpress* program may be subject to quantity maximums. Please contact Krug Customer Service for more information.

Quantity maximums are dependent upon available capacity, in order to insure that we ship all orders on time. Please note that the CAL 133 option is not available on *KrugExpress*.

Only standard wood finishes are available for *KrugExpress* orders. Laminates are not available on *KrugExpress*.

Krug Express includes all Krug seating and occasional tables as well as Krug conference and casegood products to complement this seating offering.



All products are air emissions certified and are available as FSC® certified

krug

solutions@krug.ca | www.krug.ca | 1.888.578.KRUG