

FAERON | BEHAVIORAL HEALTH
Price and Specification Guide
CANADA



FAERON BEHAVIORAL HEALTH | TABLE OF CONTENTS

FAERON | GUEST BACK

- 2 Faeron LEED Credit Summary
- 3 Faeron Features
- 4 Faeron Options
- 5 Faeron Dimensions & COM Requirements
- 6 Faeron Guest Pricing

FAERON | PATIENT BACK

- 10 Faeron LEED Credit Summary
- 11 Faeron Dimensions & COM Requirements
- 12 Faeron Patient Pricing

FAERON | MULTIPLE GUEST & PATIENT SEATING

- 15 Faeron Dimensions & COM Requirements Start, Center & End
- 16 Faeron Multiple Seating Start, Center & End Units Pricing

FAERON METAL | LOUNGE

- 28 Faeron LEED Credit Summary
- 29 Faeron Lounge Features & Options
- 31 Faeron Dimensions, COM Requirements & Option Upcharges
- 32 Faeron Lounge Pricing

GENERAL INFORMATION

- 38 Terms & Conditions
- 38 Warranty
- 40 KRUG Textiles - Upholstery Fabrics
- 43 KRUG Textiles - Leather & Faux Leather
- 44 Customer's Own Material (COM/COL)
- 44 CAL 133 & Moisture Barrier
- 45 Graded-In Upholstery Programs
- 45 *KRUGEXPRESS* Program
- 46 Wood Finishes
- 47 Metal Finishes
- 47 Urethane Color Options
- 47 Solid Surface Program

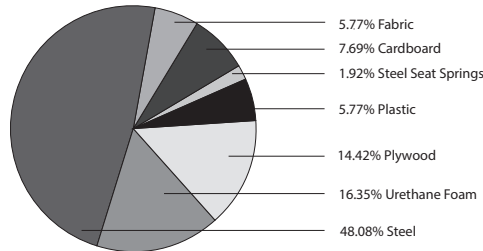
FAERON BEHAVIORAL HEALTH | ENVIRONMENTAL SUMMARY

LEED CI CREDITS

Guest Seating



Material Content:



Pre-Consumer
Recycled Content = 6.25%

Post-Consumer
Recycled Content = 17.77%

Up to 55.77% of this Faeron Metal product is recyclable at the end of its useful life.

CONTRIBUTES TO

CREDIT	CONTRIBUTES TO	POINTS
CREDIT 2.1 - 2.2	Construction Waste Management	1-2 point(s)
CREDIT 3.3	Resource Reuse	1 point
CREDIT 4.1	Recycled Content	1 point
CREDIT 4.2	Recycled Content	1 point
CREDIT 4.5	Low Emitting Materials, Systems & Seating	1 point
CREDIT 5.1	Regional Materials*	1 point
CREDIT 7	Certified Wood (MUST BE REQUESTED)	1 point(s)

*This credit is only applicable if in total 20% of the combined value of the procurement of construction materials and in the furniture are manufactured within a radius of 500 miles. This credit will apply if the installation of the finished product occurs within 500 miles of Kitchener, Ontario.

level® CERTIFICATION, AIR EMISSIONS AND FSC® CERTIFICATION



level® CERTIFICATION

BIFMA's e3 Furniture Sustainability Standard is a voluntary, multi-attribute standard that measures the degree of sustainability of furniture. This standard evaluates product and company environmental attributes and compliance systems in a wide range of elements which include Materials, Energy & Atmosphere, Human & Ecosystem Health and Social Responsibility. Faeron products have earned level®, BIFMA's sustainability certification program for furniture, certification through third-party verification against the e3 standard.

AIR-EMISSIONS

All Faeron products are supplied with air-emissions certified. Contact customer service for information.



FSC®

In 2005, Krug received Forest Stewardship Council® (FSC®) Chain-of-Custody certification for our manufacturing facilities. The FSC® Chain-of-Custody tracks certified wood from seedling to final sale. It verifies that the material for our FSC certified products only come from well-managed, FSC®-certified forests and other controlled sources. FSC® is dedicated to the promotion of responsible forest management worldwide helping to take care of forests for future generations. Faeron and other Krug products can be specified with FSC® Certification. Contact customer service for further information, pricing and lead times.



Architects, designers, and building professionals can specify FSC®-certified products in order to achieve a point from the U.S. Green Building Council's Leadership in Energy and Environmental Design (LEED) Rating System.

FAERON BEHAVIORAL HEALTH | GUEST & PATIENT SEATING | FEATURES




FLEX BACK

The ergonomically designed back has been designed with a slight flexing action for enhanced comfort and ease of ingress and egress.



WALL SAVER

The angle of the back and the rear legs are designed to keep the back away from the wall, to prevent wear and damage to both the chairs and the walls of the facility.



POLYMER ARM

Faeron Metal Behavioral Health guest and patient chairs are standard with tamper-resistant polymer arms that are durable, comfortable, and long lasting. Available in black, grey and taupe.



SPRING SEAT CONSTRUCTION

Faeron Metal Behavioral Health guest and patient chairs are designed with spring seat construction and dual density foam for superior longevity, comfort and performance.



STEEL SEAT FRAME

Side frames, backs and seats are attached to a heavy-duty steel frame with tamper-resistant hardware. These components are removable and field replaceable.



CLEAN OUT

Faeron Metal Behavioral Health guest and patient chairs feature a clean out space that supports infection control by enabling debris and fluid to fall to the floor for easy cleaning.



TAMPER-RESISTANT HARDWARE

Tamper-resistant hardware is utilized in the construction of all Faeron Metal Behavioral Health seating. The specific tools needed to remove components for maintenance or replacement are available for purchase from Krug.



INACCESSIBLE STAPLES

An inaccessible galvanized steel band with vinyl edges covers the staples on the back upholstery cover. It is installed with tamper-resistant hardware.

SECURED GLIDES

Faeron Metal Behavioral Health seating features tamper-resistant glides to minimize risk of removal and weaponization.

UNDERSEAT SHIELD

Faeron Metal Behavioral Health guest and patient chairs feature a metal under seat shield that minimizes the risk of access to the upholstery staples. It also minimizes the ability to hide contraband under the seat. The vented shield is compatible with ganging brackets and is installed with tamper-resistant hardware.

LATEX-FREE

Krug products are made with latex-free materials, to help prevent allergic reaction.

WEIGHT CAPACITIES

Tested to meet or exceed the BIFMA X5.4 Standard
Guest & Patient Chairs (21" & 24") - 500 lbs
Plus Chairs (30" & 44") - 750 lbs

FAERON BEHAVIORAL HEALTH | OPTIONS



KINETIC BACK

The optional Kinetic Back provides the chair back with a very pleasant and comfortable rocking motion, which can significantly enhance long-term sitting. The durable spring-loaded mechanism provides a range of motion of 20 degrees, and can be field-installed or replaced. It is available on any Faeron Guest chair back with the exception of the Plus sizes (30" and 44").



SOLID SURFACE ARM

The optional Solid Surface Arm provides a fully seamless armrest for enhanced durability, protection and cleanability. It is available in 8 standard Corian colors, and custom colors (at an upcharge). Arms are replaceable as a full side frame if they become damaged or degraded. Solid Surface not recommended for lower acuity environments.



WOOD ARM

Faeron Wood Arm caps are fastened to the side frames. Wood arms are solid Beech and available in standard and custom finishes. Arms can be replaced if they do become damaged or degraded.



CLOSED ARM PANEL

The side frames on Faeron Metal Behavioral Health guest and patient chairs can be enclosed to the center rail.



FULLY CLOSED ARM (SLEIGH BASE ONLY)

The side frames on Faeron Metal Behavioral Health guest and patient chairs can be fully enclosed to the base rail. This can be achieved with 2 panels showing the center rail or a single panel enclosing the center rail. This option is only available with the sled base.



FLOOR ANCHOR BRACKETS

For additional security, tamper-resistant anchor brackets are available to bolt the sled base to the floor. The hardware to attach the brackets to the floor is not included. This option is only available with the sled base.



SPRINGLESS SEATS

The springs in the seats can be replaced with an optional plywood seat pan and dual density foam.



SLED BASE

The sled base ties the front and back legs together with a steel rail. This option minimizes the risk of the chair being weaponized. Optional anchor brackets are available to bolt the base to the floor for additional security.

SUPPLEMENTAL WEIGHT

In place of the standard Underseat shield, an optional weighted black coated steel shield is available. The steel shield is designed to add enough weight for the product to be a minimum of 80 lbs. The shield is also designed to allow standard ganging hardware, seat ventilation and covers all access to the upholstery staples under the seat. The weighted shield is fastened with tamper-resistant hardware.

TAMPER-RESISTANT GANGING BRACKET

Faeron Metal Behavioral Health guest and patient chairs can be ganged together with a tamper-resistant powder coated metal bracket.

COMBINATION UPHOLSTERY

When combination upholstery is specified with fabric of the same grade or COM, an upcharge for dual fabrics is **\$32 list** per unit and **\$61 list** per unit for three fabrics will be applied. When graded in combination upholstery is selected, use the highest grade upholstery selected or to obtain a quote for blended grading contact Customer Service (please provide the fabrics specified and location of where each fabric is to be applied on the product).

REMOVABLE COVERS

Faeron Metal chairs are available with removeable seat and back covers. Replacement covers can be quickly field installed on Faeron products that were originally ordered with the removeable cover option. Replacement seat and back covers can also be installed on Faeron products that were not originally ordered with the removeable cover option, with some simple staple removal on the original seats and backs.

CAL133 & MOISTURE BARRIER

California Technical Bulletin 133 is a flammability test for seating. Krug offers a compliance method, in combination with non-flammable upholstery covers, may enable products to meet certification requirements for this test. This process at the same time also provides the products with a Moisture Barrier - a treatment that helps to prevent the passage of liquids and moisture to inside of the upholstered components - thereby conferring sanitary and anti-infection benefits. So when CAL 133 is specified, the product also automatically has a Moisture Barrier, and when a Moisture Barrier is specified, the product also features the compliance method and low flammability features of CAL 133.

The application of this up-charge and the compliance method does not mean that the specific configuration of product and upholstery cover are tested and officially certified as being CAL133 compliant. If the official certification is required, Krug will provide this (through an independent certified testing laboratory) at a charge of \$874 per item, plus the cost of the product to be tested. Lead time for certification testing is typically 4-8 weeks. Krug assumes no responsibility for the testing of our products in combination with upholstery covers, or for the results of any testing conducted. Some specific configurations of products and upholstery have already been tested. Please contact Customer Service for additional information.

FAERON BEHAVIORAL HEALTH | GUEST

DIMENSIONS

	Overall Width	Overall Depth	Overall Height	Seat Height	Height of Arms from Floor	Width Between Arms	Seat Depth	Shipping Weight	Cube
21" Seat	25.0	26.3	34.5	19.0	25.0	21	19.5	62	14
24" Seat	28.0	26.3	34.5	19.0	25.0	24	19.5	67	19
30" Seat	34.0	26.3	34.5	19.0	25.0	30	19.5	75	20
44" Seat	48.0	26.3	34.5	19.0	25.0	44	19.5	96	28

COM- YARDAGE REQUIREMENTS

	COM Yardage Seat & Back	COM Yardage Seats Only	COM Yardage Back Only	COM Yardage Closed Arm Panel	COM Yardage Fully Closed Arm
21" & 24" - One Chair	1.6	0.9	1.4	0.96	3.20
30" - One Chair	2.3	0.9	1.4	0.96	3.20
44" - One Chair	2.9	1.5	1.6	0.96	3.20

ORDERING NOTES:

The approval process is as follows:


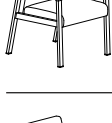



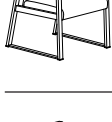

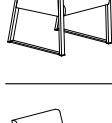

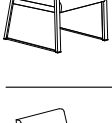
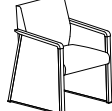

1. A sample of the COM must be provided to Krug Customer Service prior to or at the time of order.
2. The sample will be reviewed and the customer advised if the fabric is unsuitable.
3. The COM fabric or leather will be inspected when received at the factory, to identify any further concerns with its suitability.

Note: Some vinyls, leathers & upholsteries are not suitable for application on Faeron Metal seating.

COMBINATION UPHOLSTERY OPTION

When combination upholstery is specified with fabric of the same grade or COM, an upcharge for dual fabrics is **\$32 list** per unit and **\$61 list** per unit for three fabrics will be applied. When graded in combination upholstery is selected, use the highest grade upholstery selected or to obtain a quote for blended grading contact Customer Service (please provide the fabrics specified and location of where each fabric is to be applied on the product).

FAERON BEHAVIORAL HEALTH | GUEST

DESCRIPTION/MODEL	COM		COL		FABRIC GRADES			LEATHER	
	1	2	3	4	5	6	7	8	9
	21" Open Polymer Arm, Silver Metallic Leg Base								
	FAE2M-GBH21OPAS1	1436 1482	1528	1620	1712	1804	1897	1988	2171
	21" Open Polymer Arm, Brushed Nickel Leg Base								
	FAE2M-GBH21OPAN1	1642 1687	1734	1826	1917	2010	2103	2194	2377
	21" Closed Polymer Arm, Silver Metallic Leg Base								
	FAE2M-GBH21CPAS1	1880 1949	2018	2157	2295	2431	2571	2708	2984
	21" Closed Polymer Arm, Brushed Nickel Leg Base								
	FAE2M-GBH21CPAN1	2086 2155	2224	2363	2500	2637	2777	2914	3190
	21" Open Polymer Arm, Silver Metallic Sled Base								
	FAE2M-GBH21OPAS2	1571 1616	1662	1755	1846	1938	2032	2122	2306
	21" Open Polymer Arm, Brushed Nickel Sled Base								
	FAE2M-GBH21OPAN2	1777 1822	1868	1960	2052	2144	2238	2328	2512
	21" Closed Polymer Arm, Silver Metallic Sled Base								
	FAE2M-GBH21CPAS2	2014 2084	2153	2291	2429	2565	2705	2843	3119
	21" Closed Polymer Arm, Brushed Nickel Sled Base								
	FAE2M-GBH21CPAN2	2220 2289	2359	2497	2635	2771	2911	3048	3325
	21" Two Panel Fully Closed Polymer Arm, Silver Metallic Sled Base								
	FAE2M-GBH212PFPAS2	2120 2229	2339	2496	2667	2839	3029	3215	3519
	21" Two Panel Fully Closed Polymer Arm, Brushed Nickel Sled Base								
	FAE2M-GBH212PFPAN2	2326 2435	2545	2701	2873	3045	3235	3421	3725
	21" Single Panel Fully Closed Polymer Arm, Silver Metallic Sled Base								
	FAE2M-GBH211PFPAS2	2482 2644	2807	3017	3254	3492	3762	4027	4431
	21" Single Panel Fully Closed Polymer Arm, Brushed Nickel Sled Base								
	FAE2M-GBH211PFPAN2	2688 2850	3013	3222	3460	3698	3968	4233	4637











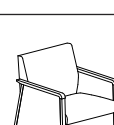
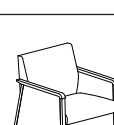
ORDERING NOTES: Faeron Metal chairs can be specified with a Wood Arm (WA) or a Solid Surface Arm (SA), replace "PA" in the model number with the **Arm Style** selection below and add the upcharge listed.

Faeron Behavioral Health Option Upcharges	\$ List	\$ List
Kinetic Back	115	Supplemental Weight - 21"
Solid Surface Arm (per pair) - Gr A White	546	Supplemental Weight - 24"
Solid Surface Arm (per pair) - Gr A Color	570	Ganging Bracket
Solid Surface Arm (per pair) - Gr B	615	Combination Upholstery - Dual
Solid Surface Arm (per pair) - Gr C	646	Combination Upholstery - Three
Wood Arm (WA) - (per pair)	205	Removeable Seat Cover
Floor Anchor Brackets (Sleigh base only)	153	Removeable Back Cover
Springless Seat	117	CAL 133 & Moisture Barrier (per yard)

PRODUCT CODE KEY

Line	Series	Chair Type	Size	Arm Type	Arm Style	Metal Finish	Base Type
FAE	2M	GBH	21	O	PA	S	1
Faeron	Chair	Guest Seating		Open Arm	Polymer Arm	Silver Metallic	Leg Base
			24	C	WA	N	2
				Closed Arm	Wood Arm	Brushed Nickel	Sled Base
			30	2PF	SA		
				Two Panel Fully Closed Arm	Solid Surface Arm		
			44	1PF			
				Single Panel Fully Closed Arm			

FAERON BEHAVIORAL HEALTH | GUEST

DESCRIPTION/MODEL	COM		COL	FABRIC GRADES			LEATHER		
	1	2	3	4	5	6	7	8	9
	24" Open Polymer Arm, Silver Metallic Leg Base								
	FAE2M-GBH24OPAS1	1540 1587	1633	1724	1818	1907	2000	2092	2275
	24" Open Polymer Arm, Brushed Nickel Leg Base								
	FAE2M-GBH24OPAN1	1746 1792	1839	1930	2023	2113	2206	2298	2481
	24" Closed Polymer Arm, Silver Metallic Leg Base								
	FAE2M-GBH24CPAS1	1985 2053	2122	2260	2398	2536	2675	2812	3088
	24" Closed Polymer Arm, Brushed Nickel Leg Base								
	FAE2M-GBH24CPAN1	2191 2259	2328	2466	2603	2742	2881	3018	3294
	24" Open Polymer Arm, Silver Metallic Sled Base								
	FAE2M-GBH24OPAS2	1675 1721	1767	1859	1952	2041	2135	2226	2410
	24" Open Polymer Arm, Brushed Nickel Sled Base								
	FAE2M-GBH24OPAN2	1881 1927	1973	2064	2158	2247	2341	2432	2616
	24" Closed Polymer Arm, Silver Metallic Sled Base								
	FAE2M-GBH24CPAS2	2119 2187	2257	2394	2532	2670	2809	2947	3223
	24" Closed Polymer Arm, Brushed Nickel Sled Base								
	FAE2M-GBH24CPAN2	2325 2393	2463	2600	2738	2876	3015	3152	3429
	24" Two Panel Fully Closed Polymer Arm, Silver Metallic Sled Base								
	FAE2M-GBH242PPAS2	2224 2334	2444	2600	2773	2942	3132	3319	3623
	24" Two Panel Fully Closed Polymer Arm, Brushed Nickel Sled Base								
	FAE2M-GBH242PPAN2	2430 2540	2650	2805	2979	3148	3338	3525	3829
	24" Single Panel Fully Closed Polymer Arm, Silver Metallic Sled Base								
	FAE2M-GBH241PPAS2	2586 2749	2912	3121	3360	3595	3865	4131	4535
	24" Single Panel Fully Closed Polymer Arm, Brushed Nickel Sled Base								
	FAE2M-GBH241PPAN2	2792 2955	3118	3326	3566	3801	4071	4337	4741





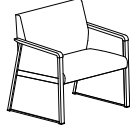

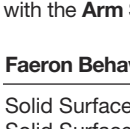
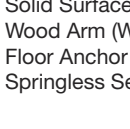
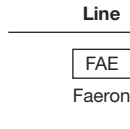


ORDERING NOTES: Faeron Metal chairs can be specified with a Wood Arm (WA) or a Solid Surface Arm (SA), replace "PA" in the model number with the **Arm Style** selection below and add the upcharge listed.

Faeron Behavioral Health Option Upcharges	\$ List	\$ List
Kinetic Back	115	Supplemental Weight - 21"
Solid Surface Arm (per pair) - Gr A White	546	Supplemental Weight - 24"
Solid Surface Arm (per pair) - Gr A Color	570	Ganging Bracket
Solid Surface Arm (per pair) - Gr B	615	Combination Upholstery - Dual
Solid Surface Arm (per pair) - Gr C	646	Combination Upholstery - Three
Wood Arm (WA) - (per pair)	205	Removeable Seat Cover
Floor Anchor Brackets (Sleigh base only)	153	Removable Back Cover
Springless Seat	117	CAL 133 & Moisture Barrier (per yard)

PRODUCT CODE KEY

Line	Series	Chair Type	Size	Arm Type	Arm Style	Metal Finish	Base Type
<input type="text" value="FAE"/>	<input type="text" value="2M"/>	<input type="text" value="GBH"/>	<input type="text" value="21"/>	<input type="text" value="O"/>	<input type="text" value="PA"/>	<input type="text" value="S"/>	<input type="text" value="1"/>
Faeron	Chair	Guest Seating		Open Arm	Polymer Arm	Silver Metallic	Leg Base
			<input type="text" value="24"/>	<input type="text" value="C"/>	<input type="text" value="WA"/>	<input type="text" value="N"/>	<input type="text" value="2"/>
				Closed Arm	Wood Arm	Brushed Nickel	Sled Base
			<input type="text" value="30"/>	<input type="text" value="2PF"/>	<input type="text" value="SA"/>		
				Two Panel Fully Closed Arm	Solid Surface Arm		
			<input type="text" value="44"/>	<input type="text" value="1PF"/>			
				Single Panel Fully Closed Arm			

FAERON BEHAVIORAL HEALTH | GUEST

DESCRIPTION/MODEL	COM		COL	FABRIC GRADES			LEATHER		
	1	2	3	4	5	6	7	8	9
	30" Open Polymer Arm, Silver Metallic Leg Base								
	FAE2M-GBH30OPAS1	1780	1845	1913	2044	2176	2310	2441	2573
	30" Open Polymer Arm, Brushed Nickel Leg Base								
	FAE2M-GBH30OPAN1	1986	2051	2118	2250	2382	2515	2647	2779
	30" Closed Polymer Arm, Silver Metallic Leg Base								
	FAE2M-GBH30CPAS1	2225	2313	2403	2581	2758	2937	3114	3294
	30" Closed Polymer Arm, Brushed Nickel Leg Base								
	FAE2M-GBH30CPAN1	2431	2519	2609	2787	2964	3142	3320	3499
	30" Open Polymer Arm, Silver Metallic Sled Base								
	FAE2M-GBH30OPAS2	1915	1980	2047	2178	2311	2444	2575	2708
	30" Open Polymer Arm, Brushed Nickel Sled Base								
	FAE2M-GBH30OPAN2	2121	2186	2253	2384	2516	2650	2781	2913
	30" Closed Polymer Arm, Silver Metallic Sled Base								
	FAE2M-GBH30CPAS2	2359	2447	2538	2715	2893	3071	3248	3428
	30" Closed Polymer Arm, Brushed Nickel Sled Base								
	FAE2M-GBH30CPAN2	2565	2653	2743	2921	3098	3277	3454	3634
	30" Two Panel Fully Closed Polymer Arm, Silver Metallic Sled Base								
	FAE2M-GBH302PFPAS2	2464	2593	2724	2919	3132	3345	3572	3801
	30" Two Panel Fully Closed Polymer Arm, Brushed Nickel Sled Base								
	FAE2M-GBH302PFPAN2	2669	2799	2930	3125	3337	3551	3778	4006
	30" Single Panel Fully Closed Polymer Arm, Silver Metallic Sled Base								
	FAE2M-GBH301PFPAS2	2826	3008	3192	3440	3719	3998	4305	4613
	30" Single Panel Fully Closed Polymer Arm, Brushed Nickel Sled Base								
	FAE2M-GBH301PFPAN2	3031	3214	3398	3646	3924	4204	4511	4818

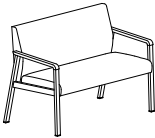
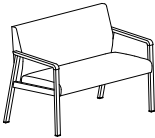
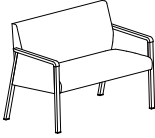
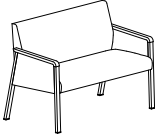
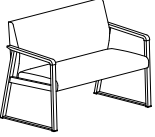
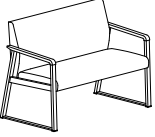
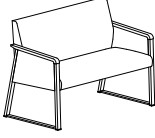
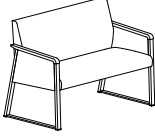
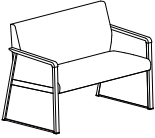
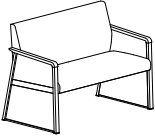
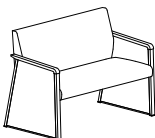
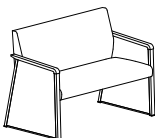
ORDERING NOTES: Faeron Metal chairs can be specified with a Wood Arm (WA) or a Solid Surface Arm (SA), replace "PA" in the model number with the **Arm Style** selection below and add the upcharge listed.

Faeron Behavioral Health Option Upcharges	\$ List	\$ List
Solid Surface Arm (per pair) - Gr A White	546	Supplemental Weight - 30"
Solid Surface Arm (per pair) - Gr A Color	570	Ganging Bracket
Solid Surface Arm (per pair) - Gr B	615	Combination Upholstery - Dual
Solid Surface Arm (per pair) - Gr C	646	Combination Upholstery - Three
Wood Arm (WA) - (per pair)	205	Removeable Seat Cover
Floor Anchor Brackets (Sleigh base only)	153	Removeable Back Cover
Springless Seat	117	CAL 133 & Moisture Barrier (per yard)

PRODUCT CODE KEY

Line	Series	Chair Type	Size	Arm Type	Arm Style	Metal Finish	Base Type
FAE	2M	GBH	21	O	PA	S	1
Faeron	Chair	Guest Seating		Open Arm	Polymer Arm	Silver Metallic	Leg Base
			24	C	WA	N	2
				Closed Arm	Wood Arm	Brushed Nickel	Sled Base
			30	2PF	SA		
				Two Panel Fully Closed Arm	Solid Surface Arm		
			44	1PF			
				Single Panel Fully Closed Arm			

FAERON BEHAVIORAL HEALTH | GUEST

DESCRIPTION/MODEL	COM		COL	FABRIC GRADES			LEATHER		
	1	2	3	4	5	6	7	8	9
	44" Open Polymer Arm, Silver Metallic Leg Base								
	FAE2M-GBH44OPAS1	2203	2286	2370	2536	2703	2869	3036	3202
	44" Open Polymer Arm, Brushed Nickel Leg Base								
	FAE2M-GBH44OPAN1	2409	2491	2575	2741	2908	3075	3242	3408
	44" Closed Polymer Arm, Silver Metallic Leg Base								
	FAE2M-GBH44CPAS1	2646	2753	2859	3071	3284	3497	3710	3922
	44" Closed Polymer Arm, Brushed Nickel Leg Base								
	FAE2M-GBH44CPAN1	2852	2959	3065	3277	3490	3702	3915	4128
	44" Open Polymer Arm, Silver Metallic Sled Base								
	FAE2M-GBH44OPAS2	2337	2420	2504	2670	2837	3004	3171	3337
	44" Open Polymer Arm, Brushed Nickel Sled Base								
	FAE2M-GBH44OPAN2	2543	2626	2710	2876	3043	3210	3377	3542
	44" Closed Polymer Arm, Silver Metallic Sled Base								
	FAE2M-GBH44CPAS2	2780	2888	2994	3206	3419	3631	3844	4056
	44" Closed Polymer Arm, Brushed Nickel Sled Base								
	FAE2M-GBH44CPAN2	2986	3093	3199	3411	3625	3837	4050	4262
	44" Two Panel Fully Closed Polymer Arm, Silver Metallic Sled Base								
	FAE2M-GBH442PPFAS2	2886	3033	3181	3411	3658	3905	4168	4430
	44" Two Panel Fully Closed Polymer Arm, Brushed Nickel Sled Base								
	FAE2M-GBH442PPFAN2	3092	3239	3387	3617	3864	4111	4374	4635
	44" Single Panel Fully Closed Polymer Arm, Silver Metallic Sled Base								
	FAE2M-GBH441PPFAS2	3248	3448	3649	3932	4245	4558	4901	5242
	44" Single Panel Fully Closed Polymer Arm, Brushed Nickel Sled Base								
	FAE2M-GBH441PPFAN2	3454	3654	3855	4138	4451	4764	5107	5447

ORDERING NOTES: Faeron Metal chairs can be specified with a Wood Arm (WA) or a Solid Surface Arm (SA), replace "PA" in the model number with the **Arm Style** selection below and add the upcharge listed.

Faeron Behavioral Health Option Upcharges	\$ List	\$ List	
Solid Surface Arm (per pair) - Gr A White	546	Ganging Bracket	56
Solid Surface Arm (per pair) - Gr A Color	570	Combination Upholstery - Dual	32
Solid Surface Arm (per pair) - Gr B	615	Combination Upholstery - Three	61
Solid Surface Arm (per pair) - Gr C	646	Removeable Seat Cover	86
Wood Arm (WA) - (per pair)	205	Removable Back Cover	56
Floor Anchor Brackets (Sleigh base only)	153	CAL 133 & Moisture Barrier (per yard)	61
Springless Seat	117		

PRODUCT CODE KEY

Line	Series	Chair Type	Size	Arm Type	Arm Style	Metal Finish	Base Type
<input type="text" value="FAE"/>	<input type="text" value="2M"/>	<input type="text" value="GBH"/>	<input type="text" value="21"/>	<input type="text" value="O"/>	<input type="text" value="PA"/>	<input type="text" value="S"/>	<input type="text" value="1"/>
Faeron	Chair	Guest Seating		Open Arm	Polymer Arm	Silver Metallic	Leg Base
			<input type="text" value="24"/>	<input type="text" value="C"/>	<input type="text" value="WA"/>	<input type="text" value="N"/>	<input type="text" value="2"/>
				Closed Arm	Wood Arm	Brushed Nickel	Sled Base
			<input type="text" value="30"/>	<input type="text" value="2PF"/>	<input type="text" value="SA"/>		
				Two Panel Fully Closed Arm	Solid Surface Arm		
			<input type="text" value="44"/>	<input type="text" value="1PF"/>			
				Single Panel Fully Closed Arm			

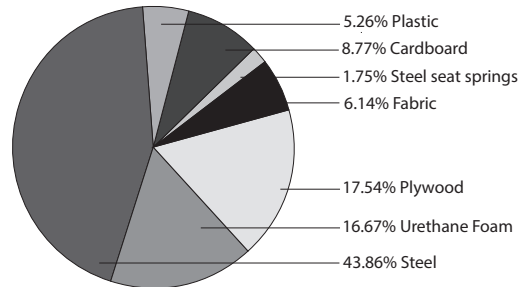
FAERON BEHAVIORAL HEALTH | ENVIRONMENTAL SUMMARY

LEED CI CREDITS

Patient Seating



Material Content:



Pre-Consumer
Recycled Content = 9.80%

Post-Consumer
Recycled Content = 17.63%

Up to 47.06% of this Faeron Metal product is recyclable at the end of its useful life.

CONTRIBUTES TO

CREDIT	CONTRIBUTES TO	POINTS
CREDIT 2.1 - 2.2	Construction Waste Management	1-2 point(s)
CREDIT 3.3	Resource Reuse	1 point
CREDIT 4.1	Recycled Content	1 point
CREDIT 4.2	Recycled Content	1 point
CREDIT 4.5	Low Emitting Materials, Systems & Seating	1 point
CREDIT 5.1	Regional Materials*	1 point
CREDIT 7	Certified Wood (MUST BE REQUESTED)	1 point(s)

*This credit is only applicable if in total 20% of the combined value of the procurement of construction materials and in the furniture are manufactured within a radius of 500 miles. This credit will apply if the installation of the finished product occurs within 500 miles of Kitchener, Ontario.

level® CERTIFICATION, AIR EMISSIONS AND FSC® CERTIFICATION



level® CERTIFICATION

BIFMA's e3 Furniture Sustainability Standard is a voluntary, multi-attribute standard that measures the degree of sustainability of furniture. This standard evaluates product and company environmental attributes and compliance systems in a wide range of elements which include Materials, Energy & Atmosphere, Human & Ecosystem Health and Social Responsibility. Faeron products have earned level®, BIFMA's sustainability certification program for furniture, certification through third-party verification against the e3 standard.

AIR-EMISSIONS

All Faeron products are supplied with air-emissions certified. Contact customer service for information.



FSC®

In 2005, Krug received Forest Stewardship Council® (FSC®) Chain-of-Custody certification for our manufacturing facilities. The FSC® Chain-of-Custody tracks certified wood from seedling to final sale. It verifies that the material for our FSC certified products only come from well-managed, FSC®-certified forests and other controlled sources. FSC® is dedicated to the promotion of responsible forest management worldwide helping to take care of forests for future generations. Faeron and other Krug products can be specified with FSC® Certification. Contact customer service for further information, pricing and lead times.



Architects, designers, and building professionals can specify FSC®-certified products in order to achieve a point from the U.S. Green Building Council's Leadership in Energy and Environmental Design (LEED) Rating System.

FAERON METAL BEHAVIORAL HEALTH | PATIENT

DIMENSIONS & COM REQUIREMENTS

	Overall Width	Overall Depth	Overall Height	Seat Height	Height of Arms from Floor	Width Between Arms	Seat Depth	Shipping Weight	Cubes
21" Seat	25.0	26.3	45.0	19.0	25	21	19.5	67	17
24" Seat	28.0	26.3	45.0	19.0	25	24	19.5	72	22
30" Seat	34.0	26.3	45.0	19.0	25	30	19.5	85	28

COM - YARDAGE REQUIREMENTS

	COM Yardage Seats & Backs Only	COM Yardage Seat Only	COM Yardage Back Only	COM Yardage Closed Arm Panel	COM Yardage Fully Closed Arm Panel
21" & 24" - One Chair	2.0	0.9	2.0	0.96	3.20
30" Plus - One Chair	3.0	0.9	2.0	0.96	3.20

ORDERING NOTES:

The approval process is as follows:







1. A sample of the COM must be provided to Krug Customer Service prior to or at the time of order.
2. The sample will be reviewed and the customer advised if the fabric is unsuitable.
3. The COM fabric or leather will be inspected when received at the factory, to identify any further concerns with its suitability.

Note: Some vinyls, leathers & upholsteries are not suitable for application on Faeron Metal seating.

COMBINATION UPHOLSTERY OPTION

When combination upholstery is specified with fabric of the same grade or COM, an upcharge for dual fabrics is **\$32 list** per unit and **\$61 list** per unit for three fabrics will be applied. When graded in combination upholstery is selected, use the highest grade upholstery selected or to obtain a quote for blended grading contact Customer Service (please provide the fabrics specified and location of where each fabric is to be applied on the product).

FAERON METAL BEHAVIORAL HEALTH | PATIENT

DESCRIPTION/MODEL	COM		COL	FABRIC GRADES			LEATHER				
	1	2	3	4	5	6	7	8	9		
	21" Open Polymer Arm, Silver Metallic Leg Base FAE2M-PBH21OPAS1		1493	1550	1608	1724	1838	1953	2069	2183	2413
	21" Open Polymer Arm, Brushed Nickel Leg Base FAE2M-PBH21OPAN1		1699	1756	1813	1930	2043	2159	2274	2389	2619
	21" Closed Polymer Arm, Silver Metallic Leg Base FAE2M-PBH21CPAS1		1938	2017	2097	2259	2420	2581	2743	2901	3225
	21" Closed Polymer Arm, Brushed Nickel Leg Base FAE2M-PBH21CPAN1		2143	2223	2303	2465	2625	2787	2949	3107	3431
	21" Open Polymer Arm, Silver Metallic Sled Base FAE2M-PBH21OPAS2		1628	1684	1742	1859	1972	2087	2203	2317	2547
	21" Open Polymer Arm, Brushed Nickel Sled Base FAE2M-PBH21OPAN2		1833	1890	1948	2064	2178	2293	2409	2523	2753
	21" Closed Polymer Arm, Silver Metallic Sled Base FAE2M-PBH21CPAS2		2072	2152	2232	2393	2554	2716	2877	3036	3359
	21" Closed Polymer Arm, Brushed Nickel Sled Base FAE2M-PBH21CPAN2		2278	2358	2437	2599	2760	2921	3083	3242	3565
	21" Two Panel Fully Closed Polymer Arm, Silver Metallic Sled Base FAE2M-PBH212PFPAS2		2176	2297	2419	2600	2793	2988	3200	3410	3760
	21" Two Panel Fully Closed Polymer Arm, Brushed Nickel Sled Base FAE2M-PBH212PFPAN2		2382	2503	2625	2805	2999	3194	3406	3616	3966
	21" Single Panel Fully Closed Polymer Arm, Silver Metallic Sled Base FAE2M-PBH211PFPAS2		2538	2712	2887	3121	3380	3641	3933	4222	4672
	21" Single Panel Fully Closed Polymer Arm, Brushed Nickel Sled Base FAE2M-PBH211PFPAN2		2744	2918	3093	3326	3586	3847	4139	4428	4878


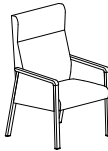




ORDERING NOTES: Faeron Metal chairs can be specified with a Wood Arm (WA) or a Solid Surface Arm (SA), replace "PA" in the model number with the **Arm Style** selection below and add the upcharge listed.

Faeron Behavioral Health Option Upcharges	\$ List	\$ List
Kinetic Back	115	Supplemental Weight - 21"
Solid Surface Arm (per pair) - Gr A White	546	Supplemental Weight - 24"
Solid Surface Arm (per pair) - Gr A Color	570	Ganging Bracket
Solid Surface Arm (per pair) - Gr B	615	Combination Upholstery - Dual
Solid Surface Arm (per pair) - Gr C	646	Combination Upholstery - Three
Wood Arm (WA) - (per pair)	205	Removeable Seat Cover
Floor Anchor Brackets (Sleigh base only)	153	Removable Back Cover
Springless Seat	117	CAL 133 & Moisture Barrier (per yard)

PRODUCT CODE KEY

Line	Series	Chair Type	Size	Arm Type	Arm Style	Metal Finish	Base Type
<input type="text" value="FAE"/>	<input type="text" value="2M"/>	<input type="text" value="PBH"/>	<input type="text" value="21"/>	<input type="text" value="O"/>	<input type="text" value="PA"/>	<input type="text" value="S"/>	<input type="text" value="1"/>
Faeron	Chair	Patient Seating		Open Arm	Polymer Arm	Silver Metallic	Leg Base
			<input type="text" value="24"/>	<input type="text" value="C"/>	<input type="text" value="WA"/>	<input type="text" value="N"/>	<input type="text" value="2"/>
				Closed Arm	Wood Arm	Brushed Nickel	Sled Base
			<input type="text" value="30"/>	<input type="text" value="2PF"/>	<input type="text" value="SA"/>		
				Two Panel Fully Closed Arm	Solid Surface Arm		
				<input type="text" value="1PF"/>			
				Single Panel Fully Closed Arm			

FAERON METAL BEHAVIORAL HEALTH | PATIENT

DESCRIPTION/MODEL	COM		COL	FABRIC GRADES			LEATHER				
	1	2	3	4	5	6	7	8	9		
	24" Open Polymer Arm, Silver Metallic Leg Base FAE2M-PBH24OPAS1		1582	1640	1698	1812	1927	2043	2158	2273	2502
	24" Open Polymer Arm, Brushed Nickel Leg Base FAE2M-PBH24OPAN1		1788	1846	1904	2018	2133	2249	2364	2479	2708
	24" Closed Polymer Arm, Silver Metallic Leg Base FAE2M-PBH24CPAS1		2027	2109	2188	2349	2511	2671	2832	2993	3315
	24" Closed Polymer Arm, Brushed Nickel Leg Base FAE2M-PBH24CPAN1		2233	2315	2393	2555	2717	2876	3038	3199	3521
	24" Open Polymer Arm, Silver Metallic Sled Base FAE2M-PBH24OPAS2		1717	1775	1832	1947	2061	2178	2292	2408	2637
	24" Open Polymer Arm, Brushed Nickel Sled Base FAE2M-PBH24OPAN2		1923	1980	2038	2153	2267	2384	2498	2614	2842
	24" Closed Polymer Arm, Silver Metallic Sled Base FAE2M-PBH24CPAS2		2161	2243	2322	2484	2645	2805	2967	3127	3450
	24" Closed Polymer Arm, Brushed Nickel Sled Base FAE2M-PBH24CPAN2		2367	2449	2528	2689	2851	3011	3172	3333	3655
	24" Two Panel Fully Closed Polymer Arm, Silver Metallic Sled Base FAE2M-PBH242PPFAS2		2266	2388	2509	2688	2882	3079	3289	3501	3850
	24" Two Panel Fully Closed Polymer Arm, Brushed Nickel Sled Base FAE2M-PBH242PPAN2		2472	2593	2715	2894	3088	3285	3495	3707	4055
	24" Single Panel Fully Closed Polymer Arm, Silver Metallic Sled Base FAE2M-PBH241PPFAS2		2628	2803	2977	3209	3469	3732	4022	4313	4762
	24" Single Panel Fully Closed Polymer Arm, Brushed Nickel Sled Base FAE2M-PBH241PPAN2		2834	3008	3183	3415	3675	3938	4228	4519	4967







ORDERING NOTES: Faeron Metal chairs can be specified with a Wood Arm (WA) or a Solid Surface Arm (SA), replace "PA" in the model number with the **Arm Style** selection below and add the upcharge listed.

Faeron Behavioral Health Option Upcharges	\$ List	\$ List
Kinetic Back	115	Supplemental Weight - 21"
Solid Surface Arm (per pair) - Gr A White	546	Supplemental Weight - 24"
Solid Surface Arm (per pair) - Gr A Color	570	Ganging Bracket
Solid Surface Arm (per pair) - Gr B	615	Combination Upholstery - Dual
Solid Surface Arm (per pair) - Gr C	646	Combination Upholstery - Three
Wood Arm (WA) - (per pair)	205	Removeable Seat Cover
Floor Anchor Brackets (Sleigh base only)	153	Removable Back Cover
Springless Seat	117	CAL 133 & Moisture Barrier (per yard)

PRODUCT CODE KEY

Line	Series	Chair Type	Size	Arm Type	Arm Style	Metal Finish	Base Type
FAE	2M	PBH	21	O	PA	S	1
Faeron	Chair	Patient Seating		Open Arm	Polymer Arm	Silver Metallic	Leg Base
			24	C	WA	N	2
				Closed Arm	Wood Arm	Brushed Nickel	Sled Base
			30	2PF	SA		
				Two Panel Fully Closed Arm	Solid Surface Arm		
				1PF			
				Single Panel Fully Closed Arm			

FAERON METAL BEHAVIORAL HEALTH | PATIENT

DESCRIPTION/MODEL	COM		COL	FABRIC GRADES			LEATHER				
	1	2	3	4	5	6	7	8	9		
	30" Open Polymer Arm, Silver Metallic Leg Base FAE2M-PBH30OPAS1		1848	1935	2020	2193	2366	2538	2711	2884	3227
	30" Open Polymer Arm, Brushed Nickel Leg Base FAE2M-PBH30OPAN1		2053	2141	2226	2399	2572	2744	2916	3090	3433
	30" Closed Polymer Arm, Silver Metallic Leg Base FAE2M-PBH30CPAS1		2292	2403	2510	2730	2946	3167	3385	3603	4039
	30" Closed Polymer Arm, Brushed Nickel Leg Base FAE2M-PBH30CPAN1		2498	2609	2716	2936	3152	3372	3591	3809	4245
	30" Open Polymer Arm, Silver Metallic Sled Base FAE2M-PBH30OPAS2		1982	2069	2154	2327	2501	2673	2845	3018	3362
	30" Open Polymer Arm, Brushed Nickel Sled Base FAE2M-PBH30OPAN2		2188	2275	2360	2533	2706	2879	3051	3224	3567
	30" Closed Polymer Arm, Silver Metallic Sled Base FAE2M-PBH30CPAS2		2426	2538	2645	2864	3080	3301	3519	3738	4174
	30" Closed Polymer Arm, Brushed Nickel Sled Base FAE2M-PBH30CPAN2		2632	2743	2851	3070	3286	3507	3725	3944	4379
	30" Two Panel Fully Closed Polymer Arm, Silver Metallic Sled Base FAE2M-PBH302PFPAS2		2531	2682	2831	3068	3322	3574	3842	4111	4575
	30" Two Panel Fully Closed Polymer Arm, Brushed Nickel Sled Base FAE2M-PBH302PFPAN2		2737	2888	3037	3274	3527	3780	4048	4317	4780
	30" Single Panel Fully Closed Polymer Arm, Silver Metallic Sled Base FAE2M-PBH301PFPAS2		2893	3097	3299	3589	3909	4227	4575	4923	5487
	30" Single Panel Fully Closed Polymer Arm, Brushed Nickel Sled Base FAE2M-PBH301PFPAN2		3099	3303	3505	3795	4114	4433	4781	5129	5692

ORDERING NOTES: Faeron Metal chairs can be specified with a Wood Arm (WA) or a Solid Surface Arm (SA), replace "PA" in the model number with the **Arm Style** selection below and add the upcharge listed.

Faeron Behavioral Health Option Upcharges		\$ List	\$ List
Solid Surface Arm (per pair) - Gr A White	546	Supplemental Weight - 30"	172
Solid Surface Arm (per pair) - Gr A Color	570	Ganging Bracket	56
Solid Surface Arm (per pair) - Gr B	615	Combination Upholstery - Dual	32
Solid Surface Arm (per pair) - Gr C	646	Combination Upholstery - Three	61
Wood Arm (WA) - (per pair)	205	Removeable Seat Cover	86
Floor Anchor Brackets (Sleigh base only)	153	Removable Back Cover	56
Springless Seat	117	CAL 133 & Moisture Barrier (per yard)	61

PRODUCT CODE KEY

Line	Series	Chair Type	Size	Arm Type	Arm Style	Metal Finish	Base Type
<input type="text" value="FAE"/>	<input type="text" value="2M"/>	<input type="text" value="PBH"/>	<input type="text" value="21"/>	<input type="text" value="O"/>	<input type="text" value="PA"/>	<input type="text" value="S"/>	<input type="text" value="1"/>
Faeron	Chair	Patient Seating		Open Arm	Polymer Arm	Silver Metallic	Leg Base
			<input type="text" value="24"/>	<input type="text" value="C"/>	<input type="text" value="WA"/>	<input type="text" value="N"/>	<input type="text" value="2"/>
				Closed Arm	Wood Arm	Brushed Nickel	Sled Base
			<input type="text" value="30"/>	<input type="text" value="2PF"/>	<input type="text" value="SA"/>		
				Two Panel Fully Closed Arm	Solid Surface Arm		
				<input type="text" value="1PF"/>			
				Single Panel Fully Closed Arm			

FAERON METAL BEHAVIORAL HEALTH | MULTIPLE SEATING - START, CENTER & END UNITS

DIMENSIONS & COM REQUIREMENTS

FAERON METAL MULTIPLE START UNITS

	Overall Width	Overall Depth	Overall Height	Seat Height	Height of Arms from Floor	Width Between Arms	Seat Depth	Shipping Weight	Cube	COM Seat & Back Yardage	COM Fabric Seat Yardage	COM Fabric Back Yardage	COM Fabric Closed Arm Panel (Pair) Yardage	COM Fabric Fully Closed Arm Panel Yardage
SG21	25	26.3	34.5	19	25	21	19.5	62	14	1.6	0.9	1.4	0.96	3.20
SP21	25	26.3	45	19	25	21	19.5	67	17	2.0	0.9	2.0	0.96	3.20
SG24	28	26.3	34.5	19	25	24	19.5	67	19	1.6	0.9	1.4	0.96	3.20
SP24	28	26.3	45	19	25	24	19.5	72	22	2.0	0.9	2.0	0.96	3.20
SG30	34	26.3	34.5	19	25	30	19.5	75	20	2.3	0.9	1.4	0.96	3.20
SP30	34	26.3	45	19	25	30	19.5	85	28	3.0	0.9	2.0	0.96	3.20
SG44	48	26.3	34.5	19	25	44	19.5	96	28	2.9	0.9	1.6	0.96	3.20

FAERON METAL MULTIPLE CENTER UNITS

	Overall Width	Overall Depth	Overall Height	Seat Height	Height of Arms from Floor	Width Between Arms	Seat Depth	Shipping Weight	Cube	COM Seat & Back Yardage	COM Fabric Seat Yardage	COM Fabric Back Yardage	COM Fabric Closed Arm Panel Yardage	COM Fabric Fully Closed Arm Panel YDG
CG21	23	26.3	34.5	19	25	21	19.5	52	14	1.6	0.9	1.4	0.48	1.6
CP21	23	26.3	45	19	25	21	19.5	57	17	2.0	0.9	2.0	0.48	1.6
CG24	26	26.3	34.5	19	25	24	19.5	57	19	1.6	0.9	1.4	0.48	1.6
CP24	26	26.3	45	19	25	24	19.5	62	22	2.0	0.9	2.0	0.48	1.6
CG30	32	26.3	34.5	19	25	30	19.5	65	20	2.3	0.9	1.4	0.48	1.6
CP30	32	26.3	45	19	25	30	19.5	75	28	3.0	0.9	2.0	0.48	1.6
CG44	46	26.3	34.5	19	25	44	19.5	86	28	2.9	0.9	1.6	0.48	1.6

FAERON METAL MULTIPLE END UNITS

	Overall Width	Overall Depth	Overall Height	Seat Height	Height of Arms from Floor	Width Between Arms	Seat Depth	Shipping Weight	Cube	COM Seat & Back Yardage	COM Fabric Seat Yardage	COM Fabric Back Yardage	COM Fabric Closed Arm Panel Ydg	COM Fabric Fully Closed Arm Panel YDG
EG21	23	26.3	34.5	19	25	21	19.5	52	14	1.6	0.9	1.4	0.48	1.6
EP21	23	26.3	45	19	25	21	19.5	57	17	2.0	0.9	2.0	0.48	1.6
EG24	26	26.3	34.5	19	25	24	19.5	57	19	1.6	0.9	1.4	0.48	1.6
EP24	26	26.3	45	19	25	24	19.5	62	22	2.0	0.9	2.0	0.48	1.6
EG30	32	26.3	34.5	19	25	30	19.5	65	20	2.3	0.9	1.4	0.48	1.6
EP30	32	26.3	45	19	25	30	19.5	75	28	3.0	0.9	2.0	0.48	1.6
EG44	46	26.3	34.5	19	25	44	19.5	86	28	2.9	0.9	1.6	0.48	1.6

ORDERING NOTES:

A drawing showing the configuration of the multiple seating and tables is required with each purchase order.

Combination Upholstery Option

When combination upholstery is specified with fabric of the same grade or COM, an upcharge for dual fabrics is \$32 list per unit and \$61 list per unit for three fabrics will be applied. When graded in combination upholstery is selected, use the highest grade upholstery selected or to obtain a quote for blended grading contact Customer Service (please provide the fabrics specified and location of where each fabric is to be applied on the product).

Faeron Behavioral Health Option Upcharges

	\$ List		\$ List
Kinetic Back	115	Floor Anchor Brackets (Sleigh base only)	153
Solid Surface Arm (each) - Gr A White	274	Springless Seat	117
Solid Surface Arm (each) - Gr A Color	285	Supplemental Weight - 21"	390
Solid Surface Arm (each) - Gr B	306	Supplemental Weight - 24"	321
Solid Surface Arm (each) - Gr C	323	Ganging Bracket	56
Wood Arm (WA) (each)	103	Combination Upholstery - Dual	32
Solid Surface Arm (per pair) - Gr A White	546	Combination Upholstery - Three	61
Solid Surface Arm (per pair) - Gr A Color	570	Removeable Seat Cover (per seat)	86
Solid Surface Arm (per pair) - Gr B	615	Removable Back Cover (per back)	56
Solid Surface Arm (per pair) - Gr C	646	CAL 133 & Moisture Barrier (per yard)	61
Wood Arm (WA) - (per pair)	205		

Patient backs are available on multiple units, please change the model number FAE2M-SGBH to FAE2M-SPBH, and add the following upcharges per back:

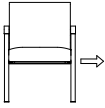
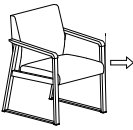
	Grade 1	Grade 2	Grade 3	Grade 4	Grade 5	Grade 6	Grade 7	Grade 8	Grade 9
21" Chair	61	71	86	109	132	158	181	206	253
24" Chair	65	79	90	114	139	163	187	210	259
30" Chair	80	91	105	129	152	177	201	225	273

WEIGHT CAPACITIES

Faeron weight capacities are as follows:

Guest & Patient Chairs (21" & 24") - 500 lbs

FAERON METAL BEHAVIORAL HEALTH | MULTIPLE SEATING - START, CENTER & END UNITS

DESCRIPTION/MODEL	COM		COL		FABRIC GRADES			LEATHER		
	1	2	3	4	5	6	7	8	9	
 Start - Leg Base	21" Open Polymer Arm Start Unit, Guest Back, Silver Metallic Leg Base									
	FAE2M-SGBH21OPAS1	1436	1482	1528	1620	1712	1804	1897	1988	2171
	21" Open Polymer Arm Start Unit, Guest Back, Brushed Nickel Leg Base									
	FAE2M-SGBH21OPAN1	1642	1687	1734	1826	1917	2010	2103	2194	2377
21" Closed Polymer Arm Start Unit, Guest Back, Silver Metallic Leg Base										
FAE2M-SGBH21CPAS1	1880	1949	2018	2157	2295	2431	2571	2708	2984	
21" Closed Polymer Arm Start Unit, Guest Back, Brushed Nickel Leg Base										
FAE2M-SGBH21CPAN1	2086	2155	2224	2363	2500	2637	2777	2914	3190	
 Start - Sled Base	21" Open Polymer Arm Start Unit, Guest Back, Silver Metallic Sled Base									
	FAE2M-SGBH21OPAS2	1571	1616	1662	1755	1846	1938	2032	2122	2306
	21" Open Polymer Arm Start Unit, Guest Back, Brushed Nickel Sled Base									
	FAE2M-SGBH21OPAN2	1777	1822	1868	1960	2052	2144	2238	2328	2512
	21" Closed Polymer Arm Start Unit, Guest Back, Silver Metallic Sled Base									
	FAE2M-SGBH21CPAS2	2014	2084	2153	2291	2429	2565	2705	2843	3119
	21" Closed Polymer Arm Start Unit, Guest Back, Brushed Nickel Sled Base									
	FAE2M-SGBH21CPAN2	2220	2289	2359	2497	2635	2771	2911	3048	3325
21" Two Panel Fully Closed Polymer Arm Start Unit, Guest Back, Silver Metallic Sled Base										
FAE2M-SGBH212PPFAS2	2120	2229	2339	2496	2667	2839	3029	3215	3519	
21" Two Panel Fully Closed Polymer Arm Start Unit, Guest Back, Brushed Nickel Sled Base										
FAE2M-SGBH212PPAN2	2326	2435	2545	2701	2873	3045	3235	3421	3725	
21" Single Panel Fully Closed Polymer Arm Start Unit, Guest Back, Silver Metallic Sled Base										
FAE2M-SGBH211PPFAS2	2482	2644	2807	3017	3254	3492	3762	4027	4431	
21" Single Panel Fully Closed Polymer Arm Start Unit, Guest Back, Brushed Nickel Sled Base										
FAE2M-SGBH211PPAN2	2688	2850	3013	3222	3460	3698	3968	4233	4637	

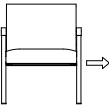

ORDERING NOTES: Faeron Metal chairs can be specified with a Wood Arm (WA) or a Solid Surface Arm (SA), replace "PA" in the model number with the **Arm Style** selection below and add the upcharge listed. **Patient backs** are available on multiple units, please change the model number FAE2M-SGBH to FAE2M-SPBH, and add the upcharges on page 15 per back.

Faeron Behavioral Health Option Upcharges	\$ List	\$ List
Kinetic Back	115	Supplemental Weight - 21"
Solid Surface Arm (per pair) - Gr A White	546	Supplemental Weight - 24"
Solid Surface Arm (per pair) - Gr A Color	570	Ganging Bracket
Solid Surface Arm (per pair) - Gr B	615	Combination Upholstery - Dual
Solid Surface Arm (per pair) - Gr C	646	Combination Upholstery - Three
Wood Arm (WA) - (per pair)	205	Removeable Seat Cover (per seat)
Floor Anchor Brackets (Sleigh base only)	153	Removeable Back Cover (per back)
Springless Seat	117	CAL 133 & Moisture Barrier (per yard)

PRODUCT CODE KEY

Line	Series	Chair Type	Size	Arm Type	Arm Style	Metal Finish	Base Type
<input type="text" value="FAE"/>	<input type="text" value="2M"/>	<input type="text" value="SGBH"/>	<input type="text" value="21"/>	<input type="text" value="O"/>	<input type="text" value="PA"/>	<input type="text" value="S"/>	<input type="text" value="1"/>
Faeron	Chair	Start-Guest Seating		Open Arm	Polymer Arm	Silver Metallic	Leg Base
		<input type="text" value="CGBH"/>	<input type="text" value="24"/>	<input type="text" value="C"/>	<input type="text" value="WA"/>	<input type="text" value="N"/>	<input type="text" value="2"/>
		Center-Guest Seating		Closed Arm	Wood Arm	Brushed Nickel	Sled Base
		<input type="text" value="EGBH"/>	<input type="text" value="30"/>	<input type="text" value="2PF"/>	<input type="text" value="SA"/>		
		End-Guest Seating		Two Panel Fully Closed Arm	Solid Surface Arm		
			<input type="text" value="44"/>	<input type="text" value="1PF"/>			
				Single Panel Fully Closed Arm			

FAERON METAL BEHAVIORAL HEALTH | MULTIPLE SEATING - START, CENTER & END UNITS

DESCRIPTION/MODEL	COM		COL		FABRIC GRADES			LEATHER		
	1	2	3	4	5	6	7	8	9	
Start - Leg Base 	24" Open Polymer Arm Start Unit, Guest Back, Silver Metallic Leg Base									
	FAE2M-SGBH24OPAS1	1540	1587	1633	1724	1818	1907	2000	2092	2275
	24" Open Polymer Arm Start Unit, Guest Back, Brushed Nickel Leg Base									
	FAE2M-SGBH24OPAN1	1746	1792	1839	1930	2023	2113	2206	2298	2481
24" Closed Polymer Arm Start Unit, Guest Back, Silver Metallic Leg Base										
FAE2M-SGBH24CPAS1	1985	2053	2122	2260	2398	2536	2675	2812	3088	
24" Closed Polymer Arm Start Unit, Guest Back, Brushed Nickel Leg Base										
FAE2M-SGBH24CPAN1	2191	2259	2328	2466	2603	2742	2881	3018	3294	
Start - Sled Base 	24" Open Polymer Arm Start Unit, Guest Back, Silver Metallic Sled Base									
	FAE2M-SGBH24OPAS2	1675	1721	1767	1859	1952	2041	2135	2226	2410
	24" Open Polymer Arm Start Unit, Guest Back, Brushed Nickel Sled Base									
	FAE2M-SGBH24OPAN2	1881	1927	1973	2064	2158	2247	2341	2432	2616
	24" Closed Polymer Arm Start Unit, Guest Back, Silver Metallic Sled Base									
	FAE2M-SGBH24CPAS2	2119	2187	2257	2394	2532	2670	2809	2947	3223
	24" Closed Polymer Arm Start Unit, Guest Back, Brushed Nickel Sled Base									
	FAE2M-SGBH24CPAN2	2325	2393	2463	2600	2738	2876	3015	3152	3429
24" Two Panel Fully Closed Polymer Arm Start Unit, Guest Back, Silver Metallic Sled Base										
FAE2M-SGBH242PPFAS2	2224	2334	2444	2600	2773	2942	3132	3319	3623	
24" Two Panel Fully Closed Polymer Arm Start Unit, Guest Back, Brushed Nickel Sled Base										
FAE2M-SGBH242PPAN2	2430	2540	2650	2805	2979	3148	3338	3525	3829	
24" Single Panel Fully Closed Polymer Arm Start Unit, Guest Back, Silver Metallic Sled Base										
FAE2M-SGBH241PPFAS2	2586	2749	2912	3121	3360	3595	3865	4131	4535	
24" Single Panel Fully Closed Polymer Arm Start Unit, Guest Back, Brushed Nickel Sled Base										
FAE2M-SGBH241PPFAN2	2792	2955	3118	3326	3566	3801	4071	4337	4741	

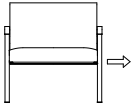
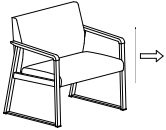
ORDERING NOTES: Faeron Metal chairs can be specified with a Wood Arm (WA) or a Solid Surface Arm (SA), replace "PA" in the model number with the **Arm Style** selection below and add the upcharge listed. **Patient backs** are available on multiple units, please change the model number FAE2M-SGBH to FAE2M-SPBH, and add the upcharges on page 15 per back.

Faeron Behavioral Health Option Upcharges	\$ List	\$ List
Kinetic Back	115	Supplemental Weight - 21"
Solid Surface Arm (per pair) - Gr A White	546	Supplemental Weight - 24"
Solid Surface Arm (per pair) - Gr A Color	570	Ganging Bracket
Solid Surface Arm (per pair) - Gr B	615	Combination Upholstery - Dual
Solid Surface Arm (per pair) - Gr C	646	Combination Upholstery - Three
Wood Arm (WA) - (per pair)	205	Removeable Seat Cover (per seat)
Floor Anchor Brackets (Sleigh base only)	153	Removeable Back Cover (per back)
Springless Seat	117	CAL 133 & Moisture Barrier (per yard)

PRODUCT CODE KEY

Line	Series	Chair Type	Size	Arm Type	Arm Style	Metal Finish	Base Type
FAE	2M	SGBH	21	O	PA	S	1
Faeron	Chair	Start-Guest Seating		Open Arm	Polymer Arm	Silver Metallic	Leg Base
		CGBH	24	C	WA	N	2
		Center-Guest Seating		Closed Arm	Wood Arm	Brushed Nickel	Sled Base
		EGBH	30	2PF	SA		
		End-Guest Seating		Two Panel Fully Closed Arm	Solid Surface Arm		
			44	1PF			
				Single Panel Fully Closed Arm			

FAERON METAL BEHAVIORAL HEALTH | MULTIPLE SEATING - START, CENTER & END UNITS

DESCRIPTION/MODEL	COM		COL		FABRIC GRADES			LEATHER	
	1	2	3	4	5	6	7	8	9
 Start - Leg Base	30" Open Polymer Arm Start Unit, Guest Back, Silver Metallic Leg Base FAE2M-SGBH30OPAS1 1780 1845 1913 2044 2176 2310 2441 2573 2839								
	30" Open Polymer Arm Start Unit, Guest Back, Brushed Nickel Leg Base FAE2M-SGBH30OPAN1 1986 2051 2118 2250 2382 2515 2647 2779 3045								
	30" Closed Polymer Arm Start Unit, Guest Back, Silver Metallic Leg Base FAE2M-SGBH30CPAS1 2225 2313 2403 2581 2758 2937 3114 3294 3651								
	30" Closed Polymer Arm Start Unit, Guest Back, Brushed Nickel Leg Base FAE2M-SGBH30CPAN1 2431 2519 2609 2787 2964 3142 3320 3499 3856								
 Start - Sled Base	30" Open Polymer Arm Start Unit, Guest Back, Silver Metallic Sled Base FAE2M-SGBH30OPAS2 1915 1980 2047 2178 2311 2444 2575 2708 2973								
	30" Open Polymer Arm Start Unit, Guest Back, Brushed Nickel Sled Base FAE2M-SGBH30OPAN2 2121 2186 2253 2384 2516 2650 2781 2913 3179								
	30" Closed Polymer Arm Start Unit, Guest Back, Silver Metallic Sled Base FAE2M-SGBH30CPAS2 2359 2447 2538 2715 2893 3071 3248 3428 3785								
	30" Closed Polymer Arm Start Unit, Guest Back, Brushed Nickel Sled Base FAE2M-SGBH30CPAN2 2565 2653 2743 2921 3098 3277 3454 3634 3991								
	30" Two Panel Fully Closed Polymer Arm Start Unit, Guest Back, Silver Metallic Sled Base FAE2M-SGBH302PPFAS2 2464 2593 2724 2919 3132 3345 3572 3801 4186								
	30" Two Panel Fully Closed Polymer Arm Start Unit, Guest Back, Brushed Nickel Sled Base FAE2M-SGBH302PPAN2 2669 2799 2930 3125 3337 3551 3778 4006 4392								
	30" Single Panel Fully Closed Polymer Arm Start Unit, Guest Back, Silver Metallic Sled Base FAE2M-SGBH301PPFAS2 2826 3008 3192 3440 3719 3998 4305 4613 5098								
30" Single Panel Fully Closed Polymer Arm Start Unit, Guest Back, Brushed Nickel Sled Base FAE2M-SGBH301PPAN2 3031 3214 3398 3646 3924 4204 4511 4818 5304									

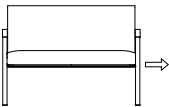
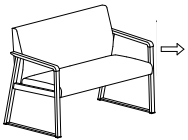
ORDERING NOTES: Faeron Metal chairs can be specified with a Wood Arm (WA) or a Solid Surface Arm (SA), replace "PA" in the model number with the **Arm Style** selection below and add the upcharge listed. **Patient backs** are available on multiple units, please change the model number FAE2M-SGBH to FAE2M-SPBH, and add the upcharges on page 15 per back.

Faeron Behavioral Health Option Upcharges	\$ List	\$ List
Solid Surface Arm (per pair) - Gr A White	546	Supplemental Weight - 30"
Solid Surface Arm (per pair) - Gr A Color	570	Ganging Bracket
Solid Surface Arm (per pair) - Gr B	615	Combination Upholstery - Dual
Solid Surface Arm (per pair) - Gr C	646	Combination Upholstery - Three
Wood Arm (WA) - (per pair)	205	Removeable Seat Cover (per seat)
Floor Anchor Brackets (Sleigh base only)	153	Removeable Back Cover (per back)
Springless Seat	117	CAL 133 & Moisture Barrier (per yard)

PRODUCT CODE KEY

Line	Series	Chair Type	Size	Arm Type	Arm Style	Metal Finish	Base Type
FAE	2M	SGBH	21	O	PA	S	1
Faeron	Chair	Start-Guest Seating		Open Arm	Polymer Arm	Silver Metallic	Leg Base
		CGBH	24	C	WA	N	2
		Center-Guest Seating		Closed Arm	Wood Arm	Brushed Nickel	Sled Base
		EBGH	30	2PF	SA		
		End-Guest Seating		Two Panel Fully Closed Arm	Solid Surface Arm		
			44	1PF			
				Single Panel Fully Closed Arm			

FAERON METAL BEHAVIORAL HEALTH | MULTIPLE SEATING - START, CENTER & END UNITS

DESCRIPTION/MODEL	COM		COL		FABRIC GRADES			LEATHER		
	1	2	3	4	5	6	7	8	9	
Start										
	44" Open Polymer Arm Start Unit, Guest Back, Silver Metallic Leg Base FAE2M-SGBH44OPAS1	2203	2286	2370	2536	2703	2869	3036	3202	3536
	44" Open Polymer Arm Start Unit, Guest Back, Brushed Nickel Leg Base FAE2M-SGBH44OPAN1	2409	2491	2575	2741	2908	3075	3242	3408	3742
	44" Closed Polymer Arm Start Unit, Guest Back, Silver Metallic Leg Base FAE2M-SGBH44CPAS1	2646	2753	2859	3071	3284	3497	3710	3922	4348
	44" Closed Polymer Arm Start Unit, Guest Back, Brushed Nickel Leg Base FAE2M-SGBH44CPAN1	2852	2959	3065	3277	3490	3702	3915	4128	4554
Start - Sled Base										
	44" Open Polymer Arm Start Unit, Guest Back, Silver Metallic Sled Base FAE2M-SGBH44OPAS2	2337	2420	2504	2670	2837	3004	3171	3337	3671
	44" Open Polymer Arm Start Unit, Guest Back, Brushed Nickel Sled Base FAE2M-SGBH44OPAN2	2543	2626	2710	2876	3043	3210	3377	3542	3876
	44" Closed Polymer Arm Start Unit, Guest Back, Silver Metallic Sled Base FAE2M-SGBH44CPAS2	2780	2888	2994	3206	3419	3631	3844	4056	4482
	44" Closed Polymer Arm Start Unit, Guest Back, Brushed Nickel Sled Base FAE2M-SGBH44CPAN2	2986	3093	3199	3411	3625	3837	4050	4262	4688
	44" Two Panel Fully Closed Polymer Arm Start Unit, Guest Back, Silver Metallic Sled Base FAE2M-SGBH442PPAS2	2886	3033	3181	3411	3658	3905	4168	4430	4884
	44" Two Panel Fully Closed Polymer Arm Start Unit, Guest Back, Brushed Nickel Sled Base FAE2M-SGBH442PPAN2	3092	3239	3387	3617	3864	4111	4374	4635	5089
	44" Single Panel Fully Closed Polymer Arm Start Unit, Guest Back, Silver Metallic Sled Base FAE2M-SGBH441PPAS2	3248	3448	3649	3932	4245	4558	4901	5242	5796
44" Single Panel Fully Closed Polymer Arm Start Unit, Guest Back, Brushed Nickel Sled Base FAE2M-SGBH441PPAN2	3454	3654	3855	4138	4451	4764	5107	5447	6001	

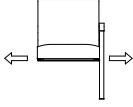
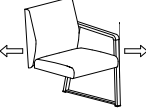
ORDERING NOTES: Faeron Metal chairs can be specified with a Wood Arm (WA) or a Solid Surface Arm (SA), replace "PA" in the model number with the **Arm Style** selection below and add the upcharge listed. **Patient backs** are available on multiple units, please change the model number FAE2M-SGBH to FAE2M-SPBH, and add the upcharges on page 15 per back.

Faeron Behavioral Health Option Upcharges	\$ List	\$ List
Solid Surface Arm (per pair) - Gr A White	546	Ganging Bracket
Solid Surface Arm (per pair) - Gr A Color	570	Combination Upholstery - Dual
Solid Surface Arm (per pair) - Gr B	615	Combination Upholstery - Three
Solid Surface Arm (per pair) - Gr C	646	Removeable Seat Cover (per seat)
Wood Arm (WA) - (per pair)	205	Removeable Back Cover (per back)
Floor Anchor Brackets (Sleigh base only)	153	CAL 133 & Moisture Barrier (per yard)
Springless Seat	117	

PRODUCT CODE KEY

Line	Series	Chair Type	Size	Arm Type	Arm Style	Metal Finish	Base Type
FAE	2M	SGBH	21	O	PA	S	1
Faeron	Chair	Start-Guest Seating		Open Arm	Polymer Arm	Silver Metallic	Leg Base
		CGBH	24	C	WA	N	2
		Center-Guest Seating		Closed Arm	Wood Arm	Brushed Nickel	Sled Base
		EGBH	30	2PF	SA		
		End-Guest Seating		Two Panel Fully Closed Arm	Solid Surface Arm		
			44	1PF			
				Single Panel Fully Closed Arm			

FAERON METAL BEHAVIORAL HEALTH | MULTIPLE SEATING - START, CENTER & END UNITS

DESCRIPTION/MODEL	COM		COL		FABRIC GRADES			LEATHER	
	1	2	3	4	5	6	7	8	9
	Center - Leg Base								
	21" Open Polymer Arm Center Unit, Guest Back, Silver Metallic Leg Base FAE2M-CGBH21OPAS1								
	1363	1409	1457	1548	1640	1733	1823	1916	2099
	21" Open Polymer Arm Center Unit, Guest Back, Brushed Nickel Leg Base FAE2M-CGBH21OPAN1								
	21" Closed Polymer Arm Center Unit, Guest Back, Silver Metallic Leg Base FAE2M-CGBH21CPAS1								
	21" Closed Polymer Arm Center Unit, Guest Back, Brushed Nickel Leg Base FAE2M-CGBH21CPAN1								
	Center - Sled Base								
	21" Open Polymer Arm Center Unit, Guest Back, Silver Metallic Sled Base FAE2M-CGBH21OPAS2								
	1435	1481	1529	1620	1712	1805	1895	1988	2171
	21" Open Polymer Arm Center Unit, Guest Back, Brushed Nickel Sled Base FAE2M-CGBH21OPAN2								
	1641	1687	1735	1826	1918	2011	2101	2193	2377
	21" Closed Polymer Arm Center Unit, Guest Back, Silver Metallic Sled Base FAE2M-CGBH21CPAS2								
	1696	1755	1811	1927	2042	2156	2271	2385	2616
	21" Closed Polymer Arm Center Unit, Guest Back, Brushed Nickel Sled Base FAE2M-CGBH21CPAN2								
1902	1960	2017	2133	2248	2362	2477	2590	2821	
21" Two Panel Fully Closed Polymer Arm Center Unit, Guest Back, Silver Metallic Sled Base FAE2M-CGBH212PPAS2									
1710	1788	1867	1991	2123	2255	2394	2534	2778	
21" Two Panel Fully Closed Polymer Arm Center Unit, Guest Back, Brushed Nickel Sled Base FAE2M-CGBH212PPAN2									
1916	1994	2073	2196	2329	2461	2599	2740	2984	
21" Single Panel Fully Closed Polymer Arm Center Unit, Guest Back, Silver Metallic Sled Base FAE2M-CGBH211PPAS2									
1891	1995	2101	2251	2416	2582	2760	2940	3234	
21" Single Panel Fully Closed Polymer Arm Center Unit, Guest Back, Brushed Nickel Sled Base FAE2M-CGBH211PPAN2									
2097	2201	2307	2456	2622	2788	2965	3146	3440	

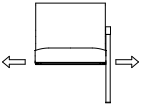
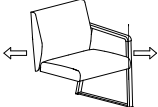
ORDERING NOTES: Faeron Metal chairs can be specified with a Wood Arm (WA) or a Solid Surface Arm (SA), replace "PA" in the model number with the **Arm Style** selection below and add the upcharge listed. **Patient backs** are available on multiple units, please change the model number FAE2M-SGBH to FAE2M-SPBH, and add the upcharges on page 15 per back.

Faeron Behavioral Health Option Upcharges	\$ List	\$ List
Kinetic Back	115	Supplemental Weight - 21"
Solid Surface Arm (each) - Gr A White	274	Supplemental Weight - 24"
Solid Surface Arm (each) - Gr A Color	285	Ganging Bracket
Solid Surface Arm (each) - Gr B	306	Combination Upholstery - Dual
Solid Surface Arm (each) - Gr C	323	Combination Upholstery - Three
Wood Arm (WA) - (per pair)	205	Removeable Seat Cover (per seat)
Floor Anchor Brackets (Sleigh base only)	153	Removable Back Cover (per back)
Springless Seat	117	CAL 133 & Moisture Barrier (per yard)

PRODUCT CODE KEY

Line	Series	Chair Type	Size	Arm Type	Arm Style	Metal Finish	Base Type
FAE	2M	SGBH	21	O	PA	S	1
Faeron	Chair	Start-Guest Seating		Open Arm	Polymer Arm	Silver Metallic	Leg Base
		CGBH	24	C	WA	N	2
		Center-Guest Seating		Closed Arm	Wood Arm	Brushed Nickel	Sled Base
		EBGH	30	2PF	SA		
		End-Guest Seating		Two Panel Fully Closed Arm	Solid Surface Arm		
			44	1PF			
				Single Panel Fully Closed Arm			

FAERON METAL BEHAVIORAL HEALTH | MULTIPLE SEATING - START, CENTER & END UNITS

DESCRIPTION/MODEL	COM		COL		FABRIC GRADES			LEATHER		
	1	2	3	4	5	6	7	8	9	
 Center - Leg Base	24" Open Polymer Arm Center Unit, Guest Back, Silver Metallic Leg Base									
	FAE2M-CGBH24OPAS1	1468	1512	1559	1652	1742	1836	1927	2020	2203
	24" Open Polymer Arm Center Unit, Guest Back, Brushed Nickel Leg Base									
	FAE2M-CGBH24OPAN1	1674	1718	1764	1858	1948	2042	2133	2225	2409
24" Closed Polymer Arm Center Unit, Guest Back, Silver Metallic Leg Base										
FAE2M-CGBH24CPAS1	1728	1785	1843	1959	2073	2189	2303	2419	2647	
24" Closed Polymer Arm Center Unit, Guest Back, Brushed Nickel Leg Base										
FAE2M-CGBH24CPAN1	1934	1990	2049	2165	2279	2395	2509	2625	2852	
 Center - Sled Base	24" Open Polymer Arm Center Unit, Guest Back, Silver Metallic Sled Base									
	FAE2M-CGBH24OPAS2	1540	1584	1631	1724	1814	1908	1999	2092	2275
	24" Open Polymer Arm Center Unit, Guest Back, Brushed Nickel Sled Base									
	FAE2M-CGBH24OPAN2	1746	1790	1836	1930	2020	2114	2205	2297	2481
	24" Closed Polymer Arm Center Unit, Guest Back, Silver Metallic Sled Base									
	FAE2M-CGBH24CPAS2	1800	1857	1915	2031	2145	2261	2375	2491	2719
	24" Closed Polymer Arm Center Unit, Guest Back, Brushed Nickel Sled Base									
	FAE2M-CGBH24CPAN2	2006	2062	2121	2237	2351	2467	2581	2697	2924
24" Two Panel Fully Closed Polymer Arm Center Unit, Guest Back, Silver Metallic Sled Base										
FAE2M-CGBH242PPFAS2	1815	1891	1969	2095	2225	2358	2498	2638	2882	
24" Two Panel Fully Closed Polymer Arm Center Unit, Guest Back, Brushed Nickel Sled Base										
FAE2M-CGBH242PPAN2	2021	2097	2175	2300	2431	2564	2703	2844	3088	
24" Single Panel Fully Closed Polymer Arm Center Unit, Guest Back, Silver Metallic Sled Base										
FAE2M-CGBH241PPFAS2	1996	2098	2203	2355	2518	2685	2864	3044	3338	
24" Single Panel Fully Closed Polymer Arm Center Unit, Guest Back, Brushed Nickel Sled Base										
FAE2M-CGBH241PPAN2	2202	2304	2409	2560	2724	2891	3069	3250	3544	

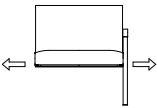
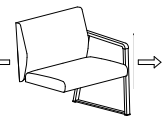
ORDERING NOTES: Faeron Metal chairs can be specified with a Wood Arm (WA) or a Solid Surface Arm (SA), replace "PA" in the model number with the **Arm Style** selection below and add the upcharge listed. **Patient backs** are available on multiple units, please change the model number FAE2M-CGBH to FAE2M-CPBH, and add the upcharges on page 15 per back.

Faeron Behavioral Health Option Upcharges	\$ List	\$ List
Kinetic Back	115	Supplemental Weight - 21"
Solid Surface Arm (each) - Gr A White	274	Supplemental Weight - 24"
Solid Surface Arm (each) - Gr A Color	285	Ganging Bracket
Solid Surface Arm (each) - Gr B	306	Combination Upholstery - Dual
Solid Surface Arm (each) - Gr C	323	Combination Upholstery - Three
Wood Arm (WA) - (per pair)	205	Removeable Seat Cover (per seat)
Floor Anchor Brackets (Sleigh base only)	153	Removable Back Cover (per back)
Springless Seat	117	CAL 133 & Moisture Barrier (per yard)

PRODUCT CODE KEY

Line	Series	Chair Type	Size	Arm Type	Arm Style	Metal Finish	Base Type
FAE	2M	SGBH	21	O	PA	S	1
Faeron	Chair	Start-Guest Seating		Open Arm	Polymer Arm	Silver Metallic	Leg Base
		CGBH	24	C	WA	N	2
		Center-Guest Seating		Closed Arm	Wood Arm	Brushed Nickel	Sled Base
		EGBH	30	2PF	SA		
		End-Guest Seating		Two Panel Fully Closed Arm	Solid Surface Arm		
			44	1PF			
				Single Panel Fully Closed Arm			

FAERON METAL BEHAVIORAL HEALTH | MULTIPLE SEATING - START, CENTER & END UNITS

DESCRIPTION/MODEL	COM		COL		FABRIC GRADES			LEATHER		
	1	2	3	4	5	6	7	8	9	
Center - Leg Base 	30" Open Polymer Arm Center Unit, Guest Back, Silver Metallic Leg Base FAE2M-CGBH30OPAS1 1707 1774 1839 1973 2103 2235 2370 2501 2766									
	30" Open Polymer Arm Center Unit, Guest Back, Brushed Nickel Leg Base FAE2M-CGBH30OPAN1 1913 1980 2045 2179 2309 2441 2576 2707 2971									
	30" Closed Polymer Arm Center Unit, Guest Back, Silver Metallic Leg Base FAE2M-CGBH30CPAS1 1967 2045 2123 2277 2434 2588 2744 2898 3210									
	30" Closed Polymer Arm Center Unit, Guest Back, Brushed Nickel Leg Base FAE2M-CGBH30CPAN1 2172 2251 2329 2483 2640 2794 2949 3104 3416									
Center - Sled Base 	30" Open Polymer Arm Center Unit, Guest Back, Silver Metallic Sled Base FAE2M-CGBH30OPAS2 1779 1846 1911 2045 2175 2307 2442 2573 2838									
	30" Open Polymer Arm Center Unit, Guest Back, Brushed Nickel Sled Base FAE2M-CGBH30OPAN2 1851 1918 1983 2117 2247 2379 2514 2645 2910									
	30" Closed Polymer Arm Center Unit, Guest Back, Silver Metallic Sled Base FAE2M-CGBH30CPAS2 2039 2117 2195 2349 2506 2660 2816 2970 3282									
	30" Closed Polymer Arm Center Unit, Guest Back, Brushed Nickel Sled Base FAE2M-CGBH30CPAN2 2244 2323 2401 2555 2712 2866 3021 3176 3488									
	30" Two Panel Fully Closed Polymer Arm Center Unit, Guest Back, Silver Metallic Sled Base FAE2M-CGBH302PPFAS2 2054 2153 2250 2415 2586 2758 2940 3120 3444									
	30" Two Panel Fully Closed Polymer Arm Center Unit, Guest Back, Brushed Nickel Sled Base FAE2M-CGBH302PPFAN2 2126 2225 2322 2487 2658 2830 3012 3192 3516									
	30" Single Panel Fully Closed Polymer Arm Center Unit, Guest Back, Silver Metallic Sled Base FAE2M-CGBH301PPFAS2 2235 2360 2484 2675 2879 3085 3306 3526 3900									
	30" Single Panel Fully Closed Polymer Arm Center Unit, Guest Back, Brushed Nickel Sled Base FAE2M-CGBH301PPFAN2 2307 2432 2556 2747 2951 3157 3378 3598 3972									

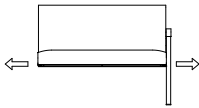
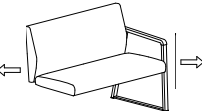
ORDERING NOTES: Faeron Metal chairs can be specified with a Wood Arm (WA) or a Solid Surface Arm (SA), replace "PA" in the model number with the **Arm Style** selection below and add the upcharge listed. **Patient backs** are available on multiple units, please change the model number FAE2M-CGBH to FAE2M-CPBH, and add the upcharges on page 15 per back.

Faeron Behavioral Health Option Upcharges	\$ List	\$ List
Solid Surface Arm (each) - Gr A White	274	Supplemental Weight - 30"
Solid Surface Arm (each) - Gr A Color	285	Ganging Bracket
Solid Surface Arm (each) - Gr B	306	Combination Upholstery - Dual
Solid Surface Arm (each) - Gr C	323	Combination Upholstery - Three
Wood Arm (WA) - (per pair)	205	Removeable Seat Cover (per seat)
Floor Anchor Brackets (Sleigh base only)	153	Removable Back Cover (per back)
Springless Seat	117	CAL 133 & Moisture Barrier (per yard)

PRODUCT CODE KEY

Line	Series	Chair Type	Size	Arm Type	Arm Style	Metal Finish	Base Type
FAE	2M	SGBH	21	O	PA	S	1
Faeron	Chair	Start-Guest Seating		Open Arm	Polymer Arm	Silver Metallic	Leg Base
		CGBH	24	C	WA	N	2
		Center-Guest Seating		Closed Arm	Wood Arm	Brushed Nickel	Sled Base
		EGBH	30	2PF	SA		
		End-Guest Seating		Two Panel Fully Closed Arm	Solid Surface Arm		
			44	1PF			
				Single Panel Fully Closed Arm			

FAERON METAL BEHAVIORAL HEALTH | MULTIPLE SEATING - START, CENTER & END UNITS

DESCRIPTION/MODEL	COM		COL		FABRIC GRADES			LEATHER	
	1	2	3	4	5	6	7	8	9
Center - Leg Base	44" Open Polymer Arm Center Unit, Guest Back, Silver Metallic Leg Base								
 FAE2M-CGBH44OPAS1	2129	2213	2296	2462	2629	2797	2962	3129	3463
44" Open Polymer Arm Center Unit, Guest Back, Brushed Nickel Leg Base									
FAE2M-CGBH44OPAN1	2335	2419	2502	2668	2835	3003	3168	3335	3669
44" Closed Polymer Arm Center Unit, Guest Back, Silver Metallic Leg Base									
FAE2M-CGBH44CPAS1	2391	2485	2578	2769	2959	3147	3338	3527	3906
44" Closed Polymer Arm Center Unit, Guest Back, Brushed Nickel Leg Base									
FAE2M-CGBH44CPAN1	2597	2690	2784	2975	3165	3353	3544	3733	4112
Center - Sled Base	44" Open Polymer Arm Center Unit, Guest Back, Silver Metallic Sled Base								
 FAE2M-CGBH44OPAS2	2337	2420	2504	2670	2837	3004	3171	3337	3671
44" Open Polymer Arm Center Unit, Guest Back, Brushed Nickel Sled Base									
FAE2M-CGBH44OPAN2	2543	2626	2710	2876	3043	3210	3377	3542	3876
44" Closed Polymer Arm Center Unit, Guest Back, Silver Metallic Sled Base									
FAE2M-CGBH44CPAS2	2780	2888	2994	3206	3419	3631	3844	4056	4482
44" Closed Polymer Arm Center Unit, Guest Back, Brushed Nickel Sled Base									
FAE2M-CGBH44CPAN2	2986	3093	3199	3411	3625	3837	4050	4262	4688
44" Two Panel Fully Closed Polymer Arm Center Unit, Guest Back, Silver Metallic Sled Base									
FAE2M-CGBH442PPFAS2	2476	2592	2707	2905	3112	3320	3533	3748	4142
44" Two Panel Fully Closed Polymer Arm Center Unit, Guest Back, Brushed Nickel Sled Base									
FAE2M-CGBH442PPAN2	2682	2798	2913	3111	3318	3526	3738	3953	4347
44" Single Panel Fully Closed Polymer Arm Center Unit, Guest Back, Silver Metallic Sled Base									
FAE2M-CGBH441PPFAS2	2657	2799	2941	3165	3405	3647	3899	4154	4598
44" Single Panel Fully Closed Polymer Arm Center Unit, Guest Back, Brushed Nickel Sled Base									
FAE2M-CGBH441PPAN2	2863	3005	3147	3371	3611	3853	4104	4359	4803

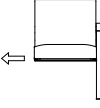
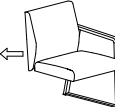
ORDERING NOTES: Faeron Metal chairs can be specified with a Wood Arm (WA) or a Solid Surface Arm (SA), replace "PA" in the model number with the **Arm Style** selection below and add the upcharge listed. **Patient backs** are available on multiple units, please change the model number FAE2M-CGBH to FAE2M-CPBH, and add the upcharges on page 15 per back.

Faeron Behavioral Health Option Upcharges	\$ List	\$ List
Solid Surface Arm (each) - Gr A White	274	Ganging Bracket
Solid Surface Arm (each) - Gr A Color	285	Combination Upholstery - Dual
Solid Surface Arm (each) - Gr B	306	Combination Upholstery - Three
Solid Surface Arm (each) - Gr C	323	Removeable Seat Cover (per seat)
Wood Arm (WA) - (per pair)	205	Removeable Back Cover (per back)
Floor Anchor Brackets (Sleigh base only)	153	CAL 133 & Moisture Barrier (per yard)
Springless Seat	117	

PRODUCT CODE KEY

Line	Series	Chair Type	Size	Arm Type	Arm Style	Metal Finish	Base Type
FAE	2M	SGBH	21	O	PA	S	1
Faeron	Chair	Start-Guest Seating		Open Arm	Polymer Arm	Silver Metallic	Leg Base
		CGBH	24	C	WA	N	2
		Center-Guest Seating		Closed Arm	Wood Arm	Brushed Nickel	Sled Base
		EGBH	30	2PF	SA		
		End-Guest Seating		Two Panel Fully Closed Arm	Solid Surface Arm		
			44	1PF			
				Single Panel Fully Closed Arm			

FAERON METAL BEHAVIORAL HEALTH | MULTIPLE SEATING - START, CENTER & END UNITS

DESCRIPTION/MODEL	COM		COL		FABRIC GRADES			LEATHER	
	1	2	3	4	5	6	7	8	9
End - Leg Base									
 21" Open Polymer Arm End Unit, Guest Back, Silver Metallic Leg Base FAE2M-EGBH21OPAS1	1363	1409	1457	1548	1640	1733	1823	1916	2099
21" Open Polymer Arm End Unit, Guest Back, Brushed Nickel Leg Base FAE2M-EGBH21OPAN1	1569	1615	1663	1754	1846	1939	2029	2121	2305
21" Closed Polymer Arm End Unit, Guest Back, Silver Metallic Leg Base FAE2M-EGBH21CPAS1	1624	1683	1739	1855	1970	2084	2199	2313	2544
21" Closed Polymer Arm End Unit, Guest Back, Brushed Nickel Leg Base FAE2M-EGBH21CPAN1	1830	1888	1945	2061	2176	2290	2405	2518	2749
End - Sled Base									
 21" Open Polymer Arm End Unit, Guest Back, Silver Metallic Sled Base FAE2M-EGBH21OPAS2	1435	1481	1529	1620	1712	1805	1895	1988	2171
21" Open Polymer Arm End Unit, Guest Back, Brushed Nickel Sled Base FAE2M-EGBH21OPAN2	1641	1687	1735	1826	1918	2011	2101	2193	2377
21" Closed Polymer Arm End Unit, Guest Back, Silver Metallic Sled Base FAE2M-EGBH21CPAS2	1696	1755	1811	1927	2042	2156	2271	2385	2616
21" Closed Polymer Arm End Unit, Guest Back, Brushed Nickel Sled Base FAE2M-EGBH21CPAN2	1902	1960	2017	2133	2248	2362	2477	2590	2821
21" Two Panel Fully Closed Polymer Arm End Unit, Guest Back, Silver Metallic Sled Base FAE2M-EGBH212PPFAS2	1710	1788	1867	1991	2123	2255	2394	2534	2778
21" Two Panel Fully Closed Polymer Arm End Unit, Guest Back, Brushed Nickel Sled Base FAE2M-EGBH212PPAN2	1916	1994	2073	2196	2329	2461	2599	2740	2984
21" Single Panel Fully Closed Polymer Arm End Unit, Guest Back, Silver Metallic Sled Base FAE2M-EGBH211PPFAS2	1891	1995	2101	2251	2416	2582	2760	2940	3234
21" Single Panel Fully Closed Polymer Arm End Unit, Guest Back, Brushed Nickel Sled Base FAE2M-EGBH211PPAN2	2097	2201	2307	2456	2622	2788	2965	3146	3440

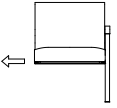
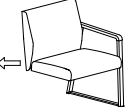
ORDERING NOTES: Faeron Metal chairs can be specified with a Wood Arm (WA) or a Solid Surface Arm (SA), replace "PA" in the model number with the **Arm Style** selection below and add the upcharge listed. **Patient backs** are available on multiple units, please change the model number FAE2M-EGBH to FAE2M-EPBH, and add the upcharges on page 15 per back.

Faeron Behavioral Health Option Upcharges	\$ List	\$ List
Kinetic Back	115	Supplemental Weight - 21"
Solid Surface Arm (each) - Gr A White	274	Supplemental Weight - 24"
Solid Surface Arm (each) - Gr A Color	285	Ganging Bracket
Solid Surface Arm (each) - Gr B	306	Combination Upholstery - Dual
Solid Surface Arm (each) - Gr C	323	Combination Upholstery - Three
Wood Arm (WA) - (per pair)	205	Removeable Seat Cover (per seat)
Floor Anchor Brackets (Sleigh base only)	153	Removable Back Cover (per back)
Springless Seat	117	CAL 133 & Moisture Barrier (per yard)

PRODUCT CODE KEY

Line	Series	Chair Type	Size	Arm Type	Arm Style	Metal Finish	Base Type
FAE	2M	SGBH	21	O	PA	S	1
Faeron	Chair	Start-Guest Seating		Open Arm	Polymer Arm	Silver Metallic	Leg Base
		CGBH	24	C	WA	N	2
		Center-Guest Seating		Closed Arm	Wood Arm	Brushed Nickel	Sled Base
		EGBH	30	2PF	SA		
		End-Guest Seating		Two Panel Fully Closed Arm	Solid Surface Arm		
			44	1PF			
				Single Panel Fully Closed Arm			

FAERON METAL BEHAVIORAL HEALTH | MULTIPLE SEATING - START, CENTER & END UNITS

DESCRIPTION/MODEL	COM		COL		FABRIC GRADES			LEATHER	
	1	2	3	4	5	6	7	8	9
End - Leg Base 	24" Open Polymer Arm End Unit, Guest Back, Silver Metallic Leg Base FAE2M-EGBH24OPAS1								
	1468	1512	1559	1652	1742	1836	1927	2020	2203
	24" Open Polymer Arm End Unit, Guest Back, Brushed Nickel Leg Base FAE2M-EGBH24OPAN1								
	1674	1718	1764	1858	1948	2042	2133	2225	2409
24" Closed Polymer Arm End Unit, Guest Back, Silver Metallic Leg Base FAE2M-EGBH24CPAS1									
1728	1785	1843	1959	2073	2189	2303	2419	2647	
24" Closed Polymer Arm End Unit, Guest Back, Brushed Nickel Leg Base FAE2M-EGBH24CPAN1									
1934	1990	2049	2165	2279	2395	2509	2625	2852	
End - Sled Base 	24" Open Polymer Arm End Unit, Guest Back, Silver Metallic Sled Base FAE2M-EGBH24OPAS2								
	1540	1584	1631	1724	1814	1908	1999	2092	2275
	24" Open Polymer Arm End Unit, Guest Back, Brushed Nickel Sled Base FAE2M-EGBH24OPAN2								
	1746	1790	1836	1930	2020	2114	2205	2297	2481
	24" Closed Polymer Arm End Unit, Guest Back, Silver Metallic Sled Base FAE2M-EGBH24CPAS2								
	1800	1857	1915	2031	2145	2261	2375	2491	2719
	24" Closed Polymer Arm End Unit, Guest Back, Brushed Nickel Sled Base FAE2M-EGBH24CPAN2								
	2006	2062	2121	2237	2351	2467	2581	2697	2924
24" Two Panel Fully Closed Polymer Arm End Unit, Guest Back, Silver Metallic Sled Base FAE2M-EGBH242PPFAS2									
1815	1891	1969	2095	2225	2358	2498	2638	2882	
24" Two Panel Fully Closed Polymer Arm End Unit, Guest Back, Brushed Nickel Sled Base FAE2M-EGBH242PPAN2									
2021	2097	2175	2300	2431	2564	2703	2844	3088	
24" Single Panel Fully Closed Polymer Arm End Unit, Guest Back, Silver Metallic Sled Base FAE2M-EGBH241PPFAS2									
1996	2098	2203	2355	2518	2685	2864	3044	3338	
24" Single Panel Fully Closed Polymer Arm End Unit, Guest Back, Brushed Nickel Sled Base FAE2M-EGBH241PPAN2									
2202	2304	2409	2560	2724	2891	3069	3250	3544	

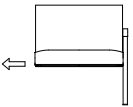
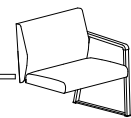
ORDERING NOTES: Faeron Metal chairs can be specified with a Wood Arm (WA) or a Solid Surface Arm (SA), replace "PA" in the model number with the **Arm Style** selection below and add the upcharge listed. **Patient backs** are available on multiple units, please change the model number FAE2M-EGBH to FAE2M-EPBH, and add the upcharges on page 15 per back.

Faeron Behavioral Health Option Upcharges	\$ List	\$ List
Kinetic Back	115	Supplemental Weight - 21"
Solid Surface Arm (each) - Gr A White	274	Supplemental Weight - 24"
Solid Surface Arm (each) - Gr A Color	285	Ganging Bracket
Solid Surface Arm (each) - Gr B	306	Combination Upholstery - Dual
Solid Surface Arm (each) - Gr C	323	Combination Upholstery - Three
Wood Arm (WA) - (per pair)	205	Removeable Seat Cover (per seat)
Floor Anchor Brackets (Sleigh base only)	153	Removeable Back Cover (per back)
Springless Seat	117	CAL 133 & Moisture Barrier (per yard)

PRODUCT CODE KEY

Line	Series	Chair Type	Size	Arm Type	Arm Style	Metal Finish	Base Type
FAE	2M	SGBH	21	O	PA	S	1
Faeron	Chair	Start-Guest Seating		Open Arm	Polymer Arm	Silver Metallic	Leg Base
		CGBH	24	C	WA	N	2
		Center-Guest Seating		Closed Arm	Wood Arm	Brushed Nickel	Sled Base
		EGBH	30	2PF	SA		
		End-Guest Seating		Two Panel Fully Closed Arm	Solid Surface Arm		
			44	1PF			
				Single Panel Fully Closed Arm			

FAERON METAL BEHAVIORAL HEALTH | MULTIPLE SEATING - START, CENTER & END UNITS

DESCRIPTION/MODEL	COM		COL		FABRIC GRADES			LEATHER		
	1	2	3	4	5	6	7	8	9	
End - Leg Base 	30" Open Polymer Arm End Unit, Guest Back, Silver Metallic Leg Base									
	FAE2M-EGBH30OPAS1	1707	1774	1839	1973	2103	2235	2370	2501	2766
	30" Open Polymer Arm End Unit, Guest Back, Brushed Nickel Leg Base									
	FAE2M-EGBH30OPAN1	1913	1980	2045	2179	2309	2441	2576	2707	2971
	30" Closed Polymer Arm End Unit, Guest Back, Silver Metallic Leg Base									
	FAE2M-EGBH30CPAS1	1967	2045	2123	2277	2434	2588	2744	2898	3210
	30" Closed Polymer Arm End Unit, Guest Back, Brushed Nickel Leg Base									
	FAE2M-EGBH30CPAN1	2172	2251	2329	2483	2640	2794	2949	3104	3416
End - Sled Base 	30" Open Polymer Arm End Unit, Guest Back, Silver Metallic Sled Base									
	FAE2M-EGBH30OPAS2	1779	1846	1911	2045	2175	2307	2442	2573	2838
	30" Open Polymer Arm End Unit, Guest Back, Brushed Nickel Sled Base									
	FAE2M-EGBH30OPAN2	1851	1918	1983	2117	2247	2379	2514	2645	2910
	30" Closed Polymer Arm End Unit, Guest Back, Silver Metallic Sled Base									
	FAE2M-EGBH30CPAS2	2039	2117	2195	2349	2506	2660	2816	2970	3282
	30" Closed Polymer Arm End Unit, Guest Back, Brushed Nickel Sled Base									
	FAE2M-EGBH30CPAN2	2244	2323	2401	2555	2712	2866	3021	3176	3488
30" Two Panel Fully Closed Polymer Arm End Unit, Guest Back, Silver Metallic Sled Base										
FAE2M-EGBH302PPFAS2	2054	2153	2250	2415	2586	2758	2940	3120	3444	
30" Two Panel Fully Closed Polymer Arm End Unit, Guest Back, Brushed Nickel Sled Base										
FAE2M-EGBH302PPAN2	2126	2225	2322	2487	2658	2830	3012	3192	3516	
30" Single Panel Fully Closed Polymer Arm End Unit, Guest Back, Silver Metallic Sled Base										
FAE2M-EGBH301PPFAS2	2235	2360	2484	2675	2879	3085	3306	3526	3900	
30" Single Panel Fully Closed Polymer Arm End Unit, Guest Back, Brushed Nickel Sled Base										
FAE2M-EGBH301PPAN2	2307	2432	2556	2747	2951	3157	3378	3598	3972	

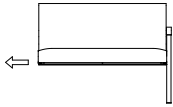

ORDERING NOTES: Faeron Metal chairs can be specified with a Wood Arm (WA) or a Solid Surface Arm (SA), replace "PA" in the model number with the **Arm Style** selection below and add the upcharge listed. **Patient backs** are available on multiple units, please change the model number FAE2M-EGBH to FAE2M-EPBH, and add the upcharges on page 15 per back.

Faeron Behavioral Health Option Upcharges	\$ List	\$ List
Solid Surface Arm (each) - Gr A White	274	Supplemental Weight - 30"
Solid Surface Arm (each) - Gr A Color	285	Ganging Bracket
Solid Surface Arm (each) - Gr B	306	Combination Upholstery - Dual
Solid Surface Arm (each) - Gr C	323	Combination Upholstery - Three
Wood Arm (WA) - (per pair)	205	Removeable Seat Cover (per seat)
Floor Anchor Brackets (Sleigh base only)	153	Removeable Back Cover (per back)
Springless Seat	117	CAL 133 & Moisture Barrier (per yard)

PRODUCT CODE KEY

Line	Series	Chair Type	Size	Arm Type	Arm Style	Metal Finish	Base Type
FAE	2M	SGBH	21	O	PA	S	1
Faeron	Chair	Start-Guest Seating		Open Arm	Polymer Arm	Silver Metallic	Leg Base
		CGBH	24	C	WA	N	2
		Center-Guest Seating		Closed Arm	Wood Arm	Brushed Nickel	Sled Base
		EGBH	30	2PF	SA		
		End-Guest Seating		Two Panel Fully Closed Arm	Solid Surface Arm		
			44	1PF			
				Single Panel Fully Closed Arm			

FAERON METAL BEHAVIORAL HEALTH | MULTIPLE SEATING - START, CENTER & END UNITS

DESCRIPTION/MODEL	COM		COL		FABRIC GRADES			LEATHER		
	1	2	3	4	5	6	7	8	9	
End - Leg Base										
	44" Open Polymer Arm End Unit, Guest Back, Silver Metallic Leg Base FAE2M-EGBH44OPAS1	2129	2213	2296	2462	2629	2797	2962	3129	3463
	44" Open Polymer Arm End Unit, Guest Back, Brushed Nickel Leg Base FAE2M-EGBH44OPAN1	2335	2419	2502	2668	2835	3003	3168	3335	3669
	44" Closed Polymer Arm End Unit, Guest Back, Silver Metallic Leg Base FAE2M-EGBH44CPAS1	2391	2485	2578	2769	2959	3147	3338	3527	3906
	44" Closed Polymer Arm End Unit, Guest Back, Brushed Nickel Leg Base FAE2M-EGBH44CPAN1	2597	2690	2784	2975	3165	3353	3544	3733	4112
End - Sled Base										
	44" Open Polymer Arm End Unit, Guest Back, Silver Metallic Sled Base FAE2M-EGBH44OPAS2	2337	2420	2504	2670	2837	3004	3171	3337	3671
	44" Open Polymer Arm End Unit, Guest Back, Brushed Nickel Sled Base FAE2M-EGBH44OPAN2	2543	2626	2710	2876	3043	3210	3377	3542	3876
	44" Closed Polymer Arm End Unit, Guest Back, Silver Metallic Sled Base FAE2M-EGBH44CPAS2	2780	2888	2994	3206	3419	3631	3844	4056	4482
	44" Closed Polymer Arm End Unit, Guest Back, Brushed Nickel Sled Base FAE2M-EGBH44CPAN2	2986	3093	3199	3411	3625	3837	4050	4262	4688
	44" Two Panel Fully Closed Polymer Arm End Unit, Guest Back, Silver Metallic Sled Base FAE2M-EGBH442PPAS2	2476	2592	2707	2905	3112	3320	3533	3748	4142
	44" Two Panel Fully Closed Polymer Arm End Unit, Guest Back, Brushed Nickel Sled Base FAE2M-EGBH442PPAN2	2682	2798	2913	3111	3318	3526	3738	3953	4347
	44" Single Panel Fully Closed Polymer Arm End Unit, Guest Back, Silver Metallic Sled Base FAE2M-EGBH441PPAS2	2657	2799	2941	3165	3405	3647	3899	4154	4598
	44" Single Panel Fully Closed Polymer Arm End Unit, Guest Back, Brushed Nickel Sled Base FAE2M-EGBH441PPAN2	2863	3005	3147	3371	3611	3853	4104	4359	4803

ORDERING NOTES: Faeron Metal chairs can be specified with a Wood Arm (WA) or a Solid Surface Arm (SA), replace "PA" in the model number with the **Arm Style** selection below and add the upcharge listed. **Patient backs** are available on multiple units, please change the model number FAE2M-EGBH to FAE2M-EPBH, and add the upcharges on page 15 per back.

Faeron Behavioral Health Option Upcharges	\$ List	\$ List
Solid Surface Arm (each) - Gr A White	274	Ganging Bracket
Solid Surface Arm (each) - Gr A Color	285	Combination Upholstery - Dual
Solid Surface Arm (each) - Gr B	306	Combination Upholstery - Three
Solid Surface Arm (each) - Gr C	323	Removeable Seat Cover (per seat)
Wood Arm (WA) - (per pair)	205	Removable Back Cover (per back)
Floor Anchor Brackets (Sleigh base only)	153	CAL 133 & Moisture Barrier (per yard)
Springless Seat	117	

PRODUCT CODE KEY

Line	Series	Chair Type	Size	Arm Type	Arm Style	Metal Finish	Base Type
FAE	2M	SGBH	21	O	PA	S	1
Faeron	Chair	Start-Guest Seating		Open Arm	Polymer Arm	Silver Metallic	Leg Base
		CGBH	24	C	WA	N	2
		Center-Guest Seating		Closed Arm	Wood Arm	Brushed Nickel	Sled Base
		EGBH	30	2PF	SA		
		End-Guest Seating		Two Panel Fully Closed Arm	Solid Surface Arm		
			44	1PF			
				Single Panel Fully Closed Arm			

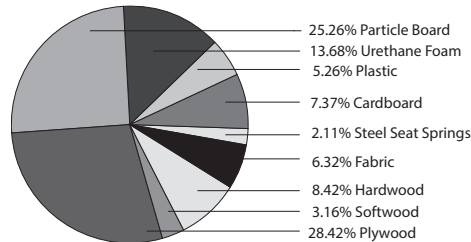
FAERON LOUNGE BEHAVIORAL HEALTH | ENVIRONMENTAL SUMMARY

LEED CI CREDITS

Lounge Seating



Material Content:



PRE-CONSUMER
RECYCLED CONTENT = 12.89%

POST-CONSUMER
RECYCLED CONTENT = 7.84%

Up to 14.95% of this Faeron Metal product is recyclable at the end of its useful life.

CONTRIBUTES TO

CREDIT	CONTRIBUTES TO	POINTS
CREDIT 2.1 - 2.2	Construction Waste Management	1-2 point(s)
CREDIT 3.3	Resource Reuse	1 point
CREDIT 4.1	Recycled Content	1 point
CREDIT 4.5	Low Emitting Materials, Systems & Seating	1 point
CREDIT 5.1	Regional Materials*	1 point
CREDIT 7	Certified Wood (MUST BE REQUESTED)	1 point(s)

*This credit is only applicable if in total 20% of the combined value of the procurement of construction materials and in the furniture are manufactured within a radius of 500 miles. This credit will apply if the installation of the finished product occurs within 500 miles of Kitchener, Ontario.

level® CERTIFICATION, AIR EMISSIONS AND FSC® CERTIFICATION



level® CERTIFICATION

BIFMA's e3 Furniture Sustainability Standard is a voluntary, multi-attribute standard that measures the degree of sustainability of furniture. This standard evaluates product and company environmental attributes and compliance systems in a wide range of elements which include Materials, Energy & Atmosphere, Human & Ecosystem Health and Social Responsibility. Faeron products have earned level®, BIFMA's sustainability certification program for furniture, certification through third-party verification against the e3 standard.

AIR-EMISSIONS

All Faeron products are supplied with air-emissions certified. Contact customer service for information.



FSC®

In 2005, Krug received Forest Stewardship Council® (FSC®) Chain-of-Custody certification for our manufacturing facilities. The FSC® Chain-of-Custody tracks certified wood from seedling to final sale. It verifies that the material for our FSC certified products only come from well-managed, FSC®-certified forests and other controlled sources. FSC® is dedicated to the promotion of responsible forest management worldwide helping to take care of forests for future generations. Faeron and other Krug products can be specified with FSC® Certification. Contact customer service for further information, pricing and lead times.



Architects, designers, and building professionals can specify FSC®-certified products in order to achieve a point from the U.S. Green Building Council's Leadership in Energy and Environmental Design (LEED) Rating System.

FAERON LOUNGE BEHAVIORAL HEALTH | FEATURES



ARM PANEL POLYMER BASE

Faeron Metal Behavioral Health lounge seating is available with a ligature-resistant, cleanable, Grey polymer base securely fastened to the arm panel.




PLINTH BASE

Faeron Metal Behavioral Health lounge seating is also available with an Grey polymer plinth base that restricts access to the interior of the chair and dirt and debris from accumulating under the chair.



WALL SAVER

Faeron Lounge models feature a wall saver feature. The angle of the back is designed to keep the back away from the wall, to prevent wear and damage to both the chairs and to the walls of the facility.



LIGATURE RISK REDUCTION

Faeron Metal Behavioral Health lounge seating has been designed with ligature-resistant features such as closed arm panels and legless base options to significantly reduce anchor points.



RESTRICTED ACCESS UPHOLSTERY

This feature provides complete closure and elimination of the standard clean out space between seat, back and arm panels in the - hindering the use of these areas for hiding contraband. This feature reduces the ability to utilize the product for ligature.




TAMPER-RESISTANT HARDWARE

Tamper-resistant hardware is utilized in the construction of all Faeron Metal Behavioral Health seating. The specific tools needed to remove components for maintenance and replacement can be purchased from Krug..



INACCESSIBLE STAPLES

All staples on this product are covered and made inaccessible with a use of polymer underseat shield, fastened with tamper-resistant hardware.



UNDERSEAT SHIELD

The polymer shield is attached with tamper-resistant hardware. It is designed to restrict access to the interior of the chair.

SECURED GLIDES

The glides are screwed in place using temper resistant screws to hinder their removal. They can be field-replaced with the use of tools.

LATEX FREE

Krug products are made with latex-free materials to prevent the allergic reaction that latex causes in some people.

FINISH DURABILITY

The Krug finish, a proprietary catalyzed varnish formulation, has been repeatedly shown, through independent laboratory testing, to be the industry leader in durability and abrasion resistance. The Krug finish looks better longer than competitors, and is uniquely suited to the demands of healthcare environments.

WEIGHT CAPACITIES

Tested to meet or exceed the BIFMA X5.4 Lounge Standard

One-Seat - 500 lbs

One-Seat - Plus - 750 lbs

One-seat Wide - 500 lbs

One-seat Wide Plus - 750 lbs

Two-Seat - 625 lbs

Two-Seat Plus- 975 lbs

Three - Seat - 850 lbs


Three - Seat Plus- 1200 lbs

FAERON LOUNGE BEHAVIORAL HEALTH | OPTIONS



POLYMER ARM CAP

The optional Polymer Arm cap provides a fully seamless armrest for enhanced durability, protection and cleanability. It is available in Black, Grey and Taupe, and is replaceable if it become damaged or degraded.



WOOD ARM CAP

The optional Wood Arm cap provides a fully seamless armrest for enhanced durability, protection and cleanability. It is available in all standard wood finishes, and are replaceable if they become damaged or degraded.



SOLID SURFACE ARM CAP

The optional Solid Surface Arm cap provides a fully seamless armrest for enhanced durability, protection and cleanability. It is available in 8 standard Corian colors, and custom colors (at an upcharge). Arms are replaceable if they become damaged or degraded. Solid Surface not recommended for lower acuity environments.



PANEL ARM METAL BASE

An optional powder coated steel panel base is available on Faeron Metal Behavioral Health lounge seating. The base is ligature resistant and installed with tamper-resistant hardware.



ANCHOR BRACKETS

Heavy duty tamper-resistant anchor brackets are available to secure the chair to the floor.



COMBINATION UPHOLSTERY OPTIONS

When combination upholstery is specified with fabric of the same grade or COM, an upcharge for dual fabrics is \$32 list per unit and \$61 list per unit for three fabrics will be applied. When graded in combination upholstery is selected, use the highest grade upholstery selected or to obtain a quote for blended grading contact Customer Service (please provide the fabrics specified and location of where each fabric is to be applied on the product).

SUPPLEMENTAL WEIGHT

Optional supplemental weight can be specified for additional safety and to minimize risk of weaponization. The standard polymer shield is replaced with a heavy gauge steel shield that increase the overall weight to at least 80 lbs.

REMOVABLE/REPLACEABLE UPHOLSTERY

Removable upholstery covers can be specified on this product, to facilitate cleaning and assist with infection control. They utilize tamper-resistant hardware, and inaccessible staples. Replacement upholstery covers have the same features, and can be field installed with tamper-resistant fastener tools.

CAL133 & MOISTURE BARRIER

California Technical Bulletin 133 is a flammability test for seating. Krug offers a compliance method, in combination with non-flammable upholstery covers, may enable products to meet certification requirements for this test. This process at the same time also provides the products with a Moisture Barrier - a treatment that helps to prevent the passage of liquids and moisture to inside of the upholstered components - thereby conferring sanitary and anti-infection benefits. So when CAL 133 is specified, the product also automatically has a Moisture Barrier, and when a Moisture Barrier is specified, the product also features the compliance method and low flammability features of CAL 133.

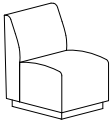
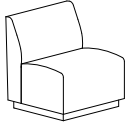

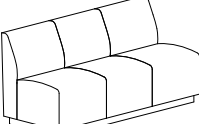
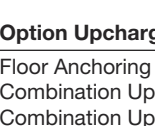
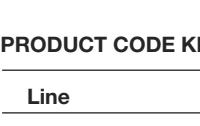


The application of this up-charge and the compliance method does not mean that the specific configuration of product and upholstery cover are tested and officially certified as being CAL133 compliant. If the official certification is required, Krug will provide this (through an independent certified testing laboratory) at a charge of \$874 per item, plus the cost of the product to be tested. Lead time for certification testing is typically 4-8 weeks. Krug assumes no responsibility for the testing of our products in combination with upholstery covers, or for the results of any testing conducted. Some specific configurations of products and upholstery have already been tested. Please contact Customer Service for additional information.

FAERON LOUNGE BEHAVIORAL HEALTH | DIMENSIONS & COM

DIMENSIONS & COM REQUIREMENTS

	Overall Width	Overall Depth	Overall Height	Seat Height	Height of Arms from Floor	Width between Arms	Seat Depth	Shipping Weight	Cube	COM YDG Entire	COM YDG Seat Only	COM YDG Back Only	COM YDG Arm Only (pair)
One Seat - Armless, Plinth Base													
Lounge	23	28.5	31.5	17.8	-	-	21	74	20	3.2	1.4	1.8	-
High Back	23	28.5	41.5	17.8	-	-	21	80	24	3.8	1.4	2.4	-
One Seat - Upholstered Arm, Plinth Base													
Lounge	28	30	31.5	17.8	24	23	21	114	20	6.3	1.4	1.8	3.1
High Back	28	30	41.5	17.8	24	23	21	120	24	6.9	1.4	2.4	3.1
One Seat - Upholstered Arm Panel w/ Polymer Base													
Lounge	28	31	31.5	17.8	24	23	21	95	20	6.2	1.3	1.7	3.2
High Back	28	31	41.5	17.8	24	23	21	100	24	6.8	1.3	2.3	3.2
One Seat - Upholstered Arm Panel w/ Metal Base													
Lounge	28	30	31.5	17.8	24	23	21	97	20	6.2	1.3	1.7	3.2
High Back	28	30	41.5	17.8	24	23	21	102	24	6.8	1.3	2.3	3.2
One Seat Wide - Armless, Plinth Base													
Lounge	30	28.5	31.5	17.8	-	-	21	88	23	3.4	1.6	1.8	-
High Back	30	28.5	41.5	17.8	-	-	21	94	27	4	1.6	2.4	-
One Seat Wide - Upholstered Arm, Plinth Base													
Lounge	35	30	31.5	17.8	24	23	21	128	23	6.5	1.6	1.8	3.1
High Back	35	30	41.5	17.8	24	23	21	134	27	7.1	1.6	2.4	3.1
One Seat Wide - Upholstered Arm Panel w/ Polymer Base													
Lounge	35	31	31.5	17.8	24	23	21	107	23	6.4	1.5	1.7	3.2
High Back	35	31	41.5	17.8	24	23	21	113	27	7	1.5	2.3	3.2
One Seat Wide - Upholstered Arm Panel w/ Metal Base													
Lounge	35	30	31.5	17.8	24	23	21	109	23	6.4	1.5	1.7	3.2
High Back	35	30	41.5	17.8	24	23	21	114	27	7	1.5	2.3	3.2
Two Seat - Armless, Plinth Base													
Lounge	46	28.5	31.5	17.8	-	-	21	124	36	4.5	1.8	2.7	-
High Back	46	28.5	41.5	17.8	-	-	21	135	43	5.4	1.8	3.6	-
Two Seat - Upholstered Arm, Plinth Base													
Lounge	51	30	31.5	17.8	24	23	21	164	36	7.6	1.8	2.7	3.1
High Back	51	30	41.5	17.8	24	23	21	175	43	8.5	1.8	3.6	3.1
Two Seat - Upholstered Arm Panel w/ Polymer Base													
Lounge	51	31	31.5	17.8	24	23	21	140	36	7.50	1.7	2.6	3.2
High Back	51	31	41.5	17.8	24	23	21	149	43	8.40	1.7	3.5	3.2
Two Seat - Upholstered Arm Panel w/ Metal Base													
Lounge	51	30	31.5	17.8	24	23	21	141	36	7.50	1.7	2.6	3.2
High Back	51	30	41.5	17.8	24	23	21	150	43	8.40	1.7	3.5	3.2
Three Seat - Armless, Plinth Base													
Lounge	69	28.5	31.5	17.8	-	-	21	172	52	6.1	2.6	3.5	-
High Back	69	28.5	41.5	17.8	-	-	21	187	61	7.4	2.6	4.8	-
Three Seat - Upholstered Arm, Plinth Base													
Lounge	74	30	31.5	17.8	24	23	21	213	52	9.2	2.6	3.5	3.1
High Back	74	30	41.5	17.8	24	23	21	228	61	10.5	2.6	4.8	3.1
Three Seat - Upholstered Arm Panel w/ Polymer Base													
Lounge	74	31	31.5	17.8	24	23	21	183	52	9.1	2.5	3.4	3.2
High Back	74	31	41.5	17.8	24	23	21	196	61	10.4	2.5	4.7	3.2
Three Seat - Upholstered Arm Panel w/ Metal Base													
Lounge	74	30	31.5	17.8	24	23	21	185	52	9.1	2.5	3.4	3.2
High Back	74	30	41.5	17.8	24	23	21	198	61	10.4	2.5	4.7	3.2

FAERON BEHAVIORAL HEALTH | ARMLESS LOUNGE




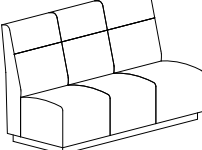
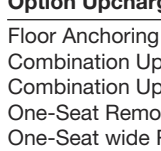
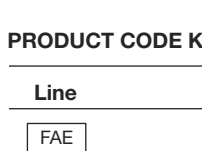


DESCRIPTION/MODEL	COM		COL		FABRIC GRADES			LEATHER	
	1	2	3	4	5	6	7	8	9
	One-Seat, Armless, Plinth Base								
	FAE3-APBHL1H	2040 2163	2286	2409	2562	2716	2900	3085	3315
	One-Seat Plus, Armless, Plinth Base								
	FAE3-APBHLB1H	2105 2228	2351	2474	2627	2781	2965	3150	3380
	One-Seat Wide, Armless, Plinth Base								
	FAE3-APBHL1+H	2243 2374	2504	2635	2798	2961	3157	3353	3598
	One-Seat Wide Plus, Armless, Plinth Base								
	FAE3-APBHLB1+H	2313 2444	2574	2705	2868	3031	3227	3423	3668
	Two-Seat, Armless, Plinth Base								
	FAE3-APBHL2H	3238 3411	3584	3756	3972	4188	4448	4707	5031
	Two-Seat Plus, Armless, Plinth Base								
	FAE3-APBHLB2H	3316 3488	3661	3834	4050	4266	4525	4785	5109
	Three-Seat, Armless, Plinth Base								
	FAE3-APBHL3H	4224 4458	4693	4927	5220	5513	5864	6215	6655
	Three-Seat Plus, Armless, Plinth Base								
	FAE3-APBHLB3H	4357 4592	4826	5060	5353	5646	5997	6349	6788

Option Upcharges	\$ List		\$ List
Floor Anchoring Hardware	90	One-Seat Removable Seat Cover	145
Combination Upholstery - Dual fabrics	32	One-Seat wide Removable Seat Cover	218
Combination Upholstery - Three fabrics	61	Two-Seat Removable Seat Cover	288
One-Seat Removable Back Cover	145	Three-Seat Removable Seat Cover	432
One-Seat wide Removable Back Cover	218	Supplemental Weight	52
Two-Seat Removable Back Cover	288	CAL 133 & Moisture Barrier (per yard)	61
Three-Seat Removable Back Cover	432		

PRODUCT CODE KEY

Line	Series	Chair Type	Size		Base
FAE	3-APBH	L	1	B1	H
Faeron	Behavioral Health Lounge Seating Armless	Lounge	One-Seat	One-Seat Plus	Plinth Base
		H	1+	B1+	
		High Back Lounge	One-Seat Wide	One-Seat Wide Plus	
			2	B2	
			Two-Seat	Two-Seat Plus	
			3	B3	
			Three-Seat	Three-Seat Plus	

FAERON BEHAVIORAL HEALTH | ARMLESS HIGH BACK LOUNGE

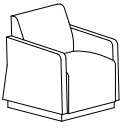
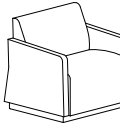
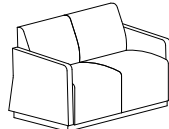
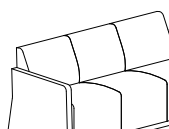
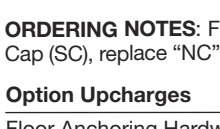
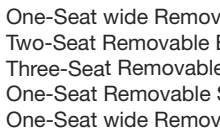
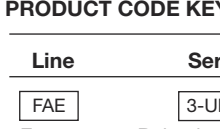

DESCRIPTION/MODEL	COM		COL 3	FABRIC GRADES			LEATHER	9
	1	2		4	5	6		
	One-Seat, Armless, Plinth Base							
	FAE3-APBHH1H	2245 2391	2536	2682	2865	3047	3266	3485
	One-Seat Plus, Armless, Plinth Base							
	FAE3-APBHHB1H	2310 2456	2602	2748	2930	3112	3331	3550
	One-Seat Wide, Armless, Plinth Base							
	FAE3-APBHH1+H	2383 2537	2690	2844	3036	3228	3458	3689
	One-Seat Wide Plus, Armless, Plinth Base							
	FAE3-APBHHB1+H	2453 2607	2760	2914	3106	3298	3529	3759
	Two-Seat, Armless, Plinth Base							
	FAE3-APBHH2H	3529 3737	3944	4152	4411	4670	4981	5292
	Two-Seat Plus, Armless, Plinth Base							
	FAE3-APBHHB2H	3607 3815	4022	4229	4489	4748	5059	5370
	Three-Seat, Armless, Plinth Base							
	FAE3-APBHH3H	4641 4926	5210	5494	5849	6205	6631	7057
	Three-Seat Plus, Armless, Plinth Base							
	FAE3-APBHHB3H	4775 5059	5343	5627	5983	6338	6764	7191

Option Upcharges	\$ List	\$ List
Floor Anchoring Hardware	90	One-Seat Removable Seat Cover
Combination Upholstery - Dual fabrics	32	One-Seat wide Removable Seat Cover
Combination Upholstery - Three fabrics	61	Two-Seat Removable Seat Cover
One-Seat Removable Back Cover	145	Three-Seat Removable Seat Cover
One-Seat wide Removable Back Cover	218	Supplemental Weight
Two-Seat Removable Back Cover	288	CAL 133 & Moisture Barrier (per yard)
Three-Seat Removable Back Cover	432	

PRODUCT CODE KEY

Line	Series	Chair Type	Size		Base
FAE	3-APBH	L	1	B1	H
Faeron	Behavioral Health Lounge Seating Armless	Lounge	One-Seat	One-Seat Plus	Plinth Base
		H	1+	B1+	
		High Back Lounge	One-Seat Wide	One-Seat Wide Plus	
			2	B2	
			Two-Seat	Two-Seat Plus	
			3	B3	
			Three-Seat	Three-Seat Plus	

FAERON BEHAVIORAL HEALTH | LOUNGE

DESCRIPTION/MODEL	COM		COL		FABRIC GRADES			LEATHER	
	1	2	3	4	5	6	7	8	9
	One-Seat, Upholstered Arm, No Arm Cap, Plinth Base								
	FAE3-UPBHL1NCH	2865	3112	3360	3607	3916	4225	4596	4967
	One-Seat Plus, Upholstered Arm, No Arm Cap, Plinth Base								
	FAE3-UPBHLB1NCH	2930	3178	3425	3672	3981	4291	4662	5033
	One-Seat Wide, Upholstered Arm, No Arm Cap, Plinth Base								
	FAE3-UPBHL1+NCH	3128	3383	3638	3893	4212	4531	4913	5296
	One-Seat Wide Plus, Upholstered Arm, No Arm Cap, Plinth Base								
	FAE3-UPBHLB1+NCH	3198	3453	3709	3964	4282	4601	4984	5366
	Two-Seat, Upholstered Arm, No Arm Cap, Plinth Base								
	FAE3-UPBHL2NCH	4080	4378	4675	4972	5344	5715	6161	6607
	Two-Seat Plus, Upholstered Arm, No Arm Cap, Plinth Base								
	FAE3-UPBHLB2NCH	4158	4455	4753	5050	5421	5793	6239	6685
	Three-Seat, Upholstered Arm, No Arm Cap, Plinth Base								
	FAE3-UPBHL3NCH	5084	5443	5801	6160	6608	7057	7595	8133
	Three-Seat Plus, Upholstered Arm, No Arm Cap, Plinth Base								
	FAE3-UPBHLB3NCH	5217	5576	5935	6293	6742	7190	7728	8266

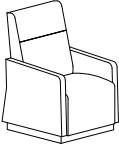
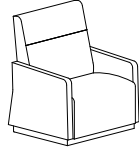
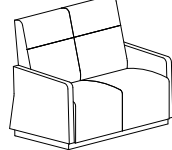
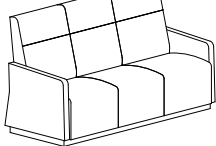
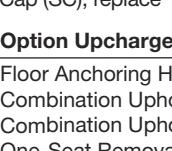
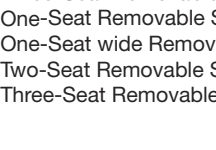
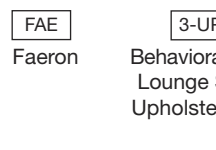

ORDERING NOTES: Faeron Lounge chairs can also be specified with a Polymer Arm Cap (PC), Wood Arm Cap (WC) or a Solid Surface Arm Cap (SC), replace "NC" in the model number with the **Arm Style** selection below and add the upcharge listed.

Option Upcharges	\$ List	\$ List
Floor Anchoring Hardware	90	Supplemental Weight
Combination Upholstery - Dual fabrics	32	CAL 133 & Moisture Barrier (per yard)
Combination Upholstery - Three fabrics	61	Urethane Arm Cap
One-Seat Removable Back Cover	145	Wood Arm Cap
One-Seat wide Removable Back Cover	218	Solid Surface Arm Cap - Gr A White
Two-Seat Removable Back Cover	288	Solid Surface Arm Cap - Gr A Color
Three-Seat Removable Back Cover	432	Solid Surface Arm Cap - Gr B
One-Seat Removable Seat Cover	145	Solid Surface Arm Cap - Gr C
One-Seat wide Removable Seat Cover	218	See page 47 for color selection.
Two-Seat Removable Seat Cover	288	
Three-Seat Removable Seat Cover	432	

PRODUCT CODE KEY

Line	Series	Chair Type	Size		Arm Cap	Base
FAE	3-UPBH	L	1	B1	NC	H
Faeron	Behavioral Health Lounge Seating Upholstered Arm	Lounge	One-Seat	One-Seat Plus	No Cap	Plinth Base
		H	1+	B1+	PC	
		High Back Lounge	One-Seat Wide	One-Seat Wide Plus	Polymer Cap	
			2	B2	SC	
			Two-Seat	Two-Seat Plus	Solid Surface Cap	
			3	B3	WC	
			Three-Seat	Three-Seat Plus	Wood Cap	

FAERON BEHAVIORAL HEALTH | HIGH BACK LOUNGE

DESCRIPTION/MODEL	COM		COL		FABRIC GRADES			LEATHER		
	1	2	3	4	5	6	7	8	9	
	One-Seat, Upholstered Arm, No Arm Cap, Plinth Base									
	FAE3-UPBHH1NCH	3070	3340	3611	3881	4219	4557	4962	5368	5875
	One-Seat Plus, Upholstered Arm, No Arm Cap, Plinth Base									
	FAE3-UPBHHB1NCH	3135	3405	3676	3946	4284	4622	5027	5433	5940
	One-Seat Wide, Upholstered Arm, No Arm Cap, Plinth Base									
	FAE3-UPBHH1+NCH	3268	3546	3824	4102	4450	4797	5214	5632	6153
	One-Seat Wide Plus, Upholstered Arm, No Arm Cap, Plinth Base									
	FAE3-UPBHHB1+NCH	3338	3616	3895	4173	4520	4868	5285	5702	6223
	Two-Seat, Upholstered Arm, No Arm Cap, Plinth Base									
	FAE3-UPBHH2NCH	4372	4704	5036	5367	5782	6197	6695	7192	7815
	Two-Seat Plus, Upholstered Arm, No Arm Cap, Plinth Base									
	FAE3-UPBHHB2NCH	4450	4781	5113	5445	5860	6275	6772	7270	7892
	Three-Seat, Upholstered Arm, No Arm Cap, Plinth Base									
	FAE3-UPBHH3NCH	5500	5909	6318	6726	7237	7748	8361	8974	9740
	Three-Seat Plus, Upholstered Arm, No Arm Cap, Plinth Base									
	FAE3-UPBHHB3NCH	5634	6042	6451	6860	7370	7881	8494	9107	9873

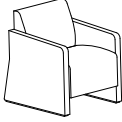
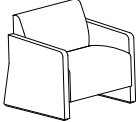
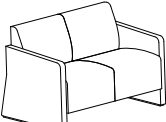
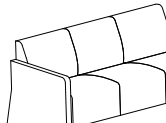
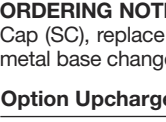
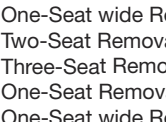
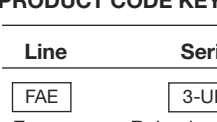

ORDERING NOTES: Faeron Lounge chairs can also be specified with a Polymer Arm Cap (PC), Wood Arm Cap (WC) or a Solid Surface Arm Cap (SC), replace “NC” in the model number with the **Arm Style** selection below and add the upcharge listed.

Option Upcharges	\$ List	\$ List
Floor Anchoring Hardware	90	Supplemental Weight
Combination Upholstery - Dual fabrics	32	CAL 133 & Moisture Barrier (per yard)
Combination Upholstery - Three fabrics	61	Urethane Arm Cap
One-Seat Removable Back Cover	145	Wood Arm Cap
One-Seat wide Removable Back Cover	218	Solid Surface Arm Cap - Gr A White
Two-Seat Removable Back Cover	288	Solid Surface Arm Cap - Gr A Color
Three-Seat Removable Back Cover	432	Solid Surface Arm Cap - Gr B
One-Seat Removable Seat Cover	145	Solid Surface Arm Cap - Gr C
One-Seat wide Removable Seat Cover	218	See page 47 for color selection.
Two-Seat Removable Seat Cover	288	
Three-Seat Removable Seat Cover	432	

PRODUCT CODE KEY

Line	Series	Chair Type	Size		Arm Cap	Base
FAE	3-UPBH	L	1	B1	NC	H
Faeron	Behavioral Health Lounge Seating Upholstered Arm	Lounge	One-Seat	One-Seat Plus	No Cap	Plinth Base
		H	1+	B1+	PC	
		High Back Lounge	One-Seat Wide	One-Seat Wide Plus	Polymer Cap	
			2	B2	SC	
			Two-Seat	Two-Seat Plus	Solid Surface Cap	
			3	B3	WC	
			Three-Seat	Three-Seat Plus	Wood Cap	

FAERON LOUNGE BEHAVIORAL HEALTH | LOUNGE

DESCRIPTION/MODEL	COM		COL	FABRIC GRADES			LEATHER		
	1	2	3	4	5	6	7	8	9
	One-Seat Upholstered Arm Panel with Polymer Base, No Arm Cap								
	FAE3-UBHL1NCG	2790	2946	3101	3256	3450	3644	3876	4109
	One-Seat Plus Upholstered Arm Panel with Polymer Base, No Arm Cap								
	FAE3-UBHLB1NCG	2855	3011	3166	3321	3515	3709	3942	4174
	One-Seat Wide Upholstered Arm Panel with Polymer Base, No Arm Cap								
	FAE3-UBHL1+NCG	3071	3261	3450	3640	3877	4114	4399	4684
	One-Seat Wide Plus Upholstered Arm Panel with Polymer Base, No Arm Cap								
	FAE3-UBHLB1+NCG	3141	3331	3521	3710	3948	4185	4469	4754
	Two-seat Upholstered Arm Panel with Polymer Base, No Arm Cap								
	FAE3-UBHL2NCG	3837	4061	4286	4510	4790	5071	5407	5743
	Two-seat Plus Upholstered Arm Panel with Polymer Base, No Arm Cap								
	FAE3-UBHLB2NCG	3915	4139	4363	4588	4868	5148	5485	5821
	Three-seat Upholstered Arm Panel with Polymer Base, No Arm Cap								
	FAE3-UBHL3NCG	4861	5150	5440	5730	6091	6453	6888	7322
	Three-seat Plus Upholstered Arm Panel with Polymer Base, No Arm Cap								
	FAE3-UBHLB3NCG	4994	5284	5573	5863	6225	6587	7021	7456

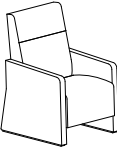
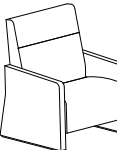
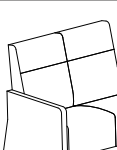
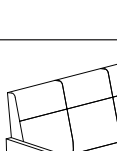

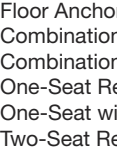
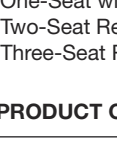

ORDERING NOTES: Faeron Lounge chairs can also be specified with a Polymer Arm Cap (PC), Wood Arm Cap (WC) or a Solid Surface Arm Cap (SC), replace “NC” in the model number with the **Arm Style** selection below and add the upcharge listed. To specify the arm panel with metal base change the “G” to and “M” and upcharge below.

Option Upcharges	\$ List	\$ List
Floor Anchoring Hardware	90	Supplemental Weight
Combination Upholstery - Dual fabrics	32	CAL 133 & Moisture Barrier (per yard)
Combination Upholstery - Three fabrics	61	Arm Panel Metal Base
One-Seat Removable Back Cover	145	Urethane Arm Cap
One-Seat wide Removable Back Cover	218	Wood Arm Cap
Two-Seat Removable Back Cover	288	Solid Surface Arm Cap - Gr A White
Three-Seat Removable Back Cover	432	Solid Surface Arm Cap - Gr A Color
One-Seat Removable Seat Cover	145	Solid Surface Arm Cap - Gr B
One-Seat wide Removable Seat Cover	218	Solid Surface Arm Cap - Gr C
Two-Seat Removable Seat Cover	288	See page 47 for color selection.
Three-Seat Removable Seat Cover	432	

PRODUCT CODE KEY

Line	Series	Chair Type	Size	Arm Cap	Base	
FAE	3-UBH	L	1	B1	NC	G
Faeron	Behavioral Health Lounge Seating Upholstered Arm	Lounge	One-Seat	One-Seat Plus	No Cap	Arm Panel Polymer Base
		H	1+	B1+	PC	M
		High Back Lounge	One-Seat Wide	One-Seat Wide Plus	Polymer Cap	Arm Panel Metal Base
			2	B2	WC	
			Two-Seat	Two-Seat Plus	Wood Cap	
			3	B3	SC	
			Three-Seat	Three-Seat Plus	Solid Surface Cap	

FAERON LOUNGE BEHAVIORAL HEALTH | HIGH BACK LOUNGE

DESCRIPTION/MODEL	COM		COL		FABRIC GRADES			LEATHER	
	1	2	3	4	5	6	7	8	9
	One-Seat Upholstered Arm Panel with Polymer Base, No Arm Cap								
	FAE3-UBHH1NCG	2940	3103	3266	3429	3632	3836	4080	4325
	One-Seat Plus Upholstered Arm Panel with Polymer Base, No Arm Cap								
	FAE3-UBHHB1NCG	3005	3168	3331	3494	3698	3901	4145	4390
	One-Seat Wide Upholstered Arm Panel with Polymer Base, No Arm Cap								
	FAE3-UBHH1+NCG	3197	3410	3623	3836	4101	4367	4687	5006
	One-Seat Wide Plus Upholstered Arm Panel with Polymer Base, No Arm Cap								
	FAE3-UBHHB1+NCG	3268	3480	3693	3906	4172	4438	4757	5076
	Two-seat Upholstered Arm Panel with Polymer Base, No Arm Cap								
	FAE3-UBHH2NCG	4107	4370	4633	4895	5224	5552	5946	6340
	Two-seat Plus Upholstered Arm Panel with Polymer Base, No Arm Cap								
	FAE3-UBHHB2NCG	4185	4448	4710	4973	5301	5630	6024	6418
	Three-seat Upholstered Arm Panel with Polymer Base, No Arm Cap								
	FAE3-UBHH3NCG	5241	5577	5912	6248	6668	7087	7591	8094
	Three-seat Plus Upholstered Arm Panel with Polymer Base, No Arm Cap								
	FAE3-UBHHB3NCG	5374	5710	6046	6381	6801	7221	7724	8228

ORDERING NOTES: Faeron Lounge chairs can also be specified with a Polymer Arm Cap (PC), Wood Arm Cap (WC) or a Solid Surface Arm Cap (SC), replace "NC" in the model number with the **Arm Style** selection below and add the upcharge listed. To specify the arm panel with metal base change the "G" to and "M" and upcharge below.

Option Upcharges	\$ List	\$ List
Floor Anchoring Hardware	90	Supplemental Weight
Combination Upholstery - Dual fabrics	32	CAL 133 & Moisture Barrier (per yard)
Combination Upholstery - Three fabrics	61	Arm Panel Metal Base
One-Seat Removable Back Cover	145	Urethane Arm Cap
One-Seat wide Removable Back Cover	218	Wood Arm Cap
Two-Seat Removable Back Cover	288	Solid Surface Arm Cap - Gr A White
Three-Seat Removable Back Cover	432	Solid Surface Arm Cap - Gr A Color
One-Seat Removable Seat Cover	145	Solid Surface Arm Cap - Gr B
One-Seat wide Removable Seat Cover	218	Solid Surface Arm Cap - Gr C
Two-Seat Removable Seat Cover	288	See page 47 for color selection.
Three-Seat Removable Seat Cover	432	

PRODUCT CODE KEY

Line	Series	Chair Type	Size	Arm Cap	Base	
FAE	3-UBH	L	1	B1	NC	G
Faeron	Behavioral Health Lounge Seating Upholstered Arm	Lounge	One-Seat	One-Seat Plus	No Cap	Arm Panel Polymer Base
		H	1+	B1+	PC	M
		High Back Lounge	One-Seat Wide	One-Seat Wide Plus	Polymer Cap	Arm Panel Metal Base
			2	B2	WC	
			Two-Seat	Two-Seat Plus	Wood Cap	
			3	B3	SC	
			Three-Seat	Three-Seat Plus	Solid Surface Cap	

GENERAL INFORMATION

Terms and Conditions

Net 30 days on approved credit. A late payment charge of 1% per month will be applied on overdue invoices. This charge will be pro-rated to the number of days past 30 days that the invoice is overdue. All applicable sales taxes are extra. Distribution of this price list does not in itself constitute an offer to sell. Orders can be received only from authorized Krug dealers. Acceptance of any order and terms of sale may be established at the discretion of Krug. Deposits are required on orders received from new accounts as well as on large or special orders. Krug reserves the right to discontinue designs, or to change designs, construction, prices, or materials without notice.

Contact Information

Phone: 1.888.578.KRUG (5784) | Fax: 1.519.748.5177

Purchase Order Fax: 1.888.236.4783

Purchase Order E-mail: orders@krug.ca

Web: www.krug.ca E-mail: solutions@krug.ca

Customer Service Hours

Please note customer service hours are:

8:30 am to 5:00 pm est

Customer Satisfaction

It is the primary goal of Krug and our staff to ensure the complete satisfaction of our customers with our products and performance. If a problem arises with a Krug product after the expiration of the limited warranty period, Krug will exercise its best efforts to achieve the satisfaction of the customer in a manner that is fair to all concerned.

Order Acknowledgments

Each order will be acknowledged via e-mail or fax. This acknowledgment is the final agreement between Krug and the customer, superseding all previous communications regarding the purchase order. Where there is a discrepancy on a purchase order between a product code and a description, Krug will make every effort to resolve the discrepancy, but will be ruled by the product code ordered. Please check all acknowledgments for accuracy, and advise Krug of any discrepancies with a purchase order.

Order Cancellation

Krug reserves the right to not accept or allow cancellation of orders. All products are manufactured on a custom-made, make-to-order basis, and the purchasing, engineering and production of orders begins shortly after order placement - and the customer purchase order is a contract that authorizes Krug to manufacture the products. Acceptance of order cancellation (or partial cancellation) is solely at the discretion of Krug, and is dependent on the extent to which engineering, purchasing and manufacturing has been initiated by the time cancellation is requested. No order cancellations (partial or otherwise) are allowable more than 4 weeks from date of order placement (as order production is unable to be terminated by that point), and full payment of the acknowledged order value is required for any orders cancelled after 4 weeks. Cancellations may be allowable in less than 4 weeks after order placement, depending on the extent to which manufacturing has been initiated. An acceptance of order cancellation requires that the purchaser agrees to make payment for all costs incurred to the point of acceptance of cancellation. Cancellation charges include all costs for purchase of dedicated material and components, engineering costs for non-standard products, and all costs for manufacturing completed to that point, as well as a \$367 net charge for processing of the original order and for processing of cancellation invoicing.

Pricing

Krug endeavors to ensure that all prices in this price list reflect accurately our current prices. However, errors do occur and will be rectified through notices to the field. Krug reserves the right to acknowledge pricing that may be different from the price list.

Storage Charges

Krug reserves the right to assess a nominal storage charge if a customer does not accept shipment of an order within a week of the ship date.

Warranty

Krug warrants the construction and the finish of all our products to be free from defects in materials and workmanship for the lifetime of their use. This warranty is applicable to products in use by their original purchaser. This warranty does not apply to components not manufactured by Krug including textiles, which are subject to the specific warranties of those manufacturers, if any. Textiles (fabric, leather, vinyl, or any other covering material) suppliers do not guarantee their products for durability and color fastness, and nor does Krug. Casters, mechanical and electrical components have a warranty of five years from the date of purchase. The Krug warranty does not apply to COM-specified materials, damage caused by a carrier other than Krug, or variation in wood finishes due to natural wood color variation. Krug cannot be held responsible for variations in fabric dye lots from order to order. All fabric is carefully inspected when it is received, but a degree of variation in color should be expected. Repairs or replacement of any defect covered under this warranty by Krug will be made, at our option and method, at no charge to the original purchaser during the warranty period. Krug's judgement is final and binding with respect to the nature or cause of defects or damage, and the necessity or manner of repair or replacement.

This warranty does not apply to defects or damage resulting from:

- normal wear and tear occurring with the use of the product
- negligence, misuse, excessive use, alteration, improper cleaning or repair
- substitution or use of incorrect or unauthorized components or material
- handling or installation that is incorrect, or that causes damage or defect
- damage incurred by a freight carrier other than Krug
- wearing of finishes and fabrics, and normal variations in materials (including dye lot variations)
- properties of natural materials, including wood and leather
- exposure to environments with uncontrolled temperature and humidity (products must be transported, stored and used in climate-controlled conditions)

Note, specific warranties for components and materials not manufactured by Krug:

Jordan Sleepers Heavy-Duty Mechanism, made with heavy gauge steel and minimal moving parts - is backed by a 5-year warranty on the mechanism itself, in addition to the lifetime warranty on the rest of the product. If it does become damaged or degraded, the mechanism can be field-replaced.

Juno and Trevisa Overbed Tables have a 2-year warranty.

Blanket Wrapping

Krug will blanket wrap larger seating orders at customer's request. Please indicate on your purchase order and contact Customer Service.

Export Packaging

Krug is pleased to provide the option for export packaging on all our products, to provide additional protection from damage. For shipments overseas, a quote for export packaging can be provided, based on the products to be ordered and the delivery destination - please contact Customer Service or Bids & Specification Support for more information and a quotation. KRUG is not responsible for shipment damage occurring on overseas shipments

Export Packaging is STRONGLY RECOMMENDED for:

- (A) all shipments outside of the lower 48 states and Canada.
- (B) all shipments that will be held in storage for an extended period prior to installation.

Important: Please note that Krug will not be responsible for damage claims on product shipped or stored in the above conditions but where export packaging has not been utilized.

Dimensions

Dimensions are in inches and approximate, and subject to change without notice. Contact Customer Service if dimensions are critical.

GENERAL INFORMATION

Freight Terms and Conditions

1. All product is shipped FOB the Krug factory. Freight is either pre-paid to the destination or not pre-paid, depending on established customer specific freight terms.

2. Docks at the selected delivery location must be equipped to handle a 53' trailer. If a dock is inadequate for delivery by Krug, Krug will re-deliver to another local location and any additional costs will be charged to the customer.

3. For all deliveries, it is understood that Krug or its agent is making a dock delivery only (equipped to handle a 53' trailer), and any further work of truck unloading, delivery beyond the dock, installation, and removal of packaging is not authorized or paid for by Krug.

4. Drop shipments to the installation site, and timed deliveries, are available on larger shipments (full truckloads or slightly less) at no additional charge. Drop shipments or timed deliveries for smaller shipments may not be available, or if available will require a surcharge. Deliveries on an after hours basis, or on weekends, or any other special requirements, may be subject to a surcharge. Location and contact information, and the requested time of delivery, is required at least one week prior to the acknowledged shipment date. If this information is not provided one week in advance, or if the location or time of the drop shipment is changed less than one week in advance, a surcharge may be applied, and/or the drop shipment may not be scheduled. For deliveries requested Monday to Thursday after 5:00 pm, please apply a surcharge of \$262/shipment. For deliveries requested Monday to Friday before 7:00 am, please apply a surcharge of \$262/shipment. For deliveries requested Friday (after 3:00 pm) or weekends, please apply a surcharge of \$525/shipment. (local times).

5. For all deliveries - whether to the Customer location or drop shipment - any circumstances that result in the delay of our carrier (including unsuitable receiving facilities, or facilities not open or available), service charges will be applied at the rate of \$125/hour. Where re-delivery is necessary because of these circumstances, the full cost of re-delivery will be charged. If Less Than Truck Load is delivering, one hour is allocated to unload. Any additional time required to unload after the first hour is \$125/hour. If a Truck Load is delivering the order, three hours is allocated to unload. Any additional time required to unload is \$125/hour. Direct deliveries to site for large orders are possible, (must exceed \$60,000 net), and accommodate 48 - 53' trailers. Krug is responsible for delivery to the approved delivery address. If an address change is required, this must be authorized by Krug 5 business days prior to ship date. Any additional delivery costs incurred after this time will be charged to the customer.

Product Strength and Durability Testing

All Krug products have been thoroughly tested, and exceed the testing requirements of ANSI/BIFMA seating standard. Specific test results and documentation are available on request.



Installation Support

For assistance please contact Technical Support at 1-888-578-5784 x216 or e-mail installationhelp@krug.ca and you will be directed to the appropriate installation support person.

Damaged Shipments

All Krug product is well engineered, carefully inspected, and expertly loaded onto our trucks at our Distribution Center. If you receive any damaged freight, we ask that you do not refuse the shipment. Krug is not responsible for damage to goods that occurs in transit or

storage. It is the purchaser and/or receiver's responsibility to examine the goods upon receipt and to notify Krug of any damages, overages or shortages. Any discrepancies should be noted on the Bill of Lading. The delivering carrier will not accept responsibility for shortages or damages if signed "clear". Notification of concealed damage claims must be made to Krug Distribution within 5 days of delivery, along with digital pictures if available. All product and packaging must be available for inspection. Krug liability ceases after 5 business days and Krug will not be responsible for concealed damages if shipments are left unopened. Krug is not responsible for the condition of product that is stored or installed in an environment where temperature and humidity are not controlled.

Field Product Report Authorization

Krug's written authorization, in the form of an FPR number, must be obtained prior to incurring charges of any kind if Krug is expected to pay these charges. This includes authorization for returns, field repairs and replacements, post field repairs, installation and delivery charges. Krug reserves the right to have its representative inspect product related to any request for such authorizations, prior to that authorization being provided. Deductions from invoices paid for any charges to Krug, without prior written authorization in the form of an FPR, will not be accepted. Digital photographs may be required to complete the FPR process.

Returns

No merchandise may be returned without Krug's prior written consent. In the event of an authorized return, a Field Product Report (FPR) number will be issued, and a restocking charge will apply. Return transportation charges must be prepaid. Unauthorized returns will not be accepted and will be returned freight collect. All merchandise being returned must be properly packaged in its original or comparable replacement packaging to ensure protection of the product during handling and transportation. Returns on orders duplicated by the customer must be received in their original packaging to be accepted. Product being returned where Krug has authorized its liability for replacement or repair will be thoroughly inspected on its return, and the results compared to the reason for the return stated on the FPR. Any discrepancies, such as additional damage, signs of usage, missing parts, etc., will result in an adjustment to the amount of credit issued.

Custom Capabilities

Over 15% of our orders involve some type of custom work, and we invite our customers to make use of our extensive capabilities.

These include:

- 1) Dimensional customization of standard size products
- 2) Custom finishes
- 3) For larger orders, completely custom-designed products, as well as non-standard wood species can be specified.

Custom orders may require additional production lead times. Contact Engineering at the e-mail address engquotes@krug.ca.

Care and Maintenance Leather

Leather is a natural product and requires very little care during use. Most stains can be removed with a clean dry cloth. For stubborn spots and stains, use a mild non-detergent cleaner, rinse well and let air dry naturally. Do not use saddle soap, cleaning solvents, furniture polish, oils, varnish, abrasive cleaners, soaps or ammonia waters.

Fabric Upholstery

Professional upholstery cleaning is recommended.


Flammability Standards for Krug Textiles - Upholstery Program

- Passes State of California Technical Bulletin CAL 117-2013

Krug Textiles - Stocked Fabric Program

Grade 1

ARLO



308 MIDNIGHT



306 PETROL



908 CHARCOAL



93 SEAL



601 PEARL



84 NUTMEG



62 OATMEAL



90 LIMESTONE

FRANKLIN



47 CAMEL



3009 MIDNIGHT



67 FAWN



97 CINDER



94 METAL



909 BLACK



9004 CHARCOAL




308 PETROL



108 ORCHID

COMRADE



309 MIDNIGHT



84 TEAK



63 LINEN



24 ALPINE



905 IRON



601 SNOW



57 MARIGOLD



31 DUCK EGG

FELICITY



601 IVORY



305 SKY



603 TAUPE



93 COAL



405 HENNA



64 PUTTY



62 FAWN



36 BLUEBERRY

KRUG TEXTILES - UPHOLSTERY FABRICS

Krug Textiles - Stocked Fabric Program

Grade 2

GRADY



25 CAPER



31 SKY




604 FLAX



901 CHAR



93 GRAY



34 SLATE



84 TEAK



98 NICKLE

YATES




84 BIRCH




44 CLAY



87 TAUPE



25 JUNIPER



305 INDIGO



109 CRANBERRY



803 TOAST



92 ZINC



91 SILVER



908 CHARCOAL

MCCOY



608 TUNDRA



601 CREME



908 CHARCOAL




62 COPPER



108 CORDOVAN



32 ROBIN'S EGG




94 MERCURY



84 BARK

ORIS




908 DOMINO



604 BARK



601 CREAM



306 DELFT




902 ZINC



305 MIDNIGHT



64 PUTTY




205 CHARTREUSE


Krug Textiles - Stocked Fabric Program

Grade 3


MORITZ




205 SPEARMINT



61 OYSTER




306 CADET




104 MULBERRY



31 AEGEAN



9008 CHARCOAL



82 CLAY



304 CAPRI

LORENZO



306 INDIGO



24 ALPINE



64 LINEN



91 FLANNEL



32 MIST



601 CREAM



106 HENNA



604 STUCCO

BISCOTTI



302 CAPRI



45 SPICE



61 DESERT



91 GRANITE

INTRIGUE



601 OYSTER



27 OLIVE



4003 OCHRE



908 CHARCOAL



3009 MIDNIGHT



805 PECAN



608 STUCCO



605 STRAW


KRUG TEXTILES - UPHOLSTERY FABRICS

Krug Textiles - Faux Leather Program - Grade 2



Krug Textiles - Leather Program - Grade 8

Please contact Customer Service for specific information on leathers, available colors and lead times.



Krug Textiles - Cut fabric NET price per yard

Grade 1	\$21
Grade 2	\$33
Grade 3	\$44

LATEX FREE

Krug products are made with latex-free materials to prevent the allergic reaction that latex causes in some people.

CUSTOMER'S OWN MATERIAL - C.O.M.

Customer's Own Material (COM/COL)

COM/COL must be received three weeks prior to the acknowledged ship date. Orders with COM/COL not received by the required deadline will be delayed. A description of the upholstery cover, including supplier name, pattern name, upholstery cover name and color number must be included with the purchase order.

COM/COL testing requires 3 business days and samples are to be directed to Customer Service. The customer has the option of providing the sample COM/COL before, at time of order, or once the sample COM/COL is received. If the customer does not send a sample for approval in advance of sending actual material, Krug will not be responsible for the cost of any upholstery cover or other material that it determines to be unsuitable for the product or our process.

When the COM/COL upholstery cover is received at Krug, it must be clearly identified with the upholstery cover name and color, and tagged with name of the Krug customer and purchase order number. Krug will inspect all COM/COL upholstery covers when received to determine if it will be suitable for upholstery. Where Krug feels that the upholstery cover or leather specified will compromise the quality or integrity of our products, customers will be contacted to direct these concerns. Further, Krug reserves the right to refuse to accept and use any COM upholstery covers or leathers that will compromise our products in any way that is unacceptable to Krug. Krug cannot assume responsibility for the durability or tailoring quality of customer's own material.

Yardage specified in this price guide is approximate. In the case of multiple product orders, multiply the number of items by the COM yardage specified to determine upholstery cover required, unless otherwise indicated. Additional yardage may be needed if the material is less than 54" wide, or patterned or striped and requires matching. All COMs are cut "up the roll" unless otherwise stated by the customer. All striped upholstery covers will be applied vertically unless otherwise stated by the customer and after approval by Krug. Krug will not be responsible for directional or positional problems with its application of COM material, unless it has been provided with explicit instructions by the customer. Special instructions should be sent to Krug Customer Service, including a sample (or photocopy) of the upholstery cover. Krug is not responsible for instructions sent with the upholstery cover rolls, or for the method of upholstery if no instructions have been provided.


Price increases and freight charges to COM/COL acquired on the customer's behalf will be passed onto the customer.

Application of Directional Upholstery cover

Some COM upholstery covers will be considered directional by Krug even though they are not considered directional by the supplier. All COMs are automatically cut "up the roll" unless otherwise stated by the customer (please see below).



Standard-Cut
"up the roll"



Non-Standard-Cut
across the roll "railroad"

COM/COL Shipping Procedures

For seating COM/COL upholstery covers, please send upholstery covers to:

Krug Inc.
111 Ahrens Street
Kitchener, Ontario
Canada N2H 4C2

Attention: RECEIVER

COM/COL orders cannot be scheduled into production until the upholstery cover has arrived and inspection is complete.

All packages must be clearly marked

"For Customs Clearance by Willson International Custom Brokers".

According to the North American Free Trade Agreement (NAFTA), goods shipped between the United States and Canada can qualify for exemption from all duties, or for a reduction in duties, if the goods can be proven to originate in either the United States, Canada or Mexico.

Canada Customs requires that a NAFTA Certificate of Origin and a Commercial Invoice be completed and sent with the upholstery cover shipment. The Commercial Invoice must clearly state the description of the upholstery cover, the selling price, the make-up or content, and the purchaser. The absence of these two documents will delay the shipments at the U.S./Canada border, thereby potentially delaying the customer order. If the total value of the shipment is less than \$1200 U.S., Customs will accept a Low Value Statement of Origin in place of the NAFTA Certificate of Origin. The Low Value Statement must be signed by a representative of the exporting company. This statement may either be included on the commercial invoice or attached to the invoice. Krug is happy to answer any questions or concerns about COM/COL shipping procedures and the required documents.

CAL 133 & Moisture Barrier

California Technical Bulletin 133 is a flammability test for seating. Krug offers a compliance method which, in combination with non-flammable upholstery covers, may enable the products to meet certification requirements for this test. This process at the same time also provides the products with a Moisture Barrier - a treatment that helps to prevent the passage of liquids and moisture to inside of upholstered components - thereby conferring sanitary and anti-infection benefits. So when CAL 133 is specified, the product also automatically has a Moisture Barrier, and when a Moisture Barrier is specified, the product also features the compliance method and low flammability features of CAL 133.

The application of this upcharge and the compliance method does not mean that the specific configuration of product and upholstery cover are tested and officially certified as being CAL 133 compliant. If official certification is required, Krug will provide this (through an independent certified testing laboratory) at a charge of \$874 per item, plus the cost of the product to be tested. Lead time for certification testing is typically 4-8 weeks. Krug assumes no responsibility for the testing of our products in combination with upholstery covers, or for the results of any testing conducted. Some specific configurations of product and upholstery have already been tested. Please contact Customer Service for additional information.

C.O.L. Yardage

To calculate C.O.L. yardage required, please use the following conversions based on COM yardage: Leather must be ordered in square footage.

- 17 square feet in a yard
- Approx. 3 yards in a hide
- Approx. 51 square feet in a hide
- Please use grade 3 pricing for COL

Upholstery Cover Yardage Calculation

To calculate yardage required for COM and other non-standard upholstery cover orders, please contact Krug Customer Service at 1.888.578.5784. Unless otherwise stated, upholstery cover rolls are assumed to be a minimum 54" wide. Please use the guide below to calculate the percentage of extra upholstery cover required to cover large repeats. The repeat is calculated by adding both the vertical and horizontal measurements together and then referring to the chart below for extra yardage required.

		2"-14"	15"-19"	20"-27"	28"-36"
FABRIC	Plain	Repeat	Repeat	Repeat	Repeat
54	0%	10%	15%	20%	25%
53-50	16%	20%	25%	30%	35%
48	16%	25%	30%	35%	40%
45	40%	50%	55%	60%	65%
36	50%	60%	65%	70%	75%

GRADED-IN UPHOLSTERY PROGRAMS

Krug has partnered with several textile brands to grade in their offerings, designed to provide a wide range of upholstery selections for our seating products.

Upholstery pricing and availability is subject to change without notice. We grade this upholstery according to the pricing of the fabric suppliers - when their pricing changes, the Krug grade may change.

When placing an order, a Krug customer must specify the complete upholstery number, along with the appropriate Krug model number and finish. Krug will supply the complete product at the prices listed. Orders specifying graded-in upholstery cannot be cancelled once the upholstery has been ordered.

Upholstery Grades

To determine the price of a product for graded-in upholstery, use the reference lists located on Krug's website under - Products - Textiles, to view the upholstery grade (1-9). Krug is not responsible for the discontinuation of this upholstery. Please contact Customer Service for information on upholstery not listed.

When two upholstery selections are specified for use on seating, the higher grade upholstery price will apply to the order.

High Performance upholstery; Polyurethane, Vinyl or Crypton, is particularly suitable for healthcare and other intensive-use environments.

Upholstery Samples

If you require additional samples or memos for presentation, please contact fabric supplier directly.

Flammability Standards

- Tunnel Test Surface Ratings Class A rating
- Class 1 UFAC
- Passes State of California Technical Bulletin 117-Section E

Please contact fabric supplier directly for further flammability information pertaining to specific upholstery.

Special Conditions

Acknowledgments will give the estimated delivery date of the finished product. Some upholstery is imported, and availability may affect estimated delivery time. For large projects, please contact fabric supplier directly for availability of yardage.

KRUGEXPRESS PROGRAM

PROGRAM DETAILS

KrugExpress orders are ready to ship by the date acknowledged. Delivery and shipping schedules may result in actual shipping of orders at a later date. Statutory holidays and scheduled factory vacations may add to acknowledged lead times of *KrugExpress* orders. Unless otherwise specified on the order, the customer's standard method of shipping Krug products will be utilized.

Available factory capacity for *KrugExpress* is filled by orders received on a "first come, first serve" basis. If the normal *KrugExpress* lead time is not available for your order because available capacity has been filled, you will be immediately advised of the earliest available ready-to-ship date. Please consult your Customer Service representative in advance if you wish to confirm the specific lead time availability for a *KrugExpress* order.

Orders must be received by midnight of a given day for that day to be considered the official day the order is received. Order lead times are acknowledged from the date the order is received, but not including the date the order is received.

KrugExpress orders must be "clean" when received in order to be considered officially received on a given day, and lead times will be acknowledged from the date orders are determined to be "clean". Changes to *KrugExpress* orders are not allowed under any circumstances.

Orders for product on *KrugExpress* must clearly state: "*KrugExpress*".

COM and graded-in upholstery is available on Krug Express. Orders are scheduled on Krug Express, and given the best available date, when the upholstery is received at Krug. Some conditions apply.

SEATING PROGRAM

Orders for seating products on the *KrugExpress* program may be subject to quantity maximums. Please contact Krug Customer Service for more information.

Quantity maximums are dependent upon available capacity, in order to insure that we ship all orders on time.

Please note that the CAL 133 option is not available on *KrugExpress*.

WOOD FINISHES

Standard wood finishes are:

Finishes on Beech

- Appalachian Cherry
- American Cherry
- Imperial Cherry
- Light Cherry
- Medium Cherry
- Natural Cherry
- Sable Cherry
- Standard Cherry
- Light Oak
- Harvest Oak
- Mahogany
- Mellow Oak
- Espresso
- Cordovan Walnut
- Natural Walnut
- Regular Walnut
- SilverGrey on Walnut
- Dark Walnut
- Clear Beech
- Medium Anigre

PALETTE

Palette finishes available for applicable products.

- Black
- White
- Soft Green
- Steel Blue
- Slate

WOOD FINISHES TO MATCH STANDARD LAMINATES

- Willow on Beech
- Copper on Beech
- Shiraz Cherry on Beech
- Park Avenue Walnut on Beech
- Chocolate on Beech
- Nutmeg on Beech
- Portobello on Beech
- Ash on Beech
- Dune on Maple

NATURAL CHARACTERISTICS OF WOOD

Wood is a natural product with inherent color variations that will never be fully mitigated by the finishing process. Please anticipate variation in colors within a single unit, from piece to piece, and from Krug wood finish samples. If a very close match is required, a sample must be provided with the order and an upcharge will apply. Exact color matches are not possible.

Custom Wood Finishes

Add 10% list to your order for special finishes, minimum upcharge is \$525 list per finish per order. (For example, on all orders up to \$5250 list, an upcharge of \$525 will apply, on orders \$5000 and up add 10% list to your order.)

Special finish upcharges on seating products are calculated on a grade 1 value. For orders with special finishes, a sample that is a minimum 3” by 3” must be received with the order. Special finishes may add additional lead time to production schedules. Since wood is a natural product, some variations in grain, color and stain acceptance will occur. In our finishing processes, we try to minimize variations, but some variation between samples and finished goods should be anticipated.

Dual Finishes

Add 10% list per item if specifying dual finish.

Standard Wood Finishes

No upcharge will be applied when specifying a finish available as standard on one species onto maple seating and occasional tables. Clear finishes are not available on other species since they are a clear finish on top of the natural veneer color.

FAERON | FINISHES

METAL FINISHES



Silver Metallic



Brushed Nickel

URETHANE COLOR OPTIONS



Taupe



Grey




Black


SOLID SURFACE PROGRAM

The Solid Surface option provides an enhanced durability, protection and cleanability. It is available in 8 standard colors and is replaceable if it becomes damaged or degraded. See individual products for list upcharge chart.

GROUP GRADE A - WHITE



Glacier White



Cameo White

GROUP GRADE A - COLOR




Bisque



Linen

GROUP GRADE B



Antarctica

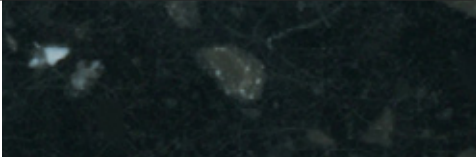


Savannah

GROUP GRADE C



Dove



Deep Night Sky



All products are air emissions certified and are available as FSC® certified

krug

solutions@krug.ca | www.krug.ca | 1.888.578.KRUG