

FAERON BEHAVIORAL HEALTH

Price and Specification Guide

GSA

GS-03F-084DA



krug HEALTHCARE 

TERMS & CONDITIONS | INFORMATION FOR ORDERING ACTIVITIES

**General Services Administration
Federal Supply Schedule**

FSC Groups 7110, 7125
 Subcategory: Furniture
 CONTRACT NUMBER: GS-03F-084DA
 CONTRACT PERIOD: April 1, 2016 through March 31, 2026
 CONTRACTOR/ ADMINISTRATOR: Mira Jaksic-Husic
 Krug Inc.
 421 Manitou Drive
 Kitchener, Ontario, Canada
 Tel: 1-800-265-2796
 Fax: 1-800-265-2798

1. List of Special Item Numbers on Contract

33721P Packaged Office Furniture w Ancillary Installation Services
 33721 Office Furniture w Ancillary Installation Services
 339113H Healthcare Furniture w Ancillary Installation Services
 OLM Order Level Materials

2. SPECIAL ITEM NUMBER	MAXIMUM ORDER
33721P	\$5,000,000
33721	\$250,000
339113H	\$500,000
OLM	\$250,000

3. SPECIAL ITEM NUMBER	MINIMUM ORDER
33721P	\$100.00
33721	\$100.00
339113H	\$100.00
OLM	NA

4. Geographic Coverage

48 contiguous States and Washington, DC

5. Point of Production

Krug Inc.
 421 Manitou Drive
 Kitchener, Ontario, CANADA
 N2C 15L

6. Discount from List Prices

33721P Package Office Furniture Krug Product Discounts As Below
 GSA Teaming Partner Products at their
 Approved GSA Discount Terms. Krug
 Installation Charge 12.75% of Net Order
 (Max.). No Charge for Project Mgt Services.

33721 Office Furniture	
Executive Office Furniture	56.6%
Executive Conference Furniture	56.6%
Tables and Accessories	56.6%
Fully Upholstered Lounge Furniture	56.6%
Multiple Seating	56.6%
Multi-Purpose Seating	56.6%
Stacking Chairs	56.6%
Installation Ancillary to these products	12.75% Charge of Net Order (Max.)

339113H Healthcare Furniture	
Hospital Patient Room Furniture	56.6%
Hospital Geriatric Chairs & Lounge Seating	56.6%
Patient Service Systems	56.6%
Installation Ancillary to these products	12.75% Charge of Net Order (Max.)

7. Quantity Discounts (off Net pricing)

Multiple Seating, Multipurpose Seating, Stacking
 Chairs

25,001 – 50,000	1%
50,001 – 100,000	2%
100,001 – 150,000	3%
150,001 – 250,000	4%

Lounge Seating, Tables & Accessories

25,000 – 50,000	1%
50,001 – 75,000	2%
75,001 – 100,000	3%
100,001 – 180,000	4%
180,001 – 200,000	5%
200,001 – 250,000	6%

Hosp/Geriatric Chairs and Lounge, Patient Room
 Furniture, Patient Service Systems

\$100,000 - \$200,000	1%
\$200,000.01 - \$300,000	1.5%
\$300,000.01 - \$400,000	2%
\$400,000.01 - \$500,000	2.5%

Quantity Discounts for Executive Office and
 Executive Conference are no longer applicable
 based on the MAS Consolidation revisions to
 Maximum Order Limits.

8. Prompt Payment Terms

Net 30 Days

9. Visa and MasterCard are accepted above and
below the micro-purchase threshold.

NOTE: No additional discount will be offered on
 orders placed using credit cards.

10. Foreign Items

All items manufactured in Canada.

11a. Time of Delivery

60-90 Days ARO for all items.

11b. Expedited Delivery

Please contract Krug GSA Customer Service for
 information on Expedited Delivery/Krug Express
 Program. 1-800-265-2796

11c. Overnight & 2 day Delivery

N/A

11d. Urgent Requirements

Please contact Krug for urgent requirements.

12. F.O.B. Point

Destination

13. Payment Address

Same as above

TERMS & CONDITIONS | INFORMATION FOR ORDERING ACTIVITIES

14. Warranty

For commercial products, Krug warrants the construction and the finish of all our products to be free from defects in materials and workmanship for a period of 10 years from the date of purchase. For Krug Healthcare products (as outlined in the US Healthcare price and specification Guide dated March 1, 2019), Krug warrants the construction and finish of all Healthcare products to be free from defects in materials and workmanship for the lifetime of their use. This warranty is applicable to products in use by their original purchaser. This warranty does not apply to components not manufactured by Krug including textiles, which are subject to the specific warranties of those manufacturers, if any. Textiles (fabric, leather, vinyl, or any other covering material) suppliers do not guarantee their products for durability and color fastness, and nor does Krug.

Casters, mechanical and electrical components have a warranty of five years from the date of purchase. The Krug warranty does not apply to COM-specified materials, damage caused by a carrier other than Krug, or variation in wood finishes due to natural wood color variation. Krug cannot be held responsible for variations in fabric dye lots from order to order. All fabric is carefully inspected when it is received, but a degree of variation in color should be expected. Repairs or replacement of any defect covered under this warranty by Krug will be made, at our option and method, at no charge to the original purchaser during the warranty period. Krug's judgement is final and binding with respect to the nature or cause of defects or damage, and the necessity or manner of repair or replacement.

This warranty does not apply to defects or damage resulting from:

- normal wear and tear occurring with the use of the product
- negligence, misuse, excessive use, alteration, improper cleaning or repair
- substitution or use of incorrect or unauthorized components or material
- handling or installation that is incorrect, or that causes damage or defect
- damage incurred by a freight carrier other than Krug
- wearing of finishes and fabrics, and normal variations in materials (including dye lot variations)
- properties of natural materials, including wood and leather
- exposure to environments with uncontrolled temperature and humidity (products must be transported, stored and used in climate controlled conditions)

Note, specific warranties for components and materials not manufactured by Krug: Height Adjustable Mechanism Warranty Krug warrants to the original consumer purchaser its Height Adjustable Mechanism that it will be free from defects in material and workmanship. This limited warranty covers material and manufacturing defects, which cause a non-conformance in the function of a table base and is limited to the following products and warranty term determined from their dates of purchase: a) Electronic components such as control boxes, hand switches and motors – two (2) years b) Mechanical components such as crank drives, spindles – five (5) years c) Structural components such as J-channels, feet and top supports – ten (10) years. The start of the warranty period is the documented date of your purchase of the product. The warranty herein is made to and for the benefit of the original consumer purchaser of the product and is non-transferable. If you discover a defect in material or workmanship during the warranty period, and Krug agrees that the defect exists, Krug will, at its option, repair or replace the Product at no charge to you, provided it is returned during the warranty period. In the unlikely event that your product should require repair or replacement during the warranty period, please contact Krug to obtain warranty service. The warranty period on replacement products is the remainder of the warranty on the original product or 30 days, whichever is longer.

Jordan Sleepers Heavy-Duty Mechanism, made with heavy gauge steel and minimal moving parts - is backed by a 5-year warranty on the mechanism itself, in addition to the lifetime warranty on the rest of the product. If it does become damaged or degraded, the mechanism can be field-replaced. Juno and Trevisa Overbed Tables have a 2-year warranty.

15. Export Packing Charges

Quoted upon request

16. Terms and Conditions of Government Commercial Credit Card

ACCEPTANCE: KRUG will accept the government commercial credit card but will not Offer any additional discount for orders placed using the credit card

17. Term and Conditions of Rental Maintenance and Repair.

N/A

18. Term and Conditions of Installation

N/A

19. Term and Conditions of Repair

N/A

20a. Term and Conditions for any other services

N/A

20. Service and Distribution points

Call contractor

21. Participating Dealers

Call contractor

22. Preventative Maintenance

N/A

23. Environmental Attributes

Krug maintains a program to reduce the impact on the environment of our products and operations.

24. Data Universal Number System (DUNS) number

251476669

25. Notification regarding registration in SAM.

Krug Inc.'s registration in SAM is current, accurate and valid.

26 Cage Code: 37310

FAERON BEHAVIORAL HEALTH | TABLE OF CONTENTS

FAERON | GUEST BACK

- 2 Faeron LEED Credit Summary
- 3 Faeron Features
- 4 Faeron Options
- 5 Faeron Dimensions & COM Requirements
- 6 Faeron Guest Pricing

FAERON | PATIENT BACK

- 10 Faeron LEED Credit Summary
- 11 Faeron Dimensions & COM Requirements
- 12 Faeron Patient Pricing

FAERON | MULTIPLE GUEST & PATIENT SEATING

- 15 Faeron Dimensions & COM Requirements Start, Center & End
- 16 Faeron Multiple Seating Start, Center & End Units Pricing

FAERON METAL | LOUNGE

- 28 Faeron LEED Credit Summary
- 29 Faeron Lounge Features & Options
- 31 Faeron Dimensions, COM Requirements & Option Upcharges
- 32 Faeron Lounge Pricing

GENERAL INFORMATION

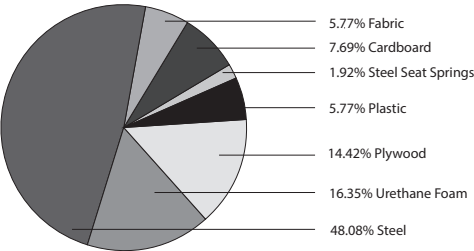
- 38 Terms & Conditions
- 38 Warranty
- 40 KRUG Textiles - Upholstery Fabrics
- 43 KRUG Textiles - Leather & Faux Leather
- 44 Customer's Own Material (COM/COL)
- 44 CAL 133 & Moisture Barrier
- 45 Graded-In Upholstery Programs
- 45 *KRUGEXPRESS* Program
- 46 Wood Finishes
- 47 Metal Finishes
- 47 Urethane Color Options
- 47 Solid Surface Program

LEED CI CREDITS

Guest Seating



Material Content:



Pre-Consumer Recycled Content = 6.25%

Post-Consumer Recycled Content = 17.77%

Up to 55.77% of this Faeron Metal product is recyclable at the end of its useful life.

CONTRIBUTES TO		
CREDIT 2.1 - 2.2	Construction Waste Management	1-2 point(s)
CREDIT 3.3	Resource Reuse	1 point
CREDIT 4.1	Recycled Content	1 point
CREDIT 4.2	Recycled Content	1 point
CREDIT 4.5	Low Emitting Materials, Systems & Seating	1 point
CREDIT 5.1	Regional Materials*	1 point
CREDIT 7	Certified Wood (MUST BE REQUESTED)	1 point(s)

*This credit is only applicable if in total 20% of the combined value of the procurement of construction materials and in the furniture are manufactured within a radius of 500 miles. This credit will apply if the installation of the finished product occurs within 500 miles of Kitchener, Ontario.

level® CERTIFICATION, AIR EMISSIONS AND FSC® CERTIFICATION



level® CERTIFICATION

BIFMA's e3 Furniture Sustainability Standard is a voluntary, multi-attribute standard that measures the degree of sustainability of furniture. This standard evaluates product and company environmental attributes and compliance systems in a wide range of elements which include Materials, Energy & Atmosphere, Human & Ecosystem Health and Social Responsibility. Faeron products have earned level®, BIFMA's sustainability certification program for furniture, certification through third-party verification against the e3 standard.

AIR-EMISSIONS

All Faeron products are supplied with air-emissions certified. Contact customer service for information.



FSC®

In 2005, Krug received Forest Stewardship Council® (FSC®) Chain-of-Custody certification for our manufacturing facilities. The FSC® Chain-of-Custody tracks certified wood from seedling to final sale. It verifies that the material for our FSC certified products only come from well-managed, FSC®-certified forests and other controlled sources. FSC® is dedicated to the promotion of responsible forest management worldwide helping to take care of forests for future generations. Faeron and other Krug products can be specified with FSC® Certification. Contact customer service for further information, pricing and lead times.



Architects, designers, and building professionals can specify FSC®-certified products in order to achieve a point from the U.S. Green Building Council's Leadership in Energy and Environmental Design (LEED) Rating System.

FAERON BEHAVIORAL HEALTH | GUEST & PATIENT SEATING | FEATURES




FLEX BACK

The ergonomically designed back has been designed with a slight flexing action for enhanced comfort and ease of ingress and egress.



WALL SAVER

The angle of the back and the rear legs are designed to keep the back away from the wall, to prevent wear and damage to both the chairs and the walls of the facility.



POLYMER ARM

Faeron Metal Behavioral Health guest and patient chairs are standard with tamper-resistant polymer arms that are durable, comfortable, and long lasting. Available in black, grey and taupe.



SPRING SEAT CONSTRUCTION

Faeron Metal Behavioral Health guest and patient chairs are designed with spring seat construction and dual density foam for superior longevity, comfort and performance.



STEEL SEAT FRAME

Side frames, backs and seats are attached to a heavy-duty steel frame with tamper-resistant hardware. These components are removable and field replaceable.



CLEAN OUT

Faeron Metal Behavioral Health guest and patient chairs feature a clean out space that supports infection control by enabling debris and fluid to fall to the floor for easy cleaning.



TAMPER-RESISTANT HARDWARE

Tamper-resistant hardware is utilized in the construction of all Faeron Metal Behavioral Health seating. The specific tools needed to remove components for maintenance or replacement are available for purchase from Krug.



INACCESSIBLE STAPLES

An inaccessible galvanized steel band with vinyl edges covers the staples on the back upholstery cover. It is installed with tamper-resistant hardware.

SECURED GLIDES

Faeron Metal Behavioral Health seating features tamper-resistant glides to minimize risk of removal and weaponization.

UNDERSEAT SHIELD

Faeron Metal Behavioral Health guest and patient chairs feature a metal under seat shield that minimizes the risk of access to the upholstery staples. It also minimizes the ability to hide contraband under the seat. The vented shield is compatible with ganging brackets and is installed with tamper-resistant hardware.

LATEX-FREE

Krug products are made with latex-free materials, to help prevent allergic reaction.

WEIGHT CAPACITIES

Tested to meet or exceed the BIFMA X5.4 Standard
Guest & Patient Chairs (21" & 24") - 500 lbs
Plus Chairs (30" & 44") - 750 lbs




KINETIC BACK

The optional Kinetic Back provides the chair back with a very pleasant and comfortable rocking motion, which can significantly enhance long-term sitting. The durable spring-loaded mechanism provides a range of motion of 20 degrees, and can be field-installed or replaced. It is available on any Faeron Guest chair back with the exception of the Plus sizes (30" and 44").



SOLID SURFACE ARM

The optional Solid Surface Arm provides a fully seamless armrest for enhanced durability, protection and cleanability. It is available in 8 standard Corian colors, and custom colors (at an upcharge). Arms are replaceable as a full side frame if they become damaged or degraded. Solid Surface not recommended for lower acuity environments.



WOOD ARM

Faeron Wood Arm caps are fastened to the side frames. Wood arms are solid Beech and available in standard and custom finishes. Arms can be replaced if they do become damaged or degraded.



CLOSED ARM PANEL

The side frames on Faeron Metal Behavioral Health guest and patient chairs can be enclosed to the center rail.



FULLY CLOSED ARM (SLED BASE ONLY)

The side frames on Faeron Metal Behavioral Health guest and patient chairs can be fully enclosed to the base rail. This can be achieved with 2 panels showing the center rail or a single panel enclosing the center rail. This option is only available with the sled base.



FLOOR ANCHOR BRACKETS

For additional security, tamper-resistant anchor brackets are available to bolt the sled base to the floor. The hardware to attach the brackets to the floor is not included. This option is only available with the sled base. Anchor brackets can be retrofitted on any sled base in the field.



SPRINGLESS SEATS

The springs in the seats can be replaced with an optional plywood seat pan and dual density foam.



SLED BASE

The sled base ties the front and back legs together with a steel rail. This option minimizes the risk of the chair being weaponized. Optional anchor brackets are available to bolt the base to the floor for additional security.

SUPPLEMENTAL WEIGHT

In place of the standard Underseat shield, an optional weighted black coated steel shield is available. The steel shield is designed to add enough weight for the product to be a minimum of 80 lbs. The shield is also designed to allow standard ganging hardware, seat ventilation and covers all access to the upholstery staples under the seat. The weighted shield is fastened with tamper-resistant hardware.

TAMPER-RESISTANT GANGING BRACKET

Faeron Metal Behavioral Health guest and patient chairs can be ganged together with a tamper-resistant powder coated metal bracket.

COMBINATION UPHOLSTERY

When combination upholstery is specified with fabric of the same grade or COM, an upcharge for dual fabrics is **\$34 list** per unit and **\$67 list** per unit for three fabrics will be applied. When graded in combination upholstery is selected, use the highest grade upholstery selected or to obtain a quote for blended grading contact Customer Service (please provide the fabrics specified and location of where each fabric is to be applied on the product).

REMOVABLE COVERS

Faeron Metal chairs are available with removeable seat and back covers. Replacement covers can be quickly field installed on Faeron products that were originally ordered with the removeable cover option. Replacement seat and back covers can also be installed on Faeron products that were not originally ordered with the removeable cover option, with some simple staple removal on the original seats and backs.

CAL133 & MOISTURE BARRIER

California Technical Bulletin 133 is a flammability test for seating. Krug offers a compliance method, in combination with non-flammable upholstery covers, may enable products to meet certification requirements for this test. This process at the same time also provides the products with a Moisture Barrier - a treatment that helps to prevent the passage of liquids and moisture to inside of the upholstered components - thereby conferring sanitary and anti-infection benefits. So when CAL 133 is specified, the product also automatically has a Moisture Barrier, and when a Moisture Barrier is specified, the product also features the compliance method and low flammability features of CAL 133.

The application of this up-charge and the compliance method does not mean that the specific configuration of product and upholstery cover are tested and officially certified as being CAL133 compliant. If the official certification is required, Krug will provide this (through an independent certified testing laboratory) at a charge of \$962 per item, plus the cost of the product to be tested. Lead time for certification testing is typically 4-8 weeks. Krug assumes no responsibility for the testing of our products in combination with upholstery covers, or for the results of any testing conducted. Some specific configurations of products and upholstery have already been tested. Please contact Customer Service for additional information.

DIMENSIONS

	Overall Width	Overall Depth	Overall Height	Seat Height	Height of Arms from Floor	Width Between Arms	Seat Depth	Shipping Weight	Cube
21" Seat	25.0	26.3	34.5	19.0	25.0	21	19.5	62	14
24" Seat	28.0	26.3	34.5	19.0	25.0	24	19.5	67	19
30" Seat	34.0	26.3	34.5	19.0	25.0	30	19.5	75	20
44" Seat	48.0	26.3	34.5	19.0	25.0	44	19.5	96	28

COM- YARDAGE REQUIREMENTS







	COM Yardage Seat & Back	COM Yardage Seats Only	COM Yardage Back Only	COM Yardage Closed Arm Panel	COM Yardage Fully Closed Arm
21" & 24" - One Chair	1.6	0.9	1.4	0.96	3.20
30" - One Chair	2.3	0.9	1.4	0.96	3.20
44" - One Chair	2.9	1.5	1.6	0.96	3.20

ORDERING NOTES:
The approval process is as follows:
1. A sample of the COM must be provided to Krug Customer Service prior to or at the time of order.
2. The sample will be reviewed and the customer advised if the fabric is unsuitable.
3. The COM fabric or leather will be inspected when received at the factory, to identify any further concerns with its suitability.
Note: Some vinyls, leathers & upholsteries are not suitable for application on Faeron Metal seating.

COMBINATION UPHOLSTERY OPTION

When combination upholstery is specified with fabric of the same grade or COM, an upcharge for dual fabrics is **\$34 list** per unit and **\$67 list** per unit for three fabrics will be applied. When graded in combination upholstery is selected, use the highest grade upholstery selected or to obtain a quote for blended grading contact Customer Service (please provide the fabrics specified and location of where each fabric is to be applied on the product).

SIN 339113H - Hospital Geriatric Chairs & Lounge
FAERON BEHAVIORAL HEALTH | GUEST

DESCRIPTION/MODEL	COM		COL	FABRIC GRADES			LEATHER		
	1	2		4	5	6	7	8	9
	21" Open Polymer Arm, Silver Metallic Leg Base FAE2M-GBH21OPAS1	1507 1556	1604	1701	1797	1894	1991	2087	2279
	21" Open Polymer Arm, Brushed Nickel Leg Base FAE2M-GBH21OPAN1	1724 1771	1820	1917	2012	2110	2208	2303	2495
	21" Closed Polymer Arm, Silver Metallic Leg Base FAE2M-GBH21CPAS1	1974 2046	2118	2264	2409	2552	2699	2843	3133
	21" Closed Polymer Arm, Brushed Nickel Leg Base FAE2M-GBH21CPAN1	2190 2262	2335	2481	2625	2768	2915	3059	3349
	21" Open Polymer Arm, Silver Metallic Sled Base FAE2M-GBH21OPAS2	1649 1696	1745	1842	1938	2034	2133	2228	2421
	21" Open Polymer Arm, Brushed Nickel Sled Base FAE2M-GBH21OPAN2	1865 1913	1961	2058	2154	2251	2349	2444	2637
	21" Closed Polymer Arm, Silver Metallic Sled Base FAE2M-GBH21CPAS2	2114 2188	2260	2405	2550	2693	2840	2985	3274
	21" Closed Polymer Arm, Brushed Nickel Sled Base FAE2M-GBH21CPAN2	2331 2403	2476	2621	2766	2909	3056	3200	3491
	21" Two Panel Fully Closed Polymer Arm, Silver Metallic Sled Base FAE2M-GBH212PFPAS2	2226 2340	2455	2620	2800	2980	3180	3375	3694
	21" Two Panel Fully Closed Polymer Arm, Brushed Nickel Sled Base FAE2M-GBH212PFPAN2	2442 2556	2672	2836	3016	3197	3396	3592	3911
	21" Single Panel Fully Closed Polymer Arm, Silver Metallic Sled Base FAE2M-GBH211PFPAS2	2606 2776	2947	3167	3416	3666	3950	4228	4652
	21" Single Panel Fully Closed Polymer Arm, Brushed Nickel Sled Base FAE2M-GBH211PFPAN2	2822 2992	3163	3383	3633	3882	4166	4444	4868

ORDERING NOTES: Faeron Metal chairs can be specified with a Wood Arm (WA) or a Solid Surface Arm (SA), replace "PA" in the model number with the **Arm Style** selection below and add the upcharge listed.







Faeron Behavioral Health Option Upcharges		\$ List	\$ List
Kinetic Back	126	Supplemental Weight - 21"	409
Solid Surface Arm (per pair) - Gr A White	601	Supplemental Weight - 24"	337
Solid Surface Arm (per pair) - Gr A Color	627	Ganging Bracket	60
Solid Surface Arm (per pair) - Gr B	677	Combination Upholstery - Dual	34
Solid Surface Arm (per pair) - Gr C	711	Combination Upholstery - Three	67
Wood Arm (WA) - (per pair)	225	Removeable Seat Cover	94
Floor Anchor Brackets (Sled base only)	160	Removable Back Cover	60
Springless Seat	122	CAL 133 & Moisture Barrier (per yard)	67

PRODUCT CODE KEY

Line	Series	Chair Type	Size	Arm Type	Arm Style	Metal Finish	Base Type
FAE Faeron	2M Chair	GBH Guest Seating	21	O Open Arm	PA Polymer Arm	S Silver Metallic	1 Leg Base
			24	C Closed Arm	WA Wood Arm	N Brushed Nickel	2 Sled Base
			30	2PF Two Panel Fully Closed Arm	SA Solid Surface Arm		
			44	1PF Single Panel Fully Closed Arm			

SIN 339113H - Hospital Geriatric Chairs & Lounge

FAERON BEHAVIORAL HEALTH | GUEST

DESCRIPTION/MODEL		COM		COL	FABRIC GRADES				LEATHER		
		1	2	3	4	5	6	7	8	9	
	24" Open Polymer Arm, Silver Metallic Leg Base FAE2M-GBH24OPAS1		1617	1666	1714	1810	1908	2002	2100	2196	2388
	24" Open Polymer Arm, Brushed Nickel Leg Base FAE2M-GBH24OPAN1		1833	1881	1930	2026	2124	2218	2316	2412	2605
	24" Closed Polymer Arm, Silver Metallic Leg Base FAE2M-GBH24CPAS1		2084	2155	2228	2373	2517	2662	2808	2952	3242
	24" Closed Polymer Arm, Brushed Nickel Leg Base FAE2M-GBH24CPAN1		2300	2371	2444	2589	2733	2879	3025	3168	3458
	24" Open Polymer Arm, Silver Metallic Sled Base FAE2M-GBH24OPAS2		1758	1807	1855	1951	2049	2143	2241	2337	2530
	24" Open Polymer Arm, Brushed Nickel Sled Base FAE2M-GBH24OPAN2		1975	2023	2071	2167	2265	2359	2458	2553	2746
	24" Closed Polymer Arm, Silver Metallic Sled Base FAE2M-GBH24CPAS2		2224	2296	2369	2513	2658	2803	2949	3094	3384
	24" Closed Polymer Arm, Brushed Nickel Sled Base FAE2M-GBH24CPAN2		2441	2512	2586	2730	2874	3019	3165	3309	3600
	24" Two Panel Fully Closed Polymer Arm, Silver Metallic Sled Base FAE2M-GBH242PFPAS2		2335	2450	2566	2730	2911	3089	3288	3484	3804
	24" Two Panel Fully Closed Polymer Arm, Brushed Nickel Sled Base FAE2M-GBH242PFPAN2		2551	2667	2782	2945	3127	3305	3504	3701	4020
	24" Single Panel Fully Closed Polymer Arm, Silver Metallic Sled Base FAE2M-GBH241PFPAS2		2715	2886	3057	3277	3528	3774	4058	4337	4761
	24" Single Panel Fully Closed Polymer Arm, Brushed Nickel Sled Base FAE2M-GBH241PFPAN2		2931	3102	3273	3492	3744	3991	4274	4553	4978




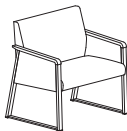


ORDERING NOTES: Faeron Metal chairs can be specified with a Wood Arm (WA) or a Solid Surface Arm (SA), replace “PA” in the model number with the **Arm Style** selection below and add the upcharge listed.

Faeron Behavioral Health Option Upcharges	\$ List		\$ List
Kinetic Back	126	Supplemental Weight - 21"	409
Solid Surface Arm (per pair) - Gr A White	601	Supplemental Weight - 24"	337
Solid Surface Arm (per pair) - Gr A Color	627	Ganging Bracket	60
Solid Surface Arm (per pair) - Gr B	677	Combination Upholstery - Dual	34
Solid Surface Arm (per pair) - Gr C	711	Combination Upholstery - Three	67
Wood Arm (WA) - (per pair)	225	Removeable Seat Cover	94
Floor Anchor Brackets (Sled base only)	160	Removable Back Cover	60
Springless Seat	122	CAL 133 & Moisture Barrier (per yard)	67

PRODUCT CODE KEY

Line	Series	Chair Type	Size	Arm Type	Arm Style	Metal Finish	Base Type
FAE Faeron	2M Chair	GBH Guest Seating	21	O Open Arm	PA Polymer Arm	S Silver Metallic	1 Leg Base
			24	C Closed Arm	WA Wood Arm	N Brushed Nickel	2 Sled Base
			30	2PF Two Panel Fully Closed Arm	SA Solid Surface Arm		
			44	1PF Single Panel Fully Closed Arm			

SIN 339113H - Hospital Geriatric Chairs & Lounge
FAERON BEHAVIORAL HEALTH | GUEST

DESCRIPTION/MODEL	COM		COL	FABRIC GRADES			LEATHER					
	1	2	3	4	5	6	7	8	9			
	30" Open Polymer Arm, Silver Metallic Leg Base FAE2M-GBH30OPAS1			1869	1937	2008	2146	2284	2425	2563	2701	2980
	30" Open Polymer Arm, Brushed Nickel Leg Base FAE2M-GBH30OPAN1			2085	2153	2223	2362	2501	2640	2779	2917	3197
	30" Closed Polymer Arm, Silver Metallic Leg Base FAE2M-GBH30CPAS1			2336	2428	2523	2710	2895	3083	3269	3458	3833
	30" Closed Polymer Arm, Brushed Nickel Leg Base FAE2M-GBH30CPAN1			2552	2644	2739	2926	3112	3299	3486	3673	4048
	30" Open Polymer Arm, Silver Metallic Sled Base FAE2M-GBH30OPAS2			2010	2079	2149	2286	2426	2566	2703	2843	3121
	30" Open Polymer Arm, Brushed Nickel Sled Base FAE2M-GBH30OPAN2			2227	2295	2365	2503	2641	2782	2920	3058	3337
	30" Closed Polymer Arm, Silver Metallic Sled Base FAE2M-GBH30CPAS2			2476	2569	2664	2850	3037	3224	3410	3599	3974
	30" Closed Polymer Arm, Brushed Nickel Sled Base FAE2M-GBH30CPAN2			2693	2785	2880	3067	3252	3440	3626	3815	4190
	30" Two Panel Fully Closed Polymer Arm, Silver Metallic Sled Base FAE2M-GBH302PFPAS2			2587	2722	2860	3064	3288	3512	3750	3991	4395
	30" Two Panel Fully Closed Polymer Arm, Brushed Nickel Sled Base FAE2M-GBH302PFPAN2			2802	2938	3076	3281	3503	3728	3966	4206	4611
	30" Single Panel Fully Closed Polymer Arm, Silver Metallic Sled Base FAE2M-GBH301PFPAS2			2967	3158	3351	3612	3904	4197	4520	4843	5352
	30" Single Panel Fully Closed Polymer Arm, Brushed Nickel Sled Base FAE2M-GBH301PFPAN2			3182	3374	3567	3828	4120	4414	4736	5058	5569

ORDERING NOTES: Faeron Metal chairs can be specified with a Wood Arm (WA) or a Solid Surface Arm (SA), replace "PA" in the model number with the **Arm Style** selection below and add the upcharge listed.

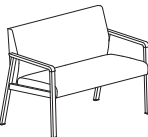
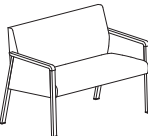
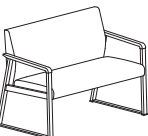
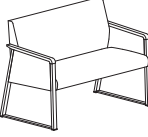


Faeron Behavioral Health Option Upcharges			\$ List		\$ List
Solid Surface Arm (per pair) - Gr A White	601	Supplemental Weight - 30"	189		
Solid Surface Arm (per pair) - Gr A Color	627	Ganging Bracket	60		
Solid Surface Arm (per pair) - Gr B	677	Combination Upholstery - Dual	34		
Solid Surface Arm (per pair) - Gr C	711	Combination Upholstery - Three	67		
Wood Arm (WA) - (per pair)	225	Removeable Seat Cover	94		
Floor Anchor Brackets (Sled base only)	160	Removable Back Cover	60		
Springless Seat	122	CAL 133 & Moisture Barrier (per yard)	67		
		CAL 133 & Moisture Barrier (per yard)	64		

PRODUCT CODE KEY

Line	Series	Chair Type	Size	Arm Type	Arm Style	Metal Finish	Base Type
FAE Faeron	2M Chair	GBH Guest Seating	21	O Open Arm	PA Polymer Arm	S Silver Metallic	1 Leg Base
			24	C Closed Arm	WA Wood Arm	N Brushed Nickel	2 Sled Base
			30	2PF Two Panel Fully Closed Arm	SA Solid Surface Arm		
			44	1PF Single Panel Fully Closed Arm			

SIN 339113H - Hospital Geriatric Chairs & Lounge

FAERON BEHAVIORAL HEALTH | GUEST

DESCRIPTION/MODEL		COM		COL	FABRIC GRADES				LEATHER	
		1	2	3	4	5	6	7	8	9
	44" Open Polymer Arm, Silver Metallic Leg Base FAE2M-GBH44OPAS1	2313	2400	2488	2662	2838	3012	3187	3362	3712
	44" Open Polymer Arm, Brushed Nickel Leg Base FAE2M-GBH44OPAN1	2529	2615	2703	2878	3053	3228	3404	3578	3929
	44" Closed Polymer Arm, Silver Metallic Leg Base FAE2M-GBH44CPAS1	2778	2890	3001	3224	3448	3671	3895	4118	4565
	44" Closed Polymer Arm, Brushed Nickel Leg Base FAE2M-GBH44CPAN1	2994	3106	3218	3440	3664	3887	4110	4334	4781
	44" Open Polymer Arm, Silver Metallic Sled Base FAE2M-GBH44OPAS2	2453	2541	2629	2803	2978	3154	3329	3503	3854
	44" Open Polymer Arm, Brushed Nickel Sled Base FAE2M-GBH44OPAN2	2670	2757	2845	3019	3195	3370	3545	3719	4069
	44" Closed Polymer Arm, Silver Metallic Sled Base FAE2M-GBH44CPAS2	2919	3032	3143	3366	3589	3812	4036	4258	4706
	44" Closed Polymer Arm, Brushed Nickel Sled Base FAE2M-GBH44CPAN2	3135	3247	3358	3581	3806	4028	4252	4475	4922
	44" Two Panel Fully Closed Polymer Arm, Silver Metallic Sled Base FAE2M-GBH442PFPAS2	3030	3184	3340	3581	3840	4100	4376	4651	5128
	44" Two Panel Fully Closed Polymer Arm, Brushed Nickel Sled Base FAE2M-GBH442PFPAN2	3246	3400	3556	3797	4057	4316	4592	4866	5343
	44" Single Panel Fully Closed Polymer Arm, Silver Metallic Sled Base FAE2M-GBH441PFPAS2	3410	3620	3831	4128	4457	4785	5146	5504	6085
	44" Single Panel Fully Closed Polymer Arm, Brushed Nickel Sled Base FAE2M-GBH441PFPAN2	3626	3836	4047	4344	4673	5002	5362	5719	6301

ORDERING NOTES: Faeron Metal chairs can be specified with a Wood Arm (WA) or a Solid Surface Arm (SA), replace “PA” in the model number with the **Arm Style** selection below and add the upcharge listed.

Faeron Behavioral Health Option Upcharges	\$ List		\$ List
Solid Surface Arm (per pair) - Gr A White	601	Ganging Bracket	60
Solid Surface Arm (per pair) - Gr A Color	627	Combination Upholstery - Dual	34
Solid Surface Arm (per pair) - Gr B	677	Combination Upholstery - Three	67
Solid Surface Arm (per pair) - Gr C	711	Removeable Seat Cover	94
Wood Arm (WA) - (per pair)	225	Removable Back Cover	60
Floor Anchor Brackets (Sled base only)	160	CAL 133 & Moisture Barrier (per yard)	67
Springless Seat	122		

PRODUCT CODE KEY

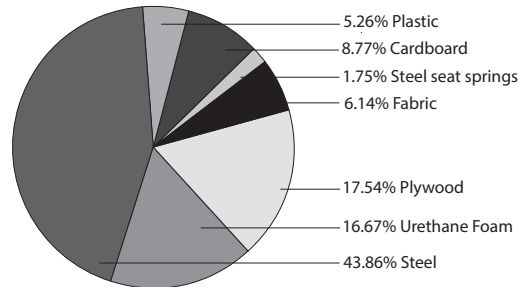
Line	Series	Chair Type	Size	Arm Type	Arm Style	Metal Finish	Base Type
FAE	2M	GBH	21	O	PA	S	1
Faeron	Chair	Guest Seating		Open Arm	Polymer Arm	Silver Metallic	Leg Base
			24	C	WA	N	2
				Closed Arm	Wood Arm	Brushed Nickel	Sled Base
			30	2PF	SA		
				Two Panel Fully Closed Arm	Solid Surface Arm		
			44	1PF			
				Single Panel Fully Closed Arm			

LEED CI CREDITS

Patient Seating



Material Content:



Pre-Consumer
Recycled Content = 9.80%

Post-Consumer
Recycled Content = 17.63%

Up to 47.06% of this Faeron Metal product is recyclable at the end of its useful life.

CONTRIBUTES TO

CREDIT 2.1 - 2.2	Construction Waste Management	1-2 point(s)
CREDIT 3.3	Resource Reuse	1 point
CREDIT 4.1	Recycled Content	1 point
CREDIT 4.2	Recycled Content	1 point
CREDIT 4.5	Low Emitting Materials, Systems & Seating	1 point
CREDIT 5.1	Regional Materials*	1 point
CREDIT 7	Certified Wood (MUST BE REQUESTED)	1 point(s)

*This credit is only applicable if in total 20% of the combined value of the procurement of construction materials and in the furniture are manufactured within a radius of 500 miles. This credit will apply if the installation of the finished product occurs within 500 miles of Kitchener, Ontario.

level® CERTIFICATION, AIR EMISSIONS AND FSC® CERTIFICATION



level® CERTIFICATION

BIFMA's e3 Furniture Sustainability Standard is a voluntary, multi-attribute standard that measures the degree of sustainability of furniture. This standard evaluates product and company environmental attributes and compliance systems in a wide range of elements which include Materials, Energy & Atmosphere, Human & Ecosystem Health and Social Responsibility. Faeron products have earned level®, BIFMA's sustainability certification program for furniture, certification through third-party verification against the e3 standard.

AIR-EMISSIONS

All Faeron products are supplied with air-emissions certified. Contact customer service for information.



FSC®

In 2005, Krug received Forest Stewardship Council® (FSC®) Chain-of-Custody certification for our manufacturing facilities. The FSC® Chain-of-Custody tracks certified wood from seedling to final sale. It verifies that the material for our FSC certified products only come from well-managed, FSC®-certified forests and other controlled sources. FSC® is dedicated to the promotion of responsible forest management worldwide helping to take care of forests for future generations. Faeron and other Krug products can be specified with FSC® Certification. Contact customer service for further information, pricing and lead times.



Architects, designers, and building professionals can specify FSC®-certified products in order to achieve a point from the US Green Building Council's Leadership in Energy and Environmental Design (LEED) Rating System.

DIMENSIONS & COM REQUIREMENTS

	Overall Width	Overall Depth	Overall Height	Seat Height	Height of Arms from Floor	Width Between Arms	Seat Depth	Shipping Weight	Cubes
21" Seat	25.0	26.3	45.0	19.0	25	21	19.5	67	17
24" Seat	28.0	26.3	45.0	19.0	25	24	19.5	72	22
30" Seat	34.0	26.3	45.0	19.0	25	30	19.5	85	28

COM - YARDAGE REQUIREMENTS

	COM Yardage Seats & Backs Only	COM Yardage Seat Only	COM Yardage Back Only	COM Yardage Closed Arm Panel	COM Yardage Fully Closed Arm Panel
21" & 24" - One Chair	2.0	0.9	2.0	0.96	3.20
30" Plus - One Chair	3.0	0.9	2.0	0.96	3.20

ORDERING NOTES:

The approval process is as follows:

1. A sample of the COM must be provided to Krug Customer Service prior to or at the time of order.
2. The sample will be reviewed and the customer advised if the fabric is unsuitable.
3. The COM fabric or leather will be inspected when received at the factory, to identify any further concerns with its suitability.







Note: Some vinyls, leathers & upholsteries are not suitable for application on Faeron Metal seating.

COMBINATION UPHOLSTERY OPTION

When combination upholstery is specified with fabric of the same grade or COM, an upcharge for dual fabrics is **\$34 list** per unit and **\$67 list** per unit for three fabrics will be applied. When graded in combination upholstery is selected, use the highest grade upholstery selected or to obtain a quote for blended grading contact Customer Service (please provide the fabrics specified and location of where each fabric is to be applied on the product).

SIN 339113H - Hospital Geriatric Chairs & Lounge

FAERON METAL BEHAVIORAL HEALTH | PATIENT

DESCRIPTION/MODEL		COM		COL	FABRIC GRADES			LEATHER		
		1	2	3	4	5	6	7	8	9
	21" Open Polymer Arm, Silver Metallic Leg Base FAE2M-PBH21OPAS1	1567	1627	1688	1810	1929	2050	2172	2292	2533
	21" Open Polymer Arm, Brushed Nickel Leg Base FAE2M-PBH21OPAN1	1783	1843	1903	2026	2145	2266	2387	2508	2749
	21" Closed Polymer Arm, Silver Metallic Leg Base FAE2M-PBH21CPAS1	2034	2117	2201	2371	2541	2710	2880	3046	3386
	21" Closed Polymer Arm, Brushed Nickel Leg Base FAE2M-PBH21CPAN1	2250	2334	2418	2588	2756	2926	3096	3262	3602
	21" Open Polymer Arm, Silver Metallic Sled Base FAE2M-PBH21OPAS2	1709	1768	1829	1951	2070	2191	2313	2432	2674
	21" Open Polymer Arm, Brushed Nickel Sled Base FAE2M-PBH21OPAN2	1924	1984	2045	2167	2286	2407	2529	2649	2890
	21" Closed Polymer Arm, Silver Metallic Sled Base FAE2M-PBH21CPAS2	2175	2259	2343	2512	2681	2851	3020	3187	3526
	21" Closed Polymer Arm, Brushed Nickel Sled Base FAE2M-PBH21CPAN2	2391	2475	2558	2728	2898	3067	3237	3404	3743
	21" Two Panel Fully Closed Polymer Arm, Silver Metallic Sled Base FAE2M-PBH212PFPAS2	2284	2411	2539	2730	2932	3137	3360	3580	3948
	21" Two Panel Fully Closed Polymer Arm, Brushed Nickel Sled Base FAE2M-PBH212PFPAN2	2501	2628	2756	2945	3148	3353	3576	3796	4164
	21" Single Panel Fully Closed Polymer Arm, Silver Metallic Sled Base FAE2M-PBH211PFPAS2	2664	2847	3031	3277	3549	3823	4129	4433	4905
	21" Single Panel Fully Closed Polymer Arm, Brushed Nickel Sled Base FAE2M-PBH211PFPAN2	2881	3063	3247	3492	3765	4039	4345	4649	5121

ORDERING NOTES: Faeron Metal chairs can be specified with a Wood Arm (WA) or a Solid Surface Arm (SA), replace "PA" in the model number with the **Arm Style** selection below and add the upcharge listed.







Faeron Behavioral Health Option Upcharges		\$ List			\$ List
Kinetic Back		126	Supplemental Weight - 21”		409
Solid Surface Arm (per pair) - Gr A White		601	Supplemental Weight - 24”		337
Solid Surface Arm (per pair) - Gr A Color		627	Ganging Bracket		60
Solid Surface Arm (per pair) - Gr B		677	Combination Upholstery - Dual		34
Solid Surface Arm (per pair) - Gr C		711	Combination Upholstery - Three		67
Wood Arm (WA) - (per pair)		225	Removeable Seat Cover		94
Floor Anchor Brackets (Sled base only)		160	Removable Back Cover		60
Springless Seat		122	CAL 133 & Moisture Barrier (per yard)		67

PRODUCT CODE KEY

Line	Series	Chair Type	Size	Arm Type	Arm Style	Metal Finish	Base Type
FAE	2M	PBH	21	O	PA	S	1
Faeron	Chair	Patient Seating		Open Arm	Polymer Arm	Silver Metallic	Leg Base
			24	C	WA	N	2
				Closed Arm	Wood Arm	Brushed Nickel	Sled Base
			30	2PF	SA		
				Two Panel Fully Closed Arm	Solid Surface Arm		
				1PF			
				Single Panel Fully Closed Arm			

SIN 339113H - Hospital Geriatric Chairs & Lounge

FAERON METAL BEHAVIORAL HEALTH | PATIENT

DESCRIPTION/MODEL		COM		COL	FABRIC GRADES			LEATHER		
		1	2	3	4	5	6	7	8	9
	24" Open Polymer Arm, Silver Metallic Leg Base FAE2M-PBH24OPAS1	1661	1722	1782	1902	2023	2145	2265	2386	2627
	24" Open Polymer Arm, Brushed Nickel Leg Base FAE2M-PBH24OPAN1	1877	1938	1999	2118	2239	2361	2482	2602	2843
	24" Closed Polymer Arm, Silver Metallic Leg Base FAE2M-PBH24CPAS1	2128	2214	2297	2466	2636	2804	2973	3142	3480
	24" Closed Polymer Arm, Brushed Nickel Leg Base FAE2M-PBH24CPAN1	2344	2430	2512	2682	2852	3019	3189	3358	3697
	24" Open Polymer Arm, Silver Metallic Sled Base FAE2M-PBH24OPAS2	1802	1863	1923	2044	2164	2286	2406	2528	2768
	24" Open Polymer Arm, Brushed Nickel Sled Base FAE2M-PBH24OPAN2	2019	2079	2139	2260	2380	2503	2622	2744	2984
	24" Closed Polymer Arm, Silver Metallic Sled Base FAE2M-PBH24CPAS2	2269	2355	2438	2608	2777	2945	3115	3283	3622
	24" Closed Polymer Arm, Brushed Nickel Sled Base FAE2M-PBH24CPAN2	2485	2571	2654	2823	2993	3161	3330	3499	3837
	24" Two Panel Fully Closed Polymer Arm, Silver Metallic Sled Base FAE2M-PBH242PFPAS2	2379	2507	2634	2822	3026	3232	3453	3676	4042
	24" Two Panel Fully Closed Polymer Arm, Brushed Nickel Sled Base FAE2M-PBH242PFPAN2	2595	2722	2850	3038	3242	3449	3669	3892	4257
	24" Single Panel Fully Closed Polymer Arm, Silver Metallic Sled Base FAE2M-PBH241PFPAS2	2759	2943	3125	3369	3642	3918	4223	4528	5000
	24" Single Panel Fully Closed Polymer Arm, Brushed Nickel Sled Base FAE2M-PBH241PFPAN2	2975	3158	3342	3585	3858	4134	4439	4744	5215







ORDERING NOTES: Faeron Metal chairs can be specified with a Wood Arm (WA) or a Solid Surface Arm (SA), replace “PA” in the model number with the **Arm Style** selection below and add the upcharge listed.

Faeron Behavioral Health Option Upcharges		\$ List			\$ List
Kinetic Back		126	Supplemental Weight - 21"		409
Solid Surface Arm (per pair) - Gr A White		601	Supplemental Weight - 24"		337
Solid Surface Arm (per pair) - Gr A Color		627	Ganging Bracket		60
Solid Surface Arm (per pair) - Gr B		677	Combination Upholstery - Dual		34
Solid Surface Arm (per pair) - Gr C		711	Combination Upholstery - Three		67
Wood Arm (WA) - (per pair)		225	Removeable Seat Cover		94
Floor Anchor Brackets (Sled base only)		160	Removable Back Cover		60
Springless Seat		122	CAL 133 & Moisture Barrier (per yard)		67

PRODUCT CODE KEY

Line	Series	Chair Type	Size	Arm Type	Arm Style	Metal Finish	Base Type
FAE Faeron	2M Chair	PBH Patient Seating	21	O Open Arm	PA Polymer Arm	S Silver Metallic	1 Leg Base
			24	C Closed Arm	WA Wood Arm	N Brushed Nickel	2 Sled Base
			30	2PF Two Panel Fully Closed Arm	SA Solid Surface Arm		
				1PF Single Panel Fully Closed Arm			

FAERON METAL BEHAVIORAL HEALTH | PATIENT

DESCRIPTION/MODEL	COM		COL	FABRIC GRADES				LEATHER	
	1	2		4	5	6	7	8	9
	30" Open Polymer Arm, Silver Metallic Leg Base FAE2M-PBH30OPAS1	1940 2031	2121	2302	2484	2664	2846	3028	3388
	30" Open Polymer Arm, Brushed Nickel Leg Base FAE2M-PBH30OPAN1	2155 2248	2337	2518	2700	2881	3061	3244	3604
	30" Closed Polymer Arm, Silver Metallic Leg Base FAE2M-PBH30CPAS1	2406 2523	2635	2866	3093	3325	3554	3783	4240
	30" Closed Polymer Arm, Brushed Nickel Leg Base FAE2M-PBH30CPAN1	2622 2739	2851	3082	3309	3540	3770	3999	4457
	30" Open Polymer Arm, Silver Metallic Sled Base FAE2M-PBH30OPAS2	2081 2172	2261	2443	2626	2806	2987	3168	3530
	30" Open Polymer Arm, Brushed Nickel Sled Base FAE2M-PBH30OPAN2	2297 2388	2478	2659	2841	3022	3203	3385	3745
	30" Closed Polymer Arm, Silver Metallic Sled Base FAE2M-PBH30CPAS2	2547 2664	2777	3007	3234	3466	3694	3924	4382
	30" Closed Polymer Arm, Brushed Nickel Sled Base FAE2M-PBH30CPAN2	2763 2880	2993	3223	3450	3682	3911	4141	4597
	30" Two Panel Fully Closed Polymer Arm, Silver Metallic Sled Base FAE2M-PBH302PFPAS2	2657 2816	2972	3221	3488	3752	4034	4316	4803
	30" Two Panel Fully Closed Polymer Arm, Brushed Nickel Sled Base FAE2M-PBH302PFPAN2	2873 3032	3188	3437	3703	3969	4250	4532	5019
	30" Single Panel Fully Closed Polymer Arm, Silver Metallic Sled Base FAE2M-PBH301PFPAS2	3037 3251	3463	3768	4104	4438	4803	5169	5761
	30" Single Panel Fully Closed Polymer Arm, Brushed Nickel Sled Base FAE2M-PBH301PFPAN2	3253 3468	3680	3984	4319	4654	5020	5385	5976

ORDERING NOTES: Faeron Metal chairs can be specified with a Wood Arm (WA) or a Solid Surface Arm (SA), replace "PA" in the model number with the **Arm Style** selection below and add the upcharge listed.

Faeron Behavioral Health Option Upcharges		\$ List		\$ List
Solid Surface Arm (per pair) - Gr A White	601	Supplemental Weight - 30"	189	
Solid Surface Arm (per pair) - Gr A Color	627	Ganging Bracket	60	
Solid Surface Arm (per pair) - Gr B	677	Combination Upholstery - Dual	34	
Solid Surface Arm (per pair) - Gr C	711	Combination Upholstery - Three	67	
Wood Arm (WA) - (per pair)	225	Removeable Seat Cover	94	
Floor Anchor Brackets (Sled base only)	160	Removable Back Cover	60	
Springless Seat	122	CAL 133 & Moisture Barrier (per yard)	67	

PRODUCT CODE KEY

Line	Series	Chair Type	Size	Arm Type	Arm Style	Metal Finish	Base Type
FAE	2M	PBH	21	O	PA	S	1
Faeron	Chair	Patient Seating		Open Arm	Polymer Arm	Silver Metallic	Leg Base
			24	C	WA	N	2
				Closed Arm	Wood Arm	Brushed Nickel	Sled Base
			30	2PF	SA		
				Two Panel Fully Closed Arm	Solid Surface Arm		
				1PF			
				Single Panel Fully Closed Arm			

FAERON METAL BEHAVIORAL HEALTH | MULTIPLE SEATING - START, CENTER & END UNITS

DIMENSIONS & COM REQUIREMENTS

FAERON METAL MULTIPLE START UNITS

	Overall Width	Overall Depth	Overall Height	Seat Height	Height of Arms from Floor	Width Between Arms	Seat Depth	Shipping Weight	Cube	COM Seat & Back Yardage	COM Fabric Seat Yardage	COM Fabric Back Yardage	COM Fabric Closed Arm Panel (Pair) Yardage	COM Fabric Fully Closed Arm Panel Yardage
SG21	25	26.3	34.5	19	25	21	19.5	62	14	1.6	0.9	1.4	0.96	3.20
SP21	25	26.3	45	19	25	21	19.5	67	17	2.0	0.9	2.0	0.96	3.20
SG24	28	26.3	34.5	19	25	24	19.5	67	19	1.6	0.9	1.4	0.96	3.20
SP24	28	26.3	45	19	25	24	19.5	72	22	2.0	0.9	2.0	0.96	3.20
SG30	34	26.3	34.5	19	25	30	19.5	75	20	2.3	0.9	1.4	0.96	3.20
SP30	34	26.3	45	19	25	30	19.5	85	28	3.0	0.9	2.0	0.96	3.20
SG44	48	26.3	34.5	19	25	44	19.5	96	28	2.9	0.9	1.6	0.96	3.20

FAERON METAL MULTIPLE CENTER UNITS

	Overall Width	Overall Depth	Overall Height	Seat Height	Height of Arms from Floor	Width Between Arms	Seat Depth	Shipping Weight	Cube	COM Seat & Back Yardage	COM Fabric Seat Yardage	COM Fabric Back Yardage	COM Fabric Closed Arm Panel Yardage	COM Fabric Fully Closed Arm Panel YDG
CG21	23	26.3	34.5	19	25	21	19.5	52	14	1.6	0.9	1.4	0.48	1.6
CP21	23	26.3	45	19	25	21	19.5	57	17	2.0	0.9	2.0	0.48	1.6
CG24	26	26.3	34.5	19	25	24	19.5	57	19	1.6	0.9	1.4	0.48	1.6
CP24	26	26.3	45	19	25	24	19.5	62	22	2.0	0.9	2.0	0.48	1.6
CG30	32	26.3	34.5	19	25	30	19.5	65	20	2.3	0.9	1.4	0.48	1.6
CP30	32	26.3	45	19	25	30	19.5	75	28	3.0	0.9	2.0	0.48	1.6
CG44	46	26.3	34.5	19	25	44	19.5	86	28	2.9	0.9	1.6	0.48	1.6

FAERON METAL MULTIPLE END UNITS

	Overall Width	Overall Depth	Overall Height	Seat Height	Height of Arms from Floor	Width Between Arms	Seat Depth	Shipping Weight	Cube	COM Seat & Back Yardage	COM Fabric Seat Yardage	COM Fabric Back Yardage	COM Fabric Closed Arm Panel Ydg	COM Fabric Fully Closed Arm Panel YDG
EG21	23	26.3	34.5	19	25	21	19.5	52	14	1.6	0.9	1.4	0.48	1.6
EP21	23	26.3	45	19	25	21	19.5	57	17	2.0	0.9	2.0	0.48	1.6
EG24	26	26.3	34.5	19	25	24	19.5	57	19	1.6	0.9	1.4	0.48	1.6
EP24	26	26.3	45	19	25	24	19.5	62	22	2.0	0.9	2.0	0.48	1.6
EG30	32	26.3	34.5	19	25	30	19.5	65	20	2.3	0.9	1.4	0.48	1.6
EP30	32	26.3	45	19	25	30	19.5	75	28	3.0	0.9	2.0	0.48	1.6
EG44	46	26.3	34.5	19	25	44	19.5	86	28	2.9	0.9	1.6	0.48	1.6

ORDERING NOTES:

A drawing showing the configuration of the multiple seating and tables is required with each purchase order.

Combination Upholstery Option

When combination upholstery is specified with fabric of the same grade or COM, an upcharge for dual fabrics is \$32 list per unit and \$61 list per unit for three fabrics will be applied. When graded in combination upholstery is selected, use the highest grade upholstery selected or to obtain a quote for blended grading contact Customer Service (please provide the fabrics specified and location of where each fabric is to be applied on the product).

Faeron Behavioral Health Option Upcharges	\$ List		\$ List
Kinetic Back	126	Floor Anchor Brackets (Sled base only)	160
Solid Surface Arm (each) - Gr A White	301	Springless Seat	122
Solid Surface Arm (each) - Gr A Color	313	Supplemental Weight - 21"	409
Solid Surface Arm (each) - Gr B	337	Supplemental Weight - 24"	337
Solid Surface Arm (each) - Gr C	355	Ganging Bracket	60
Wood Arm (WA) (each)	113	Combination Upholstery - Dual	34
Solid Surface Arm (per pair) - Gr A White	601	Combination Upholstery - Three	67
Solid Surface Arm (per pair) - Gr A Color	627	Removeable Seat Cover (per seat)	94
Solid Surface Arm (per pair) - Gr B	677	Removable Back Cover (per back)	60
Solid Surface Arm (per pair) - Gr C	711	CAL 133 & Moisture Barrier (per yard)	67
Wood Arm (WA) - (per pair)	225		

Patient backs are available on multiple units, please change the model number FAE2M-SGBH to FAE2M-SPBH, and add the following up-charges per back:

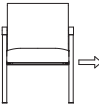
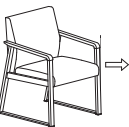
	Grade 1	Grade 2	Grade 3	Grade 4	Grade 5	Grade 6	Grade 7	Grade 8	Grade 9
21" Chairs	66	77	94	119	144	172	198	225	278
24" Chairs	71	85	98	124	151	178	204	231	284
30" Chairs	86	99	115	141	166	194	220	246	300

WEIGHT CAPACITIES

Faeron weight capacities are as follows:

Guest & Patient Chairs (21" & 24") - 500 lbs

FAERON METAL BEHAVIORAL HEALTH | MULTIPLE SEATING - START, CENTER & END UNITS

DESCRIPTION/MODEL		COM 1	2	COL 3	FABRIC GRADES			LEATHER			
					4	5	6	7	8	9	
	Start - Leg Base	21" Open Polymer Arm Start Unit, Guest Back, Silver Metallic Leg Base FAE2M-SGBH21OPAS1	1507	1556	1604	1701	1797	1894	1991	2087	2279
		21" Open Polymer Arm Start Unit, Guest Back, Brushed Nickel Leg Base FAE2M-SGBH21OPAN1	1724	1771	1820	1917	2012	2110	2208	2303	2495
		21" Closed Polymer Arm Start Unit, Guest Back, Silver Metallic Leg Base FAE2M-SGBH21CPAS1	1974	2046	2118	2264	2409	2552	2699	2843	3133
		21" Closed Polymer Arm Start Unit, Guest Back, Brushed Nickel Leg Base FAE2M-SGBH21CPAN1	2190	2262	2335	2481	2625	2768	2915	3059	3349
	Start - Sled Base	21" Open Polymer Arm Start Unit, Guest Back, Silver Metallic Sled Base FAE2M-SGBH21OPAS2	1649	1696	1745	1842	1938	2034	2133	2228	2421
		21" Open Polymer Arm Start Unit, Guest Back, Brushed Nickel Sled Base FAE2M-SGBH21OPAN2	1865	1913	1961	2058	2154	2251	2349	2444	2637
		21" Closed Polymer Arm Start Unit, Guest Back, Silver Metallic Sled Base FAE2M-SGBH21CPAS2	2114	2188	2260	2405	2550	2693	2840	2985	3274
		21" Closed Polymer Arm Start Unit, Guest Back, Brushed Nickel Sled Base FAE2M-SGBH21CPAN2	2331	2403	2476	2621	2766	2909	3056	3200	3491
		21" Two Panel Fully Closed Polymer Arm Start Unit, Guest Back, Silver Metallic Sled Base FAE2M-SGBH212PFPAS2	2226	2340	2455	2620	2800	2980	3180	3375	3694
		21" Two Panel Fully Closed Polymer Arm Start Unit, Guest Back, Brushed Nickel Sled Base FAE2M-SGBH212PFPAN2	2442	2556	2672	2836	3016	3197	3396	3592	3911
		21" Single Panel Fully Closed Polymer Arm Start Unit, Guest Back, Silver Metallic Sled Base FAE2M-SGBH211PFPAS2	2606	2776	2947	3167	3416	3666	3950	4228	4652
		21" Single Panel Fully Closed Polymer Arm Start Unit, Guest Back, Brushed Nickel Sled Base FAE2M-SGBH211PFPAN2	2822	2992	3163	3383	3633	3882	4166	4444	4868

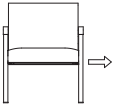

ORDERING NOTES: Faeron Metal chairs can be specified with a Wood Arm (WA) or a Solid Surface Arm (SA), replace "PA" in the model number with the **Arm Style** selection below and add the upcharge listed. **Patient backs** are available on multiple units, please change the model number FAE2M-SGBH to FAE2M-SPBH, and add the upcharges on page 449 per back.

Faeron Behavioral Health Option Upcharges	\$ List		\$ List
Kinetic Back	126	Supplemental Weight - 21"	409
Solid Surface Arm (per pair) - Gr A White	601	Supplemental Weight - 24"	337
Solid Surface Arm (per pair) - Gr A Color	627	Ganging Bracket	60
Solid Surface Arm (per pair) - Gr B	677	Combination Upholstery - Dual	34
Solid Surface Arm (per pair) - Gr C	711	Combination Upholstery - Three	67
Wood Arm (WA) - (per pair)	225	Removeable Seat Cover (per seat)	94
Floor Anchor Brackets (Sled base only)	160	Removable Back Cover (per back)	60
Springless Seat	122	CAL 133 & Moisture Barrier (per yard)	67

PRODUCT CODE KEY

Line	Series	Chair Type	Size	Arm Type	Arm Style	Metal Finish	Base Type
FAE	2M	SGBH	21	O	PA	S	1
Faeron	Chair	Start-Guest Seating		Open Arm	Polymer Arm	Silver Metallic	Leg Base
		CGBH	24	C	WA	N	2
		Center-Guest Seating		Closed Arm	Wood Arm	Brushed Nickel	Sled Base
		EGBH	30	2PF	SA		
		End-Guest Seating		Two Panel Fully Closed Arm	Solid Surface Arm		
			44	1PF			
				Single Panel Fully Closed Arm			

FAERON METAL BEHAVIORAL HEALTH | MULTIPLE SEATING - START, CENTER & END UNITS

DESCRIPTION/MODEL	COM		COL		FABRIC GRADES			LEATHER	
	1	2	3	4	5	6	7	8	9
Start - Leg Base 	24" Open Polymer Arm Start Unit, Guest Back, Silver Metallic Leg Base FAE2M-SGBH24OPAS1								
	1617	1666	1714	1810	1908	2002	2100	2196	2388
	24" Open Polymer Arm Start Unit, Guest Back, Brushed Nickel Leg Base FAE2M-SGBH24OPAN1								
	1833	1881	1930	2026	2124	2218	2316	2412	2605
	24" Closed Polymer Arm Start Unit, Guest Back, Silver Metallic Leg Base FAE2M-SGBH24CPAS1								
	2084	2155	2228	2373	2517	2662	2808	2952	3242
	24" Closed Polymer Arm Start Unit, Guest Back, Brushed Nickel Leg Base FAE2M-SGBH24CPAN1								
	2300	2371	2444	2589	2733	2879	3025	3168	3458
Start - Sled Base 	24" Open Polymer Arm Start Unit, Guest Back, Silver Metallic Sled Base FAE2M-SGBH24OPAS2								
	1758	1807	1855	1951	2049	2143	2241	2337	2530
	24" Open Polymer Arm Start Unit, Guest Back, Brushed Nickel Sled Base FAE2M-SGBH24OPAN2								
	1975	2023	2071	2167	2265	2359	2458	2553	2746
	24" Closed Polymer Arm Start Unit, Guest Back, Silver Metallic Sled Base FAE2M-SGBH24CPAS2								
	2224	2296	2369	2513	2658	2803	2949	3094	3384
	24" Closed Polymer Arm Start Unit, Guest Back, Brushed Nickel Sled Base FAE2M-SGBH24CPAN2								
	2441	2512	2586	2730	2874	3019	3165	3309	3600
	24" Two Panel Fully Closed Polymer Arm Start Unit, Guest Back, Silver Metallic Sled Base FAE2M-SGBH242PFPAS2								
	2335	2450	2566	2730	2911	3089	3288	3484	3804
	24" Two Panel Fully Closed Polymer Arm Start Unit, Guest Back, Brushed Nickel Sled Base FAE2M-SGBH242PFPAN2								
	2551	2667	2782	2945	3127	3305	3504	3701	4020
	24" Single Panel Fully Closed Polymer Arm Start Unit, Guest Back, Silver Metallic Sled Base FAE2M-SGBH241PFPAS2								
	2715	2886	3057	3277	3528	3774	4058	4337	4761
	24" Single Panel Fully Closed Polymer Arm Start Unit, Guest Back, Brushed Nickel Sled Base FAE2M-SGBH241PFPAN2								
	2931	3102	3273	3492	3744	3991	4274	4553	4978

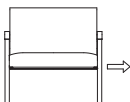
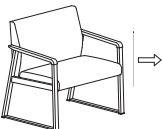
ORDERING NOTES: Faeron Metal chairs can be specified with a Wood Arm (WA) or a Solid Surface Arm (SA), replace "PA" in the model number with the **Arm Style** selection below and add the upcharge listed. **Patient backs** are available on multiple units, please change the model number FAE2M-SGBH to FAE2M-SPBH, and add the upcharges on page 449 per back.

Faeron Behavioral Health Option Upcharges		\$ List	\$ List
Kinetic Back	126	Supplemental Weight - 21"	409
Solid Surface Arm (per pair) - Gr A White	601	Supplemental Weight - 24"	337
Solid Surface Arm (per pair) - Gr A Color	627	Ganging Bracket	60
Solid Surface Arm (per pair) - Gr B	677	Combination Upholstery - Dual	34
Solid Surface Arm (per pair) - Gr C	711	Combination Upholstery - Three	67
Wood Arm (WA) - (per pair)	225	Removeable Seat Cover (per seat)	94
Floor Anchor Brackets (Sled base only)	160	Removeable Back Cover (per back)	60
Springless Seat	122	CAL 133 & Moisture Barrier (per yard)	67

PRODUCT CODE KEY

Line	Series	Chair Type	Size	Arm Type	Arm Style	Metal Finish	Base Type
FAE	2M	SGBH	21	O	PA	S	1
Faeron	Chair	Start-Guest Seating		Open Arm	Polymer Arm	Silver Metallic	Leg Base
		CGBH	24	C	WA	N	2
		Center-Guest Seating		Closed Arm	Wood Arm	Brushed Nickel	Sled Base
		EGBH	30	2PF	SA		
		End-Guest Seating		Two Panel Fully Closed Arm	Solid Surface Arm		
			44	1PF			
				Single Panel Fully Closed Arm			

FAERON METAL BEHAVIORAL HEALTH | MULTIPLE SEATING - START, CENTER & END UNITS

DESCRIPTION/MODEL		FABRIC GRADES									LEATHER	
		COM 1	2	COL 3	4	5	6	7	8	9		
	Start - Leg Base	30" Open Polymer Arm Start Unit, Guest Back, Silver Metallic Leg Base										
	FAE2M-SGBH30OPAS1	1869	1937	2008	2146	2284	2425	2563	2701	2980		
	30" Open Polymer Arm Start Unit, Guest Back, Brushed Nickel Leg Base											
	FAE2M-SGBH30OPAN1	2085	2153	2223	2362	2501	2640	2779	2917	3197		
	30" Closed Polymer Arm Start Unit, Guest Back, Silver Metallic Leg Base											
	FAE2M-SGBH30CPAS1	2336	2428	2523	2710	2895	3083	3269	3458	3833		
	30" Closed Polymer Arm Start Unit, Guest Back, Brushed Nickel Leg Base											
	FAE2M-SGBH30CPAN1	2552	2644	2739	2926	3112	3299	3486	3673	4048		
	Start - Sled Base	30" Open Polymer Arm Start Unit, Guest Back, Silver Metallic Sled Base										
	FAE2M-SGBH30OPAS2	2010	2079	2149	2286	2426	2566	2703	2843	3121		
	30" Open Polymer Arm Start Unit, Guest Back, Brushed Nickel Sled Base											
	FAE2M-SGBH30OPAN2	2227	2295	2365	2503	2641	2782	2920	3058	3337		
	30" Closed Polymer Arm Start Unit, Guest Back, Silver Metallic Sled Base											
	FAE2M-SGBH30CPAS2	2476	2569	2664	2850	3037	3224	3410	3599	3974		
	30" Closed Polymer Arm Start Unit, Guest Back, Brushed Nickel Sled Base											
	FAE2M-SGBH30CPAN2	2693	2785	2880	3067	3252	3440	3626	3815	4190		
	30" Two Panel Fully Closed Polymer Arm Start Unit, Guest Back, Silver Metallic Sled Base											
	FAE2M-SGBH302PPAS2	2587	2722	2860	3064	3288	3512	3750	3991	4395		
	30" Two Panel Fully Closed Polymer Arm Start Unit, Guest Back, Brushed Nickel Sled Base											
	FAE2M-SGBH302PPAN2	2802	2938	3076	3281	3503	3728	3966	4206	4611		
	30" Single Panel Fully Closed Polymer Arm Start Unit, Guest Back, Silver Metallic Sled Base											
	FAE2M-SGBH301PPAS2	2967	3158	3351	3612	3904	4197	4520	4843	5352		
	30" Single Panel Fully Closed Polymer Arm Start Unit, Guest Back, Brushed Nickel Sled Base											
	FAE2M-SGBH301PPAN2	3182	3374	3567	3828	4120	4414	4736	5058	5569		


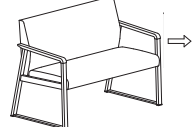
ORDERING NOTES: Faeron Metal chairs can be specified with a Wood Arm (WA) or a Solid Surface Arm (SA), replace "PA" in the model number with the **Arm Style** selection below and add the upcharge listed. **Patient backs** are available on multiple units, please change the model number FAE2M-SGBH to FAE2M-SPBH, and add the upcharges on page 449 per back.

Faeron Behavioral Health Option Upcharges		\$ List		\$ List
Solid Surface Arm (per pair) - Gr A White	601	Supplemental Weight - 30"		180
Solid Surface Arm (per pair) - Gr A Color	627	Ganging Bracket		60
Solid Surface Arm (per pair) - Gr B	677	Combination Upholstery - Dual		34
Solid Surface Arm (per pair) - Gr C	711	Combination Upholstery - Three		67
Wood Arm (WA) - (per pair)	225	Removeable Seat Cover (per seat)		94
Floor Anchor Brackets (Sled base only)	160	Removeable Back Cover (per back)		60
Springless Seat	122	CAL 133 & Moisture Barrier (per yard)		67

PRODUCT CODE KEY

Line	Series	Chair Type	Size	Arm Type	Arm Style	Metal Finish	Base Type
FAE	2M	SGBH	21	O	PA	S	1
Faeron	Chair	Start-Guest Seating		Open Arm	Polymer Arm	Silver Metallic	Leg Base
		CGBH	24	C	WA	N	2
		Center-Guest Seating		Closed Arm	Wood Arm	Brushed Nickel	Sled Base
		EGBH	30	2PF	SA		
		End-Guest Seating		Two Panel Fully Closed Arm	Solid Surface Arm		
			44	1PF			
				Single Panel Fully Closed Arm			

FAERON METAL BEHAVIORAL HEALTH | MULTIPLE SEATING - START, CENTER & END UNITS

DESCRIPTION/MODEL	COM		COL		FABRIC GRADES			LEATHER	
	1	2	3	4	5	6	7	8	9
Start 	44" Open Polymer Arm Start Unit, Guest Back, Silver Metallic Leg Base FAE2M-SGBH44OPAS1								
	2313	2400	2488	2662	2838	3012	3187	3362	3712
	44" Open Polymer Arm Start Unit, Guest Back, Brushed Nickel Leg Base FAE2M-SGBH44OPAN1								
	2529	2615	2703	2878	3053	3228	3404	3578	3929
	44" Closed Polymer Arm Start Unit, Guest Back, Silver Metallic Leg Base FAE2M-SGBH44CPAS1								
	2778	2890	3001	3224	3448	3671	3895	4118	4565
	44" Closed Polymer Arm Start Unit, Guest Back, Brushed Nickel Leg Base FAE2M-SGBH44CPAN1								
	2994	3106	3218	3440	3664	3887	4110	4334	4781
Start - Sled Base 	44" Open Polymer Arm Start Unit, Guest Back, Silver Metallic Sled Base FAE2M-SGBH44OPAS2								
	2453	2541	2629	2803	2978	3154	3329	3503	3854
	44" Open Polymer Arm Start Unit, Guest Back, Brushed Nickel Sled Base FAE2M-SGBH44OPAN2								
	2670	2757	2845	3019	3195	3370	3545	3719	4069
	44" Closed Polymer Arm Start Unit, Guest Back, Silver Metallic Sled Base FAE2M-SGBH44CPAS2								
	2919	3032	3143	3366	3589	3812	4036	4258	4706
	44" Closed Polymer Arm Start Unit, Guest Back, Brushed Nickel Sled Base FAE2M-SGBH44CPAN2								
	3135	3247	3358	3581	3806	4028	4252	4475	4922
	44" Two Panel Fully Closed Polymer Arm Start Unit, Guest Back, Silver Metallic Sled Base FAE2M-SGBH442PFPAS2								
	3030	3184	3340	3581	3840	4100	4376	4651	5128
	44" Two Panel Fully Closed Polymer Arm Start Unit, Guest Back, Brushed Nickel Sled Base FAE2M-SGBH442PFPAN2								
	3246	3400	3556	3797	4057	4316	4592	4866	5343
	44" Single Panel Fully Closed Polymer Arm Start Unit, Guest Back, Silver Metallic Sled Base FAE2M-SGBH441PFPAS2								
	3410	3620	3831	4128	4457	4785	5146	5504	6085
	44" Single Panel Fully Closed Polymer Arm Start Unit, Guest Back, Brushed Nickel Sled Base FAE2M-SGBH441PFPAN2								
	3626	3836	4047	4344	4673	5002	5362	5719	6301

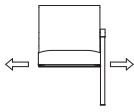
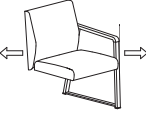
ORDERING NOTES: Faeron Metal chairs can be specified with a Wood Arm (WA) or a Solid Surface Arm (SA), replace "PA" in the model number with the **Arm Style** selection below and add the upcharge listed. **Patient backs** are available on multiple units, please change the model number FAE2M-SGBH to FAE2M-SPBH, and add the upcharges on page 449 per back.

Faeron Behavioral Health Option Upcharges		\$ List			\$ List
Solid Surface Arm (per pair) - Gr A White		601	Ganging Bracket		60
Solid Surface Arm (per pair) - Gr A Color		627	Combination Upholstery - Dual		34
Solid Surface Arm (per pair) - Gr B		677	Combination Upholstery - Three		67
Solid Surface Arm (per pair) - Gr C		711	Removeable Seat Cover (per seat)		94
Wood Arm (WA) - (per pair)		225	Removable Back Cover (per back)		60
Floor Anchor Brackets (Sled base only)		160	CAL 133 & Moisture Barrier (per yard)		67
Springless Seat		122			

PRODUCT CODE KEY

Line	Series	Chair Type	Size	Arm Type	Arm Style	Metal Finish	Base Type
FAE	2M	SGBH	21	O	PA	S	1
Faeron	Chair	Start-Guest Seating		Open Arm	Polymer Arm	Silver Metallic	Leg Base
		CGBH	24	C	WA	N	2
		Center-Guest Seating		Closed Arm	Wood Arm	Brushed Nickel	Sled Base
		EGBH	30	2PF	SA		
		End-Guest Seating		Two Panel Fully Closed Arm	Solid Surface Arm		
			44	1PF			
				Single Panel Fully Closed Arm			

FAERON METAL BEHAVIORAL HEALTH | MULTIPLE SEATING - START, CENTER & END UNITS

DESCRIPTION/MODEL	COM		COL	FABRIC GRADES			LEATHER		
	1	2	3	4	5	6	7	8	9
Center - Leg Base 	21" Open Polymer Arm Center Unit, Guest Back, Silver Metallic Leg Base FAE2M-CGBH21OPAS1								
	1431	1479	1529	1625	1722	1819	1914	2011	2203
	21" Open Polymer Arm Center Unit, Guest Back, Brushed Nickel Leg Base FAE2M-CGBH21OPAN1								
	1647	1695	1746	1841	1938	2035	2130	2227	2420
	21" Closed Polymer Arm Center Unit, Guest Back, Silver Metallic Leg Base FAE2M-CGBH21CPAS1								
	1705	1767	1825	1947	2068	2188	2308	2428	2671
	21" Closed Polymer Arm Center Unit, Guest Back, Brushed Nickel Leg Base FAE2M-CGBH21CPAN1								
	1921	1982	2042	2164	2284	2404	2525	2643	2886
Center - Sled Base 	21" Open Polymer Arm Center Unit, Guest Back, Silver Metallic Sled Base FAE2M-CGBH21OPAS2								
	1506	1555	1605	1701	1797	1895	1989	2087	2279
	21" Open Polymer Arm Center Unit, Guest Back, Brushed Nickel Sled Base FAE2M-CGBH21OPAN2								
	1723	1771	1821	1917	2013	2111	2206	2302	2495
	21" Closed Polymer Arm Center Unit, Guest Back, Silver Metallic Sled Base FAE2M-CGBH21CPAS2								
	1780	1842	1901	2023	2144	2263	2384	2504	2746
	21" Closed Polymer Arm Center Unit, Guest Back, Brushed Nickel Sled Base FAE2M-CGBH21CPAN2								
	1997	2058	2117	2239	2360	2480	2600	2719	2962
	21" Two Panel Fully Closed Polymer Arm Center Unit, Guest Back, Silver Metallic Sled Base FAE2M-CGBH212PFPAS2								
	1795	1877	1960	2090	2229	2367	2513	2660	2916
	21" Two Panel Fully Closed Polymer Arm Center Unit, Guest Back, Brushed Nickel Sled Base FAE2M-CGBH212PFPAN2								
	2011	2093	2176	2305	2445	2584	2728	2877	3133
	21" Single Panel Fully Closed Polymer Arm Center Unit, Guest Back, Silver Metallic Sled Base FAE2M-CGBH211PFPAS2								
	1985	2094	2206	2363	2536	2711	2898	3087	3395
	21" Single Panel Fully Closed Polymer Arm Center Unit, Guest Back, Brushed Nickel Sled Base FAE2M-CGBH211PFPAN2								
	2201	2311	2422	2578	2753	2927	3113	3303	3612

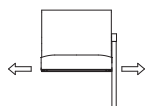
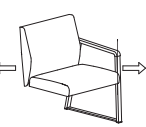
ORDERING NOTES: Faeron Metal chairs can be specified with a Wood Arm (WA) or a Solid Surface Arm (SA), replace "PA" in the model number with the **Arm Style** selection below and add the upcharge listed. **Patient backs** are available on multiple units, please change the model number FAE2M-SGBH to FAE2M-SPBH, and add the upcharges on page 449 per back.

Faeron Behavioral Health Option Upcharges		\$ List		\$ List
Kinetic Back		126	Supplemental Weight - 21"	409
Solid Surface Arm (each) - Gr A White		301	Supplemental Weight - 24"	337
Solid Surface Arm (each) - Gr A Color		313	Ganging Bracket	60
Solid Surface Arm (each) - Gr B		337	Combination Upholstery - Dual	34
Solid Surface Arm (each) - Gr C		355	Combination Upholstery - Three	67
Wood Arm (WA) - (per pair)		113	Removeable Seat Cover (per seat)	94
Floor Anchor Brackets (Sled base only)		160	Removeable Back Cover (per back)	60
Springless Seat		122	CAL 133 & Moisture Barrier (per yard)	67

PRODUCT CODE KEY

Line	Series	Chair Type	Size	Arm Type	Arm Style	Metal Finish	Base Type
FAE	2M	SGBH	21	O	PA	S	1
Faeron	Chair	Start-Guest Seating		Open Arm	Polymer Arm	Silver Metallic	Leg Base
		CGBH	24	C	WA	N	2
		Center-Guest Seating		Closed Arm	Wood Arm	Brushed Nickel	Sled Base
		EGBH	30	2PF	SA		
		End-Guest Seating		Two Panel Fully Closed Arm	Solid Surface Arm		
			44	1PF			
				Single Panel Fully Closed Arm			

FAERON METAL BEHAVIORAL HEALTH | MULTIPLE SEATING - START, CENTER & END UNITS

DESCRIPTION/MODEL	COM		COL		FABRIC GRADES			LEATHER	
	1	2	3	4	5	6	7	8	9
 Center - Leg Base 24" Open Polymer Arm Center Unit, Guest Back, Silver Metallic Leg Base FAE2M-CGBH24OPAS1	1541	1587	1636	1734	1829	1927	2023	2121	2313
	24" Open Polymer Arm Center Unit, Guest Back, Brushed Nickel Leg Base FAE2M-CGBH24OPAN1								
	24" Closed Polymer Arm Center Unit, Guest Back, Silver Metallic Leg Base FAE2M-CGBH24CPAS1								
	24" Closed Polymer Arm Center Unit, Guest Back, Brushed Nickel Leg Base FAE2M-CGBH24CPAN1								
 Center - Sled Base 24" Open Polymer Arm Center Unit, Guest Back, Silver Metallic Sled Base FAE2M-CGBH24OPAS2	1617	1663	1712	1810	1904	2003	2098	2196	2388
	24" Open Polymer Arm Center Unit, Guest Back, Brushed Nickel Sled Base FAE2M-CGBH24OPAN2								
	24" Closed Polymer Arm Center Unit, Guest Back, Silver Metallic Sled Base FAE2M-CGBH24CPAS2								
	24" Closed Polymer Arm Center Unit, Guest Back, Brushed Nickel Sled Base FAE2M-CGBH24CPAN2								
	24" Two Panel Fully Closed Polymer Arm Center Unit, Guest Back, Silver Metallic Sled Base FAE2M-CGBH242PFPAS2								
	24" Two Panel Fully Closed Polymer Arm Center Unit, Guest Back, Brushed Nickel Sled Base FAE2M-CGBH242PFPAN2								
	24" Single Panel Fully Closed Polymer Arm Center Unit, Guest Back, Silver Metallic Sled Base FAE2M-CGBH241PFPAS2								
	24" Single Panel Fully Closed Polymer Arm Center Unit, Guest Back, Brushed Nickel Sled Base FAE2M-CGBH241PFPAN2								

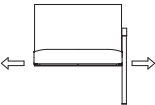
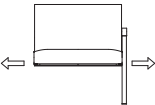
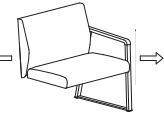
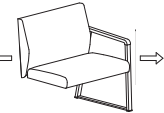
ORDERING NOTES: Faeron Metal chairs can be specified with a Wood Arm (WA) or a Solid Surface Arm (SA), replace "PA" in the model number with the **Arm Style** selection below and add the upcharge listed. **Patient backs** are available on multiple units, please change the model number FAE2M-CGBH to FAE2M-CPBH, and add the upcharges on page 449 per back.

Faeron Behavioral Health Option Upcharges		\$ List			\$ List
Kinetic Back		126	Supplemental Weight - 21"		409
Solid Surface Arm (each) - Gr A White		301	Supplemental Weight - 24"		337
Solid Surface Arm (each) - Gr A Color		313	Ganging Bracket		60
Solid Surface Arm (each) - Gr B		337	Combination Upholstery - Dual		34
Solid Surface Arm (each) - Gr C		355	Combination Upholstery - Three		67
Wood Arm (WA) - (per pair)		113	Removeable Seat Cover (per seat)		94
Floor Anchor Brackets (Sled base only)		160	Removeable Back Cover (per back)		60
Springless Seat		122	CAL 133 & Moisture Barrier (per yard)		67

PRODUCT CODE KEY

Line	Series	Chair Type	Size	Arm Type	Arm Style	Metal Finish	Base Type
FAE	2M	SGBH	21	O	PA	S	1
Faeron	Chair	Start-Guest Seating		Open Arm	Polymer Arm	Silver Metallic	Leg Base
		CGBH	24	C	WA	N	2
		Center-Guest Seating		Closed Arm	Wood Arm	Brushed Nickel	Sled Base
		EGBH	30	2PF	SA		
		End-Guest Seating		Two Panel Fully Closed Arm	Solid Surface Arm		
			44	1PF			
				Single Panel Fully Closed Arm			

FAERON METAL BEHAVIORAL HEALTH | MULTIPLE SEATING - START, CENTER & END UNITS

DESCRIPTION/MODEL	COM		COL		FABRIC GRADES			LEATHER	
	1	2	3	4	5	6	7	8	9
Center - Leg Base									
	30" Open Polymer Arm Center Unit, Guest Back, Silver Metallic Leg Base FAE2M-CGBH30OPAS1								
	1792	1862	1930	2071	2208	2346	2488	2626	2904
	30" Open Polymer Arm Center Unit, Guest Back, Brushed Nickel Leg Base FAE2M-CGBH30OPAN1								
	2008	2079	2147	2287	2424	2563	2704	2842	3119
	30" Closed Polymer Arm Center Unit, Guest Back, Silver Metallic Leg Base FAE2M-CGBH30CPAS1								
	2065	2147	2229	2390	2555	2717	2881	3042	3370
	30" Closed Polymer Arm Center Unit, Guest Back, Brushed Nickel Leg Base FAE2M-CGBH30CPAN1								
	2280	2363	2445	2607	2772	2933	3096	3259	3586
Center - Sled Base									
	30" Open Polymer Arm Center Unit, Guest Back, Silver Metallic Sled Base FAE2M-CGBH30OPAS2								
	1867	1938	2006	2147	2283	2422	2564	2701	2979
	30" Open Polymer Arm Center Unit, Guest Back, Brushed Nickel Sled Base FAE2M-CGBH30OPAN2								
	1943	2013	2082	2222	2359	2497	2639	2777	3055
	30" Closed Polymer Arm Center Unit, Guest Back, Silver Metallic Sled Base FAE2M-CGBH30CPAS2								
	2140	2222	2304	2466	2631	2793	2956	3118	3446
	30" Closed Polymer Arm Center Unit, Guest Back, Brushed Nickel Sled Base FAE2M-CGBH30CPAN2								
	2356	2439	2521	2682	2847	3009	3172	3334	3662
	30" Two Panel Fully Closed Polymer Arm Center Unit, Guest Back, Silver Metallic Sled Base FAE2M-CGBH302PPAS2								
	2156	2260	2362	2535	2715	2895	3087	3276	3616
	30" Two Panel Fully Closed Polymer Arm Center Unit, Guest Back, Brushed Nickel Sled Base FAE2M-CGBH302PPAN2								
	2232	2336	2438	2611	2790	2971	3162	3351	3691
	30" Single Panel Fully Closed Polymer Arm Center Unit, Guest Back, Silver Metallic Sled Base FAE2M-CGBH301PPAS2								
	2346	2478	2608	2808	3022	3239	3471	3702	4095
	30" Single Panel Fully Closed Polymer Arm Center Unit, Guest Back, Brushed Nickel Sled Base FAE2M-CGBH301PPAN2								
	2422	2553	2683	2884	3098	3314	3546	3777	4170


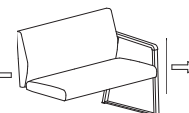
ORDERING NOTES: Faeron Metal chairs can be specified with a Wood Arm (WA) or a Solid Surface Arm (SA), replace "PA" in the model number with the **Arm Style** selection below and add the upcharge listed. **Patient backs** are available on multiple units, please change the model number FAE2M-CGBH to FAE2M-CPBH, and add the upcharges on page 449 per back.

Faeron Behavioral Health Option Upcharges		\$ List			\$ List
Solid Surface Arm (each) - Gr A White		301	Supplemental Weight - 30"		180
Solid Surface Arm (each) - Gr A Color		313	Ganging Bracket		60
Solid Surface Arm (each) - Gr B		337	Combination Upholstery - Dual		34
Solid Surface Arm (each) - Gr C		355	Combination Upholstery - Three		67
Wood Arm (each)		113	Removable Seat Cover (per seat)		94
Floor Anchor Brackets (Sled base only)		160	Removable Back Cover (per back)		60
Springless Seat		122	CAL 133 & Moisture Barrier (per yard)		67

PRODUCT CODE KEY

Line	Series	Chair Type	Size	Arm Type	Arm Style	Metal Finish	Base Type
FAE	2M	SGBH	21	O	PA	S	1
Faeron	Chair	Start-Guest Seating		Open Arm	Polymer Arm	Silver Metallic	Leg Base
		CGBH	24	C	WA	N	2
		Center-Guest Seating		Closed Arm	Wood Arm	Brushed Nickel	Sled Base
		EBBH	30	2PF	SA		
		End-Guest Seating		Two Panel Fully Closed Arm	Solid Surface Arm		
			44	1PF			
				Single Panel Fully Closed Arm			

FAERON METAL BEHAVIORAL HEALTH | MULTIPLE SEATING - START, CENTER & END UNITS

DESCRIPTION/MODEL		COM 1	2	COL 3	FABRIC GRADES			7	LEATHER 8	9
	Center - Leg Base	44" Open Polymer Arm Center Unit, Guest Back, Silver Metallic Leg Base FAE2M-CGBH44OPAS1								
		2235	2323	2410	2585	2760	2936	3110	3285	3636
		44" Open Polymer Arm Center Unit, Guest Back, Brushed Nickel Leg Base FAE2M-CGBH44OPAN1								
		2451	2539	2627	2801	2976	3153	3326	3501	3852
		44" Closed Polymer Arm Center Unit, Guest Back, Silver Metallic Leg Base FAE2M-CGBH44CPAS1								
		2510	2609	2706	2907	3106	3304	3504	3703	4101
		44" Closed Polymer Arm Center Unit, Guest Back, Brushed Nickel Leg Base FAE2M-CGBH44CPAN1								
		2726	2824	2923	3123	3323	3520	3721	3919	4317
	Center - Sled Base	44" Open Polymer Arm Center Unit, Guest Back, Silver Metallic Sled Base FAE2M-CGBH44OPAS2								
		2453	2541	2629	2803	2978	3154	3329	3503	3854
		44" Open Polymer Arm Center Unit, Guest Back, Brushed Nickel Sled Base FAE2M-CGBH44OPAN2								
		2670	2757	2845	3019	3195	3370	3545	3719	4069
		44" Closed Polymer Arm Center Unit, Guest Back, Silver Metallic Sled Base FAE2M-CGBH44CPAS2								
		2919	3032	3143	3366	3589	3812	4036	4258	4706
		44" Closed Polymer Arm Center Unit, Guest Back, Brushed Nickel Sled Base FAE2M-CGBH44CPAN2								
		3135	3247	3358	3581	3806	4028	4252	4475	4922
		44" Two Panel Fully Closed Polymer Arm Center Unit, Guest Back, Silver Metallic Sled Base FAE2M-CGBH442PPAS2								
		2599	2721	2842	3050	3267	3486	3709	3935	4349
		44" Two Panel Fully Closed Polymer Arm Center Unit, Guest Back, Brushed Nickel Sled Base FAE2M-CGBH442PPAN2								
		2816	2937	3058	3266	3483	3702	3924	4150	4564
		44" Single Panel Fully Closed Polymer Arm Center Unit, Guest Back, Silver Metallic Sled Base FAE2M-CGBH441PPAS2								
		2789	2938	3088	3323	3575	3829	4093	4361	4827
		44" Single Panel Fully Closed Polymer Arm Center Unit, Guest Back, Brushed Nickel Sled Base FAE2M-CGBH441PPAN2								
		3006	3155	3304	3539	3791	4045	4309	4576	5043

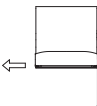
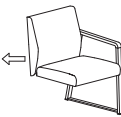
ORDERING NOTES: Faeron Metal chairs can be specified with a Wood Arm (WA) or a Solid Surface Arm (SA), replace "PA" in the model number with the **Arm Style** selection below and add the upcharge listed. **Patient backs** are available on multiple units, please change the model number FAE2M-CGBH to FAE2M-CPBH, and add the upcharges on page 449 per back.

Faeron Behavioral Health Option Upcharges		\$ List	\$ List
Solid Surface Arm (each) - Gr A White	301	Ganging Bracket	60
Solid Surface Arm (each) - Gr A Color	313	Combination Upholstery - Dual	34
Solid Surface Arm (each) - Gr B	337	Combination Upholstery - Three	67
Solid Surface Arm (each) - Gr C	355	Removeable Seat Cover (per seat)	94
Wood Arm (each)	113	Removable Back Cover (per back)	60
Floor Anchor Brackets (Sled base only)	160	CAL 133 & Moisture Barrier (per yard)	67
Springless Seat	122		

PRODUCT CODE KEY

Line	Series	Chair Type	Size	Arm Type	Arm Style	Metal Finish	Base Type
FAE	2M	SGBH	21	O	PA	S	1
Faeron	Chair	Start-Guest Seating		Open Arm	Polymer Arm	Silver Metallic	Leg Base
		CGBH	24	C	WA	N	2
		Center-Guest Seating		Closed Arm	Wood Arm	Brushed Nickel	Sled Base
		EGBH	30	2PF	SA		
		End-Guest Seating		Two Panel Fully Closed Arm	Solid Surface Arm		
			44	1PF			
				Single Panel Fully Closed Arm			

FAERON METAL BEHAVIORAL HEALTH | MULTIPLE SEATING - START, CENTER & END UNITS

DESCRIPTION/MODEL		COM 1	2	COL 3	FABRIC GRADES 456			LEATHER 789		
<div>End - Leg Base</div> 	21" Open Polymer Arm End Unit, Guest Back, Silver Metallic Leg Base FAE2M-EGBH21OPAS1	1431	1479	1529	1625	1722	1819	1914	2011	2203
	21" Open Polymer Arm End Unit, Guest Back, Brushed Nickel Leg Base FAE2M-EGBH21OPAN1	1647	1695	1746	1841	1938	2035	2130	2227	2420
	21" Closed Polymer Arm End Unit, Guest Back, Silver Metallic Leg Base FAE2M-EGBH21CPAS1	1705	1767	1825	1947	2068	2188	2308	2428	2671
	21" Closed Polymer Arm End Unit, Guest Back, Brushed Nickel Leg Base FAE2M-EGBH21CPAN1	1921	1982	2042	2164	2284	2404	2525	2643	2886
<div>End - Sled Base</div> 	21" Open Polymer Arm End Unit, Guest Back, Silver Metallic Sled Base FAE2M-EGBH21OPAS2	1506	1555	1605	1701	1797	1895	1989	2087	2279
	21" Open Polymer Arm End Unit, Guest Back, Brushed Nickel Sled Base FAE2M-EGBH21OPAN2	1723	1771	1821	1917	2013	2111	2206	2302	2495
	21" Closed Polymer Arm End Unit, Guest Back, Silver Metallic Sled Base FAE2M-EGBH21CPAS2	1780	1842	1901	2023	2144	2263	2384	2504	2746
	21" Closed Polymer Arm End Unit, Guest Back, Brushed Nickel Sled Base FAE2M-EGBH21CPAN2	1997	2058	2117	2239	2360	2480	2600	2719	2962
	21" Two Panel Fully Closed Polymer Arm End Unit, Guest Back, Silver Metallic Sled Base FAE2M-EGBH212PPAS2	1795	1877	1960	2090	2229	2367	2513	2660	2916
	21" Two Panel Fully Closed Polymer Arm End Unit, Guest Back, Brushed Nickel Sled Base FAE2M-EGBH212PPAN2	2011	2093	2176	2305	2445	2584	2728	2877	3133
	21" Single Panel Fully Closed Polymer Arm End Unit, Guest Back, Silver Metallic Sled Base FAE2M-EGBH211PPAS2	1985	2094	2206	2363	2536	2711	2898	3087	3395
	21" Single Panel Fully Closed Polymer Arm End Unit, Guest Back, Brushed Nickel Sled Base FAE2M-EGBH211PPAN2	2201	2311	2422	2578	2753	2927	3113	3303	3612

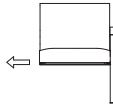

ORDERING NOTES: Faeron Metal chairs can be specified with a Wood Arm (WA) or a Solid Surface Arm (SA), replace "PA" in the model number with the **Arm Style** selection below and add the upcharge listed. **Patient backs** are available on multiple units, please change the model number FAE2M-EGBH to FAE2M-EPBH, and add the upcharges on page 449 per back.

Faeron Behavioral Health Option Upcharges	\$ List		\$ List
Kinetic Back	126	Supplemental Weight - 21"	409
Solid Surface Arm (each) - Gr A White	301	Supplemental Weight - 24"	337
Solid Surface Arm (each) - Gr A Color	313	Ganging Bracket	60
Solid Surface Arm (each) - Gr B	337	Combination Upholstery - Dual	34
Solid Surface Arm (each) - Gr C	355	Combination Upholstery - Three	67
Wood Arm (each)	113	Removeable Seat Cover (per seat)	94
Floor Anchor Brackets (Sled base only)	160	Removable Back Cover (per back)	60
Springless Seat	122	CAL 133 & Moisture Barrier (per yard)	67

PRODUCT CODE KEY

Line	Series	Chair Type	Size	Arm Type	Arm Style	Metal Finish	Base Type
FAE	2M	SGBH	21	O	PA	S	1
Faeron	Chair	Start-Guest Seating		Open Arm	Polymer Arm	Silver Metallic	Leg Base
		CGBH	24	C	WA	N	2
		Center-Guest Seating		Closed Arm	Wood Arm	Brushed Nickel	Sled Base
		EGBH	30	2PF	SA		
		End-Guest Seating		Two Panel Fully Closed Arm	Solid Surface Arm		
			44	1PF			
				Single Panel Fully Closed Arm			

FAERON METAL BEHAVIORAL HEALTH | MULTIPLE SEATING - START, CENTER & END UNITS

DESCRIPTION/MODEL		COM 1	2	COL 3	FABRIC GRADES 4			5	6	7	LEATHER 8	9
	End - Leg Base											
	24" Open Polymer Arm End Unit, Guest Back, Silver Metallic Leg Base FAE2M-EGBH24OPAS1	1541	1587	1636	1734	1829	1927	2023	2121	2313		
	24" Open Polymer Arm End Unit, Guest Back, Brushed Nickel Leg Base FAE2M-EGBH24OPAN1	1757	1803	1852	1950	2045	2144	2239	2336	2529		
	24" Closed Polymer Arm End Unit, Guest Back, Silver Metallic Leg Base FAE2M-EGBH24CPAS1	1814	1874	1935	2056	2176	2298	2418	2539	2779		
	24" Closed Polymer Arm End Unit, Guest Back, Brushed Nickel Leg Base FAE2M-EGBH24CPAN1	2030	2089	2151	2273	2392	2514	2634	2756	2994		
	End - Sled Base											
	24" Open Polymer Arm End Unit, Guest Back, Silver Metallic Sled Base FAE2M-EGBH24OPAS2	1617	1663	1712	1810	1904	2003	2098	2196	2388		
	24" Open Polymer Arm End Unit, Guest Back, Brushed Nickel Sled Base FAE2M-EGBH24OPAN2	1833	1879	1927	2026	2121	2219	2315	2411	2605		
	24" Closed Polymer Arm End Unit, Guest Back, Silver Metallic Sled Base FAE2M-EGBH24CPAS2	1890	1949	2010	2132	2252	2374	2493	2615	2854		
	24" Closed Polymer Arm End Unit, Guest Back, Brushed Nickel Sled Base FAE2M-EGBH24CPAN2	2106	2165	2227	2348	2468	2590	2710	2831	3070		
	24" Two Panel Fully Closed Polymer Arm End Unit, Guest Back, Silver Metallic Sled Base FAE2M-EGBH242PFPAS2	1905	1985	2067	2199	2336	2475	2622	2769	3026		
	24" Two Panel Fully Closed Polymer Arm End Unit, Guest Back, Brushed Nickel Sled Base FAE2M-EGBH242PFPAN2	2122	2201	2283	2415	2552	2692	2838	2986	3242		
	24" Single Panel Fully Closed Polymer Arm End Unit, Guest Back, Silver Metallic Sled Base FAE2M-EGBH241PFPAS2	2095	2202	2313	2472	2643	2819	3007	3196	3504		
	24" Single Panel Fully Closed Polymer Arm End Unit, Guest Back, Brushed Nickel Sled Base FAE2M-EGBH241PFPAN2	2312	2419	2529	2688	2860	3035	3222	3412	3721		

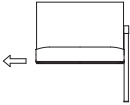
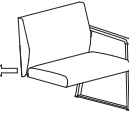
ORDERING NOTES: Faeron Metal chairs can be specified with a Wood Arm (WA) or a Solid Surface Arm (SA), replace "PA" in the model number with the **Arm Style** selection below and add the upcharge listed. **Patient backs** are available on multiple units, please change the model number FAE2M-EGBH to FAE2M-EPBH, and add the upcharges on page 449 per back.

Faeron Behavioral Health Option Upcharges	\$ List		\$ List
Kinetic Back	126	Supplemental Weight - 21”	409
Solid Surface Arm (each) - Gr A White	301	Supplemental Weight - 24”	337
Solid Surface Arm (each) - Gr A Color	313	Ganging Bracket	60
Solid Surface Arm (each) - Gr B	337	Combination Upholstery - Dual	34
Solid Surface Arm (each) - Gr C	355	Combination Upholstery - Three	67
Wood Arm (each)	113	Removeable Seat Cover (per seat)	94
Floor Anchor Brackets (Sled base only)	160	Removable Back Cover (per back)	60
Springless Seat	122	CAL 133 & Moisture Barrier (per yard)	67

PRODUCT CODE KEY

Line	Series	Chair Type	Size	Arm Type	Arm Style	Metal Finish	Base Type
FAE	2M	SGBH	21	O	PA	S	1
Faeron	Chair	Start-Guest Seating		Open Arm	Polymer Arm	Silver Metallic	Leg Base
		CGBH	24	C	WA	N	2
		Center-Guest Seating		Closed Arm	Wood Arm	Brushed Nickel	Sled Base
		EGBH	30	2PF	SA		
		End-Guest Seating		Two Panel Fully Closed Arm	Solid Surface Arm		
			44	1PF			
				Single Panel Fully Closed Arm			

FAERON METAL BEHAVIORAL HEALTH | MULTIPLE SEATING - START, CENTER & END UNITS

DESCRIPTION/MODEL	COM	FABRIC GRADES					LEATHER			
	1	2	3	4	5	6	7	8	9	
End - Leg Base										
	30" Open Polymer Arm End Unit, Guest Back, Silver Metallic Leg Base FAE2M-EGBH30OPAS1	1792	1862	1930	2071	2208	2346	2488	2626	2904
	30" Open Polymer Arm End Unit, Guest Back, Brushed Nickel Leg Base FAE2M-EGBH30OPAN1	2008	2079	2147	2287	2424	2563	2704	2842	3119
	30" Closed Polymer Arm End Unit, Guest Back, Silver Metallic Leg Base FAE2M-EGBH30CPAS1	2065	2147	2229	2390	2555	2717	2881	3042	3370
	30" Closed Polymer Arm End Unit, Guest Back, Brushed Nickel Leg Base FAE2M-EGBH30CPAN1	2280	2363	2445	2607	2772	2933	3096	3259	3586
End - Sled Base										
	30" Open Polymer Arm End Unit, Guest Back, Silver Metallic Sled Base FAE2M-EGBH30OPAS2	1867	1938	2006	2147	2283	2422	2564	2701	2979
	30" Open Polymer Arm End Unit, Guest Back, Brushed Nickel Sled Base FAE2M-EGBH30OPAN2	1943	2013	2082	2222	2359	2497	2639	2777	3055
	30" Closed Polymer Arm End Unit, Guest Back, Silver Metallic Sled Base FAE2M-EGBH30CPAS2	2140	2222	2304	2466	2631	2793	2956	3118	3446
	30" Closed Polymer Arm End Unit, Guest Back, Brushed Nickel Sled Base FAE2M-EGBH30CPAN2	2356	2439	2521	2682	2847	3009	3172	3334	3662
	30" Two Panel Fully Closed Polymer Arm End Unit, Guest Back, Silver Metallic Sled Base FAE2M-EGBH302PPFAS2	2156	2260	2362	2535	2715	2895	3087	3276	3616
	30" Two Panel Fully Closed Polymer Arm End Unit, Guest Back, Brushed Nickel Sled Base FAE2M-EGBH302PPFAN2	2232	2336	2438	2611	2790	2971	3162	3351	3691
	30" Single Panel Fully Closed Polymer Arm End Unit, Guest Back, Silver Metallic Sled Base FAE2M-EGBH301PPFAS2	2346	2478	2608	2808	3022	3239	3471	3702	4095
	30" Single Panel Fully Closed Polymer Arm End Unit, Guest Back, Brushed Nickel Sled Base FAE2M-EGBH301PPFAN2	2422	2553	2683	2884	3098	3314	3546	3777	4170

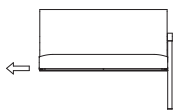

ORDERING NOTES: Faeron Metal chairs can be specified with a Wood Arm (WA) or a Solid Surface Arm (SA), replace "PA" in the model number with the **Arm Style** selection below and add the upcharge listed. **Patient backs** are available on multiple units, please change the model number FAE2M-EGBH to FAE2M-EPBH, and add the upcharges on page 449 per back.

Faeron Behavioral Health Option Upcharges		\$ List		\$ List	
Solid Surface Arm (each) - Gr A White	301	Supplemental Weight - 30"	180		
Solid Surface Arm (each) - Gr A Color	313	Ganging Bracket	60		
Solid Surface Arm (each) - Gr B	337	Combination Upholstery - Dual	34		
Solid Surface Arm (each) - Gr C	355	Combination Upholstery - Three	67		
Wood Arm (each)	113	Removeable Seat Cover (per seat)	94		
Floor Anchor Brackets (Sled base only)	160	Removable Back Cover (per back)	60		
Springless Seat	122	CAL 133 & Moisture Barrier (per yard)	67		

PRODUCT CODE KEY

Line	Series	Chair Type	Size	Arm Type	Arm Style	Metal Finish	Base Type
FAE	2M	SGBH	21	O	PA	S	1
Faeron	Chair	Start-Guest Seating		Open Arm	Polymer Arm	Silver Metallic	Leg Base
		CGBH	24	C	WA	N	2
		Center-Guest Seating		Closed Arm	Wood Arm	Brushed Nickel	Sled Base
		EGBH	30	2PF	SA		
		End-Guest Seating		Two Panel Fully Closed Arm	Solid Surface Arm		
			44	1PF			
				Single Panel Fully Closed Arm			

FAERON METAL BEHAVIORAL HEALTH | MULTIPLE SEATING - START, CENTER & END UNITS

DESCRIPTION/MODEL	COM		COL		FABRIC GRADES			LEATHER	
	1	2	3	4	5	6	7	8	9
End - Leg Base 	44" Open Polymer Arm End Unit, Guest Back, Silver Metallic Leg Base FAE2M-EGBH44OPAS1								
	2235	2323	2410	2585	2760	2936	3110	3285	3636
	44" Open Polymer Arm End Unit, Guest Back, Brushed Nickel Leg Base FAE2M-EGBH44OPAN1								
	2451	2539	2627	2801	2976	3153	3326	3501	3852
	44" Closed Polymer Arm End Unit, Guest Back, Silver Metallic Leg Base FAE2M-EGBH44CPAS1								
	2510	2609	2706	2907	3106	3304	3504	3703	4101
	44" Closed Polymer Arm End Unit, Guest Back, Brushed Nickel Leg Base FAE2M-EGBH44CPAN1								
	2726	2824	2923	3123	3323	3520	3721	3919	4317
End - Sled Base 	44" Open Polymer Arm End Unit, Guest Back, Silver Metallic Sled Base FAE2M-EGBH44OPAS2								
	2453	2541	2629	2803	2978	3154	3329	3503	3854
	44" Open Polymer Arm End Unit, Guest Back, Brushed Nickel Sled Base FAE2M-EGBH44OPAN2								
	2670	2757	2845	3019	3195	3370	3545	3719	4069
	44" Closed Polymer Arm End Unit, Guest Back, Silver Metallic Sled Base FAE2M-EGBH44CPAS2								
	2919	3032	3143	3366	3589	3812	4036	4258	4706
	44" Closed Polymer Arm End Unit, Guest Back, Brushed Nickel Sled Base FAE2M-EGBH44CPAN2								
	3135	3247	3358	3581	3806	4028	4252	4475	4922
	44" Two Panel Fully Closed Polymer Arm End Unit, Guest Back, Silver Metallic Sled Base FAE2M-EGBH442PPFAS2								
	2599	2721	2842	3050	3267	3486	3709	3935	4349
	44" Two Panel Fully Closed Polymer Arm End Unit, Guest Back, Brushed Nickel Sled Base FAE2M-EGBH442PPAN2								
	2816	2937	3058	3266	3483	3702	3924	4150	4564
	44" Single Panel Fully Closed Polymer Arm End Unit, Guest Back, Silver Metallic Sled Base FAE2M-EGBH441PPFAS2								
	2789	2938	3088	3323	3575	3829	4093	4361	4827
	44" Single Panel Fully Closed Polymer Arm End Unit, Guest Back, Brushed Nickel Sled Base FAE2M-EGBH441PPAN2								
	3006	3155	3304	3539	3791	4045	4309	4576	5043

ORDERING NOTES: Faeron Metal chairs can be specified with a Wood Arm (WA) or a Solid Surface Arm (SA), replace "PA" in the model number with the **Arm Style** selection below and add the upcharge listed. **Patient backs** are available on multiple units, please change the model number FAE2M-EGBH to FAE2M-EPBH, and add the upcharges on page 449 per back.

Faeron Behavioral Health Option Upcharges		\$ List	\$ List
Solid Surface Arm (each) - Gr A White	301	Ganging Bracket	60
Solid Surface Arm (each) - Gr A Color	313	Combination Upholstery - Dual	34
Solid Surface Arm (each) - Gr B	337	Combination Upholstery - Three	67
Solid Surface Arm (each) - Gr C	355	Removeable Seat Cover (per seat)	94
Wood Arm (each)	113	Removeable Back Cover (per back)	60
Floor Anchor Brackets (Sled base only)	160	CAL 133 & Moisture Barrier (per yard)	67
Springless Seat	122		

PRODUCT CODE KEY

Line	Series	Chair Type	Size	Arm Type	Arm Style	Metal Finish	Base Type
FAE	2M	SGBH	21	O	PA	S	1
Faeron	Chair	Start-Guest Seating		Open Arm	Polymer Arm	Silver Metallic	Leg Base
		CGBH	24	C	WA	N	2
		Center-Guest Seating		Closed Arm	Wood Arm	Brushed Nickel	Sled Base
		EGBH	30	2PF	SA		
		End-Guest Seating		Two Panel Fully Closed Arm	Solid Surface Arm		
			44	1PF			
				Single Panel Fully Closed Arm			

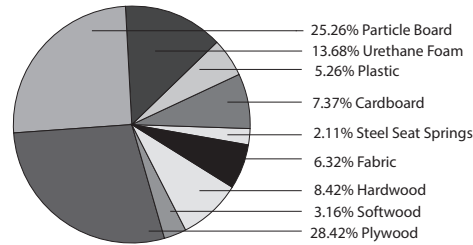
FAERON LOUNGE BEHAVIORAL HEALTH | ENVIRONMENTAL SUMMARY

LEED CI CREDITS

Lounge Seating



Material Content:



PRE-CONSUMER
RECYCLED CONTENT = 12.89%

POST-CONSUMER
RECYCLED CONTENT = 7.84%

Up to 14.95% of this Faeron Metal product is recyclable at the end of its useful life.

CONTRIBUTES TO

CREDIT 2.1 - 2.2	Construction Waste Management	1-2 point(s)
CREDIT 3.3	Resource Reuse	1 point
CREDIT 4.1	Recycled Content	1 point
CREDIT 4.5	Low Emitting Materials, Systems & Seating	1 point
CREDIT 5.1	Regional Materials*	1 point
CREDIT 7	Certified Wood (MUST BE REQUESTED)	1 point(s)

*This credit is only applicable if in total 20% of the combined value of the procurement of construction materials and in the furniture are manufactured within a radius of 500 miles. This credit will apply if the installation of the finished product occurs within 500 miles of Kitchener, Ontario.

level® CERTIFICATION, AIR EMISSIONS AND FSC® CERTIFICATION



level® CERTIFICATION

BIFMA's e3 Furniture Sustainability Standard is a voluntary, multi-attribute standard that measures the degree of sustainability of furniture. This standard evaluates product and company environmental attributes and compliance systems in a wide range of elements which include Materials, Energy & Atmosphere, Human & Ecosystem Health and Social Responsibility. Faeron products have earned level®, BIFMA's sustainability certification program for furniture, certification through third-party verification against the e3 standard.

AIR-EMISSIONS

All Faeron products are supplied with air-emissions certified. Contact customer service for information.



FSC®

In 2005, Krug received Forest Stewardship Council® (FSC®) Chain-of-Custody certification for our manufacturing facilities. The FSC® Chain-of-Custody tracks certified wood from seedling to final sale. It verifies that the material for our FSC certified products only come from well-managed, FSC®-certified forests and other controlled sources. FSC® is dedicated to the promotion of responsible forest management worldwide helping to take care of forests for future generations. Faeron and other Krug products can be specified with FSC® Certification. Contact customer service for further information, pricing and lead times.



Architects, designers, and building professionals can specify FSC®-certified products in order to achieve a point from the U.S. Green Building Council's Leadership in Energy and Environmental Design (LEED) Rating System.

FAERON LOUNGE BEHAVIORAL HEALTH | FEATURES



ARM PANEL POLYMER BASE

Faeron Metal Behavioral Health lounge seating is available with a ligature-resistant, cleanable, Grey polymer base securely fastened to the arm panel.



PLINTH BASE

Faeron Metal Behavioral Health lounge seating is also available with an Grey polymer plinth base that restricts access to the interior of the chair and dirt and debris from accumulating under the chair.



WALL SAVER

Faeron Lounge models feature a wall saver feature. The angle of the back is designed to keep the back away from the wall, to prevent wear and damage to both the chairs and to the walls of the facility.



LIGATURE RISK REDUCTION

Faeron Metal Behavioral Health lounge seating has been designed with ligature-resistant features such as closed arm panels and legless base options to significantly reduce anchor points.



RESTRICTED ACCESS UPHOLSTERY

This feature provides complete closure and elimination of the standard clean out space between seat, back and arm panels in the - hindering the use of these areas for hiding contraband. This feature reduces the ability to utilize the product for ligature.




TAMPER-RESISTANT HARDWARE

Tamper-resistant hardware is utilized in the construction of all Faeron Metal Behavioral Health seating. The specific tools needed to remove components for maintenance and replacement can be purchased from Krug..



INACCESSIBLE STAPLES

All staples on this product are covered and made inaccessible with a use of polymer underseat shield, fastened with tamper-resistant hardware.



UNDERSEAT SHIELD

The polymer shield is attached with tamper-resistant hardware. It is designed to restrict access to the interior of the chair.

SECURED GLIDES

The glides are screwed in place using temper resistant screws to hinder their removal. They can be field-replaced with the use of tools.

LATEX FREE

Krug products are made with latex-free materials to prevent the allergic reaction that latex causes in some people.

FINISH DURABILITY

The Krug finish, a proprietary catalyzed varnish formulation, has been repeatedly shown, through independent laboratory testing, to be the industry leader in durability and abrasion resistance. The Krug finish looks better longer than competitors, and is uniquely suited to the demands of healthcare environments.

WEIGHT CAPACITIES

Tested to meet or exceed the BIFMA X5.4 Lounge Standard

One-Seat - 500 lbs

One-Seat - Plus - 750 lbs

One-seat Wide - 500 lbs

One-seat Wide Plus - 750 lbs

Two-Seat - 625 lbs

Two-Seat Plus- 975 lbs

Three - Seat - 850 lbs

Three - Seat Plus- 1200 lbs

FAERON LOUNGE BEHAVIORAL HEALTH | OPTIONS



POLYMER ARM CAP

The optional Polymer Arm cap provides a fully seamless armrest for enhanced durability, protection and cleanability. It is available in Black, Grey and Taupe, and is replaceable if it become damaged or degraded.




WOOD ARM CAP

The optional Wood Arm cap provides a fully seamless armrest for enhanced durability, protection and cleanability. It is available in all standard wood finishes, and are replaceable if they become damaged or degraded.




SOLID SURFACE ARM CAP

The optional Solid Surface Arm cap provides a fully seamless armrest for enhanced durability, protection and cleanability. It is available in 8 standard Corian colors, and custom colors (at an upcharge). Arms are replaceable if they become damaged or degraded. Solid Surface not recommended for lower acuity environments.



PANEL ARM METAL BASE

An optional powder coated steel panel base is available on Faeron Metal Behavioral Health lounge seating. The base is ligature resistant and installed with tamper-resistant hardware.



ANCHOR BRACKETS

Heavy duty tamper-resistant anchor brackets are available to secure the chair to the floor.



COMBINATION UPHOLSTERY OPTIONS

When combination upholstery is specified with fabric of the same grade or COM, an upcharge for dual fabrics is **\$34 list** per unit and **\$67 list** per unit for three fabrics will be applied. When graded in combination upholstery is selected, use the highest grade upholstery selected or to obtain a quote for blended grading contact Customer Service (please provide the fabrics specified and location of where each fabric is to be applied on the product).

SUPPLEMENTAL WEIGHT

For additional safety and to minimize risk of weaponization, Faeron Behavioral Health Lounge can be specified with supplemental weight in increments of 10 lbs. at an upcharge of **\$56 list** per 10 lb. increment.

REMOVABLE/REPLACEABLE UPHOLSTERY

Removable upholstery covers can be specified on this product, to facilitate cleaning and assist with infection control. They utilize tamper-resistant hardware, and inaccessible staples. Replacement upholstery covers have the same features, and can be field installed with tamper-resistant fastener tools.

CAL133 & MOISTURE BARRIER

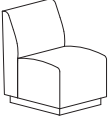


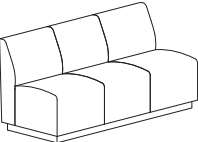
California Technical Bulletin 133 is a flammability test for seating. Krug offers a compliance method, in combination with non-flammable upholstery covers, may enable products to meet certification requirements for this test. This process at the same time also provides the products with a Moisture Barrier - a treatment that helps to prevent the passage of liquids and moisture to inside of the upholstered components - thereby conferring sanitary and anti-infection benefits. So when CAL 133 is specified, the product also automatically has a Moisture Barrier, and when a Moisture Barrier is specified, the product also features the compliance method and low flammability features of CAL 133.

The application of this up-charge and the compliance method does not mean that the specific configuration of product and upholstery cover are tested and officially certified as being CAL133 compliant. If the official certification is required, Krug will provide this (through an independent certified testing laboratory) at a charge of \$874 per item, plus the cost of the product to be tested. Lead time for certification testing is typically 4-8 weeks. Krug assumes no responsibility for the testing of our products in combination with upholstery covers, or for the results of any testing conducted. Some specific configurations of products and upholstery have already been tested. Please contact Customer Service for additional information.

FAERON LOUNGE BEHAVIORAL HEALTH | DIMENSIONS & COM**DIMENSIONS & COM REQUIREMENTS**

	Overall Width	Overall Depth	Overall Height	Seat Height	Height of Arms from Floor	Width between Arms	Seat Depth	Shipping Weight	Cube	COM YDG Entire	COM YDG Seat Only	COM YDG Back Only	COM YDG Arm Only (pair)
One Seat - Armless, Plinth Base													
Lounge	23	28.5	31.5	17.8	-	-	21	74	20	3.2	1.4	1.8	-
High Back	23	28.5	41.5	17.8	-	-	21	80	24	3.8	1.4	2.4	-
One Seat - Upholstered Arm, Plinth Base													
Lounge	28	30	31.5	17.8	24	23	21	114	20	6.3	1.4	1.8	3.1
High Back	28	30	41.5	17.8	24	23	21	120	24	6.9	1.4	2.4	3.1
One Seat - Upholstered Arm Panel w/ Polymer Base													
Lounge	28	31	31.5	17.8	24	23	21	95	20	6.2	1.3	1.7	3.2
High Back	28	31	41.5	17.8	24	23	21	100	24	6.8	1.3	2.3	3.2
One Seat - Upholstered Arm Panel w/ Metal Base													
Lounge	28	30	31.5	17.8	24	23	21	97	20	6.2	1.3	1.7	3.2
High Back	28	30	41.5	17.8	24	23	21	102	24	6.8	1.3	2.3	3.2
One Seat Wide - Armless, Plinth Base													
Lounge	30	28.5	31.5	17.8	-	-	21	88	23	3.4	1.6	1.8	-
High Back	30	28.5	41.5	17.8	-	-	21	94	27	4	1.6	2.4	-
One Seat Wide - Upholstered Arm, Plinth Base													
Lounge	35	30	31.5	17.8	24	23	21	128	23	6.5	1.6	1.8	3.1
High Back	35	30	41.5	17.8	24	23	21	134	27	7.1	1.6	2.4	3.1
One Seat Wide - Upholstered Arm Panel w/ Polymer Base													
Lounge	35	31	31.5	17.8	24	23	21	107	23	6.4	1.5	1.7	3.2
High Back	35	31	41.5	17.8	24	23	21	113	27	7	1.5	2.3	3.2
One Seat Wide - Upholstered Arm Panel w/ Metal Base													
Lounge	35	30	31.5	17.8	24	23	21	109	23	6.4	1.5	1.7	3.2
High Back	35	30	41.5	17.8	24	23	21	114	27	7	1.5	2.3	3.2
Two Seat - Armless, Plinth Base													
Lounge	46	28.5	31.5	17.8	-	-	21	124	36	4.5	1.8	2.7	-
High Back	46	28.5	41.5	17.8	-	-	21	135	43	5.4	1.8	3.6	-
Two Seat - Upholstered Arm, Plinth Base													
Lounge	51	30	31.5	17.8	24	23	21	164	36	7.6	1.8	2.7	3.1
High Back	51	30	41.5	17.8	24	23	21	175	43	8.5	1.8	3.6	3.1
Two Seat - Upholstered Arm Panel w/ Polymer Base													
Lounge	51	31	31.5	17.8	24	23	21	140	36	7.50	1.7	2.6	3.2
High Back	51	31	41.5	17.8	24	23	21	149	43	8.40	1.7	3.5	3.2
Two Seat - Upholstered Arm Panel w/ Metal Base													
Lounge	51	30	31.5	17.8	24	23	21	141	36	7.50	1.7	2.6	3.2
High Back	51	30	41.5	17.8	24	23	21	150	43	8.40	1.7	3.5	3.2
Three Seat - Armless, Plinth Base													
Lounge	69	28.5	31.5	17.8	-	-	21	172	52	6.1	2.6	3.5	-
High Back	69	28.5	41.5	17.8	-	-	21	187	61	7.4	2.6	4.8	-
Three Seat - Upholstered Arm, Plinth Base													
Lounge	74	30	31.5	17.8	24	23	21	213	52	9.2	2.6	3.5	3.1
High Back	74	30	41.5	17.8	24	23	21	228	61	10.5	2.6	4.8	3.1
Three Seat - Upholstered Arm Panel w/ Polymer Base													
Lounge	74	31	31.5	17.8	24	23	21	183	52	9.1	2.5	3.4	3.2
High Back	74	31	41.5	17.8	24	23	21	196	61	10.4	2.5	4.7	3.2
Three Seat - Upholstered Arm Panel w/ Metal Base													
Lounge	74	30	31.5	17.8	24	23	21	185	52	9.1	2.5	3.4	3.2
High Back	74	30	41.5	17.8	24	23	21	198	61	10.4	2.5	4.7	3.2

FAERON BEHAVIORAL HEALTH | ARMLESS LOUNGE





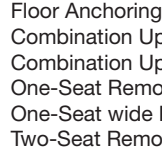
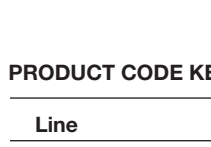


DESCRIPTION/MODEL	COM		COL	FABRIC GRADES				LEATHER	
	1	2		4	5	6	7	8	9
	One-Seat, Armless, Plinth Base FAE3-APBHL1H	2142 2271	2400	2529	2690	2851	3045	3239	3480
	One-Seat Plus, Armless, Plinth Base FAE3-APBHLB1H	2210 2339	2468	2597	2758	2920	3113	3307	3549
	One-Seat Wide, Armless, Plinth Base FAE3-APBHL1+H	2355 2492	2629	2766	2937	3109	3314	3520	3777
	One-Seat Wide Plus, Armless, Plinth Base FAE3-APBHLB1+H	2428 2566	2702	2840	3011	3182	3388	3594	3851
	Two-Seat, Armless, Plinth Base FAE3-APBHL2H	3399 3581	3763	3943	4170	4397	4670	4942	5282
	Two-Seat Plus, Armless, Plinth Base FAE3-APBHLB2H	3481 3662	3844	4025	4252	4479	4751	5024	5364
	Three-Seat, Armless, Plinth Base FAE3-APBHL3H	4435 4680	4927	5173	5481	5788	6157	6525	6987
	Three-Seat Plus, Armless, Plinth Base FAE3-APBHLB3H	4574 4821	5067	5313	5620	5928	6296	6666	7127

Option Upcharges	\$ List		\$ List	
Floor Anchoring Hardware	94		One-Seat Removable Seat Cover	159
Combination Upholstery - Dual fabrics	34		One-Seat wide Removable Seat Cover	239
Combination Upholstery - Three fabrics	67		Two-Seat Removable Seat Cover	317
One-Seat Removable Back Cover	159		Three-Seat Removable Seat Cover	475
One-Seat wide Removable Back Cover	239		Supplemental Weight (per 10 lbs)	56
Two-Seat Removable Back Cover	317		CAL 133 & Moisture Barrier (per yard)	67
Three-Seat Removable Back Cover	475			

PRODUCT CODE KEY

Line	Series	Chair Type	Size		Base
<div>FAE</div> Faeron	<div>3-APBH</div> Behavioral Health Lounge Seating Armless	<div>L</div> Lounge <div>H</div> High Back Lounge	<div>1</div> One-Seat	<div>B1</div> One-Seat Plus	<div>H</div> Plinth Base
			<div>1+</div> One-Seat Wide	<div>B1+</div> One-Seat Wide Plus	
			<div>2</div> Two-Seat	<div>B2</div> Two-Seat Plus	
			<div>3</div> Three-Seat	<div>B3</div> Three-Seat Plus	

FAERON BEHAVIORAL HEALTH | ARMLESS HIGH BACK LOUNGE

DESCRIPTION/MODEL	COM		COL	FABRIC GRADES				LEATHER	
	1	2		4	5	6	7	8	9
	One-Seat, Armless, Plinth Base FAE3-APBHH1H								
	2357	2510	2662	2816	3008	3199	3429	3659	3946
	One-Seat Plus, Armless, Plinth Base FAE3-APBHHB1H								
	2425	2578	2732	2885	3076	3267	3497	3727	4015
	One-Seat Wide, Armless, Plinth Base FAE3-APBHH1+H								
	2502	2663	2824	2986	3187	3389	3630	3873	4175
	One-Seat Wide Plus, Armless, Plinth Base FAE3-APBHHB1+H								
	2575	2737	2898	3059	3261	3462	3705	3946	4249
	Two-Seat, Armless, Plinth Base FAE3-APBHH2H								
	3705	3923	4141	4359	4631	4903	5230	5556	5965
	Two-Seat Plus, Armless, Plinth Base FAE3-APBHHB2H								
	3787	4005	4223	4440	4713	4985	5311	5638	6046
	Three-Seat, Armless, Plinth Base FAE3-APBHH3H								
	4873	5172	5470	5768	6141	6515	6962	7409	7969
	Three-Seat Plus, Armless, Plinth Base FAE3-APBHHB3H								
	5013	5311	5610	5908	6282	6654	7102	7550	8109

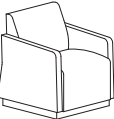
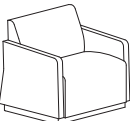
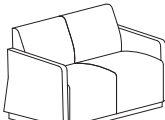
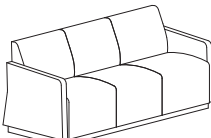
Option Upcharges**\$ List****\$ List**

Floor Anchoring Hardware	94	One-Seat Removable Seat Cover	159
Combination Upholstery - Dual fabrics	34	One-Seat wide Removable Seat Cover	239
Combination Upholstery - Three fabrics	67	Two-Seat Removable Seat Cover	317
One-Seat Removable Back Cover	159	Three-Seat Removable Seat Cover	475
One-Seat wide Removable Back Cover	239	Supplemental Weight (per 10 lbs)	56
Two-Seat Removable Back Cover	317	CAL 133 & Moisture Barrier (per yard)	67
Three-Seat Removable Back Cover	475		

PRODUCT CODE KEY

Line	Series	Chair Type	Size		Base
FAE	3-APBH	L	1	B1	H
Faeron	Behavioral Health Lounge Seating Armless	Lounge	One-Seat	One-Seat Plus	Plinth Base
		H	1+	B1+	
		High Back Lounge	One-Seat Wide	One-Seat Wide Plus	
			2	B2	
			Two-Seat	Two-Seat Plus	
			3	B3	
			Three-Seat	Three-Seat Plus	

SIN 339113H - Hospital Geriatric Chairs & Lounge
FAERON BEHAVIORAL HEALTH | LOUNGE

DESCRIPTION/MODEL	COM		COL		FABRIC GRADES			LEATHER	
	1	2	3	4	5	6	7	8	9
	One-Seat, Upholstered Arm, No Arm Cap, Plinth Base								
	FAE3-UPBHL1NCH	3008	3267	3528	3787	4111	4436	4825	5215
	One-Seat Plus, Upholstered Arm, No Arm Cap, Plinth Base								
	FAE3-UPBHLB1NCH	3076	3336	3596	3855	4180	4505	4895	5284
	One-Seat Wide, Upholstered Arm, No Arm Cap, Plinth Base								
	FAE3-UPBHL1+NCH	3284	3552	3819	4087	4422	4757	5158	5560
	One-Seat Wide Plus, Upholstered Arm, No Arm Cap, Plinth Base								
	FAE3-UPBHLB1+NCH	3357	3625	3894	4162	4496	4831	5233	5634
	Two-Seat, Upholstered Arm, No Arm Cap, Plinth Base								
	FAE3-UPBHL2NCH	4284	4596	4908	5220	5611	6000	6469	6937
	Two-Seat Plus, Upholstered Arm, No Arm Cap, Plinth Base								
	FAE3-UPBHLB2NCH	4365	4677	4990	5302	5692	6082	6550	7019
	Three-Seat, Upholstered Arm, No Arm Cap, Plinth Base								
	FAE3-UPBHL3NCH	5338	5715	6091	6468	6938	7409	7974	8539
	Three-Seat Plus, Upholstered Arm, No Arm Cap, Plinth Base								
	FAE3-UPBHLB3NCH	5477	5854	6231	6607	7079	7549	8114	8679

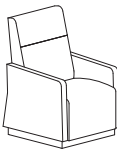
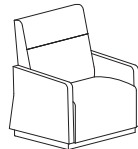


ORDERING NOTES: Faeron Lounge chairs can also be specified with a Polymer Arm Cap (PC), Wood Arm Cap (WC) or a Solid Surface Arm Cap (SC), replace “NC” in the model number with the **Arm Style** selection below and add the upcharge listed.

Option Upcharges	\$ List		\$ List
Floor Anchoring Hardware	94	Supplemental Weight (per 10 lbs)	56
Combination Upholstery - Dual fabrics	34	CAL 133 & Moisture Barrier (per yard)	67
Combination Upholstery - Three fabrics	67	Polymer Arm Cap	159
One-Seat Removable Back Cover	159	Wood Arm Cap	202
One-Seat wide Removable Back Cover	239	Solid Surface Arm Cap - Gr A White	403
Two-Seat Removable Back Cover	317	Solid Surface Arm Cap - Gr A Color	416
Three-Seat Removable Back Cover	475	Solid Surface Arm Cap - Gr B	443
One-Seat Removable Seat Cover	159	Solid Surface Arm Cap - Gr C	456
One-Seat wide Removable Seat Cover	239	See Page 643 for color selection.	
Two-Seat Removable Seat Cover	317		
Three-Seat Removable Seat Cover	475		

PRODUCT CODE KEY

Line	Series	Chair Type	Size		Arm Cap	Base
FAE	3-UPBH	L	1	B1	NC	H
Faeron	Behavioral Health Lounge Seating Upholstered Arm	Lounge	One-Seat	One-Seat Plus	No Cap	Plinth Base
		H	1+	B1+	PC	
		High Back Lounge	One-Seat Wide	One-Seat Wide Plus	Polymer Cap	
			2	B2	SC	
			Two-Seat	Two-Seat Plus	Solid Surface Cap	
			3	B3	WC	
			Three-Seat	Three-Seat Plus	Wood Cap	

FAERON BEHAVIORAL HEALTH | HIGH BACK LOUNGE

DESCRIPTION/MODEL	COM		COL		FABRIC GRADES			LEATHER		9
	1	2	3	4	5	6	7	8		
	One-Seat, Upholstered Arm, No Arm Cap, Plinth Base									
	FAE3-UPBHH1NCH	3223	3507	3791	4075	4429	4784	5210	5636	6168
	One-Seat Plus, Upholstered Arm, No Arm Cap, Plinth Base									
	FAE3-UPBHHB1NCH	3291	3575	3859	4143	4498	4853	5278	5704	6237
	One-Seat Wide, Upholstered Arm, No Arm Cap, Plinth Base									
	FAE3-UPBHH1+NCH	3431	3723	4015	4307	4672	5036	5474	5913	6460
	One-Seat Wide Plus, Upholstered Arm, No Arm Cap, Plinth Base									
	FAE3-UPBHHB1+NCH	3504	3796	4089	4381	4746	5111	5549	5987	6534
	Two-Seat, Upholstered Arm, No Arm Cap, Plinth Base									
	FAE3-UPBHH2NCH	4590	4939	5287	5635	6071	6506	7029	7551	8205
	Two-Seat Plus, Upholstered Arm, No Arm Cap, Plinth Base									
	FAE3-UPBHHB2NCH	4672	5020	5368	5717	6153	6588	7110	7633	8286
	Three-Seat, Upholstered Arm, No Arm Cap, Plinth Base									
	FAE3-UPBHH3NCH	5775	6204	6633	7062	7598	8135	8779	9422	10227
	Three-Seat Plus, Upholstered Arm, No Arm Cap, Plinth Base									
	FAE3-UPBHHB3NCH	5915	6344	6773	7203	7738	8275	8918	9562	10366

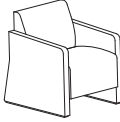
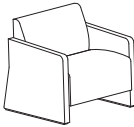


ORDERING NOTES: Faeron Lounge chairs can also be specified with a Polymer Arm Cap (PC), Wood Arm Cap (WC) or a Solid Surface Arm Cap (SC), replace "NC" in the model number with the **Arm Style** selection below and add the upcharge listed.

Option Upcharges	\$ List		\$ List
Floor Anchoring Hardware	94	Supplemental Weight (per 10 lbs)	56
Combination Upholstery - Dual fabrics	34	CAL 133 & Moisture Barrier (per yard)	67
Combination Upholstery - Three fabrics	67	Polymer Arm Cap	159
One-Seat Removable Back Cover	159	Wood Arm Cap	202
One-Seat wide Removable Back Cover	239	Solid Surface Arm Cap - Gr A White	403
Two-Seat Removable Back Cover	317	Solid Surface Arm Cap - Gr A Color	416
Three-Seat Removable Back Cover	475	Solid Surface Arm Cap - Gr B	443
One-Seat Removable Seat Cover	159	Solid Surface Arm Cap - Gr C	456
One-Seat wide Removable Seat Cover	239	See Page 643 for color selection.	
Two-Seat Removable Seat Cover	317		
Three-Seat Removable Seat Cover	475		

PRODUCT CODE KEY

Line	Series	Chair Type	Size		Arm Cap	Base
FAE	3-UPBH	L	1	B1	NC	H
Faeron	Behavioral Health	Lounge	One-Seat	One-Seat Plus	No Cap	Plinth Base
	Lounge Seating	H	1+	B1+	PC	
	Upholstered Arm	High Back Lounge	One-Seat Wide	One-Seat Wide Plus	Polymer Cap	
			2	B2	SC	
			Two-Seat	Two-Seat Plus	Solid Surface Cap	
			3	B3	WC	
			Three-Seat	Three-Seat Plus	Wood Cap	

FAERON LOUNGE BEHAVIORAL HEALTH | LOUNGE

DESCRIPTION/MODEL	COM		COL		FABRIC GRADES			LEATHER	
	1	2	3	4	5	6	7	8	9
	One-Seat Upholstered Arm Panel with Polymer Base, No Arm Cap								
	FAE3-UBHL1NCG	2929	3093	3256	3418	3622	3826	4069	4314
	One-Seat Plus Upholstered Arm Panel with Polymer Base, No Arm Cap								
	FAE3-UBHLB1NCG	2997	3161	3324	3487	3690	3894	4139	4382
	One-Seat Wide Upholstered Arm Panel with Polymer Base, No Arm Cap								
	FAE3-UBHL1+NCG	3224	3424	3622	3822	4070	4319	4618	4918
	One-Seat Wide Plus Upholstered Arm Panel with Polymer Base, No Arm Cap								
	FAE3-UBHLB1+NCG	3298	3497	3697	3895	4145	4394	4692	4991
	Two-seat Upholstered Arm Panel with Polymer Base, No Arm Cap								
	FAE3-UBHL2NCG	4028	4264	4500	4735	5029	5324	5677	6030
	Two-seat Plus Upholstered Arm Panel with Polymer Base, No Arm Cap								
	FAE3-UBHLB2NCG	4110	4345	4581	4817	5111	5405	5759	6112
	Three-seat Upholstered Arm Panel with Polymer Base, No Arm Cap								
	FAE3-UBHL3NCG	5104	5407	5712	6016	6395	6775	7232	7688
	Three-seat Plus Upholstered Arm Panel with Polymer Base, No Arm Cap								
	FAE3-UBHLB3NCG	5243	5548	5851	6156	6536	6916	7372	7828

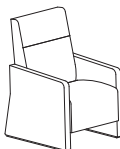



ORDERING NOTES: Faeron Lounge chairs can also be specified with a Polymer Arm Cap (PC), Wood Arm Cap (WC) or a Solid Surface Arm Cap (SC), replace "NC" in the model number with the **Arm Style** selection below and add the upcharge listed. To specify the arm panel with metal base change the "G" to and "M" and upcharge below.

Option Upcharges	\$ List		\$ List
Floor Anchoring Hardware	94	Supplemental Weight (per 10 lbs)	56
Combination Upholstery - Dual fabrics	34	CAL 133 & Moisture Barrier (per yard)	67
Combination Upholstery - Three fabrics	67	Arm Panel Metal Base	459
One-Seat Removable Back Cover	159	Polymer Arm Cap	159
One-Seat wide Removable Back Cover	239	Wood Arm Cap	202
Two-Seat Removable Back Cover	317	Solid Surface Arm Cap - Gr A White	403
Three-Seat Removable Back Cover	475	Solid Surface Arm Cap - Gr A Color	416
One-Seat Removable Seat Cover	159	Solid Surface Arm Cap - Gr B	443
One-Seat wide Removable Seat Cover	239	Solid Surface Arm Cap - Gr C	456
Two-Seat Removable Seat Cover	317	See Page 643 for color selection.	
Three-Seat Removable Seat Cover	475		

PRODUCT CODE KEY

Line	Series	Chair Type	Size		Arm Cap	Base
FAE	3-UBH	L	1	B1	NC	G
Faeron	Behavioral Health Lounge Seating Upholstered Arm	Lounge	One-Seat	One-Seat Plus	No Cap	Arm Panel Polymer Base
		H	1+	B1+	PC	M
		High Back Lounge	One-Seat Wide	One-Seat Wide Plus	Polymer Cap	Arm Panel Metal Base
			2	B2	WC	
			Two-Seat	Two-Seat Plus	Wood Cap	
			3	B3	SC	
			Three-Seat	Three-Seat Plus	Solid Surface Cap	

FAERON LOUNGE BEHAVIORAL HEALTH | HIGH BACK LOUNGE

DESCRIPTION/MODEL	COM		COL	FABRIC GRADES				LEATHER	
	1	2	3	4	5	6	7	8	9
	One-Seat Upholstered Arm Panel with Polymer Base, No Arm Cap								
	FAE3-UBHH1NCG	3087	3258	3429	3600	3813	4027	4284	4541
	One-Seat Plus Upholstered Arm Panel with Polymer Base, No Arm Cap								
	FAE3-UBHHB1NCG	3155	3326	3497	3668	3882	4096	4352	4609
	One-Seat Wide Upholstered Arm Panel with Polymer Base, No Arm Cap								
	FAE3-UBHH1+NCG	3356	3580	3804	4027	4306	4585	4921	5256
	One-Seat Wide Plus Upholstered Arm Panel with Polymer Base, No Arm Cap								
	FAE3-UBHHB1+NCG	3431	3654	3877	4101	4380	4659	4994	5329
	Two-seat Upholstered Arm Panel with Polymer Base, No Arm Cap								
	FAE3-UBHH2NCG	4312	4588	4864	5139	5485	5829	6243	6657
	Two-seat Plus Upholstered Arm Panel with Polymer Base, No Arm Cap								
	FAE3-UBHHB2NCG	4394	4670	4945	5221	5566	5911	6325	6738
	Three-seat Upholstered Arm Panel with Polymer Base, No Arm Cap								
	FAE3-UBHH3NCG	5503	5855	6207	6560	7001	7441	7970	8498
	Three-seat Plus Upholstered Arm Panel with Polymer Base, No Arm Cap								
	FAE3-UBHHB3NCG	5642	5995	6348	6700	7141	7582	8110	8639

Option Upcharges**\$ List****\$ List**

Floor Anchoring Hardware	94	Supplemental Weight (per 10 lbs)	56
Combination Upholstery - Dual fabrics	34	CAL 133 & Moisture Barrier (per yard)	67
Combination Upholstery - Three fabrics	67	Arm Panel Metal Base	459
One-Seat Removable Back Cover	159	Polymer Arm Cap	159
One-Seat wide Removable Back Cover	239	Wood Arm Cap	202
Two-Seat Removable Back Cover	317	Solid Surface Arm Cap - Gr A White	403
Three-Seat Removable Back Cover	475	Solid Surface Arm Cap - Gr A Color	416
One-Seat Removable Seat Cover	159	Solid Surface Arm Cap - Gr B	443
One-Seat wide Removable Seat Cover	239	Solid Surface Arm Cap - Gr C	456
Two-Seat Removable Seat Cover	317	See Page 643 for color selection.	
Three-Seat Removable Seat Cover	475		

PRODUCT CODE KEY

Line	Series	Chair Type	Size		Arm Cap	Base
FAE	3-UBH	L	1	B1	NC	G
Faeron	Behavioral Health Lounge Seating Upholstered Arm	Lounge	One-Seat	One-Seat Plus	No Cap	Arm Panel Polymer Base
		H	1+	B1+	PC	M
		High Back Lounge	One-Seat Wide	One-Seat Wide Plus	Polymer Cap	Arm Panel Metal Base
			2	B2	WC	
			Two-Seat	Two-Seat Plus	Wood Cap	
			3	B3	SC	
			Three-Seat	Three-Seat Plus	Solid Surface Cap	

GENERAL INFORMATION

Terms and Conditions

Net 30 days on approved credit. A late payment charge of 1% per month will be applied on overdue invoices. This charge will be pro-rated to the number of days past 30 days that the invoice is overdue. All applicable sales taxes are extra. Distribution of this price list does not in itself constitute an offer to sell. Orders can be received only from authorized Krug dealers. Acceptance of any order and terms of sale may be established at the discretion of Krug. Deposits are required on orders received from new accounts as well as on large or special orders. Krug reserves the right to discontinue designs, or to change designs, construction, prices, or materials without notice.

Contact Information

Phone: 1.888.578.KRUG (5784) | Fax: 1.519.748.5177

Purchase Order Fax: 1.888.236.4783

Purchase Order E-mail: orders@krug.ca

Web: www.krug.ca E-mail: solutions@krug.ca

Customer Service Hours

Please note customer service hours are:

8:30 am to 5:00 pm est

Customer Satisfaction

It is the primary goal of Krug and our staff to ensure the complete satisfaction of our customers with our products and performance. If a problem arises with a Krug product after the expiration of the limited warranty period, Krug will exercise its best efforts to achieve the satisfaction of the customer in a manner that is fair to all concerned.

Order Acknowledgments

Each order will be acknowledged via e-mail or fax. This acknowledgment is the final agreement between Krug and the customer, superseding all previous communications regarding the purchase order. Where there is a discrepancy on a purchase order between a product code and a description, Krug will make every effort to resolve the discrepancy, but will be ruled by the product code ordered. Please check all acknowledgments for accuracy, and advise Krug of any discrepancies with a purchase order.

Order Cancellation

Krug reserves the right to not accept or allow cancellation of orders. All products are manufactured on a custom-made, make-to-order basis, and the purchasing, engineering and production of orders begins shortly after order placement - and the customer purchase order is a contract that authorizes Krug to manufacture the products. Acceptance of order cancellation (or partial cancellation) is solely at the discretion of Krug, and is dependent on the extent to which engineering, purchasing and manufacturing has been initiated by the time cancellation is requested. No order cancellations (partial or otherwise) are allowable more than 4 weeks from date of order placement (as order production is unable to be terminated by that point), and full payment of the acknowledged order value is required for any orders cancelled after 4 weeks. Cancellations may be allowable in less than 4 weeks after order placement, depending on the extent to which manufacturing has been initiated. An acceptance of order cancellation requires that the purchaser agrees to make payment for all costs incurred to the point of acceptance of cancellation. Cancellation charges include all costs for purchase of dedicated material and components, engineering costs for non-standard products, and all costs for manufacturing completed to that point, as well as a \$367 net charge for processing of the original order and for processing of cancellation invoicing.

Pricing

Krug endeavors to ensure that all prices in this price list reflect accurately our current prices. However, errors do occur and will be rectified through notices to the field. Krug reserves the right to acknowledge pricing that may be different from the price list.

Storage Charges

Krug reserves the right to assess a nominal storage charge if a customer does not accept shipment of an order within a week of the ship date.

Warranty

Krug warrants the construction and the finish of all our products to be free from defects in materials and workmanship for the lifetime of their use. This warranty is applicable to products in use by their original purchaser. This warranty does not apply to components not manufactured by Krug including textiles, which are subject to the specific warranties of those manufacturers, if any. Textiles (fabric, leather, vinyl, or any other covering material) suppliers do not guarantee their products for durability and color fastness, and nor does Krug. Casters, mechanical and electrical components have a warranty of five years from the date of purchase. The Krug warranty does not apply to COM-specified materials, damage caused by a carrier other than Krug, or variation in wood finishes due to natural wood color variation. Krug cannot be held responsible for variations in fabric dye lots from order to order. All fabric is carefully inspected when it is received, but a degree of variation in color should be expected. Repairs or replacement of any defect covered under this warranty by Krug will be made, at our option and method, at no charge to the original purchaser during the warranty period. Krug's judgement is final and binding with respect to the nature or cause of defects or damage, and the necessity or manner of repair or replacement.

This warranty does not apply to defects or damage resulting from:

- normal wear and tear occurring with the use of the product
- negligence, misuse, excessive use, alteration, improper cleaning or repair
- substitution or use of incorrect or unauthorized components or material
- handling or installation that is incorrect, or that causes damage or defect
- damage incurred by a freight carrier other than Krug
- wearing of finishes and fabrics, and normal variations in materials (including dye lot variations)
- properties of natural materials, including wood and leather
- exposure to environments with uncontrolled temperature and humidity (products must be transported, stored and used in climate-controlled conditions)

Note, specific warranties for components and materials not manufactured by Krug:

Jordan Sleepers Heavy-Duty Mechanism, made with heavy gauge steel and minimal moving parts - is backed by a 5-year warranty on the mechanism itself, in addition to the lifetime warranty on the rest of the product. If it does become damaged or degraded, the mechanism can be field-replaced.

Juno and Trevisa Overbed Tables have a 2-year warranty.

Blanket Wrapping

Krug will blanket wrap larger seating orders at customer's request. Please indicate on your purchase order and contact Customer Service.

Export Packaging

Krug is pleased to provide the option for export packaging on all our products, to provide additional protection from damage. For shipments overseas, a quote for export packaging can be provided, based on the products to be ordered and the delivery destination - please contact Customer Service or Bids & Specification Support for more information and a quotation. KRUG is not responsible for shipment damage occurring on overseas shipments

Export Packaging is STRONGLY RECOMMENDED for:

- (A) all shipments outside of the lower 48 states and Canada.
- (B) all shipments that will be held in storage for an extended period prior to installation.

Important: Please note that Krug will not be responsible for damage claims on product shipped or stored in the above conditions but where export packaging has not been utilized.

Dimensions

Dimensions are in inches and approximate, and subject to change without notice. Contact Customer Service if dimensions are critical.

GENERAL INFORMATION

Freight Terms and Conditions

1. All product is shipped FOB the Krug factory. Freight is either pre-paid to the destination or not pre-paid, depending on established customer specific freight terms.

2. Docks at the selected delivery location must be equipped to handle a 53' trailer. If a dock is inadequate for delivery by Krug, Krug will re-deliver to another local location and any additional costs will be charged to the customer.

3. For all deliveries, it is understood that Krug or its agent is making a dock delivery only (equipped to handle a 53' trailer), and any further work of truck unloading, delivery beyond the dock, installation, and removal of packaging is not authorized or paid for by Krug.

4. Drop shipments to the installation site, and timed deliveries, are available on larger shipments (full truckloads or slightly less) at no additional charge. Drop shipments or timed deliveries for smaller shipments may not be available, or if available will require a surcharge. Deliveries on an after hours basis, or on weekends, or any other special requirements, may be subject to a surcharge. Location and contact information, and the requested time of delivery, is required at least one week prior to the acknowledged shipment date. If this information is not provided one week in advance, or if the location or time of the drop shipment is changed less than one week in advance, a surcharge may be applied, and/or the drop shipment may not be scheduled. For deliveries requested Monday to Thursday after 5:00 pm, please apply a surcharge of \$275/shipment. For deliveries requested Monday to Friday before 7:00 am, please apply a surcharge of \$275/shipment. For deliveries requested Friday (after 3:00 pm) or weekends, please apply a surcharge of \$551/shipment. (local times).

5. For all deliveries - whether to the Customer location or drop shipment - any circumstances that result in the delay of our carrier (including unsuitable receiving facilities, or facilities not open or available), service charges will be applied at the rate of \$131/hour. Where re-delivery is necessary because of these circumstances, the full cost of re-delivery will be charged. If Less Than Truck Load is delivering, one hour is allocated to unload. Any additional time required to unload after the first hour is \$131/hour. If a Truck Load is delivering the order, three hours is allocated to unload. Any additional time required to unload is \$131/hour. Direct deliveries to site for large orders are possible, (must exceed \$60,000 net), and accommodate 48 - 53' trailers. Krug is responsible for delivery to the approved delivery address. If an address change is required, this must be authorized by Krug 5 business days prior to ship date. Any additional delivery costs incurred after this time will be charged to the customer.

Product Strength and Durability Testing

All Krug products have been thoroughly tested, and exceed the testing requirements of ANSI/BIFMA seating standard. Specific test results and documentation are available on request.



Installation Support

For assistance please contact Technical Support at 1-888-578-5784 x216 or e-mail installationhelp@krug.ca and you will be directed to the appropriate installation support person.

Damaged Shipments

All Krug product is well engineered, carefully inspected, and expertly loaded onto our trucks at our Distribution Center. If you receive any damaged freight, we ask that you do not refuse the shipment. Krug is not responsible for damage to goods that occurs in transit or

storage. It is the purchaser and/or receiver's responsibility to examine the goods upon receipt and to notify Krug of any damages, overages or shortages. Any discrepancies should be noted on the Bill of Lading. The delivering carrier will not accept responsibility for shortages or damages if signed "clear". Notification of concealed damage claims must be made to Krug Distribution within 5 days of delivery, along with digital pictures if available. All product and packaging must be available for inspection. Krug liability ceases after 5 business days and Krug will not be responsible for concealed damages if shipments are left unopened. Krug is not responsible for the condition of product that is stored or installed in an environment where temperature and humidity are not controlled.

Field Product Report Authorization

Krug's written authorization, in the form of an FPR number, must be obtained prior to incurring charges of any kind if Krug is expected to pay these charges. This includes authorization for returns, field repairs and replacements, post field repairs, installation and delivery charges. Krug reserves the right to have its representative inspect product related to any request for such authorizations, prior to that authorization being provided. Deductions from invoices paid for any charges to Krug, without prior written authorization in the form of an FPR, will not be accepted. Digital photographs may be required to complete the FPR process.

Returns

No merchandise may be returned without Krug's prior written consent. In the event of an authorized return, a Field Product Report (FPR) number will be issued, and a restocking charge will apply. Return transportation charges must be prepaid. Unauthorized returns will not be accepted and will be returned freight collect. All merchandise being returned must be properly packaged in its original or comparable replacement packaging to ensure protection of the product during handling and transportation. Returns on orders duplicated by the customer must be received in their original packaging to be accepted. Product being returned where Krug has authorized its liability for replacement or repair will be thoroughly inspected on its return, and the results compared to the reason for the return stated on the FPR. Any discrepancies, such as additional damage, signs of usage, missing parts, etc., will result in an adjustment to the amount of credit issued.

Custom Capabilities

Over 15% of our orders involve some type of custom work, and we invite our customers to make use of our extensive capabilities.

These include:

- 1) Dimensional customization of standard size products
- 2) Custom finishes
- 3) For larger orders, completely custom-designed products, as well as non-standard wood species can be specified.

Custom orders may require additional production lead times. Contact Engineering at the e-mail address engquotes@krug.ca.

Care and Maintenance Leather

Leather is a natural product and requires very little care during use. Most stains can be removed with a clean dry cloth. For stubborn spots and stains, use a mild non-detergent cleaner, rinse well and let air dry naturally. Do not use saddle soap, cleaning solvents, furniture polish, oils, varnish, abrasive cleaners, soaps or ammonia waters.

Fabric Upholstery

Professional upholstery cleaning is recommended.


Flammability Standards for Krug Textiles - Upholstery Program

- Passes State of California Technical Bulletin CAL 117-2013

Krug Textiles - Stocked Fabric Program

Grade 1

ARLO



308 MIDNIGHT




306 PETROL



908 CHARCOAL



93 SEAL



601 PEARL



84 NUTMEG



62 OATMEAL



90 LIMESTONE

FRANKLIN




47 CAMEL



3009 MIDNIGHT



67 FAWN




97 CINDER



94 METAL



909 BLACK



9004 CHARCOAL




308 PETROL



108 ORCHID

COMRADE




309 MIDNIGHT



84 TEAK




63 LINEN



24 ALPINE




905 IRON



601 SNOW



57 MARIGOLD



31 DUCK EGG

FELICITY



601 IVORY



305 SKY



603 TAUPE



93 COAL



405 HENNA



64 PUTTY



62 FAWN



36 BLUEBERRY

Krug Textiles - Stocked Fabric Program

Grade 2

GRADDY



25 CAPER




31 SKY




604 FLAX




901 CHAR



93 GRAY



34 SLATE



84 TEAK



98 NICKLE

YATES



84 BIRCH




44 CLAY



87 TAUPE



25 JUNIPER




305 INDIGO



109 CRANBERRY



803 TOAST



92 ZINC



91 SILVER



908 CHARCOAL

MCCOY



608 TUNDRA



601 CREME



908 CHARCOAL



62 COPPER



108 CORDOVAN



32 ROBIN'S EGG



94 MERCURY



84 BARK

ORIS



908 DOMINO



604 BARK



601 CREAM



306 DELFT




902 ZINC



305 MIDNIGHT



64 PUTTY




205 CHARTREUSE


Krug Textiles - Stocked Fabric Program

Grade 3


MORITZ



205 SPEARMINT



61 OYSTER



306 CADET




104 MULBERRY



31 AEGEAN



9008 CHARCOAL




82 CLAY



304 CAPRI


LORENZO



306 INDIGO



24 ALPINE




64 LINEN



91 FLANNEL



32 MIST



601 CREAM



106 HENNA



604 STUCCO

BISCOTTI



302 CAPRI



45 SPICE



61 DESERT



91 GRANITE

INTRIGUE



601 OYSTER



27 OLIVE



4003 OCHRE



908 CHARCOAL



3009 MIDNIGHT



805 PECAN



608 STUCCO




605 STRAW

Krug Textiles - Faux Leather Program - Grade 2



Krug Textiles - Leather Program - Grade 8

Please contact Customer Service for specific information on leathers, available colors and lead times.



Krug Textiles - Cut fabric NET price per yard

Grade 1	\$23
Grade 2	\$36
Grade 3	\$48

LATEX FREE

Krug products are made with latex-free materials to prevent the allergic reaction that latex causes in some people.

Customer's Own Material (COM/COL)

COM/COL must be received three weeks prior to the acknowledged ship date. Orders with COM/COL not received by the required deadline will be delayed. A description of the upholstery cover, including supplier name, pattern name, upholstery cover name and color number must be included with the purchase order.

COM/COL testing requires 3 business days and samples are to be directed to Customer Service. The customer has the option of providing the sample COM/COL before, at time of order, or once the sample COM/COL is received. If the customer does not send a sample for approval in advance of sending actual material, Krug will not be responsible for the cost of any upholstery cover or other material that it determines to be unsuitable for the product or our process.

When the COM/COL upholstery cover is received at Krug, it must be clearly identified with the upholstery cover name and color, and tagged with name of the Krug customer and purchase order number. Krug will inspect all COM/COL upholstery covers when received to determine if it will be suitable for upholstery. Where Krug feels that the upholstery cover or leather specified will compromise the quality or integrity of our products, customers will be contacted to direct these concerns. Further, Krug reserves the right to refuse to accept and use any COM upholstery covers or leathers that will compromise our products in any way that is unacceptable to Krug. Krug cannot assume responsibility for the durability or tailoring quality of customer's own material.

Yardage specified in this price guide is approximate. In the case of multiple product orders, multiply the number of items by the COM yardage specified to determine upholstery cover required, unless otherwise indicated. Additional yardage may be needed if the material is less than 54" wide, or patterned or striped and requires matching. All COMs are cut "up the roll" unless otherwise stated by the customer. All striped upholstery covers will be applied vertically unless otherwise stated by the customer and after approval by Krug. Krug will not be responsible for directional or positional problems with its application of COM material, unless it has been provided with explicit instructions by the customer. Special instructions should be sent to Krug Customer Service, including a sample (or photocopy) of the upholstery cover. Krug is not responsible for instructions sent with the upholstery cover rolls, or for the method of upholstery if no instructions have been provided.

Price increases and freight charges to COM/COL acquired on the customer's behalf will be passed onto the customer.

Application of Directional Upholstery cover

Some COM upholstery covers will be considered directional by Krug even though they are not considered directional by the supplier. All COMs are automatically cut "up the roll" unless otherwise stated by the customer (please see below).



Standard-Cut
"up the roll"



Non-Standard-Cut
across the roll "railroad"

COM/COL Shipping Procedures

For seating COM/COL upholstery covers, please send upholstery covers to:

Krug Inc.
111 Ahrens Street
Kitchener, Ontario
Canada N2H 4C2

Attention: RECEIVER

COM/COL orders cannot be scheduled into production until the upholstery cover has arrived and inspection is complete.

All packages must be clearly marked

"For Customs Clearance by Willson International Custom Brokers".

According to the North American Free Trade Agreement (NAFTA), goods shipped between the United States and Canada can qualify for exemption from all duties, or for a reduction in duties, if the goods can be proven to originate in either the United States, Canada or Mexico.

Canada Customs requires that a NAFTA Certificate of Origin and a Commercial Invoice be completed and sent with the upholstery cover shipment. The Commercial Invoice must clearly state the description of the upholstery cover, the selling price, the make-up or content, and the purchaser. The absence of these two documents will delay the shipments at the U.S./Canada border, thereby potentially delaying the customer order. If the total value of the shipment is less than \$1200 U.S., Customs will accept a Low Value Statement of Origin in place of the NAFTA Certificate of Origin. The Low Value Statement must be signed by a representative of the exporting company. This statement may either be included on the commercial invoice or attached to the invoice. Krug is happy to answer any questions or concerns about COM/COL shipping procedures and the required documents.

CAL 133 & Moisture Barrier

California Technical Bulletin 133 is a flammability test for seating. Krug offers a compliance method which, in combination with non-flammable upholstery covers, may enable the products to meet certification requirements for this test. This process at the same time also provides the products with a Moisture Barrier - a treatment that helps to prevent the passage of liquids and moisture to inside of upholstered components - thereby conferring sanitary and anti-infection benefits. So when CAL 133 is specified, the product also automatically has a Moisture Barrier, and when a Moisture Barrier is specified, the product also features the compliance method and low flammability features of CAL 133.

The application of this upcharge and the compliance method does not mean that the specific configuration of product and upholstery cover are tested and officially certified as being CAL 133 compliant. If official certification is required, Krug will provide this (through an independent certified testing laboratory) at a charge of \$962 per item, plus the cost of the product to be tested. Lead time for certification testing is typically 4-8 weeks. Krug assumes no responsibility for the testing of our products in combination with upholstery covers, or for the results of any testing conducted. Some specific configurations of product and upholstery have already been tested. Please contact Customer Service for additional information.

C.O.L. Yardage

To calculate C.O.L. yardage required, please use the following conversions based on COM yardage: Leather must be ordered in square footage.

- 17 square feet in a yard
- Approx. 3 yards in a hide
- Approx. 51 square feet in a hide
- Please use grade 3 pricing for COL

Upholstery Cover Yardage Calculation

To calculate yardage required for COM and other non-standard upholstery cover orders, please contact Krug Customer Service at 1.888.578.5784. Unless otherwise stated, upholstery cover rolls are assumed to be a minimum 54" wide. Please use the guide below to calculate the percentage of extra upholstery cover required to cover large repeats. The repeat is calculated by adding both the vertical and horizontal measurements together and then referring to the chart below for extra yardage required.

		2"-14"	15"-19"	20"-27"	28"-36"
FABRIC	Plain	Repeat	Repeat	Repeat	Repeat
54	0%	10%	15%	20%	25%
53-50	16%	20%	25%	30%	35%
48	16%	25%	30%	35%	40%
45	40%	50%	55%	60%	65%
36	50%	60%	65%	70%	75%

SIN 339113H - Hospital Geriatric Chairs & Lounge

GRADED-IN UPHOLSTERY PROGRAMS

Krug has partnered with several textile brands to grade in their offerings, designed to provide a wide range of upholstery selections for our seating products.

Upholstery pricing and availability is subject to change without notice. We grade this upholstery according to the pricing of the fabric suppliers - when their pricing changes, the Krug grade may change.

When placing an order, a Krug customer must specify the complete upholstery number, along with the appropriate Krug model number and finish. Krug will supply the complete product at the prices listed. Orders specifying graded-in upholstery cannot be cancelled once the upholstery has been ordered.

Upholstery Grades

To determine the price of a product for graded-in upholstery, use the reference lists located on Krug's website under - Products - Textiles, to view the upholstery grade (1-9). Krug is not responsible for the discontinuation of this upholstery. Please contact Customer Service for information on upholstery not listed.

When two upholstery selections are specified for use on seating, the higher grade upholstery price will apply to the order.

High Performance upholstery; Polyurethane, Vinyl or Crypton, is particularly suitable for healthcare and other intensive-use environments.

Upholstery Samples

If you require additional samples or memos for presentation, please contact fabric supplier directly.

Flammability Standards

- Tunnel Test Surface Ratings Class A rating
- Class 1 UFAC
- Passes State of California Technical Bulletin CAL 117-2013

Please contact fabric supplier directly for further flammability information pertaining to specific upholstery.

Special Conditions

Acknowledgments will give the estimated delivery date of the finished product. Some upholstery is imported, and availability may affect estimated delivery time. For large projects, please contact fabric supplier directly for availability of yardage.

KRUG EXPRESS PROGRAM

PROGRAM DETAILS

KrugExpress orders are ready to ship by the date acknowledged. Delivery and shipping schedules may result in actual shipping of orders at a later date. Statutory holidays and scheduled factory vacations may add to acknowledged lead times of *KrugExpress* orders. Unless otherwise specified on the order, the customer's standard method of shipping Krug products will be utilized.

Available factory capacity for *KrugExpress* is filled by orders received on a "first come, first serve" basis. If the normal *KrugExpress* lead time is not available for your order because available capacity has been filled, you will be immediately advised of the earliest available ready-to-ship date. Please consult your Customer Service representative in advance if you wish to confirm the specific lead time availability for a *KrugExpress* order.

Orders must be received by midnight of a given day for that day to be considered the official day the order is received. Order lead times are acknowledged from the date the order is received, but not including the date the order is received.

KrugExpress orders must be "clean" when received in order to be considered officially received on a given day, and lead times will be acknowledged from the date orders are determined to be "clean".

Changes to *KrugExpress* orders are not allowed under any circumstances.

Orders for product on *KrugExpress* must clearly state: "*KrugExpress*".

COM and graded-in upholstery is available on Krug Express. Orders are scheduled on Krug Express, and given the best available date, when the upholstery is received at Krug. Some conditions apply.

SEATING & OCCASIONAL TABLES PROGRAM

Orders for seating products on the *KrugExpress* program may be subject to quantity maximums. Please contact Krug Customer Service for more information.

Quantity maximums are dependent upon available capacity, in order to insure that we ship all orders on time. Please note that the CAL 133 option is not available on *KrugExpress*.

Only standard wood finishes are available for *KrugExpress* orders. Laminates are not available on *KrugExpress*.

Krug Express includes all Krug seating and occasional tables as well as Krug conference and casegood products to complement this seating offering.

WOOD FINISHES

WOOD FINISHES

Standard wood finishes are:

Finishes on Beech

Appalachian Cherry
 American Cherry
 Imperial Cherry
 Light Cherry
 Medium Cherry
 Natural Cherry
 Sable Cherry
 Standard Cherry
 Light Oak
 Harvest Oak
 Mahogany
 Mellow Oak
 Espresso
 Cordovan Walnut
 Natural Walnut
 Regular Walnut
 SilverGrey on Walnut
 Dark Walnut
 Clear Beech
 Medium Anigre

Finishes on Maple

Clear Maple
 Honey Maple
 Wheat Maple

PALETTE

Palette finishes available for applicable products.

Black
 White
 Soft Green
 Steel Blue
 Slate

WOOD FINISHES TO MATCH STANDARD LAMINATES

Willow on Beech
 Copper on Beech
 Shiraz Cherry on Beech
 Park Avenue Walnut on Beech
 Chocolate on Beech
 Nutmeg on Beech
 Portobello on Beech
 Ash on Beech
 Dune on Maple

NATURAL CHARACTERISTICS OF WOOD

Wood is a natural product with inherent color variations that will never be fully mitigated by the finishing process. Please anticipate variation in colors within a single unit, from piece to piece, and from Krug wood finish samples. If a very close match is required, a sample must be provided with the order and an upcharge will apply. Exact color matches are not possible.

Custom Wood Finishes

Add 10% list to your order for special finishes, minimum upcharge is \$630 list per finish per order. (For example, on all orders up to \$6300 list, an upcharge of \$630 will apply, on orders \$6300 and up add 10% list to your order.)

Special finish upcharges on seating products are calculated on a grade 1 value. For orders with special finishes, a sample that is a minimum 3" by 3" must be received with the order. Special finishes may add additional lead time to production schedules. Since wood is a natural product, some variations in grain, color and stain acceptance will occur. In our finishing processes, we try to minimize variations, but some variation between samples and finished goods should be anticipated.

Dual Finishes

Add 10% list per item if specifying dual finish.

Standard Wood Finishes

No upcharge will be applied when specifying a finish available as standard on one species onto maple seating and occasional tables. Clear finishes are not available on other species since they are a clear finish on top of the natural veneer color.

FAERON | FINISHES

METAL FINISHES



Silver Metallic



Brushed Nickel

URETHANE COLOR OPTIONS



Taupe



Grey




Black


SOLID SURFACE PROGRAM

The Solid Surface option provides an enhanced durability, protection and cleanability. It is available in 8 standard colors and is replaceable if it becomes damaged or degraded. See individual products for list upcharge chart.

GROUP GRADE A - WHITE




Glacier White




Cameo White

GROUP GRADE A - COLOR




Bisque

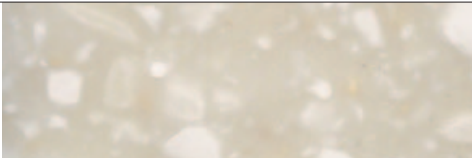


Linen

GROUP GRADE B



Antarctica

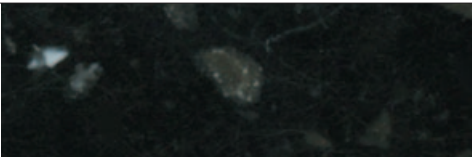


Savannah

GROUP GRADE C



Dove



Deep Night Sky



All products are air emissions certified and are available as FSC® certified

krug

solutions@krug.ca | www.krug.ca | 1.888.578.KRUG