

FAERON BEHAVIORAL HEALTH
Price and Specification Guide
USA



krug HEALTHCARE 

vizient®
Awarded Supplier

FAERON BEHAVIORAL HEALTH | TABLE OF CONTENTS

FAERON | GUEST BACK

- 2 Faeron LEED Credit Summary
- 3 Faeron Features
- 4 Faeron Options
- 5 Faeron Dimensions & COM Requirements
- 6 Faeron Guest Pricing

FAERON | PATIENT BACK

- 10 Faeron LEED Credit Summary
- 11 Faeron Dimensions & COM Requirements
- 12 Faeron Patient Pricing

FAERON | MULTIPLE GUEST & PATIENT SEATING

- 15 Faeron Dimensions & COM Requirements Start, Center & End
- 16 Faeron Multiple Seating Start, Center & End Units Pricing

FAERON METAL | LOUNGE

- 28 Faeron LEED Credit Summary
- 29 Faeron Lounge Features & Options
- 31 Faeron Dimensions, COM Requirements & Option Upcharges
- 32 Faeron Lounge Pricing

GENERAL INFORMATION

- 38 Terms & Conditions
- 38 Warranty
- 40 KRUG Textiles - Upholstery Fabrics
- 43 KRUG Textiles - Leather & Faux Leather
- 44 Customer's Own Material (COM/COL)
- 44 CAL 133 & Moisture Barrier
- 45 Graded-In Upholstery Programs
- 45 *KRUGEXPRESS* Program
- 46 Wood Finishes
- 47 Metal Finishes
- 47 Urethane Color Options
- 47 Solid Surface Program

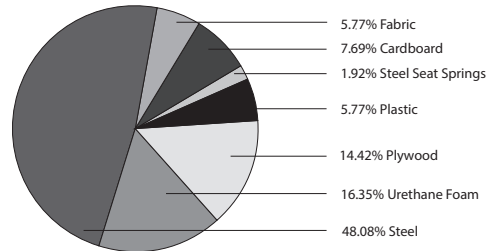
FAERON BEHAVIORAL HEALTH | ENVIRONMENTAL SUMMARY

LEED CI CREDITS

Guest Seating



Material Content:



Pre-Consumer
Recycled Content = 6.25%

Post-Consumer
Recycled Content = 17.77%

Up to 55.77% of this Faeron Metal product is recyclable at the end of its useful life.

CONTRIBUTES TO

| CREDIT | CONTRIBUTES TO | POINTS |
|------------------|----------------------------------------------|--------------|
| CREDIT 2.1 - 2.2 | Construction Waste Management | 1-2 point(s) |
| CREDIT 3.3 | Resource Reuse | 1 point |
| CREDIT 4.1 | Recycled Content | 1 point |
| CREDIT 4.2 | Recycled Content | 1 point |
| CREDIT 4.5 | Low Emitting Materials, Systems & Seating | 1 point |
| CREDIT 5.1 | Regional Materials* | 1 point |
| CREDIT 7 | Certified Wood (MUST BE REQUESTED) | 1 point(s) |

*This credit is only applicable if in total 20% of the combined value of the procurement of construction materials and in the furniture are manufactured within a radius of 500 miles. This credit will apply if the installation of the finished product occurs within 500 miles of Kitchener, Ontario.

level® CERTIFICATION, AIR EMISSIONS AND FSC® CERTIFICATION



level® CERTIFICATION

BIFMA's e3 Furniture Sustainability Standard is a voluntary, multi-attribute standard that measures the degree of sustainability of furniture. This standard evaluates product and company environmental attributes and compliance systems in a wide range of elements which include Materials, Energy & Atmosphere, Human & Ecosystem Health and Social Responsibility. Faeron products have earned level®, BIFMA's sustainability certification program for furniture, certification through third-party verification against the e3 standard.

AIR-EMISSIONS

All Faeron products are supplied with air-emissions certified. Contact customer service for information.



FSC®

In 2005, Krug received Forest Stewardship Council® (FSC®) Chain-of-Custody certification for our manufacturing facilities. The FSC® Chain-of-Custody tracks certified wood from seedling to final sale. It verifies that the material for our FSC certified products only come from well-managed, FSC®-certified forests and other controlled sources. FSC® is dedicated to the promotion of responsible forest management worldwide helping to take care of forests for future generations. Faeron and other Krug products can be specified with FSC® Certification. Contact customer service for further information, pricing and lead times.



Architects, designers, and building professionals can specify FSC®-certified products in order to achieve a point from the U.S. Green Building Council's Leadership in Energy and Environmental Design (LEED) Rating System.

FAERON BEHAVIORAL HEALTH | GUEST & PATIENT SEATING | FEATURES




FLEX BACK

The ergonomically designed back has been designed with a slight flexing action for enhanced comfort and ease of ingress and egress.



WALL SAVER

The angle of the back and the rear legs are designed to keep the back away from the wall, to prevent wear and damage to both the chairs and the walls of the facility.



POLYMER ARM

Faeron Metal Behavioral Health guest and patient chairs are standard with tamper-resistant polymer arms that are durable, comfortable, and long lasting. Available in black, grey and taupe.



SPRING SEAT CONSTRUCTION

Faeron Metal Behavioral Health guest and patient chairs are designed with spring seat construction and dual density foam for superior longevity, comfort and performance.



STEEL SEAT FRAME

Side frames, backs and seats are attached to a heavy-duty steel frame with tamper-resistant hardware. These components are removable and field replaceable.



CLEAN OUT

Faeron Metal Behavioral Health guest and patient chairs feature a clean out space that supports infection control by enabling debris and fluid to fall to the floor for easy cleaning.



TAMPER-RESISTANT HARDWARE

Tamper-resistant hardware is utilized in the construction of all Faeron Metal Behavioral Health seating. The specific tools needed to remove components for maintenance or replacement are available for purchase from Krug.



INACCESSIBLE STAPLES

An inaccessible galvanized steel band with vinyl edges covers the staples on the back upholstery cover. It is installed with tamper-resistant hardware.

SECURED GLIDES

Faeron Metal Behavioral Health seating features tamper-resistant glides to minimize risk of removal and weaponization.

UNDERSEAT SHIELD

Faeron Metal Behavioral Health guest and patient chairs feature a metal under seat shield that minimizes the risk of access to the upholstery staples. It also minimizes the ability to hide contraband under the seat. The vented shield is compatible with ganging brackets and is installed with tamper-resistant hardware.

LATEX-FREE

Krug products are made with latex-free materials, to help prevent allergic reaction.

WEIGHT CAPACITIES

Tested to meet or exceed the BIFMA X5.4 Standard
Guest & Patient Chairs (21" & 24") - 500 lbs
Plus Chairs (30" & 44") - 750 lbs

FAERON BEHAVIORAL HEALTH | OPTIONS



KINETIC BACK

The optional Kinetic Back provides the chair back with a very pleasant and comfortable rocking motion, which can significantly enhance long-term sitting. The durable spring-loaded mechanism provides a range of motion of 20 degrees, and can be field-installed or replaced. It is available on any Faeron Guest chair back with the exception of the Plus sizes (30" and 44").



SOLID SURFACE ARM

The optional Solid Surface Arm provides a fully seamless armrest for enhanced durability, protection and cleanability. It is available in 8 standard Corian colors, and custom colors (at an upcharge). Arms are replaceable as a full side frame if they become damaged or degraded. Solid Surface not recommended for lower acuity environments.



WOOD ARM

Faeron Wood Arm caps are fastened to the side frames. Wood arms are solid Beech and available in standard and custom finishes. Arms can be replaced if they do become damaged or degraded.



CLOSED ARM PANEL

The side frames on Faeron Metal Behavioral Health guest and patient chairs can be enclosed to the center rail.



FULLY CLOSED ARM (SLEIGH BASE ONLY)

The side frames on Faeron Metal Behavioral Health guest and patient chairs can be fully enclosed to the base rail. This can be achieved with 2 panels showing the center rail or a single panel enclosing the center rail. This option is only available with the sled base.



FLOOR ANCHOR BRACKETS

For additional security, tamper-resistant anchor brackets are available to bolt the sled base to the floor. The hardware to attach the brackets to the floor is not included. This option is only available with the sled base.



SPRINGLESS SEATS

The springs in the seats can be replaced with an optional plywood seat pan and dual density foam.



SLED BASE

The sled base ties the front and back legs together with a steel rail. This option minimizes the risk of the chair being weaponized. Optional anchor brackets are available to bolt the base to the floor for additional security.

SUPPLEMENTAL WEIGHT

In place of the standard Underseat shield, an optional weighted black coated steel shield is available. The steel shield is designed to add enough weight for the product to be a minimum of 80 lbs. The shield is also designed to allow standard ganging hardware, seat ventilation and covers all access to the upholstery staples under the seat. The weighted shield is fastened with tamper-resistant hardware.

TAMPER-RESISTANT GANGING BRACKET

Faeron Metal Behavioral Health guest and patient chairs can be ganged together with a tamper-resistant powder coated metal bracket.

COMBINATION UPHOLSTERY

When combination upholstery is specified with fabric of the same grade or COM, an upcharge for dual fabrics is **\$33 list** per unit and **\$64 list** per unit for three fabrics will be applied. When graded in combination upholstery is selected, use the highest grade upholstery selected or to obtain a quote for blended grading contact Customer Service (please provide the fabrics specified and location of where each fabric is to be applied on the product).

REMOVABLE COVERS

Faeron Metal chairs are available with removeable seat and back covers. Replacement covers can be quickly field installed on Faeron products that were originally ordered with the removeable cover option. Replacement seat and back covers can also be installed on Faeron products that were not originally ordered with the removeable cover option, with some simple staple removal on the original seats and backs.

CAL133 & MOISTURE BARRIER

California Technical Bulletin 133 is a flammability test for seating. Krug offers a compliance method, in combination with non-flammable upholstery covers, may enable products to meet certification requirements for this test. This process at the same time also provides the products with a Moisture Barrier - a treatment that helps to prevent the passage of liquids and moisture to inside of the upholstered components - thereby conferring sanitary and anti-infection benefits. So when CAL 133 is specified, the product also automatically has a Moisture Barrier, and when a Moisture Barrier is specified, the product also features the compliance method and low flammability features of CAL 133.

The application of this up-charge and the compliance method does not mean that the specific configuration of product and upholstery cover are tested and officially certified as being CAL133 compliant. If the official certification is required, Krug will provide this (through an independent certified testing laboratory) at a charge of \$917 per item, plus the cost of the product to be tested. Lead time for certification testing is typically 4-8 weeks. Krug assumes no responsibility for the testing of our products in combination with upholstery covers, or for the results of any testing conducted. Some specific configurations of products and upholstery have already been tested. Please contact Customer Service for additional information.

FAERON BEHAVIORAL HEALTH | GUEST

DIMENSIONS

| | Overall Width | Overall Depth | Overall Height | Seat Height | Height of Arms from Floor | Width Between Arms | Seat Depth | Shipping Weight | Cube |
|----------|---------------|---------------|----------------|-------------|---------------------------|--------------------|------------|-----------------|------|
| 21" Seat | 25.0 | 26.3 | 34.5 | 19.0 | 25.0 | 21 | 19.5 | 62 | 14 |
| 24" Seat | 28.0 | 26.3 | 34.5 | 19.0 | 25.0 | 24 | 19.5 | 67 | 19 |
| 30" Seat | 34.0 | 26.3 | 34.5 | 19.0 | 25.0 | 30 | 19.5 | 75 | 20 |
| 44" Seat | 48.0 | 26.3 | 34.5 | 19.0 | 25.0 | 44 | 19.5 | 96 | 28 |

COM- YARDAGE REQUIREMENTS

| | COM Yardage Seat & Back | COM Yardage Seats Only | COM Yardage Back Only | COM Yardage Closed Arm Panel | COM Yardage Fully Closed Arm |
|-----------------------|-------------------------|------------------------|-----------------------|------------------------------|------------------------------|
| 21" & 24" - One Chair | 1.6 | 0.9 | 1.4 | 0.96 | 3.20 |
| 30" - One Chair | 2.3 | 0.9 | 1.4 | 0.96 | 3.20 |
| 44" - One Chair | 2.9 | 1.5 | 1.6 | 0.96 | 3.20 |

ORDERING NOTES:







The approval process is as follows:

1. A sample of the COM must be provided to Krug Customer Service prior to or at the time of order.
 2. The sample will be reviewed and the customer advised if the fabric is unsuitable.
 3. The COM fabric or leather will be inspected when received at the factory, to identify any further concerns with its suitability.
- Note: Some vinyls, leathers & upholsteries are not suitable for application on Faeron Metal seating.

COMBINATION UPHOLSTERY OPTION

When combination upholstery is specified with fabric of the same grade or COM, an upcharge for dual fabrics is **\$33 list** per unit and **\$64 list** per unit for three fabrics will be applied. When graded in combination upholstery is selected, use the highest grade upholstery selected or to obtain a quote for blended grading contact Customer Service (please provide the fabrics specified and location of where each fabric is to be applied on the product).

FAERON BEHAVIORAL HEALTH | GUEST

| DESCRIPTION/MODEL | | COM | | COL | | FABRIC GRADES | | | LEATHER | |
|-------------------------------------------------------------------------------------|--------------------------------------------------------------------------------------------|------|------|------|------|---------------|------|------|---------|------|
| | | 1 | 2 | 3 | 4 | 5 | 6 | 7 | 8 | 9 |
|  | 21" Open Polymer Arm, Silver Metallic Leg Base FAE2M-GBH21OPAS1 | 1436 | 1482 | 1528 | 1620 | 1712 | 1804 | 1897 | 1988 | 2171 |
| | 21" Open Polymer Arm, Brushed Nickel Leg Base FAE2M-GBH21OPAN1 | 1642 | 1687 | 1734 | 1826 | 1917 | 2010 | 2103 | 2194 | 2377 |
|  | 21" Closed Polymer Arm, Silver Metallic Leg Base FAE2M-GBH21CPAS1 | 1880 | 1949 | 2018 | 2157 | 2295 | 2431 | 2571 | 2708 | 2984 |
| | 21" Closed Polymer Arm, Brushed Nickel Leg Base FAE2M-GBH21CPAN1 | 2086 | 2155 | 2224 | 2363 | 2500 | 2637 | 2777 | 2914 | 3190 |
|  | 21" Open Polymer Arm, Silver Metallic Sled Base FAE2M-GBH21OPAS2 | 1571 | 1616 | 1662 | 1755 | 1846 | 1938 | 2032 | 2122 | 2306 |
| | 21" Open Polymer Arm, Brushed Nickel Sled Base FAE2M-GBH21OPAN2 | 1777 | 1822 | 1868 | 1960 | 2052 | 2144 | 2238 | 2328 | 2512 |
|  | 21" Closed Polymer Arm, Silver Metallic Sled Base FAE2M-GBH21CPAS2 | 2014 | 2084 | 2153 | 2291 | 2429 | 2565 | 2705 | 2843 | 3119 |
| | 21" Closed Polymer Arm, Brushed Nickel Sled Base FAE2M-GBH21CPAN2 | 2220 | 2289 | 2359 | 2497 | 2635 | 2771 | 2911 | 3048 | 3325 |
|  | 21" Two Panel Fully Closed Polymer Arm, Silver Metallic Sled Base FAE2M-GBH212PFPAS2 | 2120 | 2229 | 2339 | 2496 | 2667 | 2839 | 3029 | 3215 | 3519 |
| | 21" Two Panel Fully Closed Polymer Arm, Brushed Nickel Sled Base FAE2M-GBH212PFPAN2 | 2326 | 2435 | 2545 | 2701 | 2873 | 3045 | 3235 | 3421 | 3725 |
|  | 21" Single Panel Fully Closed Polymer Arm, Silver Metallic Sled Base FAE2M-GBH211PFPAS2 | 2482 | 2644 | 2807 | 3017 | 3254 | 3492 | 3762 | 4027 | 4431 |
| | 21" Single Panel Fully Closed Polymer Arm, Brushed Nickel Sled Base FAE2M-GBH211PFPAN2 | 2688 | 2850 | 3013 | 3222 | 3460 | 3698 | 3968 | 4233 | 4637 |







ORDERING NOTES: Faeron Metal chairs can be specified with a Wood Arm (WA) or a Solid Surface Arm (SA), replace "PA" in the model number with the **Arm Style** selection below and add the upcharge listed.

| Faeron Behavioral Health Option Upcharges | \$ List | | \$ List |
|-------------------------------------------|---------|---------------------------------------|---------|
| Kinetic Back | 120 | Supplemental Weight - 21" | 390 |
| Solid Surface Arm (per pair) - Gr A White | 573 | Supplemental Weight - 24" | 321 |
| Solid Surface Arm (per pair) - Gr A Color | 598 | Ganging Bracket | 58 |
| Solid Surface Arm (per pair) - Gr B | 645 | Combination Upholstery - Dual | 33 |
| Solid Surface Arm (per pair) - Gr C | 678 | Combination Upholstery - Three | 64 |
| Wood Arm (WA) - (per pair) | 215 | Removeable Seat Cover | 90 |
| Floor Anchor Brackets (Sleigh base only) | 153 | Removeable Back Cover | 58 |
| Springless Seat | 117 | CAL 133 & Moisture Barrier (per yard) | 64 |

PRODUCT CODE KEY

| Line | Series | Chair Type | Size | Arm Type | Arm Style | Metal Finish | Base Type |
|-----------------------|---------------------|------------------------------|---------------|----------------------------------------------|---------------------------------|------------------------------|------------------------|
| <div>FAE</div> Faeron | <div>2M</div> Chair | <div>GBH</div> Guest Seating | <div>21</div> | <div>O</div> Open Arm | <div>PA</div> Polymer Arm | <div>S</div> Silver Metallic | <div>1</div> Leg Base |
| | | | <div>24</div> | <div>C</div> Closed Arm | <div>WA</div> Wood Arm | <div>N</div> Brushed Nickel | <div>2</div> Sled Base |
| | | | <div>30</div> | <div>2PF</div> Two Panel Fully Closed Arm | <div>SA</div> Solid Surface Arm | | |
| | | | <div>44</div> | <div>1PF</div> Single Panel Fully Closed Arm | | | |

FAERON BEHAVIORAL HEALTH | GUEST

| DESCRIPTION/MODEL | | COM | | COL | FABRIC GRADES | | | LEATHER | 9 | | |
|-------------------------------------------------------------------------------------|--------------------------------------------------------------------------------------------|-----|------|------|---------------|------|------|---------|------|------|------|
| | | 1 | 2 | 3 | 4 | 5 | 6 | 7 | | 8 | |
|  | 24" Open Polymer Arm, Silver Metallic Leg Base FAE2M-GBH24OPAS1 | | 1540 | 1587 | 1633 | 1724 | 1818 | 1907 | 2000 | 2092 | 2275 |
| | 24" Open Polymer Arm, Brushed Nickel Leg Base FAE2M-GBH24OPAN1 | | 1746 | 1792 | 1839 | 1930 | 2023 | 2113 | 2206 | 2298 | 2481 |
|  | 24" Closed Polymer Arm, Silver Metallic Leg Base FAE2M-GBH24CPAS1 | | 1985 | 2053 | 2122 | 2260 | 2398 | 2536 | 2675 | 2812 | 3088 |
| | 24" Closed Polymer Arm, Brushed Nickel Leg Base FAE2M-GBH24CPAN1 | | 2191 | 2259 | 2328 | 2466 | 2603 | 2742 | 2881 | 3018 | 3294 |
|  | 24" Open Polymer Arm, Silver Metallic Sled Base FAE2M-GBH24OPAS2 | | 1675 | 1721 | 1767 | 1859 | 1952 | 2041 | 2135 | 2226 | 2410 |
| | 24" Open Polymer Arm, Brushed Nickel Sled Base FAE2M-GBH24OPAN2 | | 1881 | 1927 | 1973 | 2064 | 2158 | 2247 | 2341 | 2432 | 2616 |
|  | 24" Closed Polymer Arm, Silver Metallic Sled Base FAE2M-GBH24CPAS2 | | 2119 | 2187 | 2257 | 2394 | 2532 | 2670 | 2809 | 2947 | 3223 |
| | 24" Closed Polymer Arm, Brushed Nickel Sled Base FAE2M-GBH24CPAN2 | | 2325 | 2393 | 2463 | 2600 | 2738 | 2876 | 3015 | 3152 | 3429 |
|  | 24" Two Panel Fully Closed Polymer Arm, Silver Metallic Sled Base FAE2M-GBH242PFPAS2 | | 2224 | 2334 | 2444 | 2600 | 2773 | 2942 | 3132 | 3319 | 3623 |
| | 24" Two Panel Fully Closed Polymer Arm, Brushed Nickel Sled Base FAE2M-GBH242PFPAN2 | | 2430 | 2540 | 2650 | 2805 | 2979 | 3148 | 3338 | 3525 | 3829 |
|  | 24" Single Panel Fully Closed Polymer Arm, Silver Metallic Sled Base FAE2M-GBH241PFPAS2 | | 2586 | 2749 | 2912 | 3121 | 3360 | 3595 | 3865 | 4131 | 4535 |
| | 24" Single Panel Fully Closed Polymer Arm, Brushed Nickel Sled Base FAE2M-GBH241PFPAN2 | | 2792 | 2955 | 3118 | 3326 | 3566 | 3801 | 4071 | 4337 | 4741 |






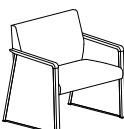
ORDERING NOTES: Faeron Metal chairs can be specified with a Wood Arm (WA) or a Solid Surface Arm (SA), replace “PA” in the model number with the **Arm Style** selection below and add the upcharge listed.

| Faeron Behavioral Health Option Upcharges | | \$ List | |
|-------------------------------------------|-----|---------------------------------------|-----|
| Kinetic Back | 120 | Supplemental Weight - 21" | 390 |
| Solid Surface Arm (per pair) - Gr A White | 573 | Supplemental Weight - 24" | 321 |
| Solid Surface Arm (per pair) - Gr A Color | 598 | Ganging Bracket | 58 |
| Solid Surface Arm (per pair) - Gr B | 645 | Combination Upholstery - Dual | 33 |
| Solid Surface Arm (per pair) - Gr C | 678 | Combination Upholstery - Three | 64 |
| Wood Arm (WA) - (per pair) | 215 | Removeable Seat Cover | 90 |
| Floor Anchor Brackets (Sleigh base only) | 153 | Removable Back Cover | 58 |
| Springless Seat | 117 | CAL 133 & Moisture Barrier (per yard) | 64 |

PRODUCT CODE KEY

| Line | Series | Chair Type | Size | Arm Type | Arm Style | Metal Finish | Base Type |
|-----------------------|---------------------|------------------------------|---------------|----------------------------------------------|---------------------------------|------------------------------|------------------------|
| <div>FAE</div> Faeron | <div>2M</div> Chair | <div>GBH</div> Guest Seating | <div>21</div> | <div>O</div> Open Arm | <div>PA</div> Polymer Arm | <div>S</div> Silver Metallic | <div>1</div> Leg Base |
| | | | <div>24</div> | <div>C</div> Closed Arm | <div>WA</div> Wood Arm | <div>N</div> Brushed Nickel | <div>2</div> Sled Base |
| | | | <div>30</div> | <div>2PF</div> Two Panel Fully Closed Arm | <div>SA</div> Solid Surface Arm | | |
| | | | <div>44</div> | <div>1PF</div> Single Panel Fully Closed Arm | | | |

FAERON BEHAVIORAL HEALTH | GUEST

| DESCRIPTION/MODEL | | COM | | COL | | FABRIC GRADES | | | LEATHER | |
|-------------------------------------------------------------------------------------|--------------------------------------------------------------------------------------------|------|------|------|------|---------------|------|------|---------|------|
| | | 1 | 2 | 3 | 4 | 5 | 6 | 7 | 8 | 9 |
|  | 30" Open Polymer Arm, Silver Metallic Leg Base FAE2M-GBH30OPAS1 | 1780 | 1845 | 1913 | 2044 | 2176 | 2310 | 2441 | 2573 | 2839 |
| | 30" Open Polymer Arm, Brushed Nickel Leg Base FAE2M-GBH30OPAN1 | 1986 | 2051 | 2118 | 2250 | 2382 | 2515 | 2647 | 2779 | 3045 |
|  | 30" Closed Polymer Arm, Silver Metallic Leg Base FAE2M-GBH30CPAS1 | 2225 | 2313 | 2403 | 2581 | 2758 | 2937 | 3114 | 3294 | 3651 |
| | 30" Closed Polymer Arm, Brushed Nickel Leg Base FAE2M-GBH30CPAN1 | 2431 | 2519 | 2609 | 2787 | 2964 | 3142 | 3320 | 3499 | 3856 |
|  | 30" Open Polymer Arm, Silver Metallic Sled Base FAE2M-GBH30OPAS2 | 1915 | 1980 | 2047 | 2178 | 2311 | 2444 | 2575 | 2708 | 2973 |
| | 30" Open Polymer Arm, Brushed Nickel Sled Base FAE2M-GBH30OPAN2 | 2121 | 2186 | 2253 | 2384 | 2516 | 2650 | 2781 | 2913 | 3179 |
|  | 30" Closed Polymer Arm, Silver Metallic Sled Base FAE2M-GBH30CPAS2 | 2359 | 2447 | 2538 | 2715 | 2893 | 3071 | 3248 | 3428 | 3785 |
| | 30" Closed Polymer Arm, Brushed Nickel Sled Base FAE2M-GBH30CPAN2 | 2565 | 2653 | 2743 | 2921 | 3098 | 3277 | 3454 | 3634 | 3991 |
|  | 30" Two Panel Fully Closed Polymer Arm, Silver Metallic Sled Base FAE2M-GBH302PFPAS2 | 2464 | 2593 | 2724 | 2919 | 3132 | 3345 | 3572 | 3801 | 4186 |
| | 30" Two Panel Fully Closed Polymer Arm, Brushed Nickel Sled Base FAE2M-GBH302PFPAN2 | 2669 | 2799 | 2930 | 3125 | 3337 | 3551 | 3778 | 4006 | 4392 |
|  | 30" Single Panel Fully Closed Polymer Arm, Silver Metallic Sled Base FAE2M-GBH301PFPAS2 | 2826 | 3008 | 3192 | 3440 | 3719 | 3998 | 4305 | 4613 | 5098 |
| | 30" Single Panel Fully Closed Polymer Arm, Brushed Nickel Sled Base FAE2M-GBH301PFPAN2 | 3031 | 3214 | 3398 | 3646 | 3924 | 4204 | 4511 | 4818 | 5304 |

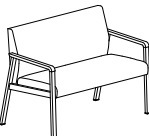
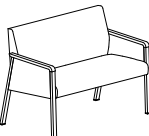
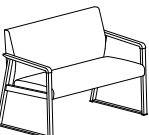


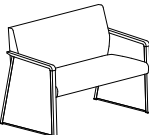
ORDERING NOTES: Faeron Metal chairs can be specified with a Wood Arm (WA) or a Solid Surface Arm (SA), replace "PA" in the model number with the **Arm Style** selection below and add the upcharge listed.

| Faeron Behavioral Health Option Upcharges | | \$ List | |
|-------------------------------------------|-----|---------------------------------------|-----|
| Solid Surface Arm (per pair) - Gr A White | 573 | Supplemental Weight - 30" | 172 |
| Solid Surface Arm (per pair) - Gr A Color | 598 | Ganging Bracket | 58 |
| Solid Surface Arm (per pair) - Gr B | 645 | Combination Upholstery - Dual | 33 |
| Solid Surface Arm (per pair) - Gr C | 678 | Combination Upholstery - Three | 64 |
| Wood Arm (WA) - (per pair) | 215 | Removeable Seat Cover | 90 |
| Floor Anchor Brackets (Sleigh base only) | 153 | Removable Back Cover | 58 |
| Springless Seat | 117 | CAL 133 & Moisture Barrier (per yard) | 64 |

PRODUCT CODE KEY

| Line | Series | Chair Type | Size | Arm Type | Arm Style | Metal Finish | Base Type |
|-----------------------|---------------------|------------------------------|---------------|----------------------------------------------|---------------------------------|------------------------------|------------------------|
| <div>FAE</div> Faeron | <div>2M</div> Chair | <div>GBH</div> Guest Seating | <div>21</div> | <div>O</div> Open Arm | <div>PA</div> Polymer Arm | <div>S</div> Silver Metallic | <div>1</div> Leg Base |
| | | | <div>24</div> | <div>C</div> Closed Arm | <div>WA</div> Wood Arm | <div>N</div> Brushed Nickel | <div>2</div> Sled Base |
| | | | <div>30</div> | <div>2PF</div> Two Panel Fully Closed Arm | <div>SA</div> Solid Surface Arm | | |
| | | | <div>44</div> | <div>1PF</div> Single Panel Fully Closed Arm | | | |

FAERON BEHAVIORAL HEALTH | GUEST

| DESCRIPTION/MODEL | | COM | | COL | FABRIC GRADES | | | LEATHER | | | |
|-------------------------------------------------------------------------------------|--------------------------------------------------------------------------------------------|-----|------|------|---------------|------|------|---------|------|------|------|
| | | 1 | 2 | 3 | 4 | 5 | 6 | 7 | 8 | 9 | |
|  | 44" Open Polymer Arm, Silver Metallic Leg Base FAE2M-GBH44OPAS1 | | 2203 | 2286 | 2370 | 2536 | 2703 | 2869 | 3036 | 3202 | 3536 |
| | 44" Open Polymer Arm, Brushed Nickel Leg Base FAE2M-GBH44OPAN1 | | 2409 | 2491 | 2575 | 2741 | 2908 | 3075 | 3242 | 3408 | 3742 |
|  | 44" Closed Polymer Arm, Silver Metallic Leg Base FAE2M-GBH44CPAS1 | | 2646 | 2753 | 2859 | 3071 | 3284 | 3497 | 3710 | 3922 | 4348 |
| | 44" Closed Polymer Arm, Brushed Nickel Leg Base FAE2M-GBH44CPAN1 | | 2852 | 2959 | 3065 | 3277 | 3490 | 3702 | 3915 | 4128 | 4554 |
|  | 44" Open Polymer Arm, Silver Metallic Sled Base FAE2M-GBH44OPAS2 | | 2337 | 2420 | 2504 | 2670 | 2837 | 3004 | 3171 | 3337 | 3671 |
| | 44" Open Polymer Arm, Brushed Nickel Sled Base FAE2M-GBH44OPAN2 | | 2543 | 2626 | 2710 | 2876 | 3043 | 3210 | 3377 | 3542 | 3876 |
|  | 44" Closed Polymer Arm, Silver Metallic Sled Base FAE2M-GBH44CPAS2 | | 2780 | 2888 | 2994 | 3206 | 3419 | 3631 | 3844 | 4056 | 4482 |
| | 44" Closed Polymer Arm, Brushed Nickel Sled Base FAE2M-GBH44CPAN2 | | 2986 | 3093 | 3199 | 3411 | 3625 | 3837 | 4050 | 4262 | 4688 |
|  | 44" Two Panel Fully Closed Polymer Arm, Silver Metallic Sled Base FAE2M-GBH442PPFAS2 | | 2886 | 3033 | 3181 | 3411 | 3658 | 3905 | 4168 | 4430 | 4884 |
| | 44" Two Panel Fully Closed Polymer Arm, Brushed Nickel Sled Base FAE2M-GBH442PPFAN2 | | 3092 | 3239 | 3387 | 3617 | 3864 | 4111 | 4374 | 4635 | 5089 |
|  | 44" Single Panel Fully Closed Polymer Arm, Silver Metallic Sled Base FAE2M-GBH441PPFAS2 | | 3248 | 3448 | 3649 | 3932 | 4245 | 4558 | 4901 | 5242 | 5796 |
| | 44" Single Panel Fully Closed Polymer Arm, Brushed Nickel Sled Base FAE2M-GBH441PPFAN2 | | 3454 | 3654 | 3855 | 4138 | 4451 | 4764 | 5107 | 5447 | 6001 |

ORDERING NOTES: Faeron Metal chairs can be specified with a Wood Arm (WA) or a Solid Surface Arm (SA), replace “PA” in the model number with the **Arm Style** selection below and add the upcharge listed.

| Faeron Behavioral Health Option Upcharges | | \$ List | | \$ List |
|-------------------------------------------|--|---------|---------------------------------------|---------|
| Solid Surface Arm (per pair) - Gr A White | | 573 | Ganging Bracket | 58 |
| Solid Surface Arm (per pair) - Gr A Color | | 598 | Combination Upholstery - Dual | 33 |
| Solid Surface Arm (per pair) - Gr B | | 645 | Combination Upholstery - Three | 64 |
| Solid Surface Arm (per pair) - Gr C | | 678 | Removeable Seat Cover | 90 |
| Wood Arm (WA) - (per pair) | | 215 | Removable Back Cover | 58 |
| Floor Anchor Brackets (Sleigh base only) | | 153 | CAL 133 & Moisture Barrier (per yard) | 64 |
| Springless Seat | | 117 | | |

PRODUCT CODE KEY

| Line | Series | Chair Type | Size | Arm Type | Arm Style | Metal Finish | Base Type |
|-----------------------|---------------------|------------------------------|---------------|----------------------------------------------|---------------------------------|------------------------------|------------------------|
| <div>FAE</div> Faeron | <div>2M</div> Chair | <div>GBH</div> Guest Seating | <div>21</div> | <div>O</div> Open Arm | <div>PA</div> Polymer Arm | <div>S</div> Silver Metallic | <div>1</div> Leg Base |
| | | | <div>24</div> | <div>C</div> Closed Arm | <div>WA</div> Wood Arm | <div>N</div> Brushed Nickel | <div>2</div> Sled Base |
| | | | <div>30</div> | <div>2PF</div> Two Panel Fully Closed Arm | <div>SA</div> Solid Surface Arm | | |
| | | | <div>44</div> | <div>1PF</div> Single Panel Fully Closed Arm | | | |

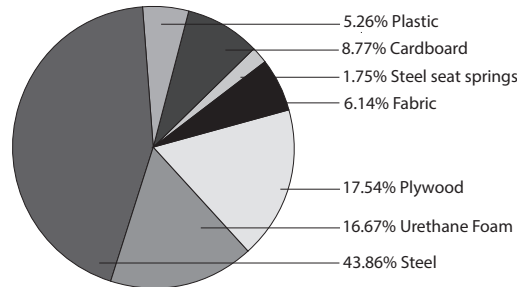
FAERON BEHAVIORAL HEALTH | ENVIRONMENTAL SUMMARY

LEED CI CREDITS

Patient Seating



Material Content:



Pre-Consumer
Recycled Content = 9.80%

Post-Consumer
Recycled Content = 17.63%

Up to 47.06% of this Faeron Metal product is recyclable at the end of its useful life.

CONTRIBUTES TO

| | | |
|------------------|----------------------------------------------|--------------|
| CREDIT 2.1 - 2.2 | Construction Waste Management | 1-2 point(s) |
| CREDIT 3.3 | Resource Reuse | 1 point |
| CREDIT 4.1 | Recycled Content | 1 point |
| CREDIT 4.2 | Recycled Content | 1 point |
| CREDIT 4.5 | Low Emitting Materials, Systems & Seating | 1 point |
| CREDIT 5.1 | Regional Materials* | 1 point |
| CREDIT 7 | Certified Wood (MUST BE REQUESTED) | 1 point(s) |

*This credit is only applicable if in total 20% of the combined value of the procurement of construction materials and in the furniture are manufactured within a radius of 500 miles. This credit will apply if the installation of the finished product occurs within 500 miles of Kitchener, Ontario.

level® CERTIFICATION, AIR EMISSIONS AND FSC® CERTIFICATION



level® CERTIFICATION

BIFMA's e3 Furniture Sustainability Standard is a voluntary, multi-attribute standard that measures the degree of sustainability of furniture. This standard evaluates product and company environmental attributes and compliance systems in a wide range of elements which include Materials, Energy & Atmosphere, Human & Ecosystem Health and Social Responsibility. Faeron products have earned level®, BIFMA's sustainability certification program for furniture, certification through third-party verification against the e3 standard.

AIR-EMISSIONS

All Faeron products are supplied with air-emissions certified. Contact customer service for information.



FSC®

In 2005, Krug received Forest Stewardship Council® (FSC®) Chain-of-Custody certification for our manufacturing facilities. The FSC® Chain-of-Custody tracks certified wood from seedling to final sale. It verifies that the material for our FSC certified products only come from well-managed, FSC®-certified forests and other controlled sources. FSC® is dedicated to the promotion of responsible forest management worldwide helping to take care of forests for future generations. Faeron and other Krug products can be specified with FSC® Certification. Contact customer service for further information, pricing and lead times.



Architects, designers, and building professionals can specify FSC®-certified products in order to achieve a point from the U.S. Green Building Council's Leadership in Energy and Environmental Design (LEED) Rating System.

FAERON METAL BEHAVIORAL HEALTH | PATIENT

DIMENSIONS & COM REQUIREMENTS

| | Overall Width | Overall Depth | Overall Height | Seat Height | Height of Arms from Floor | Width Between Arms | Seat Depth | Shipping Weight | Cubes |
|----------|---------------|---------------|----------------|-------------|---------------------------|--------------------|------------|-----------------|-------|
| 21" Seat | 25.0 | 26.3 | 45.0 | 19.0 | 25 | 21 | 19.5 | 67 | 17 |
| 24" Seat | 28.0 | 26.3 | 45.0 | 19.0 | 25 | 24 | 19.5 | 72 | 22 |
| 30" Seat | 34.0 | 26.3 | 45.0 | 19.0 | 25 | 30 | 19.5 | 85 | 28 |

COM - YARDAGE REQUIREMENTS

| | COM Yardage Seats & Backs Only | COM Yardage Seat Only | COM Yardage Back Only | COM Yardage Closed Arm Panel | COM Yardage Fully Closed Arm Panel |
|-----------------------|-----------------------------------|--------------------------|--------------------------|---------------------------------|---------------------------------------|
| 21" & 24" - One Chair | 2.0 | 0.9 | 2.0 | 0.96 | 3.20 |
| 30" Plus - One Chair | 3.0 | 0.9 | 2.0 | 0.96 | 3.20 |

ORDERING NOTES:







The approval process is as follows:

1. A sample of the COM must be provided to Krug Customer Service prior to or at the time of order.
 2. The sample will be reviewed and the customer advised if the fabric is unsuitable.
 3. The COM fabric or leather will be inspected when received at the factory, to identify any further concerns with its suitability.
- Note: Some vinyls, leathers & upholsteries are not suitable for application on Faeron Metal seating.

COMBINATION UPHOLSTERY OPTION

When combination upholstery is specified with fabric of the same grade or COM, an upcharge for dual fabrics is **\$33 list** per unit and **\$64 list** per unit for three fabrics will be applied. When graded in combination upholstery is selected, use the highest grade upholstery selected or to obtain a quote for blended grading contact Customer Service (please provide the fabrics specified and location of where each fabric is to be applied on the product).

FAERON METAL BEHAVIORAL HEALTH | PATIENT

| DESCRIPTION/MODEL | | COM | | COL | FABRIC GRADES | | | LEATHER | | |
|-------------------------------------------------------------------------------------|--------------------------------------------------------------------------------------------|------|------|------|---------------|------|------|---------|------|------|
| | | 1 | 2 | 3 | 4 | 5 | 6 | 7 | 8 | 9 |
|  | 21" Open Polymer Arm, Silver Metallic Leg Base FAE2M-PBH21OPAS1 | 1493 | 1550 | 1608 | 1724 | 1838 | 1953 | 2069 | 2183 | 2413 |
| | 21" Open Polymer Arm, Brushed Nickel Leg Base FAE2M-PBH21OPAN1 | 1699 | 1756 | 1813 | 1930 | 2043 | 2159 | 2274 | 2389 | 2619 |
|  | 21" Closed Polymer Arm, Silver Metallic Leg Base FAE2M-PBH21CPAS1 | 1938 | 2017 | 2097 | 2259 | 2420 | 2581 | 2743 | 2901 | 3225 |
| | 21" Closed Polymer Arm, Brushed Nickel Leg Base FAE2M-PBH21CPAN1 | 2143 | 2223 | 2303 | 2465 | 2625 | 2787 | 2949 | 3107 | 3431 |
|  | 21" Open Polymer Arm, Silver Metallic Sled Base FAE2M-PBH21OPAS2 | 1628 | 1684 | 1742 | 1859 | 1972 | 2087 | 2203 | 2317 | 2547 |
| | 21" Open Polymer Arm, Brushed Nickel Sled Base FAE2M-PBH21OPAN2 | 1833 | 1890 | 1948 | 2064 | 2178 | 2293 | 2409 | 2523 | 2753 |
|  | 21" Closed Polymer Arm, Silver Metallic Sled Base FAE2M-PBH21CPAS2 | 2072 | 2152 | 2232 | 2393 | 2554 | 2716 | 2877 | 3036 | 3359 |
| | 21" Closed Polymer Arm, Brushed Nickel Sled Base FAE2M-PBH21CPAN2 | 2278 | 2358 | 2437 | 2599 | 2760 | 2921 | 3083 | 3242 | 3565 |
|  | 21" Two Panel Fully Closed Polymer Arm, Silver Metallic Sled Base FAE2M-PBH212PFPAS2 | 2176 | 2297 | 2419 | 2600 | 2793 | 2988 | 3200 | 3410 | 3760 |
| | 21" Two Panel Fully Closed Polymer Arm, Brushed Nickel Sled Base FAE2M-PBH212PFPAN2 | 2382 | 2503 | 2625 | 2805 | 2999 | 3194 | 3406 | 3616 | 3966 |
|  | 21" Single Panel Fully Closed Polymer Arm, Silver Metallic Sled Base FAE2M-PBH211PFPAS2 | 2538 | 2712 | 2887 | 3121 | 3380 | 3641 | 3933 | 4222 | 4672 |
| | 21" Single Panel Fully Closed Polymer Arm, Brushed Nickel Sled Base FAE2M-PBH211PFPAN2 | 2744 | 2918 | 3093 | 3326 | 3586 | 3847 | 4139 | 4428 | 4878 |






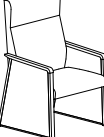
ORDERING NOTES: Faeron Metal chairs can be specified with a Wood Arm (WA) or a Solid Surface Arm (SA), replace "PA" in the model number with the **Arm Style** selection below and add the upcharge listed.

| Faeron Behavioral Health Option Upcharges | \$ List | | \$ List |
|-------------------------------------------|---------|---------------------------------------|---------|
| Kinetic Back | 120 | Supplemental Weight - 21" | 390 |
| Solid Surface Arm (per pair) - Gr A White | 573 | Supplemental Weight - 24" | 321 |
| Solid Surface Arm (per pair) - Gr A Color | 598 | Ganging Bracket | 58 |
| Solid Surface Arm (per pair) - Gr B | 645 | Combination Upholstery - Dual | 33 |
| Solid Surface Arm (per pair) - Gr C | 678 | Combination Upholstery - Three | 64 |
| Wood Arm (WA) - (per pair) | 215 | Removeable Seat Cover | 90 |
| Floor Anchor Brackets (Sleigh base only) | 153 | Removable Back Cover | 58 |
| Springless Seat | 117 | CAL 133 & Moisture Barrier (per yard) | 64 |

PRODUCT CODE KEY

| Line | Series | Chair Type | Size | Arm Type | Arm Style | Metal Finish | Base Type |
|-----------------------|---------------------|--------------------------------|---------------|----------------------------------------------|---------------------------------|------------------------------|------------------------|
| <div>FAE</div> Faeron | <div>2M</div> Chair | <div>PBH</div> Patient Seating | <div>21</div> | <div>O</div> Open Arm | <div>PA</div> Polymer Arm | <div>S</div> Silver Metallic | <div>1</div> Leg Base |
| | | | <div>24</div> | <div>C</div> Closed Arm | <div>WA</div> Wood Arm | <div>N</div> Brushed Nickel | <div>2</div> Sled Base |
| | | | <div>30</div> | <div>2PF</div> Two Panel Fully Closed Arm | <div>SA</div> Solid Surface Arm | | |
| | | | | <div>1PF</div> Single Panel Fully Closed Arm | | | |

FAERON METAL BEHAVIORAL HEALTH | PATIENT

| DESCRIPTION/MODEL | | COM | | COL | FABRIC GRADES | | | LEATHER | | |
|-------------------------------------------------------------------------------------|--------------------------------------------------------------------------------------------|------|------|------|---------------|------|------|---------|------|------|
| | | 1 | 2 | | 4 | 5 | 6 | 7 | 8 | 9 |
|  | 24" Open Polymer Arm, Silver Metallic Leg Base FAE2M-PBH24OPAS1 | 1582 | 1640 | 1698 | 1812 | 1927 | 2043 | 2158 | 2273 | 2502 |
| | 24" Open Polymer Arm, Brushed Nickel Leg Base FAE2M-PBH24OPAN1 | 1788 | 1846 | 1904 | 2018 | 2133 | 2249 | 2364 | 2479 | 2708 |
|  | 24" Closed Polymer Arm, Silver Metallic Leg Base FAE2M-PBH24CPAS1 | 2027 | 2109 | 2188 | 2349 | 2511 | 2671 | 2832 | 2993 | 3315 |
| | 24" Closed Polymer Arm, Brushed Nickel Leg Base FAE2M-PBH24CPAN1 | 2233 | 2315 | 2393 | 2555 | 2717 | 2876 | 3038 | 3199 | 3521 |
|  | 24" Open Polymer Arm, Silver Metallic Sled Base FAE2M-PBH24OPAS2 | 1717 | 1775 | 1832 | 1947 | 2061 | 2178 | 2292 | 2408 | 2637 |
| | 24" Open Polymer Arm, Brushed Nickel Sled Base FAE2M-PBH24OPAN2 | 1923 | 1980 | 2038 | 2153 | 2267 | 2384 | 2498 | 2614 | 2842 |
|  | 24" Closed Polymer Arm, Silver Metallic Sled Base FAE2M-PBH24CPAS2 | 2161 | 2243 | 2322 | 2484 | 2645 | 2805 | 2967 | 3127 | 3450 |
| | 24" Closed Polymer Arm, Brushed Nickel Sled Base FAE2M-PBH24CPAN2 | 2367 | 2449 | 2528 | 2689 | 2851 | 3011 | 3172 | 3333 | 3655 |
|  | 24" Two Panel Fully Closed Polymer Arm, Silver Metallic Sled Base FAE2M-PBH242PFPAS2 | 2266 | 2388 | 2509 | 2688 | 2882 | 3079 | 3289 | 3501 | 3850 |
| | 24" Two Panel Fully Closed Polymer Arm, Brushed Nickel Sled Base FAE2M-PBH242PFPAN2 | 2472 | 2593 | 2715 | 2894 | 3088 | 3285 | 3495 | 3707 | 4055 |
|  | 24" Single Panel Fully Closed Polymer Arm, Silver Metallic Sled Base FAE2M-PBH241PFPAS2 | 2628 | 2803 | 2977 | 3209 | 3469 | 3732 | 4022 | 4313 | 4762 |
| | 24" Single Panel Fully Closed Polymer Arm, Brushed Nickel Sled Base FAE2M-PBH241PFPAN2 | 2834 | 3008 | 3183 | 3415 | 3675 | 3938 | 4228 | 4519 | 4967 |







ORDERING NOTES: Faeron Metal chairs can be specified with a Wood Arm (WA) or a Solid Surface Arm (SA), replace “PA” in the model number with the **Arm Style** selection below and add the upcharge listed.

| Faeron Behavioral Health Option Upcharges | | \$ List | |
|-------------------------------------------|-----|---------------------------------------|-----|
| Kinetic Back | 120 | Supplemental Weight - 21" | 390 |
| Solid Surface Arm (per pair) - Gr A White | 573 | Supplemental Weight - 24" | 321 |
| Solid Surface Arm (per pair) - Gr A Color | 598 | Ganging Bracket | 58 |
| Solid Surface Arm (per pair) - Gr B | 645 | Combination Upholstery - Dual | 33 |
| Solid Surface Arm (per pair) - Gr C | 678 | Combination Upholstery - Three | 64 |
| Wood Arm (WA) - (per pair) | 215 | Removeable Seat Cover | 90 |
| Floor Anchor Brackets (Sleigh base only) | 153 | Removable Back Cover | 58 |
| Springless Seat | 117 | CAL 133 & Moisture Barrier (per yard) | 64 |

PRODUCT CODE KEY

| Line | Series | Chair Type | Size | Arm Type | Arm Style | Metal Finish | Base Type |
|-----------------------|---------------------|--------------------------------|---------------|----------------------------------------------|---------------------------------|------------------------------|------------------------|
| <div>FAE</div> Faeron | <div>2M</div> Chair | <div>PBH</div> Patient Seating | <div>21</div> | <div>O</div> Open Arm | <div>PA</div> Polymer Arm | <div>S</div> Silver Metallic | <div>1</div> Leg Base |
| | | | <div>24</div> | <div>C</div> Closed Arm | <div>WA</div> Wood Arm | <div>N</div> Brushed Nickel | <div>2</div> Sled Base |
| | | | <div>30</div> | <div>2PF</div> Two Panel Fully Closed Arm | <div>SA</div> Solid Surface Arm | | |
| | | | | <div>1PF</div> Single Panel Fully Closed Arm | | | |

FAERON METAL BEHAVIORAL HEALTH | PATIENT

| DESCRIPTION/MODEL | | COM | | COL | FABRIC GRADES | | | LEATHER | | |
|-------------------------------------------------------------------------------------|--------------------------------------------------------------------------------------------|------|------|------|---------------|------|------|---------|------|------|
| | | 1 | 2 | 3 | 4 | 5 | 6 | 7 | 8 | 9 |
|  | 30" Open Polymer Arm, Silver Metallic Leg Base FAE2M-PBH30OPAS1 | 1848 | 1935 | 2020 | 2193 | 2366 | 2538 | 2711 | 2884 | 3227 |
| | 30" Open Polymer Arm, Brushed Nickel Leg Base FAE2M-PBH30OPAN1 | 2053 | 2141 | 2226 | 2399 | 2572 | 2744 | 2916 | 3090 | 3433 |
|  | 30" Closed Polymer Arm, Silver Metallic Leg Base FAE2M-PBH30CPAS1 | 2292 | 2403 | 2510 | 2730 | 2946 | 3167 | 3385 | 3603 | 4039 |
| | 30" Closed Polymer Arm, Brushed Nickel Leg Base FAE2M-PBH30CPAN1 | 2498 | 2609 | 2716 | 2936 | 3152 | 3372 | 3591 | 3809 | 4245 |
|  | 30" Open Polymer Arm, Silver Metallic Sled Base FAE2M-PBH30OPAS2 | 1982 | 2069 | 2154 | 2327 | 2501 | 2673 | 2845 | 3018 | 3362 |
| | 30" Open Polymer Arm, Brushed Nickel Sled Base FAE2M-PBH30OPAN2 | 2188 | 2275 | 2360 | 2533 | 2706 | 2879 | 3051 | 3224 | 3567 |
|  | 30" Closed Polymer Arm, Silver Metallic Sled Base FAE2M-PBH30CPAS2 | 2426 | 2538 | 2645 | 2864 | 3080 | 3301 | 3519 | 3738 | 4174 |
| | 30" Closed Polymer Arm, Brushed Nickel Sled Base FAE2M-PBH30CPAN2 | 2632 | 2743 | 2851 | 3070 | 3286 | 3507 | 3725 | 3944 | 4379 |
|  | 30" Two Panel Fully Closed Polymer Arm, Silver Metallic Sled Base FAE2M-PBH302PFPAS2 | 2531 | 2682 | 2831 | 3068 | 3322 | 3574 | 3842 | 4111 | 4575 |
| | 30" Two Panel Fully Closed Polymer Arm, Brushed Nickel Sled Base FAE2M-PBH302PFPAN2 | 2737 | 2888 | 3037 | 3274 | 3527 | 3780 | 4048 | 4317 | 4780 |
|  | 30" Single Panel Fully Closed Polymer Arm, Silver Metallic Sled Base FAE2M-PBH301PFPAS2 | 2893 | 3097 | 3299 | 3589 | 3909 | 4227 | 4575 | 4923 | 5487 |
| | 30" Single Panel Fully Closed Polymer Arm, Brushed Nickel Sled Base FAE2M-PBH301PFPAN2 | 3099 | 3303 | 3505 | 3795 | 4114 | 4433 | 4781 | 5129 | 5692 |

ORDERING NOTES: Faeron Metal chairs can be specified with a Wood Arm (WA) or a Solid Surface Arm (SA), replace "PA" in the model number with the **Arm Style** selection below and add the upcharge listed.

| Faeron Behavioral Health Option Upcharges | | \$ List | \$ List |
|-------------------------------------------|-----|---------------------------------------|---------|
| Solid Surface Arm (per pair) - Gr A White | 573 | Supplemental Weight - 30" | 172 |
| Solid Surface Arm (per pair) - Gr A Color | 598 | Ganging Bracket | 58 |
| Solid Surface Arm (per pair) - Gr B | 645 | Combination Upholstery - Dual | 33 |
| Solid Surface Arm (per pair) - Gr C | 678 | Combination Upholstery - Three | 64 |
| Wood Arm (WA) - (per pair) | 215 | Removeable Seat Cover | 90 |
| Floor Anchor Brackets (Sleigh base only) | 153 | Removable Back Cover | 58 |
| Springless Seat | 117 | CAL 133 & Moisture Barrier (per yard) | 64 |

PRODUCT CODE KEY

| Line | Series | Chair Type | Size | Arm Type | Arm Style | Metal Finish | Base Type |
|-----------------------|---------------------|--------------------------------|---------------|----------------------------------------------|---------------------------------|------------------------------|------------------------|
| <div>FAE</div> Faeron | <div>2M</div> Chair | <div>PBH</div> Patient Seating | <div>21</div> | <div>O</div> Open Arm | <div>PA</div> Polymer Arm | <div>S</div> Silver Metallic | <div>1</div> Leg Base |
| | | | <div>24</div> | <div>C</div> Closed Arm | <div>WA</div> Wood Arm | <div>N</div> Brushed Nickel | <div>2</div> Sled Base |
| | | | <div>30</div> | <div>2PF</div> Two Panel Fully Closed Arm | <div>SA</div> Solid Surface Arm | | |
| | | | | <div>1PF</div> Single Panel Fully Closed Arm | | | |

FAERON METAL BEHAVIORAL HEALTH | MULTIPLE SEATING - START, CENTER & END UNITS

DIMENSIONS & COM REQUIREMENTS

FAERON METAL MULTIPLE START UNITS

| | Overall Width | Overall Depth | Overall Height | Seat Height | Height of Arms from Floor | Width Between Arms | Seat Depth | Shipping Weight | Cube | COM Seat & Back Yardage | COM Fabric Seat Yardage | COM Fabric Back Yardage | COM Fabric Closed Arm Panel (Pair) Yardage | COM Fabric Fully Closed Arm Panel Yardage |
|------|---------------|---------------|----------------|-------------|---------------------------|--------------------|------------|-----------------|------|-------------------------|-------------------------|-------------------------|--------------------------------------------|-------------------------------------------|
| SG21 | 25 | 26.3 | 34.5 | 19 | 25 | 21 | 19.5 | 62 | 14 | 1.6 | 0.9 | 1.4 | 0.96 | 3.20 |
| SP21 | 25 | 26.3 | 45 | 19 | 25 | 21 | 19.5 | 67 | 17 | 2.0 | 0.9 | 2.0 | 0.96 | 3.20 |
| SG24 | 28 | 26.3 | 34.5 | 19 | 25 | 24 | 19.5 | 67 | 19 | 1.6 | 0.9 | 1.4 | 0.96 | 3.20 |
| SP24 | 28 | 26.3 | 45 | 19 | 25 | 24 | 19.5 | 72 | 22 | 2.0 | 0.9 | 2.0 | 0.96 | 3.20 |
| SG30 | 34 | 26.3 | 34.5 | 19 | 25 | 30 | 19.5 | 75 | 20 | 2.3 | 0.9 | 1.4 | 0.96 | 3.20 |
| SP30 | 34 | 26.3 | 45 | 19 | 25 | 30 | 19.5 | 85 | 28 | 3.0 | 0.9 | 2.0 | 0.96 | 3.20 |
| SG44 | 48 | 26.3 | 34.5 | 19 | 25 | 44 | 19.5 | 96 | 28 | 2.9 | 0.9 | 1.6 | 0.96 | 3.20 |

FAERON METAL MULTIPLE CENTER UNITS

| | Overall Width | Overall Depth | Overall Height | Seat Height | Height of Arms from Floor | Width Between Arms | Seat Depth | Shipping Weight | Cube | COM Seat & Back Yardage | COM Fabric Seat Yardage | COM Fabric Back Yardage | COM Fabric Closed Arm Panel Yardage | COM Fabric Fully Closed Arm Panel YDG |
|------|---------------|---------------|----------------|-------------|---------------------------|--------------------|------------|-----------------|------|-------------------------|-------------------------|-------------------------|-------------------------------------|---------------------------------------|
| CG21 | 23 | 26.3 | 34.5 | 19 | 25 | 21 | 19.5 | 52 | 14 | 1.6 | 0.9 | 1.4 | 0.48 | 1.6 |
| CP21 | 23 | 26.3 | 45 | 19 | 25 | 21 | 19.5 | 57 | 17 | 2.0 | 0.9 | 2.0 | 0.48 | 1.6 |
| CG24 | 26 | 26.3 | 34.5 | 19 | 25 | 24 | 19.5 | 57 | 19 | 1.6 | 0.9 | 1.4 | 0.48 | 1.6 |
| CP24 | 26 | 26.3 | 45 | 19 | 25 | 24 | 19.5 | 62 | 22 | 2.0 | 0.9 | 2.0 | 0.48 | 1.6 |
| CG30 | 32 | 26.3 | 34.5 | 19 | 25 | 30 | 19.5 | 65 | 20 | 2.3 | 0.9 | 1.4 | 0.48 | 1.6 |
| CP30 | 32 | 26.3 | 45 | 19 | 25 | 30 | 19.5 | 75 | 28 | 3.0 | 0.9 | 2.0 | 0.48 | 1.6 |
| CG44 | 46 | 26.3 | 34.5 | 19 | 25 | 44 | 19.5 | 86 | 28 | 2.9 | 0.9 | 1.6 | 0.48 | 1.6 |

FAERON METAL MULTIPLE END UNITS

| | Overall Width | Overall Depth | Overall Height | Seat Height | Height of Arms from Floor | Width Between Arms | Seat Depth | Shipping Weight | Cube | COM Seat & Back Yardage | COM Fabric Seat Yardage | COM Fabric Back Yardage | COM Fabric Closed Arm Panel Ydg | COM Fabric Fully Closed Arm Panel YDG |
|------|---------------|---------------|----------------|-------------|---------------------------|--------------------|------------|-----------------|------|-------------------------|-------------------------|-------------------------|---------------------------------|---------------------------------------|
| EG21 | 23 | 26.3 | 34.5 | 19 | 25 | 21 | 19.5 | 52 | 14 | 1.6 | 0.9 | 1.4 | 0.48 | 1.6 |
| EP21 | 23 | 26.3 | 45 | 19 | 25 | 21 | 19.5 | 57 | 17 | 2.0 | 0.9 | 2.0 | 0.48 | 1.6 |
| EG24 | 26 | 26.3 | 34.5 | 19 | 25 | 24 | 19.5 | 57 | 19 | 1.6 | 0.9 | 1.4 | 0.48 | 1.6 |
| EP24 | 26 | 26.3 | 45 | 19 | 25 | 24 | 19.5 | 62 | 22 | 2.0 | 0.9 | 2.0 | 0.48 | 1.6 |
| EG30 | 32 | 26.3 | 34.5 | 19 | 25 | 30 | 19.5 | 65 | 20 | 2.3 | 0.9 | 1.4 | 0.48 | 1.6 |
| EP30 | 32 | 26.3 | 45 | 19 | 25 | 30 | 19.5 | 75 | 28 | 3.0 | 0.9 | 2.0 | 0.48 | 1.6 |
| EG44 | 46 | 26.3 | 34.5 | 19 | 25 | 44 | 19.5 | 86 | 28 | 2.9 | 0.9 | 1.6 | 0.48 | 1.6 |

ORDERING NOTES:

A drawing showing the configuration of the multiple seating and tables is required with each purchase order.

Combination Upholstery Option

When combination upholstery is specified with fabric of the same grade or COM, an upcharge for dual fabrics is **\$33 list** per unit and **\$64 list** per unit for three fabrics will be applied. When graded in combination upholstery is selected, use the highest grade upholstery selected or to obtain a quote for blended grading contact Customer Service (please provide the fabrics specified and location of where each fabric is to be applied on the product).

| Faeron Behavioral Health Option Upcharges | \$ List | | \$ List |
|-------------------------------------------|---------|------------------------------------------|---------|
| Kinetic Back | 120 | Floor Anchor Brackets (Sleigh base only) | 153 |
| Solid Surface Arm (each) - Gr A White | 287 | Springless Seat | 117 |
| Solid Surface Arm (each) - Gr A Color | 299 | Supplemental Weight - 21" | 390 |
| Solid Surface Arm (each) - Gr B | 321 | Supplemental Weight - 24" | 321 |
| Solid Surface Arm (each) - Gr C | 339 | Ganging Bracket | 58 |
| Wood Arm (WA) (each) | 108 | Combination Upholstery - Dual | 33 |
| Solid Surface Arm (per pair) - Gr A White | 573 | Combination Upholstery - Three | 64 |
| Solid Surface Arm (per pair) - Gr A Color | 598 | Removeable Seat Cover (per seat) | 90 |
| Solid Surface Arm (per pair) - Gr B | 645 | Removable Back Cover (per back) | 58 |
| Solid Surface Arm (per pair) - Gr C | 678 | CAL 133 & Moisture Barrier (per yard) | 64 |
| Wood Arm (WA) - (per pair) | 215 | | |

Patient backs are available on multiple units, please change the model number FAE2M-SGBH to FAE2M-SPBH, and add the following up-charges per back:

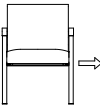
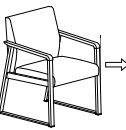
| | Grade 1 | Grade 2 | Grade 3 | Grade 4 | Grade 5 | Grade 6 | Grade 7 | Grade 8 | Grade 9 |
|------------|---------|---------|---------|---------|---------|---------|---------|---------|---------|
| 21" Chairs | 63 | 74 | 90 | 114 | 138 | 164 | 189 | 215 | 265 |
| 24" Chairs | 68 | 81 | 94 | 119 | 144 | 170 | 195 | 220 | 271 |
| 30" Chairs | 82 | 95 | 110 | 135 | 159 | 185 | 210 | 235 | 286 |

WEIGHT CAPACITIES

Faeron weight capacities are as follows:

Guest & Patient Chairs (21" & 24") - 500 lbs

FAERON METAL BEHAVIORAL HEALTH | MULTIPLE SEATING - START, CENTER & END UNITS

| DESCRIPTION/MODEL | | COM 1 | 2 | COL 3 | FABRIC GRADES 456 | | | LEATHER 789 | | |
|-----------------------------------------------------------------------------------|--------------------------|--------------------------------------------------------------------------------------------------------------------|------|----------|----------------------|------|------|----------------|------|------|
|  | Start - Leg Base | 21" Open Polymer Arm Start Unit, Guest Back, Silver Metallic Leg Base FAE2M-SGBH21OPAS1 | | | | | | | | |
| | | 1436 | 1482 | 1528 | 1620 | 1712 | 1804 | 1897 | 1988 | 2171 |
| | | 21" Open Polymer Arm Start Unit, Guest Back, Brushed Nickel Leg Base FAE2M-SGBH21OPAN1 | | | | | | | | |
| | | 1642 | 1687 | 1734 | 1826 | 1917 | 2010 | 2103 | 2194 | 2377 |
| | | 21" Closed Polymer Arm Start Unit, Guest Back, Silver Metallic Leg Base FAE2M-SGBH21CPAS1 | | | | | | | | |
| | | 1880 | 1949 | 2018 | 2157 | 2295 | 2431 | 2571 | 2708 | 2984 |
| | | 21" Closed Polymer Arm Start Unit, Guest Back, Brushed Nickel Leg Base FAE2M-SGBH21CPAN1 | | | | | | | | |
| | | 2086 | 2155 | 2224 | 2363 | 2500 | 2637 | 2777 | 2914 | 3190 |
|  | Start - Sled Base | 21" Open Polymer Arm Start Unit, Guest Back, Silver Metallic Sled Base FAE2M-SGBH21OPAS2 | | | | | | | | |
| | | 1571 | 1616 | 1662 | 1755 | 1846 | 1938 | 2032 | 2122 | 2306 |
| | | 21" Open Polymer Arm Start Unit, Guest Back, Brushed Nickel Sled Base FAE2M-SGBH21OPAN2 | | | | | | | | |
| | | 1777 | 1822 | 1868 | 1960 | 2052 | 2144 | 2238 | 2328 | 2512 |
| | | 21" Closed Polymer Arm Start Unit, Guest Back, Silver Metallic Sled Base FAE2M-SGBH21CPAS2 | | | | | | | | |
| | | 2014 | 2084 | 2153 | 2291 | 2429 | 2565 | 2705 | 2843 | 3119 |
| | | 21" Closed Polymer Arm Start Unit, Guest Back, Brushed Nickel Sled Base FAE2M-SGBH21CPAN2 | | | | | | | | |
| | | 2220 | 2289 | 2359 | 2497 | 2635 | 2771 | 2911 | 3048 | 3325 |
| | | 21" Two Panel Fully Closed Polymer Arm Start Unit, Guest Back, Silver Metallic Sled Base FAE2M-SGBH212PFPAS2 | | | | | | | | |
| | | 2120 | 2229 | 2339 | 2496 | 2667 | 2839 | 3029 | 3215 | 3519 |
| | | 21" Two Panel Fully Closed Polymer Arm Start Unit, Guest Back, Brushed Nickel Sled Base FAE2M-SGBH212PFPAN2 | | | | | | | | |
| | | 2326 | 2435 | 2545 | 2701 | 2873 | 3045 | 3235 | 3421 | 3725 |
| | | 21" Single Panel Fully Closed Polymer Arm Start Unit, Guest Back, Silver Metallic Sled Base FAE2M-SGBH211PFPAS2 | | | | | | | | |
| | | 2482 | 2644 | 2807 | 3017 | 3254 | 3492 | 3762 | 4027 | 4431 |
| | | 21" Single Panel Fully Closed Polymer Arm Start Unit, Guest Back, Brushed Nickel Sled Base FAE2M-SGBH211PFPAN2 | | | | | | | | |
| | | 2688 | 2850 | 3013 | 3222 | 3460 | 3698 | 3968 | 4233 | 4637 |

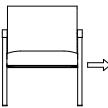

ORDERING NOTES: Faeron Metal chairs can be specified with a Wood Arm (WA) or a Solid Surface Arm (SA), replace "PA" in the model number with the **Arm Style** selection below and add the upcharge listed. **Patient backs** are available on multiple units, please change the model number FAE2M-SGBH to FAE2M-SPBH, and add the upcharges on page 15 per back.

| Faeron Behavioral Health Option Upcharges | \$ List | | \$ List |
|-------------------------------------------|---------|---------------------------------------|---------|
| Kinetic Back | 120 | Supplemental Weight - 21" | 390 |
| Solid Surface Arm (per pair) - Gr A White | 573 | Supplemental Weight - 24" | 321 |
| Solid Surface Arm (per pair) - Gr A Color | 598 | Ganging Bracket | 58 |
| Solid Surface Arm (per pair) - Gr B | 645 | Combination Upholstery - Dual | 33 |
| Solid Surface Arm (per pair) - Gr C | 678 | Combination Upholstery - Three | 64 |
| Wood Arm (WA) - (per pair) | 215 | Removeable Seat Cover (per seat) | 90 |
| Floor Anchor Brackets (Sleigh base only) | 153 | Removable Back Cover (per back) | 58 |
| Springless Seat | 117 | CAL 133 & Moisture Barrier (per yard) | 64 |

PRODUCT CODE KEY

| Line | Series | Chair Type | Size | Arm Type | Arm Style | Metal Finish | Base Type |
|--------|--------|----------------------|------|-------------------------------|-------------------|-----------------|-----------|
| FAE | 2M | SGBH | 21 | O | PA | S | 1 |
| Faeron | Chair | Start-Guest Seating | | Open Arm | Polymer Arm | Silver Metallic | Leg Base |
| | | CGBH | 24 | C | WA | N | 2 |
| | | Center-Guest Seating | | Closed Arm | Wood Arm | Brushed Nickel | Sled Base |
| | | EBGH | 30 | 2PF | SA | | |
| | | End-Guest Seating | | Two Panel Fully Closed Arm | Solid Surface Arm | | |
| | | | 44 | 1PF | | | |
| | | | | Single Panel Fully Closed Arm | | | |

FAERON METAL BEHAVIORAL HEALTH | MULTIPLE SEATING - START, CENTER & END UNITS

| DESCRIPTION/MODEL | | COM 1 | 2 | COL 3 | 4 | FABRIC GRADES 5 | | | 6 | 7 | LEATHER 8 | 9 |
|---------------------------------------------------------------------------------------------------------------------------|--------------------------------------------------------------------------------------------------------------------|----------|------|----------|------|--------------------|------|------|------|------|--------------|---|
| <div>Start - Leg Base</div> <div></div> | 24" Open Polymer Arm Start Unit, Guest Back, Silver Metallic Leg Base FAE2M-SGBH24OPAS1 | 1540 | 1587 | 1633 | 1724 | 1818 | 1907 | 2000 | 2092 | 2275 | | |
| | 24" Open Polymer Arm Start Unit, Guest Back, Brushed Nickel Leg Base FAE2M-SGBH24OPAN1 | 1746 | 1792 | 1839 | 1930 | 2023 | 2113 | 2206 | 2298 | 2481 | | |
| | 24" Closed Polymer Arm Start Unit, Guest Back, Silver Metallic Leg Base FAE2M-SGBH24CPAS1 | 1985 | 2053 | 2122 | 2260 | 2398 | 2536 | 2675 | 2812 | 3088 | | |
| | 24" Closed Polymer Arm Start Unit, Guest Back, Brushed Nickel Leg Base FAE2M-SGBH24CPAN1 | 2191 | 2259 | 2328 | 2466 | 2603 | 2742 | 2881 | 3018 | 3294 | | |
| <div>Start - Sled Base</div> <div></div> | 24" Open Polymer Arm Start Unit, Guest Back, Silver Metallic Sled Base FAE2M-SGBH24OPAS2 | 1675 | 1721 | 1767 | 1859 | 1952 | 2041 | 2135 | 2226 | 2410 | | |
| | 24" Open Polymer Arm Start Unit, Guest Back, Brushed Nickel Sled Base FAE2M-SGBH24OPAN2 | 1881 | 1927 | 1973 | 2064 | 2158 | 2247 | 2341 | 2432 | 2616 | | |
| | 24" Closed Polymer Arm Start Unit, Guest Back, Silver Metallic Sled Base FAE2M-SGBH24CPAS2 | 2119 | 2187 | 2257 | 2394 | 2532 | 2670 | 2809 | 2947 | 3223 | | |
| | 24" Closed Polymer Arm Start Unit, Guest Back, Brushed Nickel Sled Base FAE2M-SGBH24CPAN2 | 2325 | 2393 | 2463 | 2600 | 2738 | 2876 | 3015 | 3152 | 3429 | | |
| | 24" Two Panel Fully Closed Polymer Arm Start Unit, Guest Back, Silver Metallic Sled Base FAE2M-SGBH242PFPAS2 | 2224 | 2334 | 2444 | 2600 | 2773 | 2942 | 3132 | 3319 | 3623 | | |
| | 24" Two Panel Fully Closed Polymer Arm Start Unit, Guest Back, Brushed Nickel Sled Base FAE2M-SGBH242PFPAN2 | 2430 | 2540 | 2650 | 2805 | 2979 | 3148 | 3338 | 3525 | 3829 | | |
| | 24" Single Panel Fully Closed Polymer Arm Start Unit, Guest Back, Silver Metallic Sled Base FAE2M-SGBH241PFPAS2 | 2586 | 2749 | 2912 | 3121 | 3360 | 3595 | 3865 | 4131 | 4535 | | |
| | 24" Single Panel Fully Closed Polymer Arm Start Unit, Guest Back, Brushed Nickel Sled Base FAE2M-SGBH241PFPAN2 | 2792 | 2955 | 3118 | 3326 | 3566 | 3801 | 4071 | 4337 | 4741 | | |

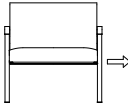
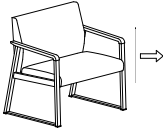
ORDERING NOTES: Faeron Metal chairs can be specified with a Wood Arm (WA) or a Solid Surface Arm (SA), replace "PA" in the model number with the **Arm Style** selection below and add the upcharge listed. **Patient backs** are available on multiple units, please change the model number FAE2M-SGBH to FAE2M-SPBH, and add the upcharges on page 15 per back.

| Faeron Behavioral Health Option Upcharges | \$ List | | \$ List |
|-------------------------------------------|---------|---------------------------------------|---------|
| Kinetic Back | 120 | Supplemental Weight - 21” | 390 |
| Solid Surface Arm (per pair) - Gr A White | 573 | Supplemental Weight - 24” | 321 |
| Solid Surface Arm (per pair) - Gr A Color | 598 | Ganging Bracket | 58 |
| Solid Surface Arm (per pair) - Gr B | 645 | Combination Upholstery - Dual | 33 |
| Solid Surface Arm (per pair) - Gr C | 678 | Combination Upholstery - Three | 64 |
| Wood Arm (WA) - (per pair) | 215 | Removeable Seat Cover (per seat) | 90 |
| Floor Anchor Brackets (Sleigh base only) | 153 | Removable Back Cover (per back) | 58 |
| Springless Seat | 117 | CAL 133 & Moisture Barrier (per yard) | 64 |

PRODUCT CODE KEY

| Line | Series | Chair Type | Size | Arm Type | Arm Style | Metal Finish | Base Type |
|--------|--------|----------------------|------|-------------------------------|-------------------|-----------------|-----------|
| FAE | 2M | SGBH | 21 | O | PA | S | 1 |
| Faeron | Chair | Start-Guest Seating | | Open Arm | Polymer Arm | Silver Metallic | Leg Base |
| | | CGBH | 24 | C | WA | N | 2 |
| | | Center-Guest Seating | | Closed Arm | Wood Arm | Brushed Nickel | Sled Base |
| | | EGBH | 30 | 2PF | SA | | |
| | | End-Guest Seating | | Two Panel Fully Closed Arm | Solid Surface Arm | | |
| | | | 44 | 1PF | | | |
| | | | | Single Panel Fully Closed Arm | | | |

FAERON METAL BEHAVIORAL HEALTH | MULTIPLE SEATING - START, CENTER & END UNITS

| DESCRIPTION/MODEL | COM | FABRIC GRADES | | | | | LEATHER | | | |
|---------------------------------------------------------------------------------------------------------------------------|---------------------------------------------------------------------------------------------|---------------|------|------|------|------|---------|------|------|------|
| | 1 | 2 | 3 | 4 | 5 | 6 | 7 | 8 | 9 | |
| <div>Start - Leg Base</div> <div></div> | 30" Open Polymer Arm Start Unit, Guest Back, Silver Metallic Leg Base | | | | | | | | | |
| | FAE2M-SGBH30OPAS1 | 1780 | 1845 | 1913 | 2044 | 2176 | 2310 | 2441 | 2573 | 2839 |
| | 30" Open Polymer Arm Start Unit, Guest Back, Brushed Nickel Leg Base | | | | | | | | | |
| | FAE2M-SGBH30OPAN1 | 1986 | 2051 | 2118 | 2250 | 2382 | 2515 | 2647 | 2779 | 3045 |
| | 30" Closed Polymer Arm Start Unit, Guest Back, Silver Metallic Leg Base | | | | | | | | | |
| | FAE2M-SGBH30CPAS1 | 2225 | 2313 | 2403 | 2581 | 2758 | 2937 | 3114 | 3294 | 3651 |
| | 30" Closed Polymer Arm Start Unit, Guest Back, Brushed Nickel Leg Base | | | | | | | | | |
| | FAE2M-SGBH30CPAN1 | 2431 | 2519 | 2609 | 2787 | 2964 | 3142 | 3320 | 3499 | 3856 |
| <div>Start - Sled Base</div> <div></div> | 30" Open Polymer Arm Start Unit, Guest Back, Silver Metallic Sled Base | | | | | | | | | |
| | FAE2M-SGBH30OPAS2 | 1915 | 1980 | 2047 | 2178 | 2311 | 2444 | 2575 | 2708 | 2973 |
| | 30" Open Polymer Arm Start Unit, Guest Back, Brushed Nickel Sled Base | | | | | | | | | |
| | FAE2M-SGBH30OPAN2 | 2121 | 2186 | 2253 | 2384 | 2516 | 2650 | 2781 | 2913 | 3179 |
| | 30" Closed Polymer Arm Start Unit, Guest Back, Silver Metallic Sled Base | | | | | | | | | |
| | FAE2M-SGBH30CPAS2 | 2359 | 2447 | 2538 | 2715 | 2893 | 3071 | 3248 | 3428 | 3785 |
| | 30" Closed Polymer Arm Start Unit, Guest Back, Brushed Nickel Sled Base | | | | | | | | | |
| | FAE2M-SGBH30CPAN2 | 2565 | 2653 | 2743 | 2921 | 3098 | 3277 | 3454 | 3634 | 3991 |
| | 30" Two Panel Fully Closed Polymer Arm Start Unit, Guest Back, Silver Metallic Sled Base | | | | | | | | | |
| | FAE2M-SGBH302PFPAS2 | 2464 | 2593 | 2724 | 2919 | 3132 | 3345 | 3572 | 3801 | 4186 |
| | 30" Two Panel Fully Closed Polymer Arm Start Unit, Guest Back, Brushed Nickel Sled Base | | | | | | | | | |
| | FAE2M-SGBH302PFPAN2 | 2669 | 2799 | 2930 | 3125 | 3337 | 3551 | 3778 | 4006 | 4392 |
| | 30" Single Panel Fully Closed Polymer Arm Start Unit, Guest Back, Silver Metallic Sled Base | | | | | | | | | |
| | FAE2M-SGBH301PFPAS2 | 2826 | 3008 | 3192 | 3440 | 3719 | 3998 | 4305 | 4613 | 5098 |
| | 30" Single Panel Fully Closed Polymer Arm Start Unit, Guest Back, Brushed Nickel Sled Base | | | | | | | | | |
| | FAE2M-SGBH301PFPAN2 | 3031 | 3214 | 3398 | 3646 | 3924 | 4204 | 4511 | 4818 | 5304 |

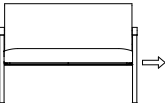
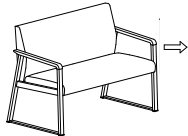
ORDERING NOTES: Faeron Metal chairs can be specified with a Wood Arm (WA) or a Solid Surface Arm (SA), replace "PA" in the model number with the **Arm Style** selection below and add the upcharge listed. **Patient backs** are available on multiple units, please change the model number FAE2M-SGBH to FAE2M-SPBH, and add the upcharges on page 15 per back.

| Faeron Behavioral Health Option Upcharges | \$ List | | \$ List |
|-------------------------------------------|---------|---------------------------------------|---------|
| Kinetic Back | 120 | Supplemental Weight - 30" | 172 |
| Solid Surface Arm (per pair) - Gr A White | 573 | Ganging Bracket | 58 |
| Solid Surface Arm (per pair) - Gr A Color | 598 | Combination Upholstery - Dual | 33 |
| Solid Surface Arm (per pair) - Gr B | 645 | Combination Upholstery - Three | 64 |
| Solid Surface Arm (per pair) - Gr C | 678 | Removeable Seat Cover (per seat) | 90 |
| Wood Arm (WA) - (per pair) | 215 | Removable Back Cover (per back) | 58 |
| Floor Anchor Brackets (Sleigh base only) | 153 | CAL 133 & Moisture Barrier (per yard) | 64 |
| Springless Seat | 117 | | |

PRODUCT CODE KEY

| Line | Series | Chair Type | Size | Arm Type | Arm Style | Metal Finish | Base Type |
|--------|--------|----------------------|------|-------------------------------|-------------------|-----------------|-----------|
| FAE | 2M | SGBH | 21 | O | PA | S | 1 |
| Faeron | Chair | Start-Guest Seating | | Open Arm | Polymer Arm | Silver Metallic | Leg Base |
| | | CGBH | 24 | C | WA | N | 2 |
| | | Center-Guest Seating | | Closed Arm | Wood Arm | Brushed Nickel | Sled Base |
| | | EGBH | 30 | 2PF | SA | | |
| | | End-Guest Seating | | Two Panel Fully Closed Arm | Solid Surface Arm | | |
| | | | 44 | 1PF | | | |
| | | | | Single Panel Fully Closed Arm | | | |

FAERON METAL BEHAVIORAL HEALTH | MULTIPLE SEATING - START, CENTER & END UNITS

| DESCRIPTION/MODEL | COM | | COL | FABRIC GRADES | | | LEATHER | | | |
|---------------------------------------------------------------------------------------------------------------|------------------------------------------------------------------------------------------|------|------|---------------|------|------|---------|------|------|------|
| | 1 | 2 | 3 | 4 | 5 | 6 | 7 | 8 | 9 | |
| Start  | 44" Open Polymer Arm Start Unit, Guest Back, Silver Metallic Leg Base | | | | | | | | | |
| | FAE2M-SGBH44OPAS1 | 2203 | 2286 | 2370 | 2536 | 2703 | 2869 | 3036 | 3202 | 3536 |
| | 44" Open Polymer Arm Start Unit, Guest Back, Brushed Nickel Leg Base | | | | | | | | | |
| | FAE2M-SGBH44OPAN1 | 2409 | 2491 | 2575 | 2741 | 2908 | 3075 | 3242 | 3408 | 3742 |
| | 44" Closed Polymer Arm Start Unit, Guest Back, Silver Metallic Leg Base | | | | | | | | | |
| | FAE2M-SGBH44CPAS1 | 2646 | 2753 | 2859 | 3071 | 3284 | 3497 | 3710 | 3922 | 4348 |
| | 44" Closed Polymer Arm Start Unit, Guest Back, Brushed Nickel Leg Base | | | | | | | | | |
| | FAE2M-SGBH44CPAN1 | 2852 | 2959 | 3065 | 3277 | 3490 | 3702 | 3915 | 4128 | 4554 |
| Start - Sled Base  | 44" Open Polymer Arm Start Unit, Guest Back, Silver Metallic Sled Base | | | | | | | | | |
| | FAE2M-SGBH44OPAS2 | 2337 | 2420 | 2504 | 2670 | 2837 | 3004 | 3171 | 3337 | 3671 |
| | 44" Open Polymer Arm Start Unit, Guest Back, Brushed Nickel Sled Base | | | | | | | | | |
| | FAE2M-SGBH44OPAN2 | 2543 | 2626 | 2710 | 2876 | 3043 | 3210 | 3377 | 3542 | 3876 |
| | 44" Closed Polymer Arm Start Unit, Guest Back, Silver Metallic Sled Base | | | | | | | | | |
| | FAE2M-SGBH44CPAS2 | 2780 | 2888 | 2994 | 3206 | 3419 | 3631 | 3844 | 4056 | 4482 |
| | 44" Closed Polymer Arm Start Unit, Guest Back, Brushed Nickel Sled Base | | | | | | | | | |
| | FAE2M-SGBH44CPAN2 | 2986 | 3093 | 3199 | 3411 | 3625 | 3837 | 4050 | 4262 | 4688 |
| | 44" Two Panel Fully Closed Polymer Arm Start Unit, Guest Back, Silver Metallic Sled Base | | | | | | | | | |
| | FAE2M-SGBH442PPAS2 | 2886 | 3033 | 3181 | 3411 | 3658 | 3905 | 4168 | 4430 | 4884 |
| 44" Two Panel Fully Closed Polymer Arm Start Unit, Guest Back, Brushed Nickel Sled Base | | | | | | | | | | |
| FAE2M-SGBH442PPAN2 | 3092 | 3239 | 3387 | 3617 | 3864 | 4111 | 4374 | 4635 | 5089 | |
| 44" Single Panel Fully Closed Polymer Arm Start Unit, Guest Back, Silver Metallic Sled Base | | | | | | | | | | |
| FAE2M-SGBH441PPAS2 | 3248 | 3448 | 3649 | 3932 | 4245 | 4558 | 4901 | 5242 | 5796 | |
| 44" Single Panel Fully Closed Polymer Arm Start Unit, Guest Back, Brushed Nickel Sled Base | | | | | | | | | | |
| FAE2M-SGBH441PPAN2 | 3454 | 3654 | 3855 | 4138 | 4451 | 4764 | 5107 | 5447 | 6001 | |

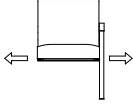
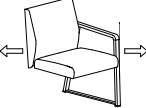
ORDERING NOTES: Faeron Metal chairs can be specified with a Wood Arm (WA) or a Solid Surface Arm (SA), replace "PA" in the model number with the **Arm Style** selection below and add the upcharge listed. **Patient backs** are available on multiple units, please change the model number FAE2M-SGBH to FAE2M-SPBH, and add the upcharges on page 15 per back.

| Faeron Behavioral Health Option Upcharges | \$ List | | \$ List |
|-------------------------------------------|---------|---------------------------------------|---------|
| Kinetic Back | 120 | Ganging Bracket | 58 |
| Solid Surface Arm (per pair) - Gr A White | 573 | Combination Upholstery - Dual | 33 |
| Solid Surface Arm (per pair) - Gr A Color | 598 | Combination Upholstery - Three | 64 |
| Solid Surface Arm (per pair) - Gr B | 645 | Removeable Seat Cover (per seat) | 90 |
| Solid Surface Arm (per pair) - Gr C | 678 | Removable Back Cover (per back) | 58 |
| Wood Arm (WA) - (per pair) | 215 | CAL 133 & Moisture Barrier (per yard) | 64 |
| Floor Anchor Brackets (Sleigh base only) | 153 | | |
| Springless Seat | 117 | | |

PRODUCT CODE KEY

| Line | Series | Chair Type | Size | Arm Type | Arm Style | Metal Finish | Base Type |
|--------|--------|----------------------|------|-------------------------------|-------------------|-----------------|-----------|
| FAE | 2M | SGBH | 21 | O | PA | S | 1 |
| Faeron | Chair | Start-Guest Seating | | Open Arm | Polymer Arm | Silver Metallic | Leg Base |
| | | CGBH | 24 | C | WA | N | 2 |
| | | Center-Guest Seating | | Closed Arm | Wood Arm | Brushed Nickel | Sled Base |
| | | EGBH | 30 | 2PF | SA | | |
| | | End-Guest Seating | | Two Panel Fully Closed Arm | Solid Surface Arm | | |
| | | | 44 | 1PF | | | |
| | | | | Single Panel Fully Closed Arm | | | |

FAERON METAL BEHAVIORAL HEALTH | MULTIPLE SEATING - START, CENTER & END UNITS

| DESCRIPTION/MODEL | | COM 1 | 2 | COL 3 | FABRIC GRADES | | | | LEATHER | |
|-----------------------------------------------------------------------------------|---------------------------|---------------------------------------------------------------------------------------------------------------------|------|----------|---------------|------|------|------|---------|------|
| | | | | | 4 | 5 | 6 | 7 | 8 | 9 |
|  | Center - Leg Base | 21" Open Polymer Arm Center Unit, Guest Back, Silver Metallic Leg Base FAE2M-CGBH21OPAS1 | | | | | | | | |
| | | 1363 | 1409 | 1457 | 1548 | 1640 | 1733 | 1823 | 1916 | 2099 |
| | | 21" Open Polymer Arm Center Unit, Guest Back, Brushed Nickel Leg Base FAE2M-CGBH21OPAN1 | | | | | | | | |
| | | 1569 | 1615 | 1663 | 1754 | 1846 | 1939 | 2029 | 2121 | 2305 |
| | | 21" Closed Polymer Arm Center Unit, Guest Back, Silver Metallic Leg Base FAE2M-CGBH21CPAS1 | | | | | | | | |
| | | 1624 | 1683 | 1739 | 1855 | 1970 | 2084 | 2199 | 2313 | 2544 |
| | | 21" Closed Polymer Arm Center Unit, Guest Back, Brushed Nickel Leg Base FAE2M-CGBH21CPAN1 | | | | | | | | |
| | | 1830 | 1888 | 1945 | 2061 | 2176 | 2290 | 2405 | 2518 | 2749 |
|  | Center - Sled Base | 21" Open Polymer Arm Center Unit, Guest Back, Silver Metallic Sled Base FAE2M-CGBH21OPAS2 | | | | | | | | |
| | | 1435 | 1481 | 1529 | 1620 | 1712 | 1805 | 1895 | 1988 | 2171 |
| | | 21" Open Polymer Arm Center Unit, Guest Back, Brushed Nickel Sled Base FAE2M-CGBH21OPAN2 | | | | | | | | |
| | | 1641 | 1687 | 1735 | 1826 | 1918 | 2011 | 2101 | 2193 | 2377 |
| | | 21" Closed Polymer Arm Center Unit, Guest Back, Silver Metallic Sled Base FAE2M-CGBH21CPAS2 | | | | | | | | |
| | | 1696 | 1755 | 1811 | 1927 | 2042 | 2156 | 2271 | 2385 | 2616 |
| | | 21" Closed Polymer Arm Center Unit, Guest Back, Brushed Nickel Sled Base FAE2M-CGBH21CPAN2 | | | | | | | | |
| | | 1902 | 1960 | 2017 | 2133 | 2248 | 2362 | 2477 | 2590 | 2821 |
| | | 21" Two Panel Fully Closed Polymer Arm Center Unit, Guest Back, Silver Metallic Sled Base FAE2M-CGBH212PFPAS2 | | | | | | | | |
| | | 1710 | 1788 | 1867 | 1991 | 2123 | 2255 | 2394 | 2534 | 2778 |
| | | 21" Two Panel Fully Closed Polymer Arm Center Unit, Guest Back, Brushed Nickel Sled Base FAE2M-CGBH212PFPAN2 | | | | | | | | |
| | | 1916 | 1994 | 2073 | 2196 | 2329 | 2461 | 2599 | 2740 | 2984 |
| | | 21" Single Panel Fully Closed Polymer Arm Center Unit, Guest Back, Silver Metallic Sled Base FAE2M-CGBH211PFPAS2 | | | | | | | | |
| | | 1891 | 1995 | 2101 | 2251 | 2416 | 2582 | 2760 | 2940 | 3234 |
| | | 21" Single Panel Fully Closed Polymer Arm Center Unit, Guest Back, Brushed Nickel Sled Base FAE2M-CGBH211PFPAN2 | | | | | | | | |
| | | 2097 | 2201 | 2307 | 2456 | 2622 | 2788 | 2965 | 3146 | 3440 |

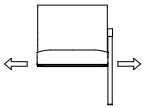
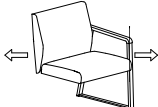
ORDERING NOTES: Faeron Metal chairs can be specified with a Wood Arm (WA) or a Solid Surface Arm (SA), replace "PA" in the model number with the **Arm Style** selection below and add the upcharge listed. **Patient backs** are available on multiple units, please change the model number FAE2M-SGBH to FAE2M-SPBH, and add the upcharges on page 15 per back.

| Faeron Behavioral Health Option Upcharges | | \$ List | | \$ List |
|-------------------------------------------|--|---------|---------------------------------------|---------|
| Kinetic Back | | 120 | Supplemental Weight - 21" | 390 |
| Solid Surface Arm (each) - Gr A White | | 287 | Supplemental Weight - 24" | 321 |
| Solid Surface Arm (each) - Gr A Color | | 299 | Ganging Bracket | 58 |
| Solid Surface Arm (each) - Gr B | | 321 | Combination Upholstery - Dual | 33 |
| Solid Surface Arm (each) - Gr C | | 339 | Combination Upholstery - Three | 64 |
| Wood Arm (each) | | 108 | Removeable Seat Cover (per seat) | 90 |
| Floor Anchor Brackets (Sleigh base only) | | 153 | Removeable Back Cover (per back) | 58 |
| Springless Seat | | 117 | CAL 133 & Moisture Barrier (per yard) | 64 |

PRODUCT CODE KEY

| Line | Series | Chair Type | Size | Arm Type | Arm Style | Metal Finish | Base Type |
|--------|--------|----------------------|------|-------------------------------|-------------------|-----------------|-----------|
| FAE | 2M | SGBH | 21 | O | PA | S | 1 |
| Faeron | Chair | Start-Guest Seating | | Open Arm | Polymer Arm | Silver Metallic | Leg Base |
| | | CGBH | 24 | C | WA | N | 2 |
| | | Center-Guest Seating | | Closed Arm | Wood Arm | Brushed Nickel | Sled Base |
| | | EGBH | 30 | 2PF | SA | | |
| | | End-Guest Seating | | Two Panel Fully Closed Arm | Solid Surface Arm | | |
| | | | 44 | 1PF | | | |
| | | | | Single Panel Fully Closed Arm | | | |

FAERON METAL BEHAVIORAL HEALTH | MULTIPLE SEATING - START, CENTER & END UNITS

| DESCRIPTION/MODEL | | COM 1 | 2 | COL 3 | FABRIC GRADES 4 | | 5 | 6 | 7 | LEATHER 8 | 9 |
|----------------------------------------------------------------------------------------------|--------------------------------------------------------------------------|-------------------------------------------------------------------------|------|----------|--------------------|------|------|------|------|--------------|---|
|  | Center - Leg Base | 24" Open Polymer Arm Center Unit, Guest Back, Silver Metallic Leg Base | | | | | | | | | |
| | FAE2M-CGBH24OPAS1 | 1468 | 1512 | 1559 | 1652 | 1742 | 1836 | 1927 | 2020 | 2203 | |
| | 24" Open Polymer Arm Center Unit, Guest Back, Brushed Nickel Leg Base | | | | | | | | | | |
| | FAE2M-CGBH24OPAN1 | 1674 | 1718 | 1764 | 1858 | 1948 | 2042 | 2133 | 2225 | 2409 | |
|  | 24" Closed Polymer Arm Center Unit, Guest Back, Silver Metallic Leg Base | | | | | | | | | | |
| | FAE2M-CGBH24CPAS1 | 1728 | 1785 | 1843 | 1959 | 2073 | 2189 | 2303 | 2419 | 2647 | |
| | 24" Closed Polymer Arm Center Unit, Guest Back, Brushed Nickel Leg Base | | | | | | | | | | |
| | FAE2M-CGBH24CPAN1 | 1934 | 1990 | 2049 | 2165 | 2279 | 2395 | 2509 | 2625 | 2852 | |
| | Center - Sled Base | 24" Open Polymer Arm Center Unit, Guest Back, Silver Metallic Sled Base | | | | | | | | | |
| | FAE2M-CGBH24OPAS2 | 1540 | 1584 | 1631 | 1724 | 1814 | 1908 | 1999 | 2092 | 2275 | |
| | 24" Open Polymer Arm Center Unit, Guest Back, Brushed Nickel Sled Base | | | | | | | | | | |
| | FAE2M-CGBH24OPAN2 | 1746 | 1790 | 1836 | 1930 | 2020 | 2114 | 2205 | 2297 | 2481 | |
| 24" Closed Polymer Arm Center Unit, Guest Back, Silver Metallic Sled Base | | | | | | | | | | | |
| FAE2M-CGBH24CPAS2 | 1800 | 1857 | 1915 | 2031 | 2145 | 2261 | 2375 | 2491 | 2719 | | |
| 24" Closed Polymer Arm Center Unit, Guest Back, Brushed Nickel Sled Base | | | | | | | | | | | |
| FAE2M-CGBH24CPAN2 | 2006 | 2062 | 2121 | 2237 | 2351 | 2467 | 2581 | 2697 | 2924 | | |
| 24" Two Panel Fully Closed Polymer Arm Center Unit, Guest Back, Silver Metallic Sled Base | | | | | | | | | | | |
| FAE2M-CGBH242PPAS2 | 1815 | 1891 | 1969 | 2095 | 2225 | 2358 | 2498 | 2638 | 2882 | | |
| 24" Two Panel Fully Closed Polymer Arm Center Unit, Guest Back, Brushed Nickel Sled Base | | | | | | | | | | | |
| FAE2M-CGBH242PPAN2 | 2021 | 2097 | 2175 | 2300 | 2431 | 2564 | 2703 | 2844 | 3088 | | |
| 24" Single Panel Fully Closed Polymer Arm Center Unit, Guest Back, Silver Metallic Sled Base | | | | | | | | | | | |
| FAE2M-CGBH241PPAS2 | 1996 | 2098 | 2203 | 2355 | 2518 | 2685 | 2864 | 3044 | 3338 | | |
| 24" Single Panel Fully Closed Polymer Arm Center Unit, Guest Back, Brushed Nickel Sled Base | | | | | | | | | | | |
| FAE2M-CGBH241PPAN2 | 2202 | 2304 | 2409 | 2560 | 2724 | 2891 | 3069 | 3250 | 3544 | | |

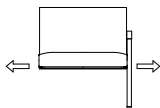

ORDERING NOTES: Faeron Metal chairs can be specified with a Wood Arm (WA) or a Solid Surface Arm (SA), replace "PA" in the model number with the **Arm Style** selection below and add the upcharge listed. **Patient backs** are available on multiple units, please change the model number FAE2M-CGBH to FAE2M-CPBH, and add the upcharges on page 15 per back.

| Faeron Behavioral Health Option Upcharges | | \$ List | |
|-------------------------------------------|-----|---------------------------------------|-----|
| Kinetic Back | 120 | Supplemental Weight - 21" | 390 |
| Solid Surface Arm (each) - Gr A White | 287 | Supplemental Weight - 24" | 321 |
| Solid Surface Arm (each) - Gr A Color | 299 | Ganging Bracket | 58 |
| Solid Surface Arm (each) - Gr B | 321 | Combination Upholstery - Dual | 33 |
| Solid Surface Arm (each) - Gr C | 339 | Combination Upholstery - Three | 64 |
| Wood Arm (each) | 108 | Removeable Seat Cover (per seat) | 90 |
| Floor Anchor Brackets (Sleigh base only) | 153 | Removable Back Cover (per back) | 58 |
| Springless Seat | 117 | CAL 133 & Moisture Barrier (per yard) | 64 |

PRODUCT CODE KEY

| Line | Series | Chair Type | Size | Arm Type | Arm Style | Metal Finish | Base Type |
|--------|--------|----------------------|------|-------------------------------|-------------------|-----------------|-----------|
| FAE | 2M | SGBH | 21 | O | PA | S | 1 |
| Faeron | Chair | Start-Guest Seating | | Open Arm | Polymer Arm | Silver Metallic | Leg Base |
| | | CGBH | 24 | C | WA | N | 2 |
| | | Center-Guest Seating | | Closed Arm | Wood Arm | Brushed Nickel | Sled Base |
| | | EGBH | 30 | 2PF | SA | | |
| | | End-Guest Seating | | Two Panel Fully Closed Arm | Solid Surface Arm | | |
| | | | 44 | 1PF | | | |
| | | | | Single Panel Fully Closed Arm | | | |

FAERON METAL BEHAVIORAL HEALTH | MULTIPLE SEATING - START, CENTER & END UNITS

| DESCRIPTION/MODEL | | COM 1 | 2 | COL 3 | FABRIC GRADES 4 | | | 5 | 6 | 7 | LEATHER 8 | 9 |
|----------------------------------------------------------------------------------------------------------------|---------------------------------------------------------------------------------------------------------------------|----------|------|----------|--------------------|------|------|------|------|------|--------------|---|
| Center - Leg Base  | 30" Open Polymer Arm Center Unit, Guest Back, Silver Metallic Leg Base FAE2M-CGBH30OPAS1 | 1707 | 1774 | 1839 | 1973 | 2103 | 2235 | 2370 | 2501 | 2766 | | |
| | 30" Open Polymer Arm Center Unit, Guest Back, Brushed Nickel Leg Base FAE2M-CGBH30OPAN1 | 1913 | 1980 | 2045 | 2179 | 2309 | 2441 | 2576 | 2707 | 2971 | | |
| | 30" Closed Polymer Arm Center Unit, Guest Back, Silver Metallic Leg Base FAE2M-CGBH30CPAS1 | 1967 | 2045 | 2123 | 2277 | 2434 | 2588 | 2744 | 2898 | 3210 | | |
| | 30" Closed Polymer Arm Center Unit, Guest Back, Brushed Nickel Leg Base FAE2M-CGBH30CPAN1 | 2172 | 2251 | 2329 | 2483 | 2640 | 2794 | 2949 | 3104 | 3416 | | |
| Center - Sled Base  | 30" Open Polymer Arm Center Unit, Guest Back, Silver Metallic Sled Base FAE2M-CGBH30OPAS2 | 1779 | 1846 | 1911 | 2045 | 2175 | 2307 | 2442 | 2573 | 2838 | | |
| | 30" Open Polymer Arm Center Unit, Guest Back, Brushed Nickel Sled Base FAE2M-CGBH30OPAN2 | 1851 | 1918 | 1983 | 2117 | 2247 | 2379 | 2514 | 2645 | 2910 | | |
| | 30" Closed Polymer Arm Center Unit, Guest Back, Silver Metallic Sled Base FAE2M-CGBH30CPAS2 | 2039 | 2117 | 2195 | 2349 | 2506 | 2660 | 2816 | 2970 | 3282 | | |
| | 30" Closed Polymer Arm Center Unit, Guest Back, Brushed Nickel Sled Base FAE2M-CGBH30CPAN2 | 2244 | 2323 | 2401 | 2555 | 2712 | 2866 | 3021 | 3176 | 3488 | | |
| | 30" Two Panel Fully Closed Polymer Arm Center Unit, Guest Back, Silver Metallic Sled Base FAE2M-CGBH302PFPAS2 | 2054 | 2153 | 2250 | 2415 | 2586 | 2758 | 2940 | 3120 | 3444 | | |
| | 30" Two Panel Fully Closed Polymer Arm Center Unit, Guest Back, Brushed Nickel Sled Base FAE2M-CGBH302PFPAN2 | 2126 | 2225 | 2322 | 2487 | 2658 | 2830 | 3012 | 3192 | 3516 | | |
| | 30" Single Panel Fully Closed Polymer Arm Center Unit, Guest Back, Silver Metallic Sled Base FAE2M-CGBH301PFPAS2 | 2235 | 2360 | 2484 | 2675 | 2879 | 3085 | 3306 | 3526 | 3900 | | |
| | 30" Single Panel Fully Closed Polymer Arm Center Unit, Guest Back, Brushed Nickel Sled Base FAE2M-CGBH301PFPAN2 | 2307 | 2432 | 2556 | 2747 | 2951 | 3157 | 3378 | 3598 | 3972 | | |


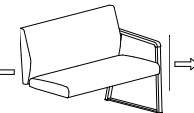
ORDERING NOTES: Faeron Metal chairs can be specified with a Wood Arm (WA) or a Solid Surface Arm (SA), replace "PA" in the model number with the **Arm Style** selection below and add the upcharge listed. **Patient backs** are available on multiple units, please change the model number FAE2M-CGBH to FAE2M-CPBH, and add the upcharges on page 15 per back.

| Faeron Behavioral Health Option Upcharges | | \$ List | | | \$ List |
|-------------------------------------------|--|---------|---------------------------------------|--|---------|
| Kinetic Back | | 120 | Supplemental Weight - 30" | | 172 |
| Solid Surface Arm (each) - Gr A White | | 287 | Ganging Bracket | | 58 |
| Solid Surface Arm (each) - Gr A Color | | 299 | Combination Upholstery - Dual | | 33 |
| Solid Surface Arm (each) - Gr B | | 321 | Combination Upholstery - Three | | 64 |
| Solid Surface Arm (each) - Gr C | | 339 | Removeable Seat Cover (per seat) | | 90 |
| Wood Arm (each) | | 108 | Removable Back Cover (per back) | | 58 |
| Floor Anchor Brackets (Sleigh base only) | | 153 | CAL 133 & Moisture Barrier (per yard) | | 64 |
| Springless Seat | | 117 | | | |

PRODUCT CODE KEY

| Line | Series | Chair Type | Size | Arm Type | Arm Style | Metal Finish | Base Type |
|--------|--------|----------------------|------|-------------------------------|-------------------|-----------------|-----------|
| FAE | 2M | SGBH | 21 | O | PA | S | 1 |
| Faeron | Chair | Start-Guest Seating | | Open Arm | Polymer Arm | Silver Metallic | Leg Base |
| | | CGBH | 24 | C | WA | N | 2 |
| | | Center-Guest Seating | | Closed Arm | Wood Arm | Brushed Nickel | Sled Base |
| | | EGBH | 30 | 2PF | SA | | |
| | | End-Guest Seating | | Two Panel Fully Closed Arm | Solid Surface Arm | | |
| | | | 44 | 1PF | | | |
| | | | | Single Panel Fully Closed Arm | | | |

FAERON METAL BEHAVIORAL HEALTH | MULTIPLE SEATING - START, CENTER & END UNITS

| DESCRIPTION/MODEL | COM | | COL | FABRIC GRADES | | | LEATHER | | |
|----------------------------------------------------------------------------------------------------------------|---------------------------------------------------------------------------------------------------------------------|------|------|---------------|------|------|---------|------|------|
| | 1 | 2 | 3 | 4 | 5 | 6 | 7 | 8 | 9 |
| Center - Leg Base  | 44" Open Polymer Arm Center Unit, Guest Back, Silver Metallic Leg Base FAE2M-CGBH44OPAS1 | | | | | | | | |
| | 2129 | 2213 | 2296 | 2462 | 2629 | 2797 | 2962 | 3129 | 3463 |
| | 44" Open Polymer Arm Center Unit, Guest Back, Brushed Nickel Leg Base FAE2M-CGBH44OPAN1 | | | | | | | | |
| | 2335 | 2419 | 2502 | 2668 | 2835 | 3003 | 3168 | 3335 | 3669 |
| | 44" Closed Polymer Arm Center Unit, Guest Back, Silver Metallic Leg Base FAE2M-CGBH44CPAS1 | | | | | | | | |
| | 2391 | 2485 | 2578 | 2769 | 2959 | 3147 | 3338 | 3527 | 3906 |
| | 44" Closed Polymer Arm Center Unit, Guest Back, Brushed Nickel Leg Base FAE2M-CGBH44CPAN1 | | | | | | | | |
| | 2597 | 2690 | 2784 | 2975 | 3165 | 3353 | 3544 | 3733 | 4112 |
| Center - Sled Base  | 44" Open Polymer Arm Center Unit, Guest Back, Silver Metallic Sled Base FAE2M-CGBH44OPAS2 | | | | | | | | |
| | 2337 | 2420 | 2504 | 2670 | 2837 | 3004 | 3171 | 3337 | 3671 |
| | 44" Open Polymer Arm Center Unit, Guest Back, Brushed Nickel Sled Base FAE2M-CGBH44OPAN2 | | | | | | | | |
| | 2543 | 2626 | 2710 | 2876 | 3043 | 3210 | 3377 | 3542 | 3876 |
| | 44" Closed Polymer Arm Center Unit, Guest Back, Silver Metallic Sled Base FAE2M-CGBH44CPAS2 | | | | | | | | |
| | 2780 | 2888 | 2994 | 3206 | 3419 | 3631 | 3844 | 4056 | 4482 |
| | 44" Closed Polymer Arm Center Unit, Guest Back, Brushed Nickel Sled Base FAE2M-CGBH44CPAN2 | | | | | | | | |
| | 2986 | 3093 | 3199 | 3411 | 3625 | 3837 | 4050 | 4262 | 4688 |
| | 44" Two Panel Fully Closed Polymer Arm Center Unit, Guest Back, Silver Metallic Sled Base FAE2M-CGBH442PFPAS2 | | | | | | | | |
| | 2476 | 2592 | 2707 | 2905 | 3112 | 3320 | 3533 | 3748 | 4142 |
| | 44" Two Panel Fully Closed Polymer Arm Center Unit, Guest Back, Brushed Nickel Sled Base FAE2M-CGBH442PFPAN2 | | | | | | | | |
| | 2682 | 2798 | 2913 | 3111 | 3318 | 3526 | 3738 | 3953 | 4347 |
| | 44" Single Panel Fully Closed Polymer Arm Center Unit, Guest Back, Silver Metallic Sled Base FAE2M-CGBH441PFPAS2 | | | | | | | | |
| | 2657 | 2799 | 2941 | 3165 | 3405 | 3647 | 3899 | 4154 | 4598 |
| | 44" Single Panel Fully Closed Polymer Arm Center Unit, Guest Back, Brushed Nickel Sled Base FAE2M-CGBH441PFPAN2 | | | | | | | | |
| | 2863 | 3005 | 3147 | 3371 | 3611 | 3853 | 4104 | 4359 | 4803 |

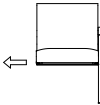
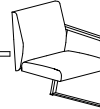
ORDERING NOTES: Faeron Metal chairs can be specified with a Wood Arm (WA) or a Solid Surface Arm (SA), replace "PA" in the model number with the **Arm Style** selection below and add the upcharge listed. **Patient backs** are available on multiple units, please change the model number FAE2M-CGBH to FAE2M-CPBH, and add the upcharges on page 15 per back.

| Faeron Behavioral Health Option Upcharges | | | \$ List | | | | \$ List |
|-------------------------------------------|--|--|---------|---------------------------------------|--|--|---------|
| Kinetic Back | | | 120 | Ganging Bracket | | | 58 |
| Solid Surface Arm (each) - Gr A White | | | 287 | Combination Upholstery - Dual | | | 33 |
| Solid Surface Arm (each) - Gr A Color | | | 299 | Combination Upholstery - Three | | | 64 |
| Solid Surface Arm (each) - Gr B | | | 321 | Removeable Seat Cover (per seat) | | | 90 |
| Solid Surface Arm (each) - Gr C | | | 339 | Removable Back Cover (per back) | | | 58 |
| Wood Arm (each) | | | 108 | CAL 133 & Moisture Barrier (per yard) | | | 64 |
| Floor Anchor Brackets (Sleigh base only) | | | 153 | | | | |
| Springless Seat | | | 117 | | | | |

PRODUCT CODE KEY

| Line | Series | Chair Type | Size | Arm Type | Arm Style | Metal Finish | Base Type |
|--------|--------|----------------------|------|-------------------------------|-------------------|-----------------|-----------|
| FAE | 2M | SGBH | 21 | O | PA | S | 1 |
| Faeron | Chair | Start-Guest Seating | | Open Arm | Polymer Arm | Silver Metallic | Leg Base |
| | | CGBH | 24 | C | WA | N | 2 |
| | | Center-Guest Seating | | Closed Arm | Wood Arm | Brushed Nickel | Sled Base |
| | | EGBH | 30 | 2PF | SA | | |
| | | End-Guest Seating | | Two Panel Fully Closed Arm | Solid Surface Arm | | |
| | | | 44 | 1PF | | | |
| | | | | Single Panel Fully Closed Arm | | | |

FAERON METAL BEHAVIORAL HEALTH | MULTIPLE SEATING - START, CENTER & END UNITS

| DESCRIPTION/MODEL | | COM | 1 | 2 | COL | 3 | 4 | FABRIC GRADES | | 5 | 6 | 7 | 8 | 9 |
|--------------------------------------------------------------------------------------------------------------|------------------------------------------------------------------------------------------------------------------|-----|------|------|-----|------|------|---------------|------|------|---|------|------|------|
| <div>End - Leg Base</div>  | 21" Open Polymer Arm End Unit, Guest Back, Silver Metallic Leg Base FAE2M-EGBH21OPAS1 | | 1363 | 1409 | | 1457 | 1548 | | 1640 | 1733 | | 1823 | 1916 | 2099 |
| | 21" Open Polymer Arm End Unit, Guest Back, Brushed Nickel Leg Base FAE2M-EGBH21OPAN1 | | 1569 | 1615 | | 1663 | 1754 | | 1846 | 1939 | | 2029 | 2121 | 2305 |
| | 21" Closed Polymer Arm End Unit, Guest Back, Silver Metallic Leg Base FAE2M-EGBH21CPAS1 | | 1624 | 1683 | | 1739 | 1855 | | 1970 | 2084 | | 2199 | 2313 | 2544 |
| | 21" Closed Polymer Arm End Unit, Guest Back, Brushed Nickel Leg Base FAE2M-EGBH21CPAN1 | | 1830 | 1888 | | 1945 | 2061 | | 2176 | 2290 | | 2405 | 2518 | 2749 |
| <div>End - Sled Base</div>  | 21" Open Polymer Arm End Unit, Guest Back, Silver Metallic Sled Base FAE2M-EGBH21OPAS2 | | 1435 | 1481 | | 1529 | 1620 | | 1712 | 1805 | | 1895 | 1988 | 2171 |
| | 21" Open Polymer Arm End Unit, Guest Back, Brushed Nickel Sled Base FAE2M-EGBH21OPAN2 | | 1641 | 1687 | | 1735 | 1826 | | 1918 | 2011 | | 2101 | 2193 | 2377 |
| | 21" Closed Polymer Arm End Unit, Guest Back, Silver Metallic Sled Base FAE2M-EGBH21CPAS2 | | 1696 | 1755 | | 1811 | 1927 | | 2042 | 2156 | | 2271 | 2385 | 2616 |
| | 21" Closed Polymer Arm End Unit, Guest Back, Brushed Nickel Sled Base FAE2M-EGBH21CPAN2 | | 1902 | 1960 | | 2017 | 2133 | | 2248 | 2362 | | 2477 | 2590 | 2821 |
| | 21" Two Panel Fully Closed Polymer Arm End Unit, Guest Back, Silver Metallic Sled Base FAE2M-EGBH212PFPAS2 | | 1710 | 1788 | | 1867 | 1991 | | 2123 | 2255 | | 2394 | 2534 | 2778 |
| | 21" Two Panel Fully Closed Polymer Arm End Unit, Guest Back, Brushed Nickel Sled Base FAE2M-EGBH212PFPAN2 | | 1916 | 1994 | | 2073 | 2196 | | 2329 | 2461 | | 2599 | 2740 | 2984 |
| | 21" Single Panel Fully Closed Polymer Arm End Unit, Guest Back, Silver Metallic Sled Base FAE2M-EGBH211PFPAS2 | | 1891 | 1995 | | 2101 | 2251 | | 2416 | 2582 | | 2760 | 2940 | 3234 |
| | 21" Single Panel Fully Closed Polymer Arm End Unit, Guest Back, Brushed Nickel Sled Base FAE2M-EGBH211PFPAN2 | | 2097 | 2201 | | 2307 | 2456 | | 2622 | 2788 | | 2965 | 3146 | 3440 |

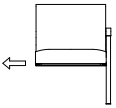
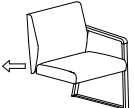
ORDERING NOTES: Faeron Metal chairs can be specified with a Wood Arm (WA) or a Solid Surface Arm (SA), replace "PA" in the model number with the **Arm Style** selection below and add the upcharge listed. **Patient backs** are available on multiple units, please change the model number FAE2M-EGBH to FAE2M-EPBH, and add the upcharges on page 15 per back.

| Faeron Behavioral Health Option Upcharges | | \$ List | | \$ List |
|-------------------------------------------|--|---------|---------------------------------------|---------|
| Kinetic Back | | 120 | Supplemental Weight - 21" | 390 |
| Solid Surface Arm (each) - Gr A White | | 287 | Supplemental Weight - 24" | 321 |
| Solid Surface Arm (each) - Gr A Color | | 299 | Ganging Bracket | 58 |
| Solid Surface Arm (each) - Gr B | | 321 | Combination Upholstery - Dual | 33 |
| Solid Surface Arm (each) - Gr C | | 339 | Combination Upholstery - Three | 64 |
| Wood Arm (each) | | 108 | Removeable Seat Cover (per seat) | 90 |
| Floor Anchor Brackets (Sleigh base only) | | 153 | Removeable Back Cover (per back) | 58 |
| Springless Seat | | 117 | CAL 133 & Moisture Barrier (per yard) | 64 |

PRODUCT CODE KEY

| Line | Series | Chair Type | Size | Arm Type | Arm Style | Metal Finish | Base Type |
|--------|--------|----------------------|------|-------------------------------|-------------------|-----------------|-----------|
| FAE | 2M | SGBH | 21 | O | PA | S | 1 |
| Faeron | Chair | Start-Guest Seating | | Open Arm | Polymer Arm | Silver Metallic | Leg Base |
| | | CGBH | 24 | C | WA | N | 2 |
| | | Center-Guest Seating | | Closed Arm | Wood Arm | Brushed Nickel | Sled Base |
| | | EBGH | 30 | 2PF | SA | | |
| | | End-Guest Seating | | Two Panel Fully Closed Arm | Solid Surface Arm | | |
| | | | 44 | 1PF | | | |
| | | | | Single Panel Fully Closed Arm | | | |

FAERON METAL BEHAVIORAL HEALTH | MULTIPLE SEATING - START, CENTER & END UNITS

| DESCRIPTION/MODEL | | COM | FABRIC GRADES | | | | | | | LEATHER |
|-------------------------------------------------------------------------------------------------------------------------|------------------------------------------------------------------------------------------------------------------|------|---------------|------|------|------|------|------|------|---------|
| | | 1 | 2 | 3 | 4 | 5 | 6 | 7 | 8 | 9 |
| <div>End - Leg Base</div> <div></div> | 24" Open Polymer Arm End Unit, Guest Back, Silver Metallic Leg Base FAE2M-EGBH24OPAS1 | 1468 | 1512 | 1559 | 1652 | 1742 | 1836 | 1927 | 2020 | 2203 |
| | 24" Open Polymer Arm End Unit, Guest Back, Brushed Nickel Leg Base FAE2M-EGBH24OPAN1 | 1674 | 1718 | 1764 | 1858 | 1948 | 2042 | 2133 | 2225 | 2409 |
| | 24" Closed Polymer Arm End Unit, Guest Back, Silver Metallic Leg Base FAE2M-EGBH24CPAS1 | 1728 | 1785 | 1843 | 1959 | 2073 | 2189 | 2303 | 2419 | 2647 |
| | 24" Closed Polymer Arm End Unit, Guest Back, Brushed Nickel Leg Base FAE2M-EGBH24CPAN1 | 1934 | 1990 | 2049 | 2165 | 2279 | 2395 | 2509 | 2625 | 2852 |
| <div>End - Sled Base</div> <div></div> | 24" Open Polymer Arm End Unit, Guest Back, Silver Metallic Sled Base FAE2M-EGBH24OPAS2 | 1540 | 1584 | 1631 | 1724 | 1814 | 1908 | 1999 | 2092 | 2275 |
| | 24" Open Polymer Arm End Unit, Guest Back, Brushed Nickel Sled Base FAE2M-EGBH24OPAN2 | 1746 | 1790 | 1836 | 1930 | 2020 | 2114 | 2205 | 2297 | 2481 |
| | 24" Closed Polymer Arm End Unit, Guest Back, Silver Metallic Sled Base FAE2M-EGBH24CPAS2 | 1800 | 1857 | 1915 | 2031 | 2145 | 2261 | 2375 | 2491 | 2719 |
| | 24" Closed Polymer Arm End Unit, Guest Back, Brushed Nickel Sled Base FAE2M-EGBH24CPAN2 | 2006 | 2062 | 2121 | 2237 | 2351 | 2467 | 2581 | 2697 | 2924 |
| | 24" Two Panel Fully Closed Polymer Arm End Unit, Guest Back, Silver Metallic Sled Base FAE2M-EGBH242PFPAS2 | 1815 | 1891 | 1969 | 2095 | 2225 | 2358 | 2498 | 2638 | 2882 |
| | 24" Two Panel Fully Closed Polymer Arm End Unit, Guest Back, Brushed Nickel Sled Base FAE2M-EGBH242PFPAN2 | 2021 | 2097 | 2175 | 2300 | 2431 | 2564 | 2703 | 2844 | 3088 |
| | 24" Single Panel Fully Closed Polymer Arm End Unit, Guest Back, Silver Metallic Sled Base FAE2M-EGBH241PFPAS2 | 1996 | 2098 | 2203 | 2355 | 2518 | 2685 | 2864 | 3044 | 3338 |
| | 24" Single Panel Fully Closed Polymer Arm End Unit, Guest Back, Brushed Nickel Sled Base FAE2M-EGBH241PFPAN2 | 2202 | 2304 | 2409 | 2560 | 2724 | 2891 | 3069 | 3250 | 3544 |

ORDERING NOTES: Faeron Metal chairs can be specified with a Wood Arm (WA) or a Solid Surface Arm (SA), replace "PA" in the model number with the **Arm Style** selection below and add the upcharge listed. **Patient backs** are available on multiple units, please change the model number FAE2M-EGBH to FAE2M-EPBH, and add the upcharges on page 15 per back.

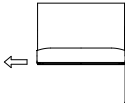

Faeron Behavioral Health Option Upcharges \$ List

| | | | \$ List |
|------------------------------------------|-----|---------------------------------------|---------|
| Kinetic Back | 120 | Supplemental Weight - 21" | 390 |
| Solid Surface Arm (each) - Gr A White | 287 | Supplemental Weight - 24" | 321 |
| Solid Surface Arm (each) - Gr A Color | 299 | Ganging Bracket | 58 |
| Solid Surface Arm (each) - Gr B | 321 | Combination Upholstery - Dual | 33 |
| Solid Surface Arm (each) - Gr C | 339 | Combination Upholstery - Three | 64 |
| Wood Arm (each) | 108 | Removeable Seat Cover (per seat) | 90 |
| Floor Anchor Brackets (Sleigh base only) | 153 | Removable Back Cover (per back) | 58 |
| Springless Seat | 117 | CAL 133 & Moisture Barrier (per yard) | 64 |

PRODUCT CODE KEY

| Line | Series | Chair Type | Size | Arm Type | Arm Style | Metal Finish | Base Type |
|--------|--------|----------------------|------|-------------------------------|-------------------|-----------------|-----------|
| FAE | 2M | SGBH | 21 | O | PA | S | 1 |
| Faeron | Chair | Start-Guest Seating | | Open Arm | Polymer Arm | Silver Metallic | Leg Base |
| | | CGBH | 24 | C | WA | N | 2 |
| | | Center-Guest Seating | | Closed Arm | Wood Arm | Brushed Nickel | Sled Base |
| | | EGBH | 30 | 2PF | SA | | |
| | | End-Guest Seating | | Two Panel Fully Closed Arm | Solid Surface Arm | | |
| | | | 44 | 1PF | | | |
| | | | | Single Panel Fully Closed Arm | | | |

FAERON METAL BEHAVIORAL HEALTH | MULTIPLE SEATING - START, CENTER & END UNITS

| DESCRIPTION/MODEL | | COM | 1 | 2 | COL | FABRIC GRADES | | | LEATHER | | |
|-----------------------------------------------------------------------------------|------------------------------------------------------------------------------------------------------------------|------|------|---|------|---------------|------|------|---------|------|------|
| | | | | | | 4 | 5 | 6 | 7 | 8 | 9 |
|  | End - Leg Base | | | | | | | | | | |
| | 30" Open Polymer Arm End Unit, Guest Back, Silver Metallic Leg Base FAE2M-EGBH30OPAS1 | 1707 | 1774 | | 1839 | 1973 | 2103 | 2235 | 2370 | 2501 | 2766 |
| | 30" Open Polymer Arm End Unit, Guest Back, Brushed Nickel Leg Base FAE2M-EGBH30OPAN1 | 1913 | 1980 | | 2045 | 2179 | 2309 | 2441 | 2576 | 2707 | 2971 |
| | 30" Closed Polymer Arm End Unit, Guest Back, Silver Metallic Leg Base FAE2M-EGBH30CPAS1 | 1967 | 2045 | | 2123 | 2277 | 2434 | 2588 | 2744 | 2898 | 3210 |
| | 30" Closed Polymer Arm End Unit, Guest Back, Brushed Nickel Leg Base FAE2M-EGBH30CPAN1 | 2172 | 2251 | | 2329 | 2483 | 2640 | 2794 | 2949 | 3104 | 3416 |
|  | End - Sled Base | | | | | | | | | | |
| | 30" Open Polymer Arm End Unit, Guest Back, Silver Metallic Sled Base FAE2M-EGBH30OPAS2 | 1779 | 1846 | | 1911 | 2045 | 2175 | 2307 | 2442 | 2573 | 2838 |
| | 30" Open Polymer Arm End Unit, Guest Back, Brushed Nickel Sled Base FAE2M-EGBH30OPAN2 | 1851 | 1918 | | 1983 | 2117 | 2247 | 2379 | 2514 | 2645 | 2910 |
| | 30" Closed Polymer Arm End Unit, Guest Back, Silver Metallic Sled Base FAE2M-EGBH30CPAS2 | 2039 | 2117 | | 2195 | 2349 | 2506 | 2660 | 2816 | 2970 | 3282 |
| | 30" Closed Polymer Arm End Unit, Guest Back, Brushed Nickel Sled Base FAE2M-EGBH30CPAN2 | 2244 | 2323 | | 2401 | 2555 | 2712 | 2866 | 3021 | 3176 | 3488 |
| | 30" Two Panel Fully Closed Polymer Arm End Unit, Guest Back, Silver Metallic Sled Base FAE2M-EGBH302PFPAS2 | 2054 | 2153 | | 2250 | 2415 | 2586 | 2758 | 2940 | 3120 | 3444 |
| | 30" Two Panel Fully Closed Polymer Arm End Unit, Guest Back, Brushed Nickel Sled Base FAE2M-EGBH302PFPAN2 | 2126 | 2225 | | 2322 | 2487 | 2658 | 2830 | 3012 | 3192 | 3516 |
| | 30" Single Panel Fully Closed Polymer Arm End Unit, Guest Back, Silver Metallic Sled Base FAE2M-EGBH301PFPAS2 | 2235 | 2360 | | 2484 | 2675 | 2879 | 3085 | 3306 | 3526 | 3900 |
| | 30" Single Panel Fully Closed Polymer Arm End Unit, Guest Back, Brushed Nickel Sled Base FAE2M-EGBH301PFPAN2 | 2307 | 2432 | | 2556 | 2747 | 2951 | 3157 | 3378 | 3598 | 3972 |

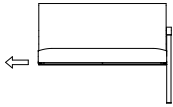

ORDERING NOTES: Faeron Metal chairs can be specified with a Wood Arm (WA) or a Solid Surface Arm (SA), replace "PA" in the model number with the **Arm Style** selection below and add the upcharge listed. **Patient backs** are available on multiple units, please change the model number FAE2M-EGBH to FAE2M-EPBH, and add the upcharges on page 15 per back.

| Faeron Behavioral Health Option Upcharges | \$ List | | \$ List |
|-------------------------------------------|---------|---------------------------------------|---------|
| Kinetic Back | 120 | Supplemental Weight - 30" | 172 |
| Solid Surface Arm (each) - Gr A White | 287 | Ganging Bracket | 58 |
| Solid Surface Arm (each) - Gr A Color | 299 | Combination Upholstery - Dual | 33 |
| Solid Surface Arm (each) - Gr B | 321 | Combination Upholstery - Three | 64 |
| Solid Surface Arm (each) - Gr C | 339 | Removeable Seat Cover (per seat) | 90 |
| Wood Arm (each) | 108 | Removable Back Cover (per back) | 58 |
| Floor Anchor Brackets (Sleigh base only) | 153 | CAL 133 & Moisture Barrier (per yard) | 64 |
| Springless Seat | 117 | | |

PRODUCT CODE KEY

| Line | Series | Chair Type | Size | Arm Type | Arm Style | Metal Finish | Base Type |
|--------|--------|----------------------|------|-------------------------------|-------------------|-----------------|-----------|
| FAE | 2M | SGBH | 21 | O | PA | S | 1 |
| Faeron | Chair | Start-Guest Seating | | Open Arm | Polymer Arm | Silver Metallic | Leg Base |
| | | CGBH | 24 | C | WA | N | 2 |
| | | Center-Guest Seating | | Closed Arm | Wood Arm | Brushed Nickel | Sled Base |
| | | EBBH | 30 | 2PF | SA | | |
| | | End-Guest Seating | | Two Panel Fully Closed Arm | Solid Surface Arm | | |
| | | | 44 | 1PF | | | |
| | | | | Single Panel Fully Closed Arm | | | |

FAERON METAL BEHAVIORAL HEALTH | MULTIPLE SEATING - START, CENTER & END UNITS

| DESCRIPTION/MODEL | | COM | | COL | FABRIC GRADES | | | | LEATHER | |
|-------------------------------------------------------------------------------------------------------------|-----------------------------------------------------------------------------------------------------------------|------|------|------|---------------|------|------|------|---------|------|
| | | 1 | 2 | 3 | 4 | 5 | 6 | 7 | 8 | 9 |
| End - Leg Base  | 44" Open Polymer Arm End Unit, Guest Back, Silver Metallic Leg Base FAE2M-EGBH44OPAS1 | 2129 | 2213 | 2296 | 2462 | 2629 | 2797 | 2962 | 3129 | 3463 |
| | 44" Open Polymer Arm End Unit, Guest Back, Brushed Nickel Leg Base FAE2M-EGBH44OPAN1 | 2335 | 2419 | 2502 | 2668 | 2835 | 3003 | 3168 | 3335 | 3669 |
| | 44" Closed Polymer Arm End Unit, Guest Back, Silver Metallic Leg Base FAE2M-EGBH44CPAS1 | 2391 | 2485 | 2578 | 2769 | 2959 | 3147 | 3338 | 3527 | 3906 |
| | 44" Closed Polymer Arm End Unit, Guest Back, Brushed Nickel Leg Base FAE2M-EGBH44CPAN1 | 2597 | 2690 | 2784 | 2975 | 3165 | 3353 | 3544 | 3733 | 4112 |
| End - Sled Base  | 44" Open Polymer Arm End Unit, Guest Back, Silver Metallic Sled Base FAE2M-EGBH44OPAS2 | 2337 | 2420 | 2504 | 2670 | 2837 | 3004 | 3171 | 3337 | 3671 |
| | 44" Open Polymer Arm End Unit, Guest Back, Brushed Nickel Sled Base FAE2M-EGBH44OPAN2 | 2543 | 2626 | 2710 | 2876 | 3043 | 3210 | 3377 | 3542 | 3876 |
| | 44" Closed Polymer Arm End Unit, Guest Back, Silver Metallic Sled Base FAE2M-EGBH44CPAS2 | 2780 | 2888 | 2994 | 3206 | 3419 | 3631 | 3844 | 4056 | 4482 |
| | 44" Closed Polymer Arm End Unit, Guest Back, Brushed Nickel Sled Base FAE2M-EGBH44CPAN2 | 2986 | 3093 | 3199 | 3411 | 3625 | 3837 | 4050 | 4262 | 4688 |
| | 44" Two Panel Fully Closed Polymer Arm End Unit, Guest Back, Silver Metallic Sled Base FAE2M-EGBH442PPAS2 | 2476 | 2592 | 2707 | 2905 | 3112 | 3320 | 3533 | 3748 | 4142 |
| | 44" Two Panel Fully Closed Polymer Arm End Unit, Guest Back, Brushed Nickel Sled Base FAE2M-EGBH442PPAN2 | 2682 | 2798 | 2913 | 3111 | 3318 | 3526 | 3738 | 3953 | 4347 |
| | 44" Single Panel Fully Closed Polymer Arm End Unit, Guest Back, Silver Metallic Sled Base FAE2M-EGBH441PPAS2 | 2657 | 2799 | 2941 | 3165 | 3405 | 3647 | 3899 | 4154 | 4598 |
| | 44" Single Panel Fully Closed Polymer Arm End Unit, Guest Back, Brushed Nickel Sled Base FAE2M-EGBH441PPAN2 | 2863 | 3005 | 3147 | 3371 | 3611 | 3853 | 4104 | 4359 | 4803 |

ORDERING NOTES: Faeron Metal chairs can be specified with a Wood Arm (WA) or a Solid Surface Arm (SA), replace "PA" in the model number with the **Arm Style** selection below and add the upcharge listed. **Patient backs** are available on multiple units, please change the model number FAE2M-EGBH to FAE2M-EPBH, and add the upcharges on page 15 per back.

| Faeron Behavioral Health Option Upcharges | \$ List | | \$ List |
|-------------------------------------------|---------|---------------------------------------|---------|
| Kinetic Back | 120 | Ganging Bracket | 58 |
| Solid Surface Arm (each) - Gr A White | 287 | Combination Upholstery - Dual | 33 |
| Solid Surface Arm (each) - Gr A Color | 299 | Combination Upholstery - Three | 64 |
| Solid Surface Arm (each) - Gr B | 321 | Removeable Seat Cover (per seat) | 90 |
| Solid Surface Arm (each) - Gr C | 339 | Removable Back Cover (per back) | 58 |
| Wood Arm (each) | 108 | CAL 133 & Moisture Barrier (per yard) | 64 |
| Floor Anchor Brackets (Sleigh base only) | 153 | | |
| Springless Seat | 117 | | |

PRODUCT CODE KEY

| Line | Series | Chair Type | Size | Arm Type | Arm Style | Metal Finish | Base Type |
|--------|--------|----------------------|------|-------------------------------|-------------------|-----------------|-----------|
| FAE | 2M | SGBH | 21 | O | PA | S | 1 |
| Faeron | Chair | Start-Guest Seating | | Open Arm | Polymer Arm | Silver Metallic | Leg Base |
| | | CGBH | 24 | C | WA | N | 2 |
| | | Center-Guest Seating | | Closed Arm | Wood Arm | Brushed Nickel | Sled Base |
| | | EGBH | 30 | 2PF | SA | | |
| | | End-Guest Seating | | Two Panel Fully Closed Arm | Solid Surface Arm | | |
| | | | 44 | 1PF | | | |
| | | | | Single Panel Fully Closed Arm | | | |

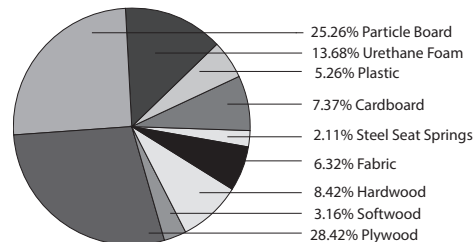
FAERON LOUNGE BEHAVIORAL HEALTH | ENVIRONMENTAL SUMMARY

LEED CI CREDITS

Lounge Seating



Material Content:



PRE-CONSUMER
RECYCLED CONTENT = 12.89%

POST-CONSUMER
RECYCLED CONTENT = 7.84%

Up to 14.95% of this Faeron Metal product is recyclable at the end of its useful life.

CONTRIBUTES TO

| | | |
|------------------|----------------------------------------------|--------------|
| CREDIT 2.1 - 2.2 | Construction Waste Management | 1-2 point(s) |
| CREDIT 3.3 | Resource Reuse | 1 point |
| CREDIT 4.1 | Recycled Content | 1 point |
| CREDIT 4.5 | Low Emitting Materials, Systems & Seating | 1 point |
| CREDIT 5.1 | Regional Materials* | 1 point |
| CREDIT 7 | Certified Wood (MUST BE REQUESTED) | 1 point(s) |

*This credit is only applicable if in total 20% of the combined value of the procurement of construction materials and in the furniture are manufactured within a radius of 500 miles. This credit will apply if the installation of the finished product occurs within 500 miles of Kitchener, Ontario.

level® CERTIFICATION, AIR EMISSIONS AND FSC® CERTIFICATION



level® CERTIFICATION

BIFMA's e3 Furniture Sustainability Standard is a voluntary, multi-attribute standard that measures the degree of sustainability of furniture. This standard evaluates product and company environmental attributes and compliance systems in a wide range of elements which include Materials, Energy & Atmosphere, Human & Ecosystem Health and Social Responsibility. Faeron products have earned level®, BIFMA's sustainability certification program for furniture, certification through third-party verification against the e3 standard.

AIR-EMISSIONS

All Faeron products are supplied with air-emissions certified. Contact customer service for information.



FSC®

In 2005, Krug received Forest Stewardship Council® (FSC®) Chain-of-Custody certification for our manufacturing facilities. The FSC® Chain-of-Custody tracks certified wood from seedling to final sale. It verifies that the material for our FSC certified products only come from well-managed, FSC®-certified forests and other controlled sources. FSC® is dedicated to the promotion of responsible forest management worldwide helping to take care of forests for future generations. Faeron and other Krug products can be specified with FSC® Certification. Contact customer service for further information, pricing and lead times.



Architects, designers, and building professionals can specify FSC®-certified products in order to achieve a point from the U.S. Green Building Council's Leadership in Energy and Environmental Design (LEED) Rating System.

FAERON LOUNGE BEHAVIORAL HEALTH | FEATURES



ARM PANEL POLYMER BASE

Faeron Metal Behavioral Health lounge seating is available with a ligature-resistant, cleanable, Grey polymer base securely fastened to the arm panel.



PLINTH BASE

Faeron Metal Behavioral Health lounge seating is also available with an Grey polymer plinth base that restricts access to the interior of the chair and dirt and debris from accumulating under the chair.



WALL SAVER

Faeron Lounge models feature a wall saver feature. The angle of the back is designed to keep the back away from the wall, to prevent wear and damage to both the chairs and to the walls of the facility.



LIGATURE RISK REDUCTION

Faeron Metal Behavioral Health lounge seating has been designed with ligature-resistant features such as closed arm panels and legless base options to significantly reduce anchor points.



RESTRICTED ACCESS UPHOLSTERY

This feature provides complete closure and elimination of the standard clean out space between seat, back and arm panels in the - hindering the use of these areas for hiding contraband. This feature reduces the ability to utilize the product for ligature.



TAMPER-RESISTANT HARDWARE

Tamper-resistant hardware is utilized in the construction of all Faeron Metal Behavioral Health seating. The specific tools needed to remove components for maintenance and replacement can be purchased from Krug..



INACCESSIBLE STAPLES

All staples on this product are covered and made inaccessible with a use of polymer underseat shield, fastened with tamper-resistant hardware.



UNDERSEAT SHIELD

The polymer shield is attached with tamper-resistant hardware. It is designed to restrict access to the interior of the chair.

SECURED GLIDES

The glides are screwed in place using temper resistant screws to hinder their removal. They can be field-replaced with the use of tools.

LATEX FREE

Krug products are made with latex-free materials to prevent the allergic reaction that latex causes in some people.

FINISH DURABILITY

The Krug finish, a proprietary catalyzed varnish formulation, has been repeatedly shown, through independent laboratory testing, to be the industry leader in durability and abrasion resistance. The Krug finish looks better longer than competitors, and is uniquely suited to the demands of healthcare environments.

WEIGHT CAPACITIES

Tested to meet or exceed the BIFMA X5.4 Lounge Standard

- One-Seat - 500 lbs
- One-Seat - Plus - 750 lbs
- One-seat Wide - 500 lbs
- One-seat Wide Plus - 750 lbs
- Two-Seat - 625 lbs
- Two-Seat Plus- 975 lbs
- Three - Seat - 850 lbs
- Three - Seat Plus- 1200 lbs

FAERON LOUNGE BEHAVIORAL HEALTH | OPTIONS



POLYMER ARM CAP

The optional Polymer Arm cap provides a fully seamless armrest for enhanced durability, protection and cleanability. It is available in Black, Grey and Taupe, and is replaceable if it become damaged or degraded.



WOOD ARM CAP

The optional Wood Arm cap provides a fully seamless armrest for enhanced durability, protection and cleanability. It is available in all standard wood finishes, and are replaceable if they become damaged or degraded.




SOLID SURFACE ARM CAP

The optional Solid Surface Arm cap provides a fully seamless armrest for enhanced durability, protection and cleanability. It is available in 8 standard Corian colors, and custom colors (at an upcharge). Arms are replaceable if they become damaged or degraded. Solid Surface not recommended for lower acuity environments.



PANEL ARM METAL BASE

An optional powder coated steel panel base is available on Faeron Metal Behavioral Health lounge seating. The base is ligature resistant and installed with tamper-resistant hardware.



ANCHOR BRACKETS

Heavy duty tamper-resistant anchor brackets are available to secure the chair to the floor.



COMBINATION UPHOLSTERY OPTIONS

When combination upholstery is specified with fabric of the same grade or COM, an upcharge for dual fabrics is \$33 list per unit and \$64 list per unit for three fabrics will be applied. When graded in combination upholstery is selected, use the highest grade upholstery selected or to obtain a quote for blended grading contact Customer Service (please provide the fabrics specified and location of where each fabric is to be applied on the product).

SUPPLEMENTAL WEIGHT

For additional safety and to minimize risk of weaponization, Faeron Behavioral Health Lounge can be specified with supplemental weight in increments of 10 lbs. at an upcharge of **\$54 list** per 10 lb. increment.

REMOVABLE/REPLACEABLE UPHOLSTERY

Removable upholstery covers can be specified on this product, to facilitate cleaning and assist with infection control. They utilize tamper-resistant hardware, and inaccessible staples. Replacement upholstery covers have the same features, and can be field installed with tamper-resistant fastener tools.

CAL133 & MOISTURE BARRIER

California Technical Bulletin 133 is a flammability test for seating. Krug offers a compliance method, in combination with non-flammable upholstery covers, may enable products to meet certification requirements for this test. This process at the same time also provides the products with a Moisture Barrier - a treatment that helps to prevent the passage of liquids and moisture to inside of the upholstered components - thereby conferring sanitary and anti-infection benefits. So when CAL 133 is specified, the product also automatically has a Moisture Barrier, and when a Moisture Barrier is specified, the product also features the compliance method and low flammability features of CAL 133.

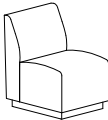


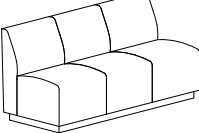
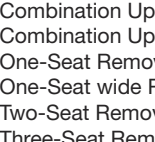
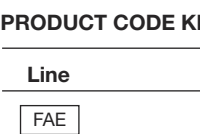


The application of this up-charge and the compliance method does not mean that the specific configuration of product and upholstery cover are tested and officially certified as being CAL133 compliant. If the official certification is required, Krug will provide this (through an independent certified testing laboratory) at a charge of \$917 per item, plus the cost of the product to be tested. Lead time for certification testing is typically 4-8 weeks. Krug assumes no responsibility for the testing of our products in combination with upholstery covers, or for the results of any testing conducted. Some specific configurations of products and upholstery have already been tested. Please contact Customer Service for additional information.

FAERON LOUNGE BEHAVIORAL HEALTH | DIMENSIONS & COM

DIMENSIONS & COM REQUIREMENTS

| | Overall Width | Overall Depth | Overall Height | Seat Height | Height of Arms from Floor | Width between Arms | Seat Depth | Shipping Weight | Cube | COM YDG Entire | COM YDG Seat Only | COM YDG Back Only | COM YDG Arm Only (pair) |
|-------------------------------------------------------|---------------|---------------|----------------|-------------|---------------------------|--------------------|------------|-----------------|------|----------------|-------------------|-------------------|-------------------------|
| One Seat - Armless, Plinth Base | | | | | | | | | | | | | |
| Lounge | 23 | 28.5 | 31.5 | 17.8 | - | - | 21 | 74 | 20 | 3.2 | 1.4 | 1.8 | - |
| High Back | 23 | 28.5 | 41.5 | 17.8 | - | - | 21 | 80 | 24 | 3.8 | 1.4 | 2.4 | - |
| One Seat - Upholstered Arm, Plinth Base | | | | | | | | | | | | | |
| Lounge | 28 | 30 | 31.5 | 17.8 | 24 | 23 | 21 | 114 | 20 | 6.3 | 1.4 | 1.8 | 3.1 |
| High Back | 28 | 30 | 41.5 | 17.8 | 24 | 23 | 21 | 120 | 24 | 6.9 | 1.4 | 2.4 | 3.1 |
| One Seat - Upholstered Arm Panel w/ Polymer Base | | | | | | | | | | | | | |
| Lounge | 28 | 31 | 31.5 | 17.8 | 24 | 23 | 21 | 95 | 20 | 6.2 | 1.3 | 1.7 | 3.2 |
| High Back | 28 | 31 | 41.5 | 17.8 | 24 | 23 | 21 | 100 | 24 | 6.8 | 1.3 | 2.3 | 3.2 |
| One Seat - Upholstered Arm Panel w/ Metal Base | | | | | | | | | | | | | |
| Lounge | 28 | 30 | 31.5 | 17.8 | 24 | 23 | 21 | 97 | 20 | 6.2 | 1.3 | 1.7 | 3.2 |
| High Back | 28 | 30 | 41.5 | 17.8 | 24 | 23 | 21 | 102 | 24 | 6.8 | 1.3 | 2.3 | 3.2 |
| One Seat Wide - Armless, Plinth Base | | | | | | | | | | | | | |
| Lounge | 30 | 28.5 | 31.5 | 17.8 | - | - | 21 | 88 | 23 | 3.4 | 1.6 | 1.8 | - |
| High Back | 30 | 28.5 | 41.5 | 17.8 | - | - | 21 | 94 | 27 | 4 | 1.6 | 2.4 | - |
| One Seat Wide - Upholstered Arm, Plinth Base | | | | | | | | | | | | | |
| Lounge | 35 | 30 | 31.5 | 17.8 | 24 | 23 | 21 | 128 | 23 | 6.5 | 1.6 | 1.8 | 3.1 |
| High Back | 35 | 30 | 41.5 | 17.8 | 24 | 23 | 21 | 134 | 27 | 7.1 | 1.6 | 2.4 | 3.1 |
| One Seat Wide - Upholstered Arm Panel w/ Polymer Base | | | | | | | | | | | | | |
| Lounge | 35 | 31 | 31.5 | 17.8 | 24 | 23 | 21 | 107 | 23 | 6.4 | 1.5 | 1.7 | 3.2 |
| High Back | 35 | 31 | 41.5 | 17.8 | 24 | 23 | 21 | 113 | 27 | 7 | 1.5 | 2.3 | 3.2 |
| One Seat Wide - Upholstered Arm Panel w/ Metal Base | | | | | | | | | | | | | |
| Lounge | 35 | 30 | 31.5 | 17.8 | 24 | 23 | 21 | 109 | 23 | 6.4 | 1.5 | 1.7 | 3.2 |
| High Back | 35 | 30 | 41.5 | 17.8 | 24 | 23 | 21 | 114 | 27 | 7 | 1.5 | 2.3 | 3.2 |
| Two Seat - Armless, Plinth Base | | | | | | | | | | | | | |
| Lounge | 46 | 28.5 | 31.5 | 17.8 | - | - | 21 | 124 | 36 | 4.5 | 1.8 | 2.7 | - |
| High Back | 46 | 28.5 | 41.5 | 17.8 | - | - | 21 | 135 | 43 | 5.4 | 1.8 | 3.6 | - |
| Two Seat - Upholstered Arm, Plinth Base | | | | | | | | | | | | | |
| Lounge | 51 | 30 | 31.5 | 17.8 | 24 | 23 | 21 | 164 | 36 | 7.6 | 1.8 | 2.7 | 3.1 |
| High Back | 51 | 30 | 41.5 | 17.8 | 24 | 23 | 21 | 175 | 43 | 8.5 | 1.8 | 3.6 | 3.1 |
| Two Seat - Upholstered Arm Panel w/ Polymer Base | | | | | | | | | | | | | |
| Lounge | 51 | 31 | 31.5 | 17.8 | 24 | 23 | 21 | 140 | 36 | 7.50 | 1.7 | 2.6 | 3.2 |
| High Back | 51 | 31 | 41.5 | 17.8 | 24 | 23 | 21 | 149 | 43 | 8.40 | 1.7 | 3.5 | 3.2 |
| Two Seat - Upholstered Arm Panel w/ Metal Base | | | | | | | | | | | | | |
| Lounge | 51 | 30 | 31.5 | 17.8 | 24 | 23 | 21 | 141 | 36 | 7.50 | 1.7 | 2.6 | 3.2 |
| High Back | 51 | 30 | 41.5 | 17.8 | 24 | 23 | 21 | 150 | 43 | 8.40 | 1.7 | 3.5 | 3.2 |
| Three Seat - Armless, Plinth Base | | | | | | | | | | | | | |
| Lounge | 69 | 28.5 | 31.5 | 17.8 | - | - | 21 | 172 | 52 | 6.1 | 2.6 | 3.5 | - |
| High Back | 69 | 28.5 | 41.5 | 17.8 | - | - | 21 | 187 | 61 | 7.4 | 2.6 | 4.8 | - |
| Three Seat - Upholstered Arm, Plinth Base | | | | | | | | | | | | | |
| Lounge | 74 | 30 | 31.5 | 17.8 | 24 | 23 | 21 | 213 | 52 | 9.2 | 2.6 | 3.5 | 3.1 |
| High Back | 74 | 30 | 41.5 | 17.8 | 24 | 23 | 21 | 228 | 61 | 10.5 | 2.6 | 4.8 | 3.1 |
| Three Seat - Upholstered Arm Panel w/ Polymer Base | | | | | | | | | | | | | |
| Lounge | 74 | 31 | 31.5 | 17.8 | 24 | 23 | 21 | 183 | 52 | 9.1 | 2.5 | 3.4 | 3.2 |
| High Back | 74 | 31 | 41.5 | 17.8 | 24 | 23 | 21 | 196 | 61 | 10.4 | 2.5 | 4.7 | 3.2 |
| Three Seat - Upholstered Arm Panel w/ Metal Base | | | | | | | | | | | | | |
| Lounge | 74 | 30 | 31.5 | 17.8 | 24 | 23 | 21 | 185 | 52 | 9.1 | 2.5 | 3.4 | 3.2 |
| High Back | 74 | 30 | 41.5 | 17.8 | 24 | 23 | 21 | 198 | 61 | 10.4 | 2.5 | 4.7 | 3.2 |

FAERON BEHAVIORAL HEALTH | ARMLESS LOUNGE

| DESCRIPTION/MODEL | COM | | COL | FABRIC GRADES | | | LEATHER | | |
|-------------------------------------------------------------------------------------|------------------------------------------|-----------|------|---------------|------|------|---------|------|------|
| | 1 | 2 | | 4 | 5 | 6 | 7 | 8 | 9 |
|  | One-Seat, Armless, Plinth Base | | | | | | | | |
| | FAE3-APBHL1H | 2040 2163 | 2286 | 2409 | 2562 | 2716 | 2900 | 3085 | 3315 |
|  | One-Seat Plus, Armless, Plinth Base | | | | | | | | |
| | FAE3-APBHLB1H | 2105 2228 | 2351 | 2474 | 2627 | 2781 | 2965 | 3150 | 3380 |
|  | One-Seat Wide, Armless, Plinth Base | | | | | | | | |
| | FAE3-APBHL1+H | 2243 2374 | 2504 | 2635 | 2798 | 2961 | 3157 | 3353 | 3598 |
|  | One-Seat Wide Plus, Armless, Plinth Base | | | | | | | | |
| | FAE3-APBHLB1+H | 2313 2444 | 2574 | 2705 | 2868 | 3031 | 3227 | 3423 | 3668 |
|  | Two-Seat, Armless, Plinth Base | | | | | | | | |
| | FAE3-APBHL2H | 3238 3411 | 3584 | 3756 | 3972 | 4188 | 4448 | 4707 | 5031 |
|  | Two-Seat Plus, Armless, Plinth Base | | | | | | | | |
| | FAE3-APBHLB2H | 3316 3488 | 3661 | 3834 | 4050 | 4266 | 4525 | 4785 | 5109 |
|  | Three-Seat, Armless, Plinth Base | | | | | | | | |
| | FAE3-APBHL3H | 4224 4458 | 4693 | 4927 | 5220 | 5513 | 5864 | 6215 | 6655 |
|  | Three-Seat Plus, Armless, Plinth Base | | | | | | | | |
| | FAE3-APBHLB3H | 4357 4592 | 4826 | 5060 | 5353 | 5646 | 5997 | 6349 | 6788 |


| Option Upcharges | \$ List | | \$ List |
|----------------------------------------|---------|---------------------------------------|---------|
| Floor Anchoring Hardware | 90 | One-Seat Removable Seat Cover | 152 |
| Combination Upholstery - Dual fabrics | 33 | One-Seat wide Removable Seat Cover | 228 |
| Combination Upholstery - Three fabrics | 64 | Two-Seat Removable Seat Cover | 302 |
| One-Seat Removable Back Cover | 152 | Three-Seat Removable Seat Cover | 453 |
| One-Seat wide Removable Back Cover | 228 | Supplemental Weight (per 10 lbs) | 54 |
| Two-Seat Removable Back Cover | 302 | CAL 133 & Moisture Barrier (per yard) | 64 |
| Three-Seat Removable Back Cover | 453 | | |

PRODUCT CODE KEY


| Line | Series | Chair Type | Size | | Base |
|----------------|------------------------------------------------|---------------------|------------------|-----------------------|--------------|
| <div>FAE</div> | <div>3-APBH</div> | <div>L</div> | <div>1</div> | <div>B1</div> | <div>H</div> |
| Faeron | Behavioral Health Lounge Seating Armless | Lounge | One-Seat | One-Seat Plus | Plinth Base |
| | | <div>H</div> | <div>1+</div> | <div>B1+</div> | |
| | | High Back Lounge | One-Seat Wide | One-Seat Wide Plus | |
| | | | <div>2</div> | <div>B2</div> | |
| | | | Two-Seat | Two-Seat Plus | |
| | | | <div>3</div> | <div>B3</div> | |
| | | | Three-Seat | Three-Seat Plus | |

FAERON BEHAVIORAL HEALTH | ARMLESS HIGH BACK LOUNGE


| DESCRIPTION/MODEL | COM 1 | 2 | COL 3 | FABRIC GRADES 4 | 5 | 6 | 7 | LEATHER 8 | 9 |
|-------------------|----------|---|----------|--------------------|---|---|---|--------------|---|
|-------------------|----------|---|----------|--------------------|---|---|---|--------------|---|




| | | | | | | | | | |
|------------------------------------------------------|------|------|------|------|------|------|------|------|------|
| One-Seat, Armless, Plinth Base FAE3-APBHH1H | 2245 | 2391 | 2536 | 2682 | 2865 | 3047 | 3266 | 3485 | 3759 |
| One-Seat Plus, Armless, Plinth Base FAE3-APBHHB1H | 2310 | 2456 | 2602 | 2748 | 2930 | 3112 | 3331 | 3550 | 3824 |



| | | | | | | | | | |
|------------------------------------------------------------|------|------|------|------|------|------|------|------|------|
| One-Seat Wide, Armless, Plinth Base FAE3-APBHH1+H | 2383 | 2537 | 2690 | 2844 | 3036 | 3228 | 3458 | 3689 | 3977 |
| One-Seat Wide Plus, Armless, Plinth Base FAE3-APBHHB1+H | 2453 | 2607 | 2760 | 2914 | 3106 | 3298 | 3529 | 3759 | 4047 |



| | | | | | | | | | |
|------------------------------------------------------|------|------|------|------|------|------|------|------|------|
| Two-Seat, Armless, Plinth Base FAE3-APBHH2H | 3529 | 3737 | 3944 | 4152 | 4411 | 4670 | 4981 | 5292 | 5681 |
| Two-Seat Plus, Armless, Plinth Base FAE3-APBHHB2H | 3607 | 3815 | 4022 | 4229 | 4489 | 4748 | 5059 | 5370 | 5759 |



| | | | | | | | | | |
|--------------------------------------------------------|------|------|------|------|------|------|------|------|------|
| Three-Seat, Armless, Plinth Base FAE3-APBHH3H | 4641 | 4926 | 5210 | 5494 | 5849 | 6205 | 6631 | 7057 | 7590 |
| Three-Seat Plus, Armless, Plinth Base FAE3-APBHHB3H | 4775 | 5059 | 5343 | 5627 | 5983 | 6338 | 6764 | 7191 | 7723 |

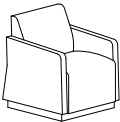
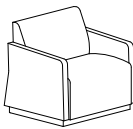
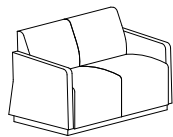
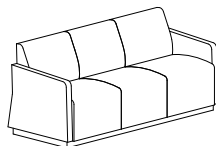
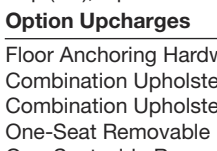
Option Upcharges

| | \$ List | | \$ List |
|----------------------------------------|---------|---------------------------------------|---------|
| Floor Anchoring Hardware | 90 | One-Seat Removable Seat Cover | 152 |
| Combination Upholstery - Dual fabrics | 33 | One-Seat wide Removable Seat Cover | 228 |
| Combination Upholstery - Three fabrics | 64 | Two-Seat Removable Seat Cover | 302 |
| One-Seat Removable Back Cover | 152 | Three-Seat Removable Seat Cover | 453 |
| One-Seat wide Removable Back Cover | 228 | Supplemental Weight (per 10 lbs) | 54 |
| Two-Seat Removable Back Cover | 302 | CAL 133 & Moisture Barrier (per yard) | 64 |
| Three-Seat Removable Back Cover | 453 | | |

PRODUCT CODE KEY

| Line | Series | Chair Type | Size | | Base |
|--------|------------------------------------------------|---------------------|------------------|-----------------------|-------------|
| FAE | 3-APBH | L | 1 | B1 | H |
| Faeron | Behavioral Health Lounge Seating Armless | Lounge | One-Seat | One-Seat Plus | Plinth Base |
| | | H | 1+ | B1+ | |
| | | High Back Lounge | One-Seat Wide | One-Seat Wide Plus | |
| | | | 2 | B2 | |
| | | | Two-Seat | Two-Seat Plus | |
| | | | 3 | B3 | |
| | | | Three-Seat | Three-Seat Plus | |

FAERON BEHAVIORAL HEALTH | LOUNGE

| DESCRIPTION/MODEL | COM | | COL | | FABRIC GRADES | | | LEATHER | |
|-------------------------------------------------------------------------------------|--------------------------------------------------------------|------|------|------|---------------|------|------|---------|------|
| | 1 | 2 | 3 | 4 | 5 | 6 | 7 | 8 | 9 |
|  | One-Seat, Upholstered Arm, No Arm Cap, Plinth Base | | | | | | | | |
| | FAE3-UPBHL1NCH | 2865 | 3112 | 3360 | 3607 | 3916 | 4225 | 4596 | 5431 |
|  | One-Seat Plus, Upholstered Arm, No Arm Cap, Plinth Base | | | | | | | | |
| | FAE3-UPBHLB1NCH | 2930 | 3178 | 3425 | 3672 | 3981 | 4291 | 4662 | 5496 |
|  | One-Seat Wide, Upholstered Arm, No Arm Cap, Plinth Base | | | | | | | | |
| | FAE3-UPBHL1+NCH | 3128 | 3383 | 3638 | 3893 | 4212 | 4531 | 4913 | 5774 |
| | One-Seat Wide Plus, Upholstered Arm, No Arm Cap, Plinth Base | | | | | | | | |
| | FAE3-UPBHLB1+NCH | 3198 | 3453 | 3709 | 3964 | 4282 | 4601 | 4984 | 5844 |
|  | Two-Seat, Upholstered Arm, No Arm Cap, Plinth Base | | | | | | | | |
| | FAE3-UPBHL2NCH | 4080 | 4378 | 4675 | 4972 | 5344 | 5715 | 6161 | 7165 |
| | Two-Seat Plus, Upholstered Arm, No Arm Cap, Plinth Base | | | | | | | | |
| | FAE3-UPBHLB2NCH | 4158 | 4455 | 4753 | 5050 | 5421 | 5793 | 6239 | 7242 |
|  | Three-Seat, Upholstered Arm, No Arm Cap, Plinth Base | | | | | | | | |
| | FAE3-UPBHL3NCH | 5084 | 5443 | 5801 | 6160 | 6608 | 7057 | 7595 | 8805 |
| | Three-Seat Plus, Upholstered Arm, No Arm Cap, Plinth Base | | | | | | | | |
| | FAE3-UPBHLB3NCH | 5217 | 5576 | 5935 | 6293 | 6742 | 7190 | 7728 | 8939 |

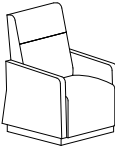
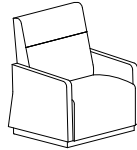
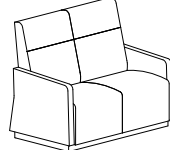
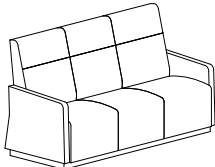
ORDERING NOTES: Faeron Lounge chairs can also be specified with a Polymer Arm Cap (PC), Wood Arm Cap (WC) or a Solid Surface Arm Cap (SC), replace "NC" in the model number with the **Arm Style** selection below and add the upcharge listed.

| Option Upcharges | \$ List | | \$ List |
|----------------------------------------|---------|-----------------------------------------|---------|
| Floor Anchoring Hardware | 90 | Supplemental Weight (per 10 lbs) | 54 |
| Combination Upholstery - Dual fabrics | 33 | CAL 133 & Moisture Barrier (per yard) | 64 |
| Combination Upholstery - Three fabrics | 64 | | |
| One-Seat Removable Back Cover | 152 | Polymer Arm Cap | 152 |
| One-Seat wide Removable Back Cover | 228 | Wood Arm Cap | 193 |
| Two-Seat Removable Back Cover | 302 | Solid Surface Arm Cap - Gr A White | 384 |
| Three-Seat Removable Back Cover | 453 | Solid Surface Arm Cap - Gr A Color | 397 |
| One-Seat Removable Seat Cover | 152 | Solid Surface Arm Cap - Gr B | 422 |
| One-Seat wide Removable Seat Cover | 228 | Solid Surface Arm Cap - Gr C | 435 |
| Two-Seat Removable Seat Cover | 302 | See page 47 for color selection. | |
| Three-Seat Removable Seat Cover | 453 | | |

PRODUCT CODE KEY

| Line | Series | Chair Type | Size | | Arm Cap | Base |
|--------|--------------------------------------------------|------------------|---------------|--------------------|-------------------|-------------|
| FAE | 3-UPBH | L | 1 | B1 | NC | H |
| Faeron | Behavioral Health Lounge Seating Upholstered Arm | Lounge | One-Seat | One-Seat Plus | No Cap | Plinth Base |
| | | H | 1+ | B1+ | PC | |
| | | High Back Lounge | One-Seat Wide | One-Seat Wide Plus | Polymer Cap | |
| | | | 2 | B2 | SC | |
| | | | Two-Seat | Two-Seat Plus | Solid Surface Cap | |
| | | | 3 | B3 | WC | |
| | | | Three-Seat | Three-Seat Plus | Wood Cap | |

FAERON BEHAVIORAL HEALTH | HIGH BACK LOUNGE

| DESCRIPTION/MODEL | COM 1 | 2 | COL 3 | FABRIC GRADES 4 | 5 | 6 | 7 | LEATHER 8 | 9 |
|------------------------------------------------------------------------------------|--------------------------------------------------------------|------|----------|--------------------|------|------|------|--------------|------|
|  | One-Seat, Upholstered Arm, No Arm Cap, Plinth Base | | | | | | | | |
| | FAE3-UPBHH1NCH | 3070 | 3340 | 3611 | 3881 | 4219 | 4557 | 4962 | 5368 |
| | One-Seat Plus, Upholstered Arm, No Arm Cap, Plinth Base | | | | | | | | |
| | FAE3-UPBHHB1NCH | 3135 | 3405 | 3676 | 3946 | 4284 | 4622 | 5027 | 5433 |
| | | | | | | | | | |
|  | One-Seat Wide, Upholstered Arm, No Arm Cap, Plinth Base | | | | | | | | |
| | FAE3-UPBHH1+NCH | 3268 | 3546 | 3824 | 4102 | 4450 | 4797 | 5214 | 5632 |
| | One-Seat Wide Plus, Upholstered Arm, No Arm Cap, Plinth Base | | | | | | | | |
| | FAE3-UPBHHB1+NCH | 3338 | 3616 | 3895 | 4173 | 4520 | 4868 | 5285 | 5702 |
| | | | | | | | | | |
|  | Two-Seat, Upholstered Arm, No Arm Cap, Plinth Base | | | | | | | | |
| | FAE3-UPBHH2NCH | 4372 | 4704 | 5036 | 5367 | 5782 | 6197 | 6695 | 7192 |
| | Two-Seat Plus, Upholstered Arm, No Arm Cap, Plinth Base | | | | | | | | |
| | FAE3-UPBHHB2NCH | 4450 | 4781 | 5113 | 5445 | 5860 | 6275 | 6772 | 7270 |
| | | | | | | | | | |
|  | Three-Seat, Upholstered Arm, No Arm Cap, Plinth Base | | | | | | | | |
| | FAE3-UPBHH3NCH | 5500 | 5909 | 6318 | 6726 | 7237 | 7748 | 8361 | 8974 |
| | Three-Seat Plus, Upholstered Arm, No Arm Cap, Plinth Base | | | | | | | | |
| | FAE3-UPBHHB3NCH | 5634 | 6042 | 6451 | 6860 | 7370 | 7881 | 8494 | 9107 |

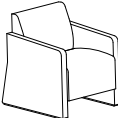
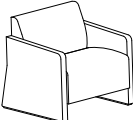
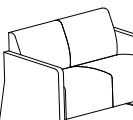
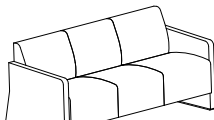
ORDERING NOTES: Faeron Lounge chairs can also be specified with a Polymer Arm Cap (PC), Wood Arm Cap (WC) or a Solid Surface Arm Cap (SC), replace “NC” in the model number with the **Arm Style** selection below and add the upcharge listed.

| Option Upcharges | \$ List | | \$ List |
|----------------------------------------|---------|-----------------------------------------|---------|
| Floor Anchoring Hardware | 90 | Supplemental Weight (per 10 lbs) | 54 |
| Combination Upholstery - Dual fabrics | 33 | CAL 133 & Moisture Barrier (per yard) | 64 |
| Combination Upholstery - Three fabrics | 64 | | |
| One-Seat Removable Back Cover | 152 | Polymer Arm Cap | 152 |
| One-Seat wide Removable Back Cover | 228 | Wood Arm Cap | 193 |
| Two-Seat Removable Back Cover | 302 | Solid Surface Arm Cap - Gr A White | 384 |
| Three-Seat Removable Back Cover | 453 | Solid Surface Arm Cap - Gr A Color | 397 |
| | | Solid Surface Arm Cap - Gr B | 422 |
| One-Seat Removable Seat Cover | 152 | Solid Surface Arm Cap - Gr C | 435 |
| One-Seat wide Removable Seat Cover | 228 | See page 47 for color selection. | |
| Two-Seat Removable Seat Cover | 302 | | |
| Three-Seat Removable Seat Cover | 453 | | |

PRODUCT CODE KEY

| Line | Series | Chair Type | Size | | Arm Cap | Base |
|--------|--------------------------------------------------|------------------|---------------|--------------------|-------------------|-------------|
| FAE | 3-UPBH | L | 1 | B1 | NC | H |
| Faeron | Behavioral Health Lounge Seating Upholstered Arm | Lounge | One-Seat | One-Seat Plus | No Cap | Plinth Base |
| | | H | 1+ | B1+ | PC | |
| | | High Back Lounge | One-Seat Wide | One-Seat Wide Plus | Polymer Cap | |
| | | | 2 | B2 | SC | |
| | | | Two-Seat | Two-Seat Plus | Solid Surface Cap | |
| | | | 3 | B3 | WC | |
| | | | Three-Seat | Three-Seat Plus | Wood Cap | |

FAERON LOUNGE BEHAVIORAL HEALTH | LOUNGE

| DESCRIPTION/MODEL | COM | | COL | | FABRIC GRADES | | | LEATHER | |
|-------------------------------------------------------------------------------------|------------------------------------------------------------------------|------|------|------|---------------|------|------|---------|------|
| | 1 | 2 | 3 | 4 | 5 | 6 | 7 | 8 | 9 |
|  | One-Seat Upholstered Arm Panel with Polymer Base, No Arm Cap | | | | | | | | |
| | FAE3-UBHL1NCG | 2790 | 2946 | 3101 | 3256 | 3450 | 3644 | 3876 | 4109 |
|  | One-Seat Plus Upholstered Arm Panel with Polymer Base, No Arm Cap | | | | | | | | |
| | FAE3-UBHLB1NCG | 2855 | 3011 | 3166 | 3321 | 3515 | 3709 | 3942 | 4174 |
|  | One-Seat Wide Upholstered Arm Panel with Polymer Base, No Arm Cap | | | | | | | | |
| | FAE3-UBHL1+NCG | 3071 | 3261 | 3450 | 3640 | 3877 | 4114 | 4399 | 4684 |
|  | One-Seat Wide Plus Upholstered Arm Panel with Polymer Base, No Arm Cap | | | | | | | | |
| | FAE3-UBHLB1+NCG | 3141 | 3331 | 3521 | 3710 | 3948 | 4185 | 4469 | 4754 |
| | Two-seat Upholstered Arm Panel with Polymer Base, No Arm Cap | | | | | | | | |
| | FAE3-UBHL2NCG | 3837 | 4061 | 4286 | 4510 | 4790 | 5071 | 5407 | 5743 |
| | Two-seat Plus Upholstered Arm Panel with Polymer Base, No Arm Cap | | | | | | | | |
| | FAE3-UBHLB2NCG | 3915 | 4139 | 4363 | 4588 | 4868 | 5148 | 5485 | 5821 |
| | Three-seat Upholstered Arm Panel with Polymer Base, No Arm Cap | | | | | | | | |
| | FAE3-UBHL3NCG | 4861 | 5150 | 5440 | 5730 | 6091 | 6453 | 6888 | 7322 |
| | Three-seat Plus Upholstered Arm Panel with Polymer Base, No Arm Cap | | | | | | | | |
| | FAE3-UBHLB3NCG | 4994 | 5284 | 5573 | 5863 | 6225 | 6587 | 7021 | 7456 |

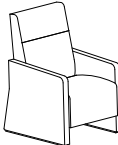
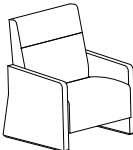


ORDERING NOTES: Faeron Lounge chairs can also be specified with a Polymer Arm Cap (PC), Wood Arm Cap (WC) or a Solid Surface Arm Cap (SC), replace "NC" in the model number with the **Arm Style** selection below and add the upcharge listed. To specify the arm panel with metal base change the "G" to and "M" and upcharge below.

| Option Upcharges | \$ List | | \$ List |
|----------------------------------------|---------|-----------------------------------------|---------|
| Floor Anchoring Hardware | 90 | Supplemental Weight (per 10 lbs) | 54 |
| Combination Upholstery - Dual fabrics | 33 | CAL 133 & Moisture Barrier (per yard) | 64 |
| Combination Upholstery - Three fabrics | 64 | Arm Panel Metal Base | 438 |
| One-Seat Removable Back Cover | 152 | Polymer Arm Cap | 152 |
| One-Seat wide Removable Back Cover | 228 | Wood Arm Cap | 193 |
| Two-Seat Removable Back Cover | 302 | Solid Surface Arm Cap - Gr A White | 384 |
| Three-Seat Removable Back Cover | 453 | Solid Surface Arm Cap - Gr A Color | 397 |
| One-Seat Removable Seat Cover | 152 | Solid Surface Arm Cap - Gr B | 422 |
| One-Seat wide Removable Seat Cover | 228 | Solid Surface Arm Cap - Gr C | 435 |
| Two-Seat Removable Seat Cover | 302 | See page 47 for color selection. | |
| Three-Seat Removable Seat Cover | 453 | | |

PRODUCT CODE KEY

| Line | Series | Chair Type | Size | | Arm Cap | Base |
|--------|--------------------------------------------------|------------------|---------------|--------------------|-------------------|------------------------|
| FAE | 3-UBH | L | 1 | B1 | NC | G |
| Faeron | Behavioral Health Lounge Seating Upholstered Arm | Lounge | One-Seat | One-Seat Plus | No Cap | Arm Panel Polymer Base |
| | | H | 1+ | B1+ | PC | M |
| | | High Back Lounge | One-Seat Wide | One-Seat Wide Plus | Polymer Cap | Arm Panel Metal Base |
| | | | 2 | B2 | WC | |
| | | | Two-Seat | Two-Seat Plus | Wood Cap | |
| | | | 3 | B3 | SC | |
| | | | Three-Seat | Three-Seat Plus | Solid Surface Cap | |

FAERON LOUNGE BEHAVIORAL HEALTH | HIGH BACK LOUNGE

| DESCRIPTION/MODEL | COM 1 | 2 | COL 3 | 4 | FABRIC GRADES 5 | 6 | 7 | LEATHER 8 | 9 |
|-------------------------------------------------------------------------------------|------------------------------------------------------------------------|------|----------|------|--------------------|------|------|--------------|------|
|  | One-Seat Upholstered Arm Panel with Polymer Base, No Arm Cap | | | | | | | | |
| | FAE3-UBHH1NCG | 2940 | 3103 | 3266 | 3429 | 3632 | 3836 | 4080 | 4325 |
|  | One-Seat Plus Upholstered Arm Panel with Polymer Base, No Arm Cap | | | | | | | | |
| | FAE3-UBHHB1NCG | 3005 | 3168 | 3331 | 3494 | 3698 | 3901 | 4145 | 4390 |
|  | One-Seat Wide Upholstered Arm Panel with Polymer Base, No Arm Cap | | | | | | | | |
| | FAE3-UBHH1+NCG | 3197 | 3410 | 3623 | 3836 | 4101 | 4367 | 4687 | 5006 |
|  | One-Seat Wide Plus Upholstered Arm Panel with Polymer Base, No Arm Cap | | | | | | | | |
| | FAE3-UBHHB1+NCG | 3268 | 3480 | 3693 | 3906 | 4172 | 4438 | 4757 | 5076 |
| | Two-seat Upholstered Arm Panel with Polymer Base, No Arm Cap | | | | | | | | |
| | FAE3-UBHH2NCG | 4107 | 4370 | 4633 | 4895 | 5224 | 5552 | 5946 | 6340 |
| | Two-seat Plus Upholstered Arm Panel with Polymer Base, No Arm Cap | | | | | | | | |
| | FAE3-UBHHB2NCG | 4185 | 4448 | 4710 | 4973 | 5301 | 5630 | 6024 | 6418 |
| | Three-seat Upholstered Arm Panel with Polymer Base, No Arm Cap | | | | | | | | |
| | FAE3-UBHH3NCG | 5241 | 5577 | 5912 | 6248 | 6668 | 7087 | 7591 | 8094 |
| | Three-seat Plus Upholstered Arm Panel with Polymer Base, No Arm Cap | | | | | | | | |
| | FAE3-UBHHB3NCG | 5374 | 5710 | 6046 | 6381 | 6801 | 7221 | 7724 | 8228 |

ORDERING NOTES: Faeron Lounge chairs can also be specified with a Polymer Arm Cap (PC), Wood Arm Cap (WC) or a Solid Surface Arm Cap (SC), replace "NC" in the model number with the **Arm Style** selection below and add the upcharge listed. To specify the arm panel with metal base change the "G" to and "M" and upcharge below.

| Option Upcharges | \$ List | | \$ List |
|----------------------------------------|---------|-----------------------------------------|---------|
| Floor Anchoring Hardware | 90 | Supplemental Weight (per 10 lbs) | 54 |
| Combination Upholstery - Dual fabrics | 33 | CAL 133 & Moisture Barrier (per yard) | 64 |
| Combination Upholstery - Three fabrics | 64 | Arm Panel Metal Base | 438 |
| One-Seat Removable Back Cover | 152 | Polymer Arm Cap | 152 |
| One-Seat wide Removable Back Cover | 228 | Wood Arm Cap | 193 |
| Two-Seat Removable Back Cover | 302 | Solid Surface Arm Cap - Gr A White | 384 |
| Three-Seat Removable Back Cover | 453 | Solid Surface Arm Cap - Gr A Color | 397 |
| One-Seat Removable Seat Cover | 152 | Solid Surface Arm Cap - Gr B | 422 |
| One-Seat wide Removable Seat Cover | 228 | Solid Surface Arm Cap - Gr C | 435 |
| Two-Seat Removable Seat Cover | 302 | See page 47 for color selection. | |
| Three-Seat Removable Seat Cover | 453 | | |

PRODUCT CODE KEY

| Line | Series | Chair Type | Size | | Arm Cap | Base |
|----------------|--------------------------------------------------|------------------|---------------|--------------------|-------------------|------------------------|
| <div>FAE</div> | <div>3-UBH</div> | <div>L</div> | <div>1</div> | <div>B1</div> | <div>NC</div> | <div>G</div> |
| Faeron | Behavioral Health Lounge Seating Upholstered Arm | Lounge | One-Seat | One-Seat Plus | No Cap | Arm Panel Polymer Base |
| | | <div>H</div> | <div>1+</div> | <div>B1+</div> | <div>PC</div> | <div>M</div> |
| | | High Back Lounge | One-Seat Wide | One-Seat Wide Plus | Polymer Cap | Arm Panel Metal Base |
| | | | <div>2</div> | <div>B2</div> | <div>WC</div> | |
| | | | Two-Seat | Two-Seat Plus | Wood Cap | |
| | | | <div>3</div> | <div>B3</div> | <div>SC</div> | |
| | | | Three-Seat | Three-Seat Plus | Solid Surface Cap | |

GENERAL INFORMATION

Terms and Conditions

Net 30 days on approved credit. A late payment charge of 1% per month will be applied on overdue invoices. This charge will be pro-rated to the number of days past 30 days that the invoice is overdue. All applicable sales taxes are extra. Distribution of this price list does not in itself constitute an offer to sell. Orders can be received only from authorized Krug dealers. Acceptance of any order and terms of sale may be established at the discretion of Krug. Deposits are required on orders received from new accounts as well as on large or special orders. Krug reserves the right to discontinue designs, or to change designs, construction, prices, or materials without notice.

Contact Information

Phone: 1.888.578.KRUG (5784) | Fax: 1.519.748.5177

Purchase Order Fax: 1.888.236.4783

Purchase Order E-mail: orders@krug.ca

Web: www.krug.ca E-mail: solutions@krug.ca

Customer Service Hours

Please note customer service hours are:

8:30 am to 5:00 pm est

Customer Satisfaction

It is the primary goal of Krug and our staff to ensure the complete satisfaction of our customers with our products and performance. If a problem arises with a Krug product after the expiration of the limited warranty period, Krug will exercise its best efforts to achieve the satisfaction of the customer in a manner that is fair to all concerned.

Order Acknowledgments

Each order will be acknowledged via e-mail or fax. This acknowledgment is the final agreement between Krug and the customer, superseding all previous communications regarding the purchase order. Where there is a discrepancy on a purchase order between a product code and a description, Krug will make every effort to resolve the discrepancy, but will be ruled by the product code ordered. Please check all acknowledgments for accuracy, and advise Krug of any discrepancies with a purchase order.

Order Cancellation

Krug reserves the right to not accept or allow cancellation of orders. All products are manufactured on a custom-made, make-to-order basis, and the purchasing, engineering and production of orders begins shortly after order placement - and the customer purchase order is a contract that authorizes Krug to manufacture the products. Acceptance of order cancellation (or partial cancellation) is solely at the discretion of Krug, and is dependent on the extent to which engineering, purchasing and manufacturing has been initiated by the time cancellation is requested. No order cancellations (partial or otherwise) are allowable more than 4 weeks from date of order placement (as order production is unable to be terminated by that point), and full payment of the acknowledged order value is required for any orders cancelled after 4 weeks. Cancellations may be allowable in less than 4 weeks after order placement, depending on the extent to which manufacturing has been initiated. An acceptance of order cancellation requires that the purchaser agrees to make payment for all costs incurred to the point of acceptance of cancellation. Cancellation charges include all costs for purchase of dedicated material and components, engineering costs for non-standard products, and all costs for manufacturing completed to that point, as well as a \$367 net charge for processing of the original order and for processing of cancellation invoicing.

Pricing

Krug endeavors to ensure that all prices in this price list reflect accurately our current prices. However, errors do occur and will be rectified through notices to the field. Krug reserves the right to acknowledge pricing that may be different from the price list.

Storage Charges

Krug reserves the right to assess a nominal storage charge if a customer does not accept shipment of an order within a week of the ship date.

Warranty

Krug warrants the construction and the finish of all our products to be free from defects in materials and workmanship for the lifetime of their use. This warranty is applicable to products in use by their original purchaser. This warranty does not apply to components not manufactured by Krug including textiles, which are subject to the specific warranties of those manufacturers, if any. Textiles (fabric, leather, vinyl, or any other covering material) suppliers do not guarantee their products for durability and color fastness, and nor does Krug. Casters, mechanical and electrical components have a warranty of five years from the date of purchase. The Krug warranty does not apply to COM-specified materials, damage caused by a carrier other than Krug, or variation in wood finishes due to natural wood color variation. Krug cannot be held responsible for variations in fabric dye lots from order to order. All fabric is carefully inspected when it is received, but a degree of variation in color should be expected. Repairs or replacement of any defect covered under this warranty by Krug will be made, at our option and method, at no charge to the original purchaser during the warranty period. Krug's judgement is final and binding with respect to the nature or cause of defects or damage, and the necessity or manner of repair or replacement.

This warranty does not apply to defects or damage resulting from:

- normal wear and tear occurring with the use of the product
- negligence, misuse, excessive use, alteration, improper cleaning or repair
- substitution or use of incorrect or unauthorized components or material
- handling or installation that is incorrect, or that causes damage or defect
- damage incurred by a freight carrier other than Krug
- wearing of finishes and fabrics, and normal variations in materials (including dye lot variations)
- properties of natural materials, including wood and leather
- exposure to environments with uncontrolled temperature and humidity (products must be transported, stored and used in climate-controlled conditions)

Note, specific warranties for components and materials not manufactured by Krug:

Jordan Sleepers Heavy-Duty Mechanism, made with heavy gauge steel and minimal moving parts - is backed by a 5-year warranty on the mechanism itself, in addition to the lifetime warranty on the rest of the product. If it does become damaged or degraded, the mechanism can be field-replaced.

Juno and Trevisa Overbed Tables have a 2-year warranty.

Blanket Wrapping

Krug will blanket wrap larger seating orders at customer's request. Please indicate on your purchase order and contact Customer Service.

Export Packaging

Krug is pleased to provide the option for export packaging on all our products, to provide additional protection from damage. For shipments overseas, a quote for export packaging can be provided, based on the products to be ordered and the delivery destination - please contact Customer Service or Bids & Specification Support for more information and a quotation. KRUG is not responsible for shipment damage occurring on overseas shipments

Export Packaging is STRONGLY RECOMMENDED for:

- (A) all shipments outside of the lower 48 states and Canada.
- (B) all shipments that will be held in storage for an extended period prior to installation.

Important: Please note that Krug will not be responsible for damage claims on product shipped or stored in the above conditions but where export packaging has not been utilized.

Dimensions

Dimensions are in inches and approximate, and subject to change without notice. Contact Customer Service if dimensions are critical.

GENERAL INFORMATION

Freight Terms and Conditions

1. All product is shipped FOB the Krug factory. Freight is either pre-paid to the destination or not pre-paid, depending on established customer specific freight terms.

2. Docks at the selected delivery location must be equipped to handle a 53' trailer. If a dock is inadequate for delivery by Krug, Krug will re-deliver to another local location and any additional costs will be charged to the customer.

3. For all deliveries, it is understood that Krug or its agent is making a dock delivery only (equipped to handle a 53' trailer), and any further work of truck unloading, delivery beyond the dock, installation, and removal of packaging is not authorized or paid for by Krug.

4. Drop shipments to the installation site, and timed deliveries, are available on larger shipments (full truckloads or slightly less) at no additional charge. Drop shipments or timed deliveries for smaller shipments may not be available, or if available will require a surcharge. Deliveries on an after hours basis, or on weekends, or any other special requirements, may be subject to a surcharge. Location and contact information, and the requested time of delivery, is required at least one week prior to the acknowledged shipment date. If this information is not provided one week in advance, or if the location or time of the drop shipment is changed less than one week in advance, a surcharge may be applied, and/or the drop shipment may not be scheduled. For deliveries requested Monday to Thursday after 5:00 pm, please apply a surcharge of \$262/shipment. For deliveries requested Monday to Friday before 7:00 am, please apply a surcharge of \$262/shipment. For deliveries requested Friday (after 3:00 pm) or weekends, please apply a surcharge of \$525/shipment. (local times).

5. For all deliveries - whether to the Customer location or drop shipment - any circumstances that result in the delay of our carrier (including unsuitable receiving facilities, or facilities not open or available), service charges will be applied at the rate of \$125/hour. Where re-delivery is necessary because of these circumstances, the full cost of re-delivery will be charged. If Less Than Truck Load is delivering, one hour is allocated to unload. Any additional time required to unload after the first hour is \$125/hour. If a Truck Load is delivering the order, three hours is allocated to unload. Any additional time required to unload is \$125/hour. Direct deliveries to site for large orders are possible, (must exceed \$60,000 net), and accommodate 48 - 53' trailers. Krug is responsible for delivery to the approved delivery address. If an address change is required, this must be authorized by Krug 5 business days prior to ship date. Any additional delivery costs incurred after this time will be charged to the customer.

Product Strength and Durability Testing

All Krug products have been thoroughly tested, and exceed the testing requirements of ANSI/BIFMA seating standard. Specific test results and documentation are available on request.



Installation Support

For assistance please contact Technical Support at 1-888-578-5784 x216 or e-mail installationhelp@krug.ca and you will be directed to the appropriate installation support person.

Damaged Shipments

All Krug product is well engineered, carefully inspected, and expertly loaded onto our trucks at our Distribution Center. If you receive any damaged freight, we ask that you do not refuse the shipment. Krug is not responsible for damage to goods that occurs in transit or

storage. It is the purchaser and/or receiver's responsibility to examine the goods upon receipt and to notify Krug of any damages, overages or shortages. Any discrepancies should be noted on the Bill of Lading. The delivering carrier will not accept responsibility for shortages or damages if signed "clear". Notification of concealed damage claims must be made to Krug Distribution within 5 days of delivery, along with digital pictures if available. All product and packaging must be available for inspection. Krug liability ceases after 5 business days and Krug will not be responsible for concealed damages if shipments are left unopened. Krug is not responsible for the condition of product that is stored or installed in an environment where temperature and humidity are not controlled.

Field Product Report Authorization

Krug's written authorization, in the form of an FPR number, must be obtained prior to incurring charges of any kind if Krug is expected to pay these charges. This includes authorization for returns, field repairs and replacements, post field repairs, installation and delivery charges. Krug reserves the right to have its representative inspect product related to any request for such authorizations, prior to that authorization being provided. Deductions from invoices paid for any charges to Krug, without prior written authorization in the form of an FPR, will not be accepted. Digital photographs may be required to complete the FPR process.

Returns

No merchandise may be returned without Krug's prior written consent. In the event of an authorized return, a Field Product Report (FPR) number will be issued, and a restocking charge will apply. Return transportation charges must be prepaid. Unauthorized returns will not be accepted and will be returned freight collect. All merchandise being returned must be properly packaged in its original or comparable replacement packaging to ensure protection of the product during handling and transportation. Returns on orders duplicated by the customer must be received in their original packaging to be accepted. Product being returned where Krug has authorized its liability for replacement or repair will be thoroughly inspected on its return, and the results compared to the reason for the return stated on the FPR. Any discrepancies, such as additional damage, signs of usage, missing parts, etc., will result in an adjustment to the amount of credit issued.

Custom Capabilities

Over 15% of our orders involve some type of custom work, and we invite our customers to make use of our extensive capabilities.

These include:

- 1) Dimensional customization of standard size products
- 2) Custom finishes
- 3) For larger orders, completely custom-designed products, as well as non-standard wood species can be specified.

Custom orders may require additional production lead times. Contact Engineering at the e-mail address engquotes@krug.ca.

Care and Maintenance Leather

Leather is a natural product and requires very little care during use. Most stains can be removed with a clean dry cloth. For stubborn spots and stains, use a mild non-detergent cleaner, rinse well and let air dry naturally. Do not use saddle soap, cleaning solvents, furniture polish, oils, varnish, abrasive cleaners, soaps or ammonia waters.

Fabric Upholstery

Professional upholstery cleaning is recommended.


Flammability Standards for Krug Textiles - Upholstery Program

- Passes State of California Technical Bulletin CAL 117-2013

Krug Textiles - Stocked Fabric Program

Grade 1

ARLO



308 MIDNIGHT



306 PETROL



908 CHARCOAL



93 SEAL



601 PEARL



84 NUTMEG



62 OATMEAL



90 LIMESTONE

FRANKLIN



47 CAMEL



3009 MIDNIGHT



67 FAWN




97 CINDER



94 METAL



909 BLACK



9004 CHARCOAL




308 PETROL



108 ORCHID

COMRADE



309 MIDNIGHT



84 TEAK



63 LINEN



24 ALPINE



905 IRON



601 SNOW



57 MARIGOLD



31 DUCK EGG

FELICITY



601 IVORY



305 SKY



603 TAUPE



93 COAL



405 HENNA



64 PUTTY



62 FAWN




36 BLUEBERRY

KRUG TEXTILES - UPHOLSTERY FABRICS

Krug Textiles - Stocked Fabric Program

Grade 2


GRADDY



YATES



MCCOY



ORIS




Krug Textiles - Stocked Fabric Program

Grade 3


MORITZ




205 SPEARMINT



61 OYSTER




306 CADET




104 MULBERRY



31 AEGEAN



9008 CHARCOAL




82 CLAY



304 CAPRI

LORENZO



306 INDIGO



24 ALPINE




64 LINEN



91 FLANNEL




32 MIST



601 CREAM



106 HENNA



604 STUCCO

BISCOTTI



302 CAPRI



45 SPICE



61 DESERT



91 GRANITE

INTRIGUE



601 OYSTER




27 OLIVE



4003 OCHRE



908 CHARCOAL



3009 MIDNIGHT



805 PECAN



608 STUCCO



605 STRAW


KRUG TEXTILES - UPHOLSTERY FABRICS

Krug Textiles - Faux Leather Program - Grade 2



Krug Textiles - Leather Program - Grade 8

Please contact Customer Service for specific information on leathers, available colors and lead times.



Krug Textiles - Cut fabric NET price per yard

| | |
|---------|------|
| Grade 1 | \$22 |
| Grade 2 | \$34 |
| Grade 3 | \$46 |

LATEX FREE

Krug products are made with latex-free materials to prevent the allergic reaction that latex causes in some people.

CUSTOMER'S OWN MATERIAL - C.O.M.

Customer's Own Material (COM/COL)

COM/COL must be received three weeks prior to the acknowledged ship date. Orders with COM/COL not received by the required deadline will be delayed. A description of the upholstery cover, including supplier name, pattern name, upholstery cover name and color number must be included with the purchase order.

COM/COL testing requires 3 business days and samples are to be directed to Customer Service. The customer has the option of providing the sample COM/COL before, at time of order, or once the sample COM/COL is received. If the customer does not send a sample for approval in advance of sending actual material, Krug will not be responsible for the cost of any upholstery cover or other material that it determines to be unsuitable for the product or our process.

When the COM/COL upholstery cover is received at Krug, it must be clearly identified with the upholstery cover name and color, and tagged with name of the Krug customer and purchase order number. Krug will inspect all COM/COL upholstery covers when received to determine if it will be suitable for upholstery. Where Krug feels that the upholstery cover or leather specified will compromise the quality or integrity of our products, customers will be contacted to direct these concerns. Further, Krug reserves the right to refuse to accept and use any COM upholstery covers or leathers that will compromise our products in any way that is unacceptable to Krug. Krug cannot assume responsibility for the durability or tailoring quality of customer's own material.

Yardage specified in this price guide is approximate. In the case of multiple product orders, multiply the number of items by the COM yardage specified to determine upholstery cover required, unless otherwise indicated. Additional yardage may be needed if the material is less than 54" wide, or patterned or striped and requires matching. All COMs are cut "up the roll" unless otherwise stated by the customer and after approval by Krug. Krug will not be responsible for directional or positional problems with its application of COM material, unless it has been provided with explicit instructions by the customer. Special instructions should be sent to Krug Customer Service, including a sample (or photocopy) of the upholstery cover. Krug is not responsible for instructions sent with the upholstery cover rolls, or for the method of upholstery if no instructions have been provided.


Price increases and freight charges to COM/COL acquired on the customer's behalf will be passed onto the customer.

Application of Directional Upholstery cover

Some COM upholstery covers will be considered directional by Krug even though they are not considered directional by the supplier. All COMs are automatically cut "up the roll" unless otherwise stated by the customer (please see below).



Standard-Cut
"up the roll"



Non-Standard-Cut
across the roll "railroad"

COM/COL Shipping Procedures

For seating COM/COL upholstery covers, please send upholstery covers to:

Krug Inc.
111 Ahrens Street
Kitchener, Ontario
Canada N2H 4C2

Attention: RECEIVER

COM/COL orders cannot be scheduled into production until the upholstery cover has arrived and inspection is complete.

All packages must be clearly marked

"For Customs Clearance by Willson International Custom Brokers".

According to the North American Free Trade Agreement (NAFTA), goods shipped between the United States and Canada can qualify for exemption from all duties, or for a reduction in duties, if the goods can be proven to originate in either the United States, Canada or Mexico.

Canada Customs requires that a NAFTA Certificate of Origin and a Commercial Invoice be completed and sent with the upholstery cover shipment. The Commercial Invoice must clearly state the description of the upholstery cover, the selling price, the make-up or content, and the purchaser. The absence of these two documents will delay the shipments at the U.S./Canada border, thereby potentially delaying the customer order. If the total value of the shipment is less than \$1200 U.S., Customs will accept a Low Value Statement of Origin in place of the NAFTA Certificate of Origin. The Low Value Statement must be signed by a representative of the exporting company. This statement may either be included on the commercial invoice or attached to the invoice. Krug is happy to answer any questions or concerns about COM/COL shipping procedures and the required documents.

CAL 133 & Moisture Barrier

California Technical Bulletin 133 is a flammability test for seating. Krug offers a compliance method which, in combination with non-flammable upholstery covers, may enable the products to meet certification requirements for this test. This process at the same time also provides the products with a Moisture Barrier - a treatment that helps to prevent the passage of liquids and moisture to inside of upholstered components - thereby conferring sanitary and anti-infection benefits. So when CAL 133 is specified, the product also automatically has a Moisture Barrier, and when a Moisture Barrier is specified, the product also features the compliance method and low flammability features of CAL 133.

The application of this upcharge and the compliance method does not mean that the specific configuration of product and upholstery cover are tested and officially certified as being CAL 133 compliant. If official certification is required, Krug will provide this (through an independent certified testing laboratory) at a charge of \$917 per item, plus the cost of the product to be tested. Lead time for certification testing is typically 4-8 weeks. Krug assumes no responsibility for the testing of our products in combination with upholstery covers, or for the results of any testing conducted. Some specific configurations of product and upholstery have already been tested. Please contact Customer Service for additional information.

C.O.L. Yardage

To calculate C.O.L. yardage required, please use the following conversions based on COM yardage: Leather must be ordered in square footage.

- 17 square feet in a yard
- Approx. 3 yards in a hide
- Approx. 51 square feet in a hide
- Please use grade 3 pricing for COL

Upholstery Cover Yardage Calculation

To calculate yardage required for COM and other non-standard upholstery cover orders, please contact Krug Customer Service at 1.888.578.5784. Unless otherwise stated, upholstery cover rolls are assumed to be a minimum 54" wide. Please use the guide below to calculate the percentage of extra upholstery cover required to cover large repeats. The repeat is calculated by adding both the vertical and horizontal measurements together and then referring to the chart below for extra yardage required.

| | | 2"-14" | 15"-19" | 20"-27" | 28"-36" |
|--------|-------|--------|---------|---------|---------|
| FABRIC | Plain | Repeat | Repeat | Repeat | Repeat |
| 54 | 0% | 10% | 15% | 20% | 25% |
| 53-50 | 16% | 20% | 25% | 30% | 35% |
| 48 | 16% | 25% | 30% | 35% | 40% |
| 45 | 40% | 50% | 55% | 60% | 65% |
| 36 | 50% | 60% | 65% | 70% | 75% |

GRADED-IN UPHOLSTERY PROGRAMS

Krug has partnered with several textile brands to grade in their offerings, designed to provide a wide range of upholstery selections for our seating products.

Upholstery pricing and availability is subject to change without notice. We grade this upholstery according to the pricing of the fabric suppliers - when their pricing changes, the Krug grade may change.

When placing an order, a Krug customer must specify the complete upholstery number, along with the appropriate Krug model number and finish. Krug will supply the complete product at the prices listed. Orders specifying graded-in upholstery cannot be cancelled once the upholstery has been ordered.

Upholstery Grades

To determine the price of a product for graded-in upholstery, use the reference lists located on Krug's website under - Products - Textiles, to view the upholstery grade (1-9). Krug is not responsible for the discontinuation of this upholstery. Please contact Customer Service for information on upholstery not listed.

When two upholstery selections are specified for use on seating, the higher grade upholstery price will apply to the order.

High Performance upholstery; Polyurethane, Vinyl or Crypton, is particularly suitable for healthcare and other intensive-use environments.

Upholstery Samples

If you require additional samples or memos for presentation, please contact fabric supplier directly.

Flammability Standards

- Tunnel Test Surface Ratings Class A rating
- Class 1 UFAC
- Passes State of California Technical Bulletin 117-Section E

Please contact fabric supplier directly for further flammability information pertaining to specific upholstery.

Special Conditions

Acknowledgments will give the estimated delivery date of the finished product. Some upholstery is imported, and availability may affect estimated delivery time. For large projects, please contact fabric supplier directly for availability of yardage.

KRUGEXPRESS PROGRAM

PROGRAM DETAILS

KrugExpress orders are ready to ship by the date acknowledged. Delivery and shipping schedules may result in actual shipping of orders at a later date. Statutory holidays and scheduled factory vacations may add to acknowledged lead times of *KrugExpress* orders. Unless otherwise specified on the order, the customer's standard method of shipping Krug products will be utilized.

Available factory capacity for *KrugExpress* is filled by orders received on a "first come, first serve" basis. If the normal *KrugExpress* lead time is not available for your order because available capacity has been filled, you will be immediately advised of the earliest available ready-to-ship date. Please consult your Customer Service representative in advance if you wish to confirm the specific lead time availability for a *KrugExpress* order.

Orders must be received by midnight of a given day for that day to be considered the official day the order is received. Order lead times are acknowledged from the date the order is received, but not including the date the order is received.

KrugExpress orders must be "clean" when received in order to be considered officially received on a given day, and lead times will be acknowledged from the date orders are determined to be "clean". Changes to *KrugExpress* orders are not allowed under any circumstances.

Orders for product on *KrugExpress* must clearly state: "*KrugExpress*".

COM and graded-in upholstery is available on Krug Express. Orders are scheduled on Krug Express, and given the best available date, when the upholstery is received at Krug. Some conditions apply.

SEATING PROGRAM

Orders for seating products on the *KrugExpress* program may be subject to quantity maximums. Please contact Krug Customer Service for more information.

Quantity maximums are dependent upon available capacity, in order to insure that we ship all orders on time.

Please note that the CAL 133 option is not available on *KrugExpress*.

WOOD FINISHES

Standard wood finishes are:

Finishes on Beech

Appalachian Cherry
American Cherry
Imperial Cherry
Light Cherry
Medium Cherry
Natural Cherry
Sable Cherry
Standard Cherry
Light Oak
Harvest Oak
Mahogany
Mellow Oak
Espresso
Cordovan Walnut
Natural Walnut
Regular Walnut
SilverGrey on Walnut
Dark Walnut
Clear Beech
Medium Anigre

PALETTE

Palette finishes available for applicable products.

Black
White
Soft Green
Steel Blue
Slate

WOOD FINISHES TO MATCH STANDARD LAMINATES

Willow on Beech
Copper on Beech
Shiraz Cherry on Beech
Park Avenue Walnut on Beech
Chocolate on Beech
Nutmeg on Beech
Portobello on Beech
Ash on Beech
Dune on Maple

NATURAL CHARACTERISTICS OF WOOD

Wood is a natural product with inherent color variations that will never be fully mitigated by the finishing process. Please anticipate variation in colors within a single unit, from piece to piece, and from Krug wood finish samples. If a very close match is required, a sample must be provided with the order and an upcharge will apply. Exact color matches are not possible.

Custom Wood Finishes

Add 10% list to your order for special finishes, minimum upcharge is \$600 list per finish per order. (For example, on all orders up to \$6000 list, an upcharge of \$600 will apply, on orders \$6000 and up add 10% list to your order.)

Special finish upcharges on seating products are calculated on a grade 1 value. For orders with special finishes, a sample that is a minimum 3" by 3" must be received with the order. Special finishes may add additional lead time to production schedules. Since wood is a natural product, some variations in grain, color and stain acceptance will occur. In our finishing processes, we try to minimize variations, but some variation between samples and finished goods should be anticipated.

Dual Finishes

Add 10% list per item if specifying dual finish.

Standard Wood Finishes

No upcharge will be applied when specifying a finish available as standard on one species onto maple seating and occasional tables. Clear finishes are not available on other species since they are a clear finish on top of the natural veneer color.

FAERON | FINISHES

METAL FINISHES



Silver Metallic



Brushed Nickel

URETHANE COLOR OPTIONS



Taupe



Grey




Black


SOLID SURFACE PROGRAM

The Solid Surface option provides an enhanced durability, protection and cleanability. It is available in 8 standard colors and is replaceable if it becomes damaged or degraded. See individual products for list upcharge chart.

GROUP GRADE A - WHITE



Glacier White




Cameo White

GROUP GRADE A - COLOR




Bisque

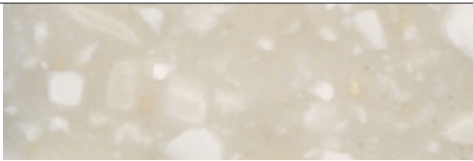


Linen

GROUP GRADE B



Antarctica

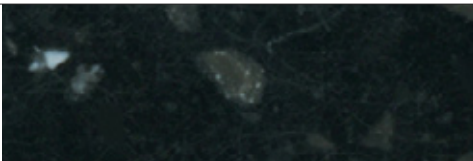


Savannah

GROUP GRADE C



Dove



Deep Night Sky



All products are air emissions certified and are available as FSC® certified

krug

solutions@krug.ca | www.krug.ca | 1.888.578.KRUG