

FAERON
Price and Specification Guide
CANADA



FAERON | TABLE OF CONTENTS

FAERON WOOD | GUEST BACK

- 2 Faeron LEED Credit Summary
- 3 Faeron Features
- 4 Faeron Options
- 5 Faeron Dimensions & COM Requirements
- 6 Faeron Guest Pricing

FAERON METAL | GUEST BACK

- 8 Faeron LEED Credit Summary
- 9 Faeron Features
- 10 Faeron Options
- 11 Faeron Dimensions & COM Requirements
- 12 Faeron Guest Pricing

FAERON WOOD | PATIENT BACK

- 14 Faeron LEED Credit Summary
- 15 Faeron Dimensions, COM Requirements & Option Upcharges
- 16 Faeron Patient Pricing

FAERON METAL | PATIENT BACK

- 18 Faeron LEED Credit Summary
- 19 Faeron Dimensions & COM Requirements
- 20 Faeron Patient Pricing

FAERON WOOD | MULTIPLE GUEST & PATIENT SEATING

- 22 Faeron Multiple Seating Instructions
- 24 Faeron Dimensions & COM Requirements Pre-Configured Units
- 25 Faeron Multiple Seating Pre-Configured Units Pricing
- 27 Faeron Dimensions & COM Requirements Start, Center & End
- 28 Faeron Multiple Seating Start, Center & End Units Pricing
- 31 Faeron Freespan Dimensions & COM Requirements
- 32 Faeron Freespan Multiple Seating Pricing

FAERON METAL | MULTIPLE GUEST & PATIENT SEATING

- 36 Faeron Dimensions & COM Requirements Pre-Configured Units
- 37 Faeron Multiple Seating Pre-Configured Units Pricing
- 39 Faeron Dimensions & COM Requirements Start, Center & End
- 40 Faeron Multiple Seating Start, Center & End Units Pricing
- 46 Faeron Freespan Dimensions & COM Requirements
- 47 Faeron Freespan Multiple Seating Pricing

FAERON WOOD | EASY ACCESS SEATING

- 51 Faeron LEED Credit Summary
- 52 Faeron Dimensions, COM Requirements & Option Upcharges
- 53 Faeron Easy Access Chair Pricing

FAERON METAL | EASY ACCESS SEATING

- 54 Faeron LEED Credit Summary
- 55 Faeron Dimensions, COM Requirements & Option Upcharges
- 56 Faeron Easy Access Chair Pricing

FAERON WOOD | LOUNGE

- 57 Faeron LEED Credit Summary
- 58 Faeron Dimensions, COM Requirements & Option Upcharges
- 59 Faeron Lounge Features & Options
- 60 Faeron Lounge Pricing

FAERON METAL | LOUNGE

- 66 Faeron LEED Credit Summary
- 67 Faeron Dimensions, COM Requirements & Option Upcharges
- 68 Faeron Lounge Features & Options
- 69 Faeron Lounge Pricing

FAERON UPHOLSTERED | LOUNGE

- 79 Faeron Upholstered Lounge
- 80 Faeron Upholstered High Back Lounge
- 81 Faeron Upholstered Wing Back Lounge

FAERON WOOD | TABLES

- 82 Faeron LEED Credit Summary
- 84 Faeron Linking Tables
- 85 Faeron Free Standing Tables

FAERON METAL | TABLES

- 86 Faeron LEED Credit Summary
- 87 Faeron Linking Tables
- 88 Faeron Free Standing Tables

GENERAL INFORMATION

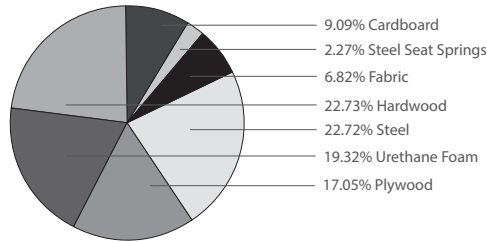
- 89 Terms & Conditions
- 89 Warranty
- 91 KRUG Textiles - Upholstery Fabrics
- 93 KRUG Textiles - Leather & Faux Leather
- 95 Customer's Own Material (COM/COL)
- 95 CAL 133 & Moisture Barrier
- 96 Graded-In Upholstery Programs
- 96 *KRUGEXPRESS* Program
- 97 Wood Finishes
- 97 Standard Laminates
- 98 Metal Finishes
- 98 Urethane Color Options
- 98 Solid Surface Program

FAERON WOOD | ENVIRONMENTAL SUMMARY

LEED CI CREDITS



MATERIAL CONTENT:



PRE-CONSUMER
RECYCLED CONTENT = 6.25%

POST-CONSUMER
RECYCLED CONTENT = 13.64%

Up to 31.82% of this Faeron product is recyclable at the end of its useful life.

CONTRIBUTES TO		
CREDIT 2.1 - 2.2	Construction Waste Management	1-2 point(s)
CREDIT 3.3	Resource Reuse	1 point
CREDIT 4.1	Recycled Content	1 point
CREDIT 4.5	Low Emitting Materials, Systems & Seating	1 point
CREDIT 5.1	Regional Materials*	1 point
CREDIT 7	Certified Wood (MUST BE REQUESTED)	1 point(s)

*This credit is only applicable if in total 20% of the combined value of the procurement of construction materials and in the furniture are manufactured within a radius of 500 miles. This credit will apply if the installation of the finished product occurs within 500 miles of Kitchener, Ontario.

level® CERTIFICATION, AIR EMISSIONS AND FSC® CERTIFICATION



level® CERTIFICATION

BIFMA's e3 Furniture Sustainability Standard is a voluntary, multi-attribute standard that measures the degree of sustainability of furniture. This standard evaluates product and company environmental attributes and compliance systems in a wide range of elements which include Materials, Energy & Atmosphere, Human & Ecosystem Health and Social Responsibility. Faeron products have earned level®, BIFMA's sustainability certification program for furniture, certification through third-party verification against the e3 standard.

AIR-EMISSIONS

All Faeron products are supplied with air-emissions certified. Contact customer service for information.



FSC®

In 2005, Krug received Forest Stewardship Council® (FSC®) Chain-of-Custody certification for our manufacturing facilities. The FSC® Chain-of-Custody tracks certified wood from seedling to final sale. It verifies that the material for our FSC® certified products only come from well-managed, FSC®-certified forests and other controlled sources. FSC® is dedicated to the promotion of responsible forest management worldwide helping to take care of forests for future generations. Faeron and other Krug products can be specified with FSC® Certification. Contact customer service for further information, pricing and lead times.



Architects, designers, and building professionals can specify FSC®-certified products in order to achieve a point from the U.S. Green Building Council's Leadership in Energy and Environmental Design (LEED) Rating System.

FAERON WOOD | GUEST, PATIENT, MULTIPLE & EASY ACCESS FEATURES



CLEAN OUT

All Faeron seating models have a built-in clean out feature: a space at the back of the seat that allows dirt, debris and liquid to fall to the floor for easy clean up and maintenance - designed so that it does not detract from the comfort or appearance of the product.



FLEX BACK

The ergonomically designed back has been designed with a slight flexing action, to enhance the level of long-term sitting comfort, and provide greater ease of egress.



WALL SAVER

The angle of the back and the rear legs are designed to keep the back away from the wall, to prevent wear and damage to both the chairs and to the walls of the facility.



STEEL SEAT FRAME

Steel seat frames are joined to other components with hardened steel bolts and inserts, ensuring exceptional durability and strength. In addition they ease re-configurability and on-site replacement of damaged or degraded components.



SEAT COMFORT

Seats feature a spring suspension across the entire model range for exceptional comfort while high grade foam provides superior support and longevity.



PLUS UPGRADE

Faeron 30" and 44" models feature Plus Upgrade. Plus Upgraded seating has been engineered to support higher weight capacities, accommodating a wider variety of users.



GLIDES

Faeron's Beech wood legs feature non-marring glides.

FINISH DURABILITY

The Krug's finish, a proprietary catalyzed varnish formulation, has been repeatedly shown, through independent laboratory testing, to be the industry leader in durability and abrasion resistance. The Krug finish looks better longer than competitors, and is uniquely suited to the demands of healthcare environments.

LATEX FREE

Krug products are made with latex-free materials to prevent the allergic reaction that latex causes in some people.

REPLACEABLE COMPONENTS

Faeron chairs are uniquely designed to allow virtually all major components to be field replaced, providing a very cost effective means to significantly extend the life of the product. Seats, backs, frames are field replaceable. Pricing and model numbers can be viewed online at www.krug.ca.

CUSTOM CAPABILITIES

Modifications in dimension, seat and back shape or thickness, and other modifications are possible with Krug's capability to customize for specific requirements and needs. We can also provide custom finishes.

WEIGHT CAPACITIES

Faeron weight capacities are as follows:

Guest & Patient Chairs (21" & 24") - 500 lbs

Plus Chairs (30" & 44") - 750 lbs

Easy Access Chairs - 500 lbs

Multiple Seating & Pre-configured - 500 lbs per seat

2-Seat Freespan - 625 lbs per unit


3-Seat Freespan - 750 lbs per unit

FAERON WOOD | GUEST, PATIENT, MULTIPLE & EASY ACCESS OPTIONS




ARM PANELS

Panel arms are available in semi and fully closed styles for optimum design flexibility.



URETHANE ARM CAP

The optional Urethane Arm Cap provides enhanced durability and protection for the arms. This is field replaceable if this becomes damaged or degraded and is available in three colors; Black, Grey and Taupe.




SOLID SURFACE ARM CAP

The optional Solid Surface Arm Cap provides enhanced durability, protection and cleanability for the arms. This is field replaceable if this becomes damaged or degraded and is available in 8 standard colors.



SOLID SURFACE ARM FRAME

The optional Solid Surface Arm provides a fully seamless armrest for enhanced durability, protection and cleanability. It is available in 8 standard colors and replaceable as a full side frame if it becomes damaged or degraded.



COMBINATION UPHOLSTERY OPTION

When combination upholstery is specified with fabric of the same grade or COM, an upcharge for dual fabrics is **\$32 list** per unit and **\$61 list** per unit for three fabrics will be applied. When graded in combination upholstery is selected, use the highest grade upholstery selected or to obtain a quote for blended grading contact Customer Service (please provide the fabrics specified and location of where each fabric is to be applied on the product).



KINETIC BACK OPTION

Provides the chair back with a very pleasant and comfortable rocking motion, which can significantly enhance long-term sitting for patients and guests alike. The durable spring-loaded mechanism provides a range of motion of 20 degrees, and can be field-installed or replaced. It's available on any Faeron Guest or Patient chair back with the exception of the Plus styles (30" and 44").



CLEANABLE UNDER-SEAT SPLASHGUARD

All Faeron seating models are available with a plastic moisture barrier that covers and encloses the underside of the seat (while still allowing air transfer and ventilation in and out of the seat cushion). The Splashguard significantly enhances the germ resistance properties of the product, by enclosing the part of the chair that can be most susceptible to infection-causing pathogens. The Splashguard is a smooth, easy to clean surface, either while on the chair or when removed, and is also field replaceable.

GANGING

All Faeron freestanding Guest/Patient chairs can be ganged using a ganging bracket. The powder coated metal bracket is fastened to the inside face of each side frame. Ganging Brackets are available for an upcharge of **\$50 list** per chair.

REMOVABLE COVERS

Faeron chairs (all sizes) are available with removable seat and back covers. Replacement seat and back covers can be quickly installed on Faeron products that were originally ordered with the Removeable cover option. Replacement seat and back covers can also be installed on Faeron products that were not originally ordered with the removable cover option, with some simple staple removal on the original seats and backs

MOISTURE BARRIER & CAL 133

California Technical Bulletin 133 is a flammability test for seating. Krug offers a compliance method, in combination with non-flammable upholstery covers, may enable products to meet certification requirements for this test. This process at the same time also provides the products with a Moisture Barrier - a treatment that helps to prevent the passage of liquids and moisture to inside of the upholstered components - thereby conferring sanitary and anti-infection benefits. So when CAL 133 is specified, the product also automatically has a Moisture Barrier, and when a Moisture Barrier is specified, the product also features the compliance method and low flammability features of CAL 133.

The application of this up-charge and the compliance method does not mean that the specific configuration of product and upholstery cover are tested and officially certified as being CAL133 compliant. If the official certification is required, Krug will provide this (through an independent certified testing laboratory) at a charge of \$874 per item, plus the cost of the product to be tested. Lead time for certification testing is typically 4-8 weeks. Krug assumes no responsibility for the testing of our products in combination with upholstery covers, or for the results of any testing conducted. Some specific configurations of products and upholstery have already been tested. Please contact Customer Service for additional information.

FAERON WOOD | GUEST, DIMENSIONS & COM REQUIREMENTS

DIMENSIONS

	Overall Width	Overall Depth	Overall Height	Seat Height	Height of Arms from Floor	Width Between Arms	Seat Depth	Shipping Weight	Cube
21" Seat	25.0	26.3	34.5	19.0	25.0	21	19.5	44	14
24" Seat	28.0	26.3	34.5	19.0	25.0	24	19.5	48	19
30" Seat	34.0	26.3	34.5	19.0	25.0	30	19.5	54	20
44" Seat	48.0	26.3	34.5	19.0	25.0	44	19.5	71	28

COM- YARDAGE REQUIREMENTS

	COM Yardage Seat & Back	COM Yardage Seats Only	COM Yardage Back Only	COM Yardage Closed Arm Panel
21" & 24" - One Chair	1.6	0.9	1.4	0.8
30" - One Chair	2.3	0.9	1.4	0.8
44" - One Chair	2.9	1.5	1.6	0.8

Note: Some vinyls, leathers & upholsteries are not suitable for application on Faeron seating.
The approval process is as follows:
1. A sample of the COM must be provided to Krug Customer Service prior to or at the time of order.
2. The sample will be reviewed and the customer advised if the fabric is unsuitable.
3. The COM fabric or leather will be inspected when received at the factory, to identify any further concerns with its suitability.

COMBINATION UPHOLSTERY OPTION

When combination upholstery is specified with fabric of the same grade or COM, an upcharge for dual fabrics is **\$32 list** per unit and **\$61 list** per unit for three fabrics will be applied. When graded in combination upholstery is selected, use the highest grade upholstery selected or to obtain a quote for blended grading contact Customer Service (please provide the fabrics specified and location of where each fabric is to be applied on the product).





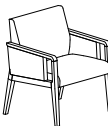

WEIGHT CAPACITIES

Faeron weight capacities are as follows:
Guest Chairs (21" & 24") - 500 lbs
Guest Plus Chairs (30" & 44") - 750 lbs

Faeron Option Upcharges	\$ List		\$ List
CAL 133 & Moisture Barrier (per yard)	61	Solid Surface Arm Cap (per pair) - Gr A White	347
Ganging Bracket	56	Solid Surface Arm Cap (per pair) - Gr A Color	359
Kinetic Back (not available for 30" & 44")	115	Solid Surface Arm Cap (per pair) - Gr B	378
21" & 24" Under-seat Splashguard	56	Solid Surface Arm Cap (per pair) - Gr C	391
30" Under-seat Splashguard	69	Solid Surface Arm (per pair) - Gr A White	546
44" Under-seat Splashguard	87	Solid Surface Arm (per pair) - Gr A Color	570
Removeable Seat Cover	86	Solid Surface Arm (per pair) - Gr B	615
Removable Back Cover	56	Solid Surface Arm (per pair) - Gr C	646
Urethane Arm Cap (per pair)	132		

See page 98 for color selection.

FAERON WOOD | GUEST




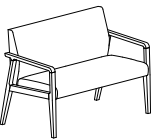


DESCRIPTION/MODEL	Species	COM		COL	FABRIC GRADES				LEATHER	
		1	2		4	5	6	7	8	9
 21" Open Arm FAE2-G21ONC	Beech Palette	1198	1247	1294	1391	1486	1584	1681	1777	1968
 21" Semi Closed Arm FAE2-G21SNC	Beech Palette	1631	1703	1774	1920	2064	2209	2355	2499	2789
 21" Closed Arm FAE2-G21CNC	Beech Palette	1642	1716	1789	1934	2079	2221	2368	2512	2802
 24" Open Arm FAE2-G24ONC	Beech Palette	1284	1333	1382	1479	1575	1670	1768	1863	2058
 24" Semi Closed Arm FAE2-G24SNC	Beech Palette	1717	1790	1861	2007	2150	2296	2441	2586	2874
 24" Closed Arm FAE2-G24CNC	Beech Palette	1730	1802	1874	2019	2164	2307	2455	2598	2888

ORDERING NOTES: Faeron chairs can be specified with Urethane Arm Caps (UC), Solid Surface Arm Caps (SC) or Solid Surface Arm (SA), replace "NC" in the model number with the **Arm Style** selection below and add the upcharge listed on [page 5](#). See page 98 for color selection.

PRODUCT CODE KEY

Line	Series	Chair Type	Size	Arm Type	Arm Style
FAE Faeron	2 Chair	G Guest Seating	21	O Open Arm	NC No Cap
			24	S Semi Closed Arm	UC Urethane Cap
			30	C Closed Arm	SC Solid Surface Cap
			44		SA Solid Surface Arm

FAERON WOOD | GUEST

DESCRIPTION/MODEL	Species	COM		COL	FABRIC GRADES				LEATHER	
		1	2		4	5	6	7	8	9
 30" Open Arm FAE2-G30ONC	Beech Palette	1465	1535	1605	1744	1882	2020	2159	2298	2577
 30" Semi Closed Arm FAE2-G30SNC	Beech Palette	1897	1990	2085	2272	2459	2646	2831	3019	3394
 30" Closed Arm FAE2-G30CNC	Beech Palette	1911	2005	2097	2284	2471	2659	2845	3034	3408
 44" Open Arm FAE2-G44ONC	Beech Palette	1800	1887	1975	2149	2325	2500	2674	2850	3199
 44" Semi Closed Arm FAE2-G44SNC	Beech Palette	2232	2344	2457	2679	2902	3124	3348	3570	4019
 44" Closed Arm FAE2-G44CNC	Beech Palette	2245	2357	2468	2693	2914	3138	3362	3584	4033

ORDERING NOTES: Faeron chairs can be specified with Urethane Arm Caps (UC), Solid Surface Arm Caps (SC) or Solid Surface Arm (SA), replace “NC” in the model number with the **Arm Style** selection below and add the upcharge listed on **Page 5**. See **Pages 98** for color selection.

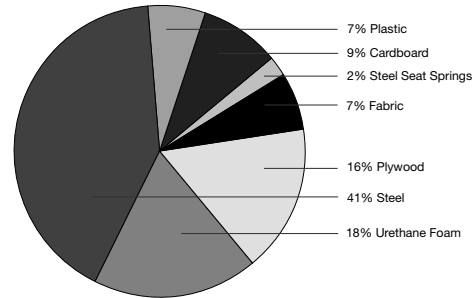
PRODUCT CODE KEY					
Line	Series	Chair Type	Size	Arm Type	Arm Style
<div>FAE</div> Faeron	<div>2</div> Chair	<div>G</div> Guest Seating	<div>21</div>	<div>O</div> Open Arm	<div>NC</div> No Cap
			<div>24</div>	<div>S</div> Semi Closed Arm	<div>UC</div> Urethane Cap
			<div>30</div>	<div>C</div> Closed Arm	<div>SC</div> Solid Surface Cap
			<div>44</div>		<div>SA</div> Solid Surface Arm

FAERON METAL | ENVIRONMENTAL SUMMARY

LEED CI CREDITS



MATERIAL CONTENT:



PRE-CONSUMER
RECYCLED CONTENT = 10.87 %

POST-CONSUMER
RECYCLED CONTENT = 17.48%

Up to 50% of this Faeron Metal product is recyclable at the end of its useful life.

CONTRIBUTES TO

CREDIT 2.1 - 2.2	Construction Waste Management	1-2 point(s)
CREDIT 3.3	Resource Reuse	1 point
CREDIT 4.1	Recycled Content	1 point
CREDIT 4.2	Recycled Content	1 point
CREDIT 4.5	Low Emitting Materials, Systems & Seating	1 point
CREDIT 5.1	Regional Materials*	1 point
CREDIT 7	Certified Wood (MUST BE REQUESTED)	1 point(s)

*This credit is only applicable if in total 20% of the combined value of the procurement of construction materials and in the furniture are manufactured within a radius of 500 miles. This credit will apply if the installation of the finished product occurs within 500 miles of Kitchener, Ontario.

level® CERTIFICATION, AIR EMISSIONS AND FSC® CERTIFICATION



level® CERTIFICATION

BIFMA's e3 Furniture Sustainability Standard is a voluntary, multi-attribute standard that measures the degree of sustainability of furniture. This standard evaluates product and company environmental attributes and compliance systems in a wide range of elements which include Materials, Energy & Atmosphere, Human & Ecosystem Health and Social Responsibility. Faeron products have earned level®, BIFMA's sustainability certification program for furniture, certification through third-party verification against the e3 standard.

AIR-EMISSIONS

All Faeron products are supplied with air-emissions certified. Contact customer service for information.



FSC®

In 2005, Krug received Forest Stewardship Council® (FSC®) Chain-of-Custody certification for our manufacturing facilities. The FSC® Chain-of-Custody tracks certified wood from seedling to final sale. It verifies that the material for our FSC® certified products only come from well-managed, FSC®-certified forests and other controlled sources. FSC® is dedicated to the promotion of responsible forest management worldwide helping to take care of forests for future generations. Faeron and other Krug products can be specified with FSC® Certification. Contact customer service for further information, pricing and lead times.



Architects, designers, and building professionals can specify FSC®-certified products in order to achieve a point from the U.S. Green Building Council's Leadership in Energy and Environmental Design (LEED) Rating System.

FAERON METAL | GUEST, PATIENT, MULTIPLE & EASY ACCESS FEATURES



CLEAN OUT

All Faeron Metal seating models have a built-in clean out feature: a space at the back of the seat that allows dirt, debris and liquid to fall to the floor for easy clean up and maintenance - designed so that it does not detract from the comfort or appearance of the product.



FLEX BACK

The ergonomically designed back has been designed with a slight flexing action, to enhance the level of long-term sitting comfort, and provide greater ease of egress.



WALL SAVER

The angle of the back and the rear legs are designed to keep the back away from the wall, to prevent wear and damage to both the chairs and to the walls of the facility.




STEEL SEAT FRAME

Steel seat frames are joined to other components with hardened steel bolts and inserts, ensuring exceptional durability and strength. The seats feature a spring system that substantially enhances comfort and extends product life cycle. Seats are removable, and field replaceable.



SEAT COMFORT

Seats feature a spring suspension for exceptional comfort while high grade foam provides superior support and longevity.



POLYMER ARM

Faeron arms are durable, comfortable, and long lasting. They are made with injected polymer that is a solid color throughout the arm and are available in three color options: Black, Grey and Taupe.

METAL FINISHES

Faeron Metal chairs are available in two metal finishes; Silver Metallic and Brushed Nickel.

FINISH DURABILITY

The Krug's finish, a proprietary catalyzed varnish formulation, has been repeatedly shown, through independent laboratory testing, to be the industry leader in durability and abrasion resistance. The Krug finish looks better longer and is especially suited to the demands of healthcare environments.

LATEX FREE

Krug products are made with latex-free materials to prevent the allergic reaction that latex causes in some people.

REPLACEABLE COMPONENTS

Faeron Metal chairs are uniquely designed to allow virtually all major components to be field replaced, providing a very cost effective means to significantly extend the life of the product. Seats, backs, frames are field replaceable. Pricing and model numbers can be viewed online at www.krug.ca.

CUSTOM CAPABILITIES

Modifications in dimension, seat and back shape or thickness, and other modifications are possible with Krug's capability to customize for specific requirements and needs. We can also provide custom finishes.

WEIGHT CAPACITIES

Faeron Metal weight capacities are as follows:

Guest & Patient Chairs (21" & 24") - 500 lbs

Plus Chairs (30" & 44") - 750 lbs

Easy Access Chairs - 500 lbs

Multiple Seating & Pre-configured - 500 lbs per seat

2-Seat Freespan - 625 lbs per unit

3-Seat Freespan - 750 lbs per unit

PLUS UPGRADE

Faeron 30" and 44" models feature Plus Upgrade. Plus Upgraded seating has been engineered to support higher weight capacities, accommodating a wider variety of users.

FAERON METAL | GUEST, PATIENT, MULTIPLE & EASY ACCESS OPTIONS



ARM PANEL

Upholstered arm panels are available in both semi- and fully-closed styles, and are field replaceable if damaged.



SOLID SURFACE ARM

The optional Solid Surface Arm provides a fully seamless armrest for enhanced durability, protection and cleanliness. It is available in 8 standard Corian colors, and custom colors (at an upcharge). Arms are replaceable as a full side frame if they become damaged or degraded.



WOOD ARM

Wood arms are solid Beech and available in standard and custom finishes. Krug's wood finish is a proprietary high-durability formulation that has been shown to be an industry leader in abrasion resistance. Arms can be replaced if they do become damaged or degraded.



COMBINATION UPHOLSTERY OPTION

When combination upholstery is specified with fabric of the same grade or COM, an upcharge for dual fabrics is **\$32 list** per unit and **\$61 list** per unit for three fabrics will be applied. When graded in combination upholstery is selected, use the highest grade upholstery selected or to obtain a quote for blended grading contact Customer Service (please provide the fabrics specified and location of where each fabric is to be applied on the product).



KINETIC BACK OPTION

The optional Kinetic Back provides the chair back with a very pleasant and comfortable rocking motion, which can significantly enhance long-term sitting for patients and guests alike. The durable spring-loaded mechanism provides a range of motion of 20 degrees, and can be field-installed or replaced. It's available on any Faeron Guest or Patient chair back with the exception of the Plus styles (30" and 44").



CLEANABLE UNDER-SEAT SPLASHGUARD

All Faeron Metal seating models are available with a plastic moisture barrier that covers and encloses the underside of the seat (while still allowing air transfer and ventilation in and out of the seat cushion). The Splashguard significantly enhances the anti-microbial and germ resistance properties of the product, by enclosing the part of the chair that can be most susceptible to infection-causing pathogens. The Splashguard is a smooth, easy to clean surface, either while on the chair or when removed, and is also field replaceable.



REMOVABLE COVERS

Faeron Metal chairs (all sizes) are available with removable seat and back covers. Replacement seat and back covers can be quickly installed on Faeron products that were originally ordered with the Removeable cover option. Replacement seat and back covers can also be installed on Faeron products that were not originally ordered with the removeable cover option, with some simple staple removal on the original seats and backs.

METAL FINISH OPTIONS

Silver Metallic frames are available with an anti-microbial finish for an upcharge of **\$61 list** per arm frame pair or table. Additional Frame Finishes, which include anti-microbial finish, are available for an upcharge of **\$61 list** per arm frame pair or table. Available colors are: White, Parchment, Sand, Taupe, Warm Grey, Cool Grey or Black. For all metal finishes other than Silver Metallic Standard, there is a minimum order quantity of 30 units per color. Upcharges for order quantities less than 30 units per color or custom metal finishes, please contact Customer Service to obtain a quote.

MOISTURE BARRIER & CAL 133

California Technical Bulletin 133 is a flammability test for seating. Krug offers a compliance method, in combination with non-flammable upholstery covers, may enable products to meet certification requirements for this test. This process at the same time also provides the products with a Moisture Barrier - a treatment that helps to prevent the passage of liquids and moisture to inside of the upholstered components - thereby conferring sanitary and anti-infection benefits. So when CAL 133 is specified, the product also automatically has a Moisture Barrier, and when a Moisture Barrier is specified, the product also features the compliance method and low flammability features of CAL 133.

The application of this up-charge and the compliance method does not mean that the specific configuration of product and upholstery cover are tested and officially certified as being CAL133 compliant. If the official certification is required, Krug will provide this (through an independent certified testing laboratory) at a charge of \$833 per item, plus the cost of the product to be tested. Lead time for certification testing is typically 4-8 weeks. Krug assumes no responsibility for the testing of our products in combination with upholstery covers, or for the results of any testing conducted. Some specific configurations of products and upholstery have already been tested. Please contact Customer Service for additional information.

GANGING

All Faeron Metal freestanding Guest/Patient chairs can be ganged using a ganging bracket. The powder coated metal bracket is fastened to the inside face of each side frame. Ganging Brackets are available for an upcharge of **\$56 list** per chair.

FAERON METAL | GUEST

DIMENSIONS

	Overall Width	Overall Depth	Overall Height	Seat Height	Height of Arms from Floor	Width Between Arms	Seat Depth	Shipping Weight	Cube
21" Seat	25.0	26.3	34.5	19.0	25.0	21	19.5	56	14
24" Seat	28.0	26.3	34.5	19.0	25.0	24	19.5	60	19
30" Seat	34.0	26.3	34.5	19.0	25.0	30	19.5	66	20
44" Seat	48.0	26.3	34.5	19.0	25.0	44	19.5	83	28

COM- YARDAGE REQUIREMENTS

	COM Yardage Seat & Back	COM Yardage Seats Only	COM Yardage Back Only	COM Yardage Closed Arm Panel
21" & 24" - One Chair	1.6	0.9	1.4	0.96
30" - One Chair	2.3	0.9	1.4	0.96
44" - One Chair	2.9	1.5	1.6	0.96

ORDERING NOTES:

The approval process is as follows:

1. A sample of the COM must be provided to Krug Customer Service prior to or at the time of order.
 2. The sample will be reviewed and the customer advised if the fabric is unsuitable.
 3. The COM fabric or leather will be inspected when received at the factory, to identify any further concerns with its suitability.
- Note: Some vinyls, leathers & upholsteries are not suitable for application on Faeron Metal seating.

A drawing showing the configuration of the multiple seating and tables is required with each purchase order.

COMBINATION UPHOLSTERY OPTION

When combination upholstery is specified with fabric of the same grade or COM, an upcharge for dual fabrics is **\$32 list** per unit and **\$61 list** per unit for three fabrics will be applied. When graded in combination upholstery is selected, use the highest grade upholstery selected or to obtain a quote for blended grading contact Customer Service (please provide the fabrics specified and location of where each fabric is to be applied on the product).

Faeron Option Upcharges	\$ List		\$ List
CAL 133 & Moisture Barrier (per yard)	61	Solid Surface Arm (per pair) - Gr A White	546
Ganging Bracket	56	Solid Surface Arm (per pair) - Gr A Color	570
Kinetic Back (not available for Plus)	115	Solid Surface Arm (per pair) - Gr B	615
21" & 24" Under-seat Splashguard	56	Solid Surface Arm (per pair) - Gr C	646
30" Under-seat Splashguard	69	Beech/Palette Wood Arm (per pair)	205
44" Under-seat Splashguard	87	See Page 98 for color selection.	
Removeable Seat Cover	86		
Removable Back Cover	56		
Non-Marring Glides	16		

WEIGHT CAPACITIES

Faeron Metal weight capacities are as follows:







Guest Chairs (21" & 24") - 500 lbs

Plus Chairs (30" & 44") - 750 lbs

FEATURES:

For a complete list of features see [Page 9](#).

FAERON METAL | GUEST

DESCRIPTION/MODEL	COM		COL	FABRIC GRADES				LEATHER	
	1	2		4	5	6	7	8	9
	21" Open Polymer Arm, Silver Metallic Frame FAE2M-G21OPAS		1073 1118	1164	1256	1348	1440	1534	1624 1808
	21" Open Polymer Arm, Brushed Nickel Frame FAE2M-G21OPAN		1278 1324	1369	1462	1554	1646	1737	1830 2013
	21" Semi Closed Polymer Arm, Silver Metallic Frame FAE2M-G21SPAS		1484 1554	1622	1760	1897	2035	2174	2313 2588
	21" Semi Closed Polymer Arm, Brushed Nickel Frame FAE2M-G21SPAN		1689 1758	1827	1965	2104	2241	2379	2516 2794
	21" Closed Polymer Arm, Silver Metallic Frame FAE2M-G21CPAS		1496 1565	1634	1773	1911	2047	2187	2324 2600
	21" Closed Polymer Arm, Brushed Nickel Frame FAE2M-G21CPAN		1703 1770	1839	1979	2115	2254	2391	2530 2806
	24" Open Polymer Arm, Silver Metallic Frame FAE2M-G24OPAS		1156 1202	1248	1339	1433	1522	1615	1707 1891
	24" Open Polymer Arm, Brushed Nickel Frame FAE2M-G24OPAN		1361 1408	1454	1543	1636	1729	1820	1912 2094
	24" Semi Closed Polymer Arm, Silver Metallic Frame FAE2M-G24SPAS		1566 1635	1705	1843	1981	2117	2257	2394 2671
	24" Semi Closed Polymer Arm, Brushed Nickel Frame FAE2M-G24SPAN		1772 1840	1909	2047	2186	2322	2462	2599 2874
	24" Closed Polymer Arm, Silver Metallic Frame FAE2M-G24CPAS		1580 1648	1717	1855	1992	2131	2270	2407 2683
	24" Closed Polymer Arm, Brushed Nickel Frame FAE2M-G24CPAN		1783 1853	1921	2061	2198	2336	2473	2612 2888

ORDERING NOTES:

Faeron Metal chairs can also be specified with a Wood Arm (WA) or a Solid Surface Arm (SA), replace "PA" in the model number with the **Arm Style** selection below and add the upcharge listed. See [Page 98](#) for color selection.

Arm Style Option Upcharges




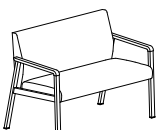
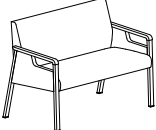
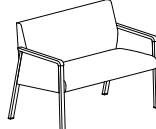
\$ List

Solid Surface Arm (per pair) - Gr A White	546
Solid Surface Arm (per pair) - Gr A Color	570
Solid Surface Arm (per pair) - Gr B	615
Solid Surface Arm (per pair) - Gr C	646
Beech/Palette Wood Arm (per pair)	205

PRODUCT CODE KEY

Line	Series	Chair Type	Size	Arm Type	Arm Style	Metal Finish
<div>FAE</div> Faeron	<div>2M</div> Chair	<div>G</div> Guest Seating	<div>21</div>	<div>O</div> Open Arm	<div>PA</div> Polymer Arm	<div>S</div> Silver Metallic
			<div>24</div>	<div>S</div> Semi Closed Arm	<div>WA</div> Wood Arm	<div>N</div> Brushed Nickel
			<div>30</div>	<div>C</div> Closed Arm	<div>SA</div> Solid Surface Arm	
			<div>44</div>			

FAERON METAL | GUEST

DESCRIPTION/MODEL	COM		COL	FABRIC GRADES			LEATHER		
	1	2		4	5	6	7	8	9
	30" Open Polymer Arm, Silver Metallic Frame FAE2M-G30OPAS		1328 1393	1460	1591	1724	1857	1988	2121 2386
	30" Open Polymer Arm, Brushed Nickel Frame FAE2M-G30OPAN		1534 1598	1664	1796	1930	2062	2193	2325 2590
	30" Semi Closed Polymer Arm, Silver Metallic Frame FAE2M-G30SPAS		1739 1829	1917	2094	2273	2452	2630	2808 3164
	30" Semi Closed Polymer Arm, Brushed Nickel Frame FAE2M-G30SPAN		1944 2033	2122	2300	2479	2657	2836	3013 3369
	30" Closed Polymer Arm, Silver Metallic Frame FAE2M-G30CPAS		1752 1840	1930	2108	2285	2464	2641	2821 3178
	30" Closed Polymer Arm, Brushed Nickel Frame FAE2M-G30CPAN		1958 2045	2134	2314	2490	2670	2846	3026 3383
	44" Open Polymer Arm, Silver Metallic Frame FAE2M-G44OPAS		1647 1730	1814	1980	2147	2314	2481	2647 2980
	44" Open Polymer Arm, Brushed Nickel Frame FAE2M-G44OPAN		1852 1935	2018	2185	2353	2517	2684	2852 3184
	44" Semi Closed Polymer Arm, Silver Metallic Frame FAE2M-G44SPAS		2059 2164	2271	2484	2696	2909	3121	3333 3760
	44" Semi Closed Polymer Arm, Brushed Nickel Frame FAE2M-G44SPAN		2263 2369	2474	2688	2900	3113	3325	3538 3964
	44" Closed Polymer Arm, Silver Metallic Frame FAE2M-G44CPAS		2070 2177	2283	2495	2709	2921	3134	3346 3772
	44" Closed Polymer Arm, Brushed Nickel Frame FAE2M-G44CPAN		2275 2383	2488	2700	2913	3125	3339	3551 3978

ORDERING NOTES: Faeron Metal chairs can also be specified with a Wood Arm (WA) or a Solid Surface Arm (SA), replace "PA" in the model number with the Arm Style selection below and add the upcharge listed. See page 98 for color selection.	Arm Style Option Upcharges		\$ List
	Solid Surface Arm (per pair) - Gr A White		546
	Solid Surface Arm (per pair) - Gr A Color		570
	Solid Surface Arm (per pair) - Gr B		615
	Solid Surface Arm (per pair) - Gr C		646
	Beech/Palette Wood Arm (per pair)		205

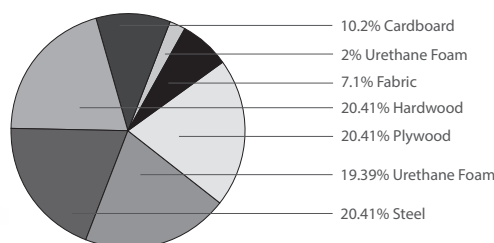
Line	Series	Chair Type	Size	Arm Type	Arm Style	Metal Finish
<div>FAE</div> Faeron	<div>2M</div> Chair	<div>G</div> Guest Seating	<div>21</div>	<div>O</div> Open Arm	<div>PA</div> Polymer Arm	<div>S</div> Silver Metallic
			<div>24</div>	<div>S</div> Semi Closed Arm	<div>WA</div> Wood Arm	<div>N</div> Brushed Nickel
			<div>30</div>	<div>C</div> Closed Arm	<div>SA</div> Solid Surface Arm	
			<div>44</div>			

FAERON WOOD | ENVIRONMENTAL SUMMARY

LEED CI CREDITS



MATERIAL CONTENT:



PRE-CONSUMER
RECYCLED CONTENT = 5.61%

POST-CONSUMER
RECYCLED CONTENT = 14.18%

Up to 33.61% of this Faeron product is recyclable at the end of its useful life.

CONTRIBUTES TO		
CREDIT 2.1 - 2.2	Construction Waste Management	1-2 point(s)
CREDIT 3.3	Resource Reuse	1 point
CREDIT 4.1	Recycled Content	1 point
CREDIT 4.5	Low Emitting Materials, Systems & Seating	1 point
CREDIT 5.1	Regional Materials*	1 point
CREDIT 7	Certified Wood (MUST BE REQUESTED)	1 point(s)

*This credit is only applicable if in total 20% of the combined value of the procurement of construction materials and in the furniture are manufactured within a radius of 500 miles. This credit will apply if the installation of the finished product occurs within 500 miles of Kitchener, Ontario.

level® CERTIFICATION, AIR EMISSIONS AND FSC® CERTIFICATION



level® CERTIFICATION

BIFMA's e3 Furniture Sustainability Standard is a voluntary, multi-attribute standard that measures the degree of sustainability of furniture. This standard evaluates product and company environmental attributes and compliance systems in a wide range of elements which include Materials, Energy & Atmosphere, Human & Ecosystem Health and Social Responsibility. Faeron products have earned level®, BIFMA's sustainability certification program for furniture, certification through third-party verification against the e3 standard.

AIR-EMISSIONS

All Faeron products are supplied with air-emissions certified. Contact customer service for information.



FSC®

In 2005, Krug received Forest Stewardship Council® (FSC®) Chain-of-Custody certification for our manufacturing facilities. The FSC® Chain-of-Custody tracks certified wood from seedling to final sale. It verifies that the material for our FSC® certified products only come from well-managed, FSC®-certified forests and other controlled sources. FSC® is dedicated to the promotion of responsible forest management worldwide helping to take care of forests for future generations. Faeron and other Krug products can be specified with FSC® Certification. Contact customer service for further information, pricing and lead times.



Architects, designers, and building professionals can specify FSC®-certified products in order to achieve a point from the U.S. Green Building Council's Leadership in Energy and Environmental Design (LEED) Rating System.

FAERON WOOD | PATIENT

DIMENSIONS & COM REQUIREMENTS

	Overall Width	Overall Depth	Overall Height	Seat Height	Height of Arms from Floor	Width Between Arms	Seat Depth	Shipping Weight	Cubes
21" Seat	25.0	26.3	45.0	19.0	25	21	19.5	49	17
24" Seat	28.0	26.3	45.0	19.0	25	24	19.5	53	22
30" Seat	34.0	26.3	45.0	19.0	25	30	19.5	64	28

COM - YARDAGE REQUIREMENTS

	COM Yardage Seats & Backs Only	COM Yardage Seat Only	COM Yardage Back Only	COM Yardage Closed Arm Panel
21" & 24" - One Chair	2.0	0.9	2.0	0.8
30" Plus - One Chair	3.0	0.9	2.0	0.8

Note: Some vinyls, leathers & upholsteries are not suitable for application on Faeron seating.

The approval process is as follows:

1. A sample of the COM must be provided to Krug Customer Service prior to or at the time of order.
2. The sample will be reviewed and the customer advised if the fabric is unsuitable.
3. The COM fabric or leather will be inspected when received at the factory, to identify any further concerns with its suitability.

Faeron Guest Option Upcharges	\$ List		\$ List
CAL 133 & Moisture Barrier (per yard)	61	Solid Surface Arm Cap (per pair) - Gr A White	347
Ganging Bracket	56	Solid Surface Arm Cap (per pair) - Gr A Color	359
Kinetic Back (not available for Plus)	115	Solid Surface Arm Cap (per pair) - Gr B	378
21" & 24" Under-seat Splashguard	56	Solid Surface Arm Cap (per pair) - Gr C	391
30" Under-seat Splashguard	69	Solid Surface Arm (per pair) - Gr A White	546
Removeable Seat Cover	86	Solid Surface Arm (per pair) - Gr A Color	570
Removable Back Cover	56	Solid Surface Arm (per pair) - Gr B	615
Urethane Arm Cap (per pair)	132	Solid Surface Arm (per pair) - Gr C	646

See [page 98](#) for color selection.

COMBINATION UPHOLSTERY OPTION

When combination upholstery is specified with fabric of the same grade or COM, an upcharge for dual fabrics is **\$32 list** per unit and **\$61 list** per unit for three fabrics will be applied. When graded in combination upholstery is selected, use the highest grade upholstery selected or to obtain a quote for blended grading contact Customer Service (please provide the fabrics specified and location of where each fabric is to be applied on the product).

WEIGHT CAPACITIES

Faeron weight capacities are as follows:







Patient Chairs (21" & 24") - 500 lbs

Plus Chair (30") - 750 lbs

FEATURES:

For a complete list of features see [Page 9](#).

FAERON WOOD | PATIENT


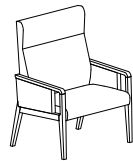

DESCRIPTION/MODEL	Species	COM		COL	FABRIC GRADES			LEATHER		
		1	2		4	5	6	7	8	9
 21" Open Arm FAE2-P21ONC	Beech Palette	1256	1318	1378	1498	1619	1740	1861	1982	2222
 21" Semi Closed Arm FAE2-P21SNC	Beech Palette	1689	1773	1859	2029	2195	2365	2534	2702	3040
 21" Closed Arm FAE2-P21CNC	Beech Palette	1703	1786	1872	2041	2209	2378	2546	2716	3055
 24" Open Arm FAE2-P24ONC	Beech Palette	1329	1390	1450	1569	1692	1812	1934	2055	2296
 24" Semi Closed Arm FAE2-P24SNC	Beech Palette	1761	1846	1932	2100	2270	2438	2608	2775	3113
 24" Closed Arm FAE2-P24CNC	Beech Palette	1774	1860	1943	2113	2282	2449	2618	2789	3127

ORDERING NOTES: Faeron chairs can be specified with Urethane Arm Caps (UC), Solid Surface Arm Caps (SC) or Solid Surface Arm (SA), replace "NC" in the model number with the **Arm Style** selection below and add the upcharge listed on **Page 15**. See **page 98** for color selection.

PRODUCT CODE KEY

Line	Series	Chair Type	Size	Arm Type	Arm Style
<div>FAE</div> <div>Faeron</div>	<div>2</div> <div>Chair</div>	<div>P</div> <div>Patient Seating</div>	<div>21</div>	<div>O</div> <div>Open Arm</div>	<div>NC</div> <div>No Cap</div>
			<div>24</div>	<div>S</div> <div>Semi Closed Arm</div>	<div>UC</div> <div>Urethane Cap</div>
			<div>30</div>	<div>C</div> <div>Closed Arm</div>	<div>SC</div> <div>Solid Surface Cap</div>
					<div>SA</div> <div>Solid Surface Arm</div>

FAERON WOOD | PATIENT

DESCRIPTION/MODEL	Species	COM		COL	FABRIC GRADES				LEATHER	
		1	2		4	5	6	7	8	9
 30" Open Arm FAE2-P30ONC	Beech Palette	1537	1627	1718	1899	2081	2261	2442	2623	2986
 30" Semi Closed Arm FAE2-P30SNC	Beech Palette	1967	2085	2198	2428	2657	2886	3115	3346	3804
 30" Closed Arm FAE2-P30CNC	Beech Palette	1982	2097	2212	2441	2670	2899	3130	3360	3817

ORDERING NOTES: Faeron chairs can be specified with Urethane Arm Caps (UC), Solid Surface Arm Caps (SC) or Solid Surface Arm (SA), replace “NC” in the model number with the **Arm Style** selection below and add the upcharge listed on **Page 15**. See **page 98** for color selection.

PRODUCT CODE KEY

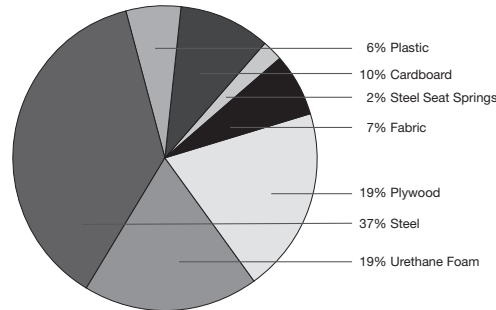
Line	Series	Chair Type	Size	Arm Type	Arm Style
<div>FAE</div> Faeron	<div>2</div> Chair	<div>P</div> Patient Seating	<div>21</div>	<div>O</div> Open Arm	<div>NC</div> No Cap
			<div>24</div>	<div>S</div> Semi Closed Arm	<div>UC</div> Urethane Cap
			<div>30</div>	<div>C</div> Closed Arm	<div>SC</div> Solid Surface Cap
					<div>SA</div> Solid Surface Arm

FAERON METAL | ENVIRONMENTAL SUMMARY

LEED CI CREDITS



MATERIAL CONTENT:



PRE-CONSUMER
RECYCLED CONTENT = 9.80%

POST-CONSUMER
RECYCLED CONTENT = 17.63%

Up to 47.06% of this Faeron Metal product is recyclable at the end of its useful life.

CONTRIBUTES TO

CREDIT 2.1 - 2.2	Construction Waste Management	1-2 point(s)
CREDIT 3.3	Resource Reuse	1 point
CREDIT 4.1	Recycled Content	1 point
CREDIT 4.2	Recycled Content	1 point
CREDIT 4.5	Low Emitting Materials, Systems & Seating	1 point
CREDIT 5.1	Regional Materials*	1 point
CREDIT 7	Certified Wood (MUST BE REQUESTED)	1 point(s)

*This credit is only applicable if in total 20% of the combined value of the procurement of construction materials and in the furniture are manufactured within a radius of 500 miles. This credit will apply if the installation of the finished product occurs within 500 miles of Kitchener, Ontario.

level® CERTIFICATION, AIR EMISSIONS AND FSC® CERTIFICATION



level® CERTIFICATION

BIFMA's e3 Furniture Sustainability Standard is a voluntary, multi-attribute standard that measures the degree of sustainability of furniture. This standard evaluates product and company environmental attributes and compliance systems in a wide range of elements which include Materials, Energy & Atmosphere, Human & Ecosystem Health and Social Responsibility. Faeron products have earned level®, BIFMA's sustainability certification program for furniture, certification through third-party verification against the e3 standard.

AIR-EMISSIONS

All Faeron products are supplied with air-emissions certified. Contact customer service for information.



FSC®

In 2005, Krug received Forest Stewardship Council® (FSC®) Chain-of-Custody certification for our manufacturing facilities. The FSC® Chain-of-Custody tracks certified wood from seedling to final sale. It verifies that the material for our FSC® certified products only come from well-managed, FSC®-certified forests and other controlled sources. FSC® is dedicated to the promotion of responsible forest management worldwide helping to take care of forests for future generations. Faeron and other Krug products can be specified with FSC® Certification. Contact customer service for further information, pricing and lead times.



Architects, designers, and building professionals can specify FSC®-certified products in order to achieve a point from the US. Green Building Council's Leadership in Energy and Environmental Design (LEED) Rating System.

FAERON METAL | PATIENT

DIMENSIONS & COM REQUIREMENTS

	Overall Width	Overall Depth	Overall Height	Seat Height	Height of Arms from Floor	Width Between Arms	Seat Depth	Shipping Weight	Cubes
21" Seat	25.0	26.3	45.0	19.0	25	21	19.5	61	17
24" Seat	28.0	26.3	45.0	19.0	25	24	19.5	65	22
30" Seat	34.0	26.3	45.0	19.0	25	30	19.5	76	28

COM - YARDAGE REQUIREMENTS

	COM Yardage Seats & Backs Only	COM Yardage Seat Only	COM Yardage Back Only	COM Yardage Closed Arm Panel
21" & 24" - One Chair	2.0	0.9	2.0	0.96
30" Plus - One Chair	3.0	0.9	2.0	0.96

ORDERING NOTES:

The approval process is as follows:

1. A sample of the COM must be provided to Krug Customer Service prior to or at the time of order.
2. The sample will be reviewed and the customer advised if the fabric is unsuitable.
3. The COM fabric or leather will be inspected when received at the factory, to identify any further concerns with its suitability.

Note: Some vinyls, leathers & upholsteries are not suitable for application on Faeron Metal seating.

A drawing showing the configuration of the multiple seating and tables is required with each purchase order.

COMBINATION UPHOLSTERY OPTION

When combination upholstery is specified with fabric of the same grade or COM, an upcharge for dual fabrics is **\$32 list** per unit and **\$61 list** per unit for three fabrics will be applied. When graded in combination upholstery is selected, use the highest grade upholstery selected or to obtain a quote for blended grading contact Customer Service (please provide the fabrics specified and location of where each fabric is to be applied on the product).

Faeron Metal Option Upcharges	\$ List		\$ List
CAL 133 & Moisture Barrier (per yard)	61	Solid Surface Arm (per pair) - Gr A White	546
Ganging Bracket	56	Solid Surface Arm (per pair) - Gr A Color	570
Kinetic Back (not available for Plus)	115	Solid Surface Arm (per pair) - Gr B	615
21" & 24" Under-seat Splashguard	56	Solid Surface Arm (per pair) - Gr C	646
30" Under-seat Splashguard	69	Beech/Palette Wood Arm (per pair)	205
Removeable Seat Cover	86	See Page 98 for color selection.	
Removable Back Cover	56		
Non-Marring Glides	16		

WEIGHT CAPACITIES

Faeron Metal weight capacities are as follows:






Patient Chairs (21" & 24") - 500 lbs

Patient Plus Chair (30") - 750 lbs

FEATURES:

For a complete list of features see [page 9](#).

FAERON METAL | PATIENT

DESCRIPTION/MODEL	COM		COL	FABRIC GRADES				LEATHER	
	1	2		4	5	6	7	8	9
	21" Open Polymer Arm, Silver Metallic Frame FAE2M-P21OPAS		1244	1360	1474	1589	1705	1819	2049
	21" Open Polymer Arm, Brushed Nickel Frame FAE2M-P21OPAN		1449	1564	1680	1794	1909	2023	2255
	21" Semi Closed Polymer Arm, Silver Metallic Frame FAE2M-P21SPAS		1703	1863	2022	2185	2345	2506	2828
	21" Semi Closed Polymer Arm, Brushed Nickel Frame FAE2M-P21SPAN		1907	2067	2229	2389	2551	2711	3034
	21" Closed Polymer Arm, Silver Metallic Frame FAE2M-P21CPAS		1713	1875	2035	2197	2359	2517	2841
	21" Closed Polymer Arm, Brushed Nickel Frame FAE2M-P21CPAN		1919	2081	2241	2402	2563	2723	3045
	24" Open Polymer Arm, Silver Metallic Frame FAE2M-P24OPAS		1313	1428	1542	1659	1773	1888	2117
	24" Open Polymer Arm, Brushed Nickel Frame FAE2M-P24OPAN		1518	1633	1748	1863	1979	2092	2322
	24" Semi Closed Polymer Arm, Silver Metallic Frame FAE2M-P24SPAS		1770	1933	2092	2254	2415	2575	2896
	24" Semi Closed Polymer Arm, Brushed Nickel Frame FAE2M-P24SPAN		1975	2136	2298	2459	2618	2781	3102
	24" Closed Polymer Arm, Silver Metallic Frame FAE2M-P24CPAS		1782	1944	2106	2265	2427	2588	2910
	24" Closed Polymer Arm, Brushed Nickel Frame FAE2M-P24CPAN		1988	2149	2312	2470	2632	2794	3114

ORDERING NOTES:

Faeron Metal chairs can also be specified with a Wood Arm (WA) or a Solid Surface Arm (SA), replace "PA" in the model number with the **Arm Style** selection below and add the upcharge listed. See [page 98](#) for color selection.

Arm Style Option Upcharges



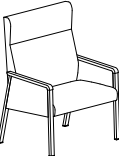
\$ List

Solid Surface Arm (per pair) - Gr A White	546
Solid Surface Arm (per pair) - Gr A Color	570
Solid Surface Arm (per pair) - Gr B	615
Solid Surface Arm (per pair) - Gr C	646
Beech/Palette Wood Arm (per pair)	205

PRODUCT CODE KEY

Line	Series	Chair Type	Size	Arm Type	Arm Style	Metal Finish
<div>FAE</div> <div>Faeron</div>	<div>2M</div> <div>Chair</div>	<div>P</div> <div>Patient Seating</div>	<div>21</div>	<div>O</div> <div>Open Arm</div>	<div>PA</div> <div>Polymer Arm</div>	<div>S</div> <div>Silver Metallic</div>
			<div>24</div>	<div>S</div> <div>Semi Closed Arm</div>	<div>WA</div> <div>Wood Arm</div>	<div>N</div> <div>Brushed Nickel</div>
			<div>30</div>	<div>C</div> <div>Closed Arm</div>	<div>SA</div> <div>Solid Surface Arm</div>	

FAERON METAL | PATIENT

DESCRIPTION/MODEL		COM		COL	FABRIC GRADES			LEATHER		
		1	2	3	4	5	6	7	8	9
	30" Open Polymer Arm, Silver Metallic Frame FAE2M-P30OPAS	1395	1482	1567	1740	1914	2086	2258	2431	2775
	30" Open Polymer Arm, Brushed Nickel Frame FAE2M-P30OPAN	1600	1687	1773	1945	2117	2291	2463	2636	2982
	30" Semi Closed Polymer Arm, Silver Metallic Frame FAE2M-P30SPAS	1807	1917	2025	2244	2462	2681	2899	3118	3555
	30" Semi Closed Polymer Arm, Brushed Nickel Frame FAE2M-P30SPAN	2012	2122	2231	2448	2667	2886	3105	3323	3760
	30" Closed Polymer Arm, Silver Metallic Frame FAE2M-P30CPAS	1819	1930	2038	2257	2473	2694	2912	3131	3566
	30" Closed Polymer Arm, Brushed Nickel Frame FAE2M-P30CPAN	2023	2134	2243	2462	2680	2898	3116	3336	3772

ORDERING NOTES:		Arm Style Option Upcharges	\$ List
Faeron Metal chairs can also be specified with a Wood Arm (WA) or a Solid Surface Arm (SA), replace “PA” in the model number with the Arm Style selection below and add the upcharge listed. See page 98 for color selection.		Solid Surface Arm (per pair) - Gr A White	546
		Solid Surface Arm (per pair) - Gr A Color	570
		Solid Surface Arm (per pair) - Gr B	615
		Solid Surface Arm (per pair) - Gr C	646
		Beech/Palette Wood Arm (per pair)	205

PRODUCT CODE KEY						
Line	Series	Chair Type	Size	Arm Type	Arm Style	Metal Finish
<div>FAE</div> Faeron	<div>2M</div> Chair	<div>P</div> Patient Seating	<div>21</div>	<div>O</div> Open Arm	<div>PA</div> Polymer Arm	<div>S</div> Silver Metallic
			<div>24</div>	<div>S</div> Semi Closed Arm	<div>WA</div> Wood Arm	<div>N</div> Brushed Nickel
			<div>30</div>	<div>C</div> Closed Arm	<div>SA</div> Solid Surface Arm	

FAERON WOOD | MULTIPLE SEATING INSTRUCTIONS

To aid you in the process of specifying and ordering Faeron Multiple Seating, we have compiled the following summary. It explains the three different types of Faeron Multiple Seating – (a) Pre-Configured, (b) Start, Center & End Units and (c) the Freespan Multiple Units – including the features and considerations of each type, to assist in selecting the one that best suits each application. It is a requirement for all Faeron Multiple Seating orders, a drawing or plan view layout must accompany the order, so that we can verify that the specification is correct.

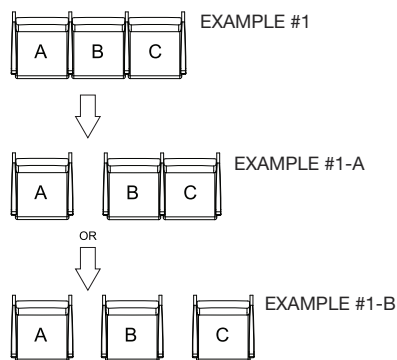
When building your multiple seating layout, please note that your order should start from left to right as you are facing the configuration.

Pre-Configured Multiple Units

Pre-Configured Multiple Units are designed to be used when you have seating configurations that are 2-3 chair units in size.

Considerations if choosing to use Pre-Configured Units:

- Linking tables can be joined to either end of a Pre-Configured Multiple Unit, but not in-between
- There are no limitations to the number of Pre-Configured Multiple units that can be ganged together with the Faeron Linking Tables
- Pre-Configured Multiple Units are not available in 30" or 44" plus widths
- Pre-Configured Multiple Units are not designed to work with other multiple seating (Start, Center, End Units or Freespan Units) unless a Faeron Linking Table or linking brackets are used in-between the different types of multiple seating.
- Pre-Configured Multiple Units are built from Start, Center and End Units and therefore, can be reconfigured to singular or two-seat units. However, you may have to purchase additional components (arms, etc...) to be able to do this. See line drawings below for possible configurations that can be made from taking apart the Pre-Configured Multiple Units.



*Please note:

Example #1-A requires an additional end unit arm for chair A, and a start unit arm for chair B.

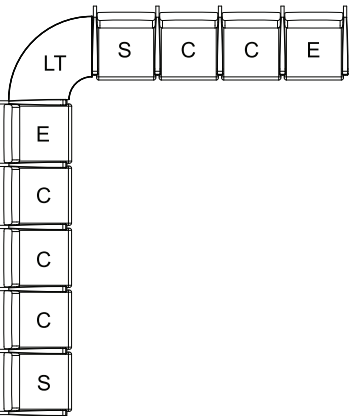
Example #1-B requires an additional end unit arm for chair A, a start and end unit arm for chair B, and a start unit arm for chair C.

Start, Center and End Multiple Seating Units

Start, Center and End Multiple Units are designed to be used when you have seating configurations that are greater than three chair units in size, and/or include 30" or 44" units. Also, before you start to build your multiple seating layout, please note that your order should start from left

FAERON WOOD | MULTIPLE SEATING INSTRUCTIONS

See below for sample configurations of when you would use Start, Center and End Multiple Units.



Freespan Multiple Units

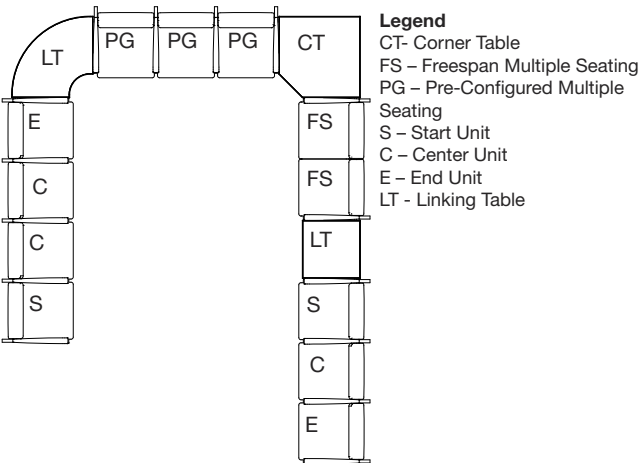
Freespan Multiple Units are designed to be used when you have seating configurations that are 2-3 chair units in size and a reduced number of legs are desirable. (see picture below).



Considerations if choosing to use Freespan Multiple Units:

- Freespan Multiple Units come with a choice of a pre-configured unit with or without a center arm
- The unit with the center arm increases the overall width of the unit by 1” per arm
- Linking tables can be joined to either side of a Freespan Multiple Unit, but not in-between
- There are no limitations to the number of Freespan Multiple units that can be ganged together with the Faeron Linking Tables or linking brackets.
- Freespan Multiple Units are not available in 30” or 44” plus widths
- Freespan Multiple Units are not designed to work with other multiple seating (Start, Center, End Units or Freespan Units) unless a Faeron Linking Table or linking brackets are used in-between the different types of multiple seating.

Below illustrates possible configurations when you could use all three types of Faeron Multiple Seating together.



For more information on how to specify Faeron Multiple Seating, please contact Customer Service directly at 1-888-578-5784.

FAERON WOOD | MULTIPLE SEATING - PRECONFIGURED UNITS

DIMENSIONS & COM REQUIREMENTS

	Overall Width	Overall Depth	Overall Height	Seat Height	Height of Arms from Floor	Width Between Arms	Seat Depth	Shipping Weight	Cube	COM Seat & Back Yardage	COM Fabric Seat Yardage	COM Fabric Back Yardage	COM Fabric Closed Arm Panel Yardage
PCG21X2	48.3	26.3	34.5	19.0	25.0	21	19.5	76	28	3.0	1.5	2.1	1.2
PCP21X2	48.3	26.3	45.0	19.0	25.0	21	19.5	86	38	3.8	1.5	3.0	1.2
PCG21X3	71.5	26.3	34.5	19.0	25.0	21	19.5	109	41	4.6	2.4	3.5	1.6
PCP21X3	71.5	26.3	45.0	19.0	25.0	21	19.5	124	56	5.8	2.4	5.0	1.6
PCG24X2	54.3	26.3	34.5	19.0	25.0	24	19.5	83	31	3.0	1.5	2.1	1.2
PCP24X2	54.3	26.3	45.0	19.0	25.0	24	19.5	93	43	3.8	1.5	3.0	1.2
PCG24X3	80.5	26.3	34.5	19.0	25.0	24	19.5	121	46	4.6	2.4	3.5	1.6
PCP24X3	80.5	26.3	45.0	19.0	25.0	24	19.5	136	63	5.8	2.4	5.0	1.6

COMBINATION UPHOLSTERY OPTION

When combination upholstery is specified with fabric of the same grade or COM, an upcharge for dual fabrics is **\$32 list** per unit and **\$61 list** per unit for three fabrics will be applied. When graded in combination upholstery is selected, use the highest grade upholstery selected or to obtain a quote for blended grading contact Customer Service (please provide the fabrics specified and location of where each fabric is to be applied on the product).

A drawing showing the configuration of the multiple seating and tables is required with each purchase order.

Note: Some vinyls, leathers & upholsteries are not suitable for application on Faeron seating. Please refer to **Page 95** for C.O.M approval process.

ORDERING NOTES: Faeron Multiple chairs can be specified with Solid Surface (SC) arm caps or Solid Surface arm (SA), replace "NC" in the model number with the **Arm Style** selection and add the upcharge listed below.

Faeron Option Upcharges	\$ List		\$ List		\$ List
CAL 133 & Moisture Barrier (per yard)	61	Solid Surface Arm Cap (each) - Gr A White	174	Solid Surface Arm Cap (pair) - Gr A White	347
Ganging Bracket	56	Solid Surface Arm Cap (each) - Gr A Color	179	Solid Surface Arm Cap (pair) - Gr A Color	359
Kinetic Back (not available for Plus)	115	Solid Surface Arm Cap (each) - Gr B	189	Solid Surface Arm Cap (pair) - Gr B	378
21" & 24" Under-seat Splashguard	56	Solid Surface Arm Cap (each) - Gr C	196	Solid Surface Arm Cap (pair) - Gr C	391
Removeable Seat Cover	86	Solid Surface Arm (each) - Gr A White	274	Solid Surface Arm (pair) - Gr A White	546
Removable Back Cover	56	Solid Surface Arm (each) - Gr A Color	285	Solid Surface Arm (pair) - Gr A Color	570
Urethane Arm Cap (each)	66	Solid Surface Arm (each) - Gr B	306	Solid Surface Arm (pair) - Gr B	615
		Solid Surface Arm (each) - Gr C	323	Solid Surface Arm (pair) - Gr C	646

See **page 98** for color selection.

NOTE: Option upcharges are per back/seat.

Patient backs are available on multiple units, please change the model number FAE2-PCG to FAE2-PCP, and add the following upcharges per back:

	Grade 1	Grade 2	Grade 3	Grade 4	Grade 5	Grade 6	Grade 7	Grade 8	Grade 9
21" Chairs	60	71	86	109	132	157	180	205	253
24" Chairs	65	78	90	114	138	162	186	210	259

FEATURES:

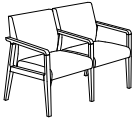
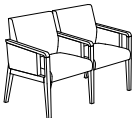



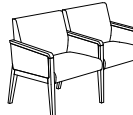
For a complete list of features see **Page 9**.

WEIGHT CAPACITIES

Faeron weight capacities are as follows:

Guest & Patient Chairs (21" & 24") - 500 lbs

FAERON WOOD | MULTIPLE SEATING - PRECONFIGURED UNITS

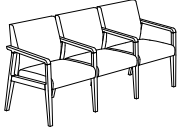
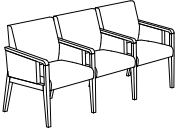
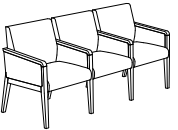
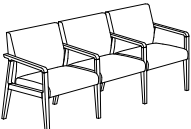
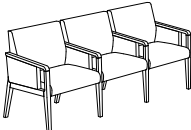
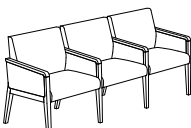
DESCRIPTION/MODEL	Species	COM		COL	FABRIC GRADES			LEATHER		
		1	2		4	5	6	7	8	9
	2 Seat - 21" Open Arm Pre-configured Unit, Guest Backs									
	FAE2-PCG21X2ONC Beech Palette	2097	2194	2292	2485	2677	2870	3063	3256	3641
	2 Seat - 21" Semi Closed Arm Pre-configured Unit, Guest Backs									
	FAE2-PCG21X2SNC Beech Palette	2774	2908	3039	3305	3570	3837	4103	4368	4898
	2 Seat - 21" Closed Arm Pre-configured Unit, Guest Backs									
	FAE2-PCG21X2CNC Beech Palette	2800	2934	3066	3331	3597	3864	4129	4394	4924
	2 Seat - 24" Open Arm Pre-configured Unit, Guest Backs									
	FAE2-PCG24X2ONC Beech Palette	2287	2383	2481	2672	2866	3058	3250	3445	3831
	2 Seat - 24" Semi Closed Arm Pre-configured Unit, Guest Backs									
	FAE2-PCG24X2SNC Beech Palette	2963	3094	3227	3492	3760	4023	4290	4557	5086
	2 Seat - 24" Closed Arm Pre-configured Unit, Guest Backs									
	FAE2-PCG24X2CNC Beech Palette	2988	3121	3253	3518	3786	4050	4316	4583	5112

ORDERING NOTES: Faeron chairs can be specified with Urethane Arm Caps (UC), Solid Surface Arm Caps (SC) or Solid Surface Arm (SA), replace "NC" in the model number with the **Arm Style** selection below and add the upcharge listed on **Page 24**. See **page 98** for color selection.

PRODUCT CODE KEY

Line	Series	Chair Type	Back Type	Size	Arm Type	Arm Style
FAE	2	PC	G	21X2	O	NC
Faeron	Chair	Pre-configured Multiple Unit	Guest		Open Arm	No Cap
			P	24X2	S	UC
			Patient		Semi Closed Arm	Urethane Cap
				21X3	C	SC
					Closed Arm	Solid Surface Cap
				24X3		SA
						Solid Surface Arm

FAERON WOOD | MULTIPLE SEATING - PRECONFIGURED UNITS

DESCRIPTION/MODEL	Species	COM		COL	FABRIC GRADES				LEATHER	
		1	2		4	5	6	7	8	9
	3 Seat - 21" Open Arm Pre-configured Unit, Guest Backs									
	FAE2-PCG21X3ONC	Beech Palette	2982	3127	3270	3561	3850	4140	4431	4720 5298
	3 Seat - 21" Semi Closed Arm Pre-configured Unit, Guest Backs									
	FAE2-PCG21X3SNC	Beech Palette	3902	4093	4289	4673	5062	5447	5833	6219 6993
	3 Seat - 21" Closed Arm Pre-configured Unit, Guest Backs									
	FAE2-PCG21X3CNC	Beech Palette	3942	4134	4328	4713	5100	5487	5872	6259 7032
	3 Seat - 24" Open Arm Pre-configured Unit, Guest Backs									
	FAE2-PCG24X3ONC	Beech Palette	3200	3295	3439	3731	4019	4310	4600	4890 5468
	3 Seat - 24" Semi Closed Arm Pre-configured Unit, Guest Backs									
	FAE2-PCG24X3SNC	Beech Palette	4122	4265	4458	4843	5232	5616	6003	6389 7162
	3 Seat - 24" Closed Arm Pre-configured Unit, Guest Backs									
	FAE2-PCG24X3CNC	Beech Palette	4162	4303	4497	4883	5269	5657	6042	6428 7201

ORDERING NOTES: Faeron chairs can be specified with Urethane Arm Caps (UC), Solid Surface Arm Caps (SC) or Solid Surface Arm (SA), replace "NC" in the model number with the **Arm Style** selection below and add the upcharge listed on **Page 24**. See **page 98** for color selection.

PRODUCT CODE KEY

Line	Series	Chair Type	Back Type	Size	Arm Type	Arm Style
FAE	2	UC	G	21X2	O	NC
Faeron	Chair	Pre-configured Multiple Unit	Guest		Open Arm	No Cap
			P	24X2	S	UC
			Patient		Semi Closed Arm	Urethane Cap
				21X3	C	SC
					Closed Arm	Solid Surface Cap
				24X3		SA
						Solid Surface Arm

FAERON WOOD | MULTIPLE SEATING - START, CENTER & END UNITS

DIMENSIONS & COM REQUIREMENTS

FAERON MULTIPLE START UNITS

	Overall Width	Overall Depth	Overall Height	Seat Height	Height of Arms from Floor	Width Between Arms	Seat Depth	Shipping Weight	Cube	COM Seat & Back Yardage	COM Fabric Seat Yardage	COM Fabric Back Yardage	COM Fabric Closed Arm Panel (Pair) Yardage
SG21	25	26.3	34.5	19	25	21	19.5	44	14	1.6	0.9	1.4	0.8
SP21	25	26.3	45	19	25	21	19.5	49	17	2.0	0.9	2.0	0.8
SG24	28	26.3	34.5	19	25	24	19.5	48	19	1.6	0.9	1.4	0.8
SP24	28	26.3	45	19	25	24	19.5	53	22	2.0	0.9	2.0	0.8
SG30	34	26.3	34.5	19	25	30	19.5	54	20	2.3	0.9	1.4	0.8
SP30	34	26.3	45	19	25	30	19.5	64	28	3.0	0.9	2.0	0.8
SG44	48	26.3	34.5	19	25	44	19.5	71	28	2.9	0.9	1.6	0.8

FAERON MULTIPLE CENTER UNITS

	Overall Width	Overall Depth	Overall Height	Seat Height	Height of Arms from Floor	Width Between Arms	Seat Depth	Shipping Weight	Cube	COM Seat & Back Yardage	COM Fabric Seat Yardage	COM Fabric Back Yardage	COM Fabric Closed Arm Panel Yardage
CG21	23	26.3	34.5	19	25	21	19.5	39	14	1.6	0.9	1.4	0.4
CP21	23	26.3	45	19	25	21	19.5	44	17	2.0	0.9	2.0	0.4
CG24	26	26.3	34.5	19	25	24	19.5	43	19	1.6	0.9	1.4	0.4
CP24	26	26.3	45	19	25	24	19.5	48	22	2.0	0.9	2.0	0.4
CG30	32	26.3	34.5	19	25	30	19.5	49	20	2.3	0.9	1.4	0.4
CP30	32	26.3	45	19	25	30	19.5	59	28	3.0	0.9	2.0	0.4
CG44	46	26.3	34.5	19	25	44	19.5	66	28	2.9	0.9	1.6	0.4

FAERON MULTIPLE END UNITS

	Overall Width	Overall Depth	Overall Height	Seat Height	Height of Arms from Floor	Width Between Arms	Seat Depth	Shipping Weight	Cube	COM Seat & Back Yardage	COM Fabric Seat Yardage	COM Fabric Back Yardage	COM Fabric Closed Arm Panel Yardage
EG21	23	26.3	34.5	19	25	21	19.5	39	14	1.6	0.9	1.4	0.4
EP21	23	26.3	45	19	25	21	19.5	44	17	2.0	0.9	2.0	0.4
EG24	26	26.3	34.5	19	25	24	19.5	43	19	1.6	0.9	1.4	0.4
EP24	26	26.3	45	19	25	24	19.5	48	22	2.0	0.9	2.0	0.4
EG30	32	26.3	34.5	19	25	30	19.5	49	20	2.3	0.9	1.4	0.4
EP30	32	26.3	45	19	25	30	19.5	59	28	3.0	0.9	2.0	0.4
EG44	46	26.3	34.5	19	25	44	19.5	66	28	2.9	0.9	1.6	0.4

ORDERING NOTES:

A drawing showing the configuration of the multiple seating and tables is required with each purchase order.

COMBINATION UPHOLSTERY OPTION

When combination upholstery is specified with fabric of the same grade or COM, an upcharge for dual fabrics is **\$32 list** per unit and **\$61 list** per unit for three fabrics will be applied. When graded incombination upholstery is selected, use the highest grade upholstery selected or to obtain a quote for blended grading contact Customer Service (please provide the fabrics specified and location of where each fabric is to be applied on the product).

Faeron Option Upcharges	\$ List		\$ List		\$ List
CAL 133 & Moisture Barrier (per yard)	61	Solid Surface Arm Cap (each) - Gr A White	174	Solid Surface Arm Cap (pair) - Gr A White	347
Ganging Bracket	56	Solid Surface Arm Cap (each) - Gr A Color	179	Solid Surface Arm Cap (pair) - Gr A Color	359
Kinetic Back (not available for Plus)	115	Solid Surface Arm Cap (each) - Gr B	189	Solid Surface Arm Cap (pair) - Gr B	378
21" & 24" Under-seat Splashguard	56	Solid Surface Arm Cap (each) - Gr C	196	Solid Surface Arm Cap (pair) - Gr C	391
Removeable Seat Cover	86	Solid Surface Arm (each) - Gr A White	274	Solid Surface Arm (pair) - Gr A White	546
Removable Back Cover	56	Solid Surface Arm (each) - Gr A Color	285	Solid Surface Arm (pair) - Gr A Color	570
Urethane Arm Cap (each)	66	Solid Surface Arm (each) - Gr B	306	Solid Surface Arm (pair) - Gr B	615
		Solid Surface Arm (each) - Gr C	323	Solid Surface Arm (pair) - Gr C	646

NOTE: Option upcharges are per back/seat.

See [page 98](#) for color selection.

Patient backs are available on multiple units, please change the model number FAE2-PCG to FAE2-PCP, and add the following upcharges per back:

	Grade 1	Grade 2	Grade 3	Grade 4	Grade 5	Grade 6	Grade 7	Grade 8	Grade 9
21" Chairs	60	71	86	109	132	157	180	205	253
24" Chairs	65	78	90	114	138	162	186	210	259
30" Chairs	79	91	105	129	152	177	200	224	273

WEIGHT CAPACITIES

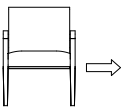
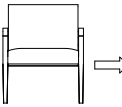
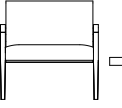
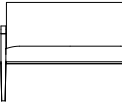
Faeron weight capacities are as follows:

Guest & Patient Chairs (21" & 24") - 500 lbs

FEATURES:

For a complete list of features see [Page 9](#)

FAERON WOOD | MULTIPLE SEATING - START, CENTER & END UNITS

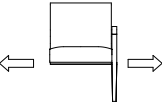
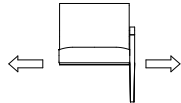

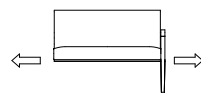
DESCRIPTION/MODEL		Species	COM	2	COL	FABRIC GRADES				LEATHER		
			1		3	4	5	6	7	8	9	
	Start											
	21" Open Arm Start Unit, Guest Back FAE2-SG21ONC	Beech Palette	1198	1247	1294	1391	1486	1584	1681	1777	1968	
	21" Semi Closed Arm Start Unit, Guest Back FAE2-SG21SNC	Beech Palette	1631	1703	1774	1920	2064	2209	2355	2499	2789	
	21" Closed Arm Start Unit, Guest Back FAE2-SG21CNC	Beech Palette	1642	1716	1789	1934	2079	2221	2368	2512	2802	
	24" Open Arm Start Unit, Guest Back FAE2-SG24ONC	Beech Palette	1284	1333	1382	1479	1575	1670	1768	1863	2058	
	24" Semi Closed Arm Start Unit, Guest Back FAE2-SG24SNC	Beech Palette	1717	1790	1861	2007	2150	2296	2441	2586	2874	
	24" Closed Arm Start Unit, Guest Back FAE2-SG24CNC	Beech Palette	1730	1802	1874	2019	2164	2307	2455	2598	2888	
	30" Open Arm Start Unit, Guest Back FAE2-SG30ONC	Beech Palette	1465	1535	1605	1744	1882	2020	2159	2298	2577	
	30" Semi Closed Arm Start Unit, Guest Back FAE2-SG30SNC	Beech Palette	1897	1990	2085	2272	2459	2646	2831	3019	3394	
	30" Closed Arm Start Unit, Guest Back FAE2-SG30CNC	Beech Palette	1911	2005	2097	2284	2471	2659	2845	3034	3408	
	44" Open Arm Start Unit, Guest Back FAE2-SG44ONC	Beech Palette	1800	1887	1975	2149	2325	2500	2674	2850	3199	
	44" Semi Closed Arm Start Unit, Guest Back FAE2-SG44SNC	Beech Palette	2232	2344	2457	2679	2902	3124	3348	3570	4019	
	44" Closed Arm Start Unit, Guest Back FAE2-SG44CNC	Beech Palette	2245	2357	2468	2693	2914	3138	3362	3584	4033	

ORDERING NOTES: Faeron chairs can be specified with Urethane Arm Caps (UC), Solid Surface Arm Caps (SC) or Solid Surface Arm (SA), replace "NC" in the model number with the **Arm Style** selection below and add the upcharge listed on [Page 27](#). See [page 98](#) for color selection.

PRODUCT CODE KEY

Line	Series	Chair Type	Back Type	Size	Arm Type	Arm Style
FAE Faeron	2 Chair	S Start Unit Multiple Seating	G Guest	21	O Open Arm	NC No Cap
		C Center Unit Multiple Seating	P Patient	24	S Semi Closed Arm	UC Urethane Cap
		E End Unit Multiple Seating		30	C Closed Arm	SC Solid Surface Cap
						SA Solid Surface Arm

FAERON WOOD | MULTIPLE SEATING - START, CENTER & END UNITS

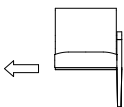
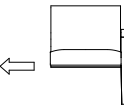
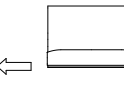
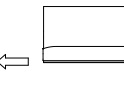
DESCRIPTION/MODEL		Species	COM 1	2	COL 3	4	FABRIC GRADES 5		6	7	LEATHER 8	9
	Center	21" Open Arm Center Unit, Guest Back FAE2-CG21ONC	Beech Palette	1100	1149	1198	1295	1391	1488	1584	1681	1874
		21" Semi Closed Arm Center Unit, Guest Back FAE2-CG21SNC	Beech Palette	1347	1408	1466	1588	1709	1829	1948	2069	2312
		21" Closed Arm Center Unit, Guest Back FAE2-CG21CNC	Beech Palette	1360	1420	1481	1600	1722	1842	1962	2084	2324
		24" Open Arm Center Unit, Guest Back FAE2-CG24ONC	Beech Palette	1188	1236	1284	1382	1479	1575	1670	1768	1961
		24" Semi Closed Arm Center Unit, Guest Back FAE2-CG24SNC	Beech Palette	1434	1493	1555	1674	1795	1916	2037	2158	2398
		24" Closed Arm Center Unit, Guest Back FAE2-CG24CNC	Beech Palette	1446	1507	1566	1688	1808	1930	2050	2171	2411
		30" Open Arm Center Unit, Guest Back FAE2-CG30ONC	Beech Palette	1369	1438	1508	1647	1783	1923	2063	2202	2481
		30" Semi Closed Arm Center Unit, Guest Back FAE2-CG30SNC	Beech Palette	1612	1695	1777	1939	2104	2265	2428	2590	2917
		30" Closed Arm Center Unit, Guest Back FAE2-CG30CNC	Beech Palette	1625	1709	1791	1954	2115	2278	2441	2605	2931
		44" Open Arm Center Unit, Guest Back FAE2-CG44ONC	Beech Palette	1704	1792	1879	2055	2229	2404	2580	2754	3105
		44" Semi Closed Arm Center Unit, Guest Back FAE2-CG44SNC	Beech Palette	1948	2046	2147	2346	2545	2744	2944	3142	3540
		44" Closed Arm Center Unit, Guest Back FAE2-CG44CNC	Beech Palette	1962	2061	2160	2360	2559	2757	2957	3157	3555

ORDERING NOTES: Faeron chairs can be specified with Urethane Arm Caps (UC), Solid Surface Arm Caps (SC) or Solid Surface Arm (SA), replace "NC" in the model number with the **Arm Style** selection below and add the upcharge listed on **Page 27**. See **page 98** for color selection.

PRODUCT CODE KEY

Line	Series	Chair Type	Back Type	Size	Arm Type	Arm Style
FAE	2	S	G	21	O	NC
Faeron	Chair	Start Unit Multiple Seating	Guest		Open Arm	No Cap
		C	P	24	S	UC
		Center Unit Multiple Seating	Patient		Semi Closed Arm	Urethane Cap
		E		30	C	SC
		End Unit Multiple Seating			Closed Arm	Solid Surface Cap
						SA
						Solid Surface Arm

FAERON WOOD | MULTIPLE SEATING - START, CENTER & END UNITS

DESCRIPTION/MODEL		Species	COM 1	2	COL 3	4	FABRIC GRADES		LEATHER	8	9
	21" Open Arm End Unit, Guest Back FAE2-EG21ONC	Beech Palette	1100	1149	1198	1295	1391	1488	1584	1681	1874
	21" Semi Closed Arm End Unit, Guest Back FAE2-EG21SNC	Beech Palette	1347	1408	1466	1588	1709	1829	1948	2069	2312
	21" Closed Arm End Unit, Guest Back FAE2-EG21CNC	Beech Palette	1360	1420	1481	1600	1722	1842	1962	2084	2324
	24" Open Arm End Unit, Guest Back FAE2-EG24ONC	Beech Palette	1188	1236	1284	1382	1479	1575	1670	1768	1961
	24" Semi Closed Arm End Unit, Guest Back FAE2-EG24SNC	Beech Palette	1434	1493	1555	1674	1795	1916	2037	2158	2398
	24" Closed Arm End Unit, Guest Back FAE2-EG24CNC	Beech Palette	1446	1507	1566	1688	1808	1930	2050	2171	2411
	30" Open Arm End Unit, Guest Back FAE2-EG30ONC	Beech Palette	1369	1438	1508	1647	1783	1923	2063	2202	2481
	30" Semi Closed Arm End Unit, Guest Back FAE2-EG30SNC	Beech Palette	1612	1695	1777	1939	2104	2265	2428	2590	2917
	30" Closed Arm End Unit, Guest Back FAE2-EG30CNC	Beech Palette	1625	1709	1791	1954	2115	2278	2441	2605	2931
	44" Open Arm End Unit, Guest Back FAE2-EG44ONC	Beech Palette	1704	1792	1879	2055	2229	2404	2580	2754	3105
	44" Semi Closed Arm End Unit, Guest Back FAE2-EG44SNC	Beech Palette	1948	2046	2147	2346	2545	2744	2944	3142	3540
	44" Closed Arm End Unit, Guest Back FAE2-EG44CNC	Beech Palette	1962	2061	2160	2360	2559	2757	2957	3157	3555

ORDERING NOTES: Faeron chairs can be specified with Urethane Arm Caps (UC), Solid Surface Arm Caps (SC) or Solid Surface Arm (SA), replace "NC" in the model number with the **Arm Style** selection below and add the upcharge listed on **Page 27**. See **page 98** for color selection.

PRODUCT CODE KEY

Line	Series	Chair Type	Back Type	Size	Arm Type	Arm Style
FAE Faeron	2 Chair	S Start Unit Multiple Seating	G Guest	21	O Open Arm	NC No Cap
		C Center Unit Multiple Seating	P Patient	24	S Semi Closed Arm	UC Urethane Cap
		E End Unit Multiple Seating		30	C Closed Arm	SC Solid Surface Cap
						SA Solid Surface Arm

FAERON WOOD | MULTIPLE SEATING - FREESPAN UNITS

DIMENSIONS & COM REQUIREMENTS

UNIT WITH NO CENTER ARM

	Overall Width	Overall Depth	Overall Height	Seat Height	Height of Arms from Floor	Width Between Arms	Seat Depth	Shipping Weight	Cube	COM Seat & Back Yardage	COM Fabric Seat Yardage	COM Fabric Back Yardage	COM Fabric Closed Arm Panel Yardage
PCFG21X2A	46.5	26.3	34.5	19	25.0	43.0	19.5	74	28	3.0	1.5	2.1	0.8
PCFP21X2A	46.5	26.3	45.0	19	25.0	43.0	19.5	84	37	3.8	1.5	3.0	0.8
PCFG21X3A	68.0	26.3	34.5	19	25.0	64.8	19.5	105	40	4.6	2.4	3.5	0.8
PCFP21X3A	68.0	26.3	45.0	19	25.0	64.8	19.5	120	54	5.8	2.4	5.0	0.8
PCFG24X2A	52.5	26.3	34.5	19	25.0	49.0	19.5	81	30	3.0	1.5	2.1	0.8
PCFP24X2A	52.5	26.3	45.0	19	25.0	49.0	19.5	91	42	3.8	1.5	3.0	0.8
PCFG24X3A	77.0	26.3	34.5	19	25.0	73.8	19.5	117	45	4.6	2.4	3.5	0.8
PCFP24X3A	77.0	26.3	45.0	19	25.0	73.8	19.5	132	61	5.8	2.4	5.0	0.8

UNIT WITH CENTER ARM

	Overall Width	Overall Depth	Overall Height	Seat Height	Height of Arms from Floor	Width Between Arms	Seat Depth	Shipping Weight	Cube	COM Seat & Back Yardage	COM Fabric Seat Yardage	COM Fabric Back Yardage
PCFG21X2B	48.3	26.3	34.5	19	25.0	21.5	19.5	77	28	3.0	1.5	2.1
PCFP21X2B	48.3	26.3	45.0	19	25.0	21.5	19.5	87	38	3.8	1.5	3.0
PCFG21X3B	71.5	26.3	34.5	19	25.0	21.5	19.5	111	40	4.6	2.4	3.5
PCFP21X3B	71.5	26.3	45.0	19	25.0	21.5	19.5	126	56	5.8	2.4	5.0
PCFG24X2B	54.3	26.3	34.5	19	25.0	24.5	19.5	84	30	3.0	1.5	2.1
PCFP24X2B	54.3	26.3	45.0	19	25.0	24.5	19.5	94	43	3.8	1.5	3.0
PCFG24X3B	80.5	26.3	34.5	19	25.0	24.5	19.5	123	45	4.6	2.4	3.5
PCFP24X3B	80.5	26.3	45.0	19	25.0	24.5	19.5	138	63	5.8	2.4	5.0

UNIT WITH CENTER ARM (CONTINUED), GUEST AND PATIENT BACKS

Unit With Center Arm (Continued)	COM Fabric Closed Arm Panels (2 Arms)	COM Fabric Closed Arm Panels (3 Arms)	COM Fabric Closed Arm Panels (4 Arms)
PCF21X2B	0.8	1.2	1.6
PCF21X3B	0.8	1.2	1.6
PCF24X2B	0.8	1.2	1.6
PCF24X3B	0.8	1.2	1.6

Note: Some vinyls, leathers & upholsteries are not suitable for application on Faeron seating.

The approval process is as follows:

1. A sample of the COM must be provided to Krug Customer Service prior to or at the time of order.
2. The sample will be reviewed and the customer advised if the fabric is unsuitable.
3. The COM fabric or leather will be inspected when received at the factory, to identify any further concerns with its suitability.

ORDERING NOTES:

A drawing showing the configuration of the multiple seating and tables is required with each purchase order.

COMBINATION UPHOLSTERY OPTION

When combination upholstery is specified with fabric of the same grade or COM, an upcharge for dual fabrics is **\$32 list** per unit and **\$61 list** per unit for three fabrics will be applied. When graded in combination upholstery is selected, use the highest grade upholstery selected or to obtain a quote for blended grading contact Customer Service (please provide the fabrics specified and location of where each fabric is to be applied on the product).

Faeron Option Upcharges	\$ List	\$ List	\$ List
CAL 133 & Moisture Barrier (per yard)	61	Solid Surface Arm Cap (each) - Gr A White	174
Ganging Bracket	56	Solid Surface Arm Cap (each) - Gr A Color	179
Kinetic Back (not available for Plus)	115	Solid Surface Arm Cap (each) - Gr B	189
21" & 24" Under-seat Splashguard	56	Solid Surface Arm Cap (each) - Gr C	196
Removeable Seat Cover	86	Solid Surface Arm (each) - Gr A White	274
Removable Back Cover	56	Solid Surface Arm (each) - Gr A Color	285
Urethane Arm Cap (each)	66	Solid Surface Arm (each) - Gr B	306
		Solid Surface Arm (each) - Gr C	323
		Solid Surface Arm Cap (pair) - Gr A White	347
		Solid Surface Arm Cap (pair) - Gr A Color	359
		Solid Surface Arm Cap (pair) - Gr B	378
		Solid Surface Arm Cap (pair) - Gr C	391
		Solid Surface Arm (pair) - Gr A White	546
		Solid Surface Arm (pair) - Gr A Color	570
		Solid Surface Arm (pair) - Gr B	615
		Solid Surface Arm (pair) - Gr C	646

NOTE: Option upcharges are per back/seat.

See **page 98** for color selection.

Patient backs are available on multiple units, please change the model number FAE2-PCG to FAE2-PCP, and add the following upcharges per back:

	Grade 1	Grade 2	Grade 3	Grade 4	Grade 5	Grade 6	Grade 7	Grade 8	Grade 9
21" Chairs	60	71	86	109	132	157	180	205	253
24" Chairs	65	78	90	114	138	162	186	210	259

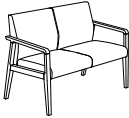
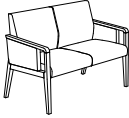
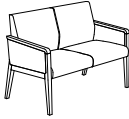
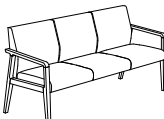
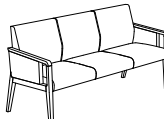
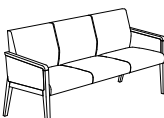
WEIGHT CAPACITIES

Faeron weight capacities are as follows:

2-Seat Freespan - 525 lbs per unit

3-Seat Freespan - 750 lbs per unit

FAERON WOOD | MULTIPLE SEATING - FREESPAN UNITS WITHOUT CENTER ARMS

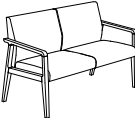
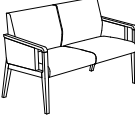
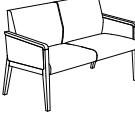
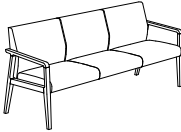
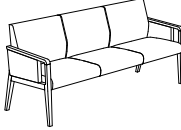
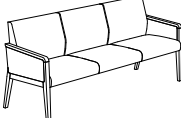
DESCRIPTION/MODEL	Species	COM		COL		FABRIC GRADES			LEATHER	
		1	2	3	4	5	6	7	8	9
	21" Pre-Configured Freespan Unit - Open Arm 2 Seat, Guest Back									
	FAE2-PCFG21X2AONC	Beech Palette	1940	2038	2134	2327	2518	2714	2908	3100
	21" Pre-Configured Freespan Unit - Semi Closed Arm 2 Seat, Guest Back									
	FAE2-PCFG21X2ASNC	Beech Palette	2373	2492	2614	2856	3097	3340	3581	3822
	21" Pre-Configured Freespan Unit - Closed Arm 2 Seat, Guest Back									
	FAE2-PCFG21X2ACNC	Beech Palette	2386	2507	2629	2869	3111	3352	3593	3836
	21" Pre-Configured Freespan Unit - Open Arm 3 Seat, Guest Back									
	FAE2-PCFG21X3AONC	Beech Palette	2640	2785	2930	3220	3510	3799	4088	4378
	21" Pre-Configured Freespan Unit - Semi Closed Arm 3 Seat, Guest Back									
	FAE2-PCFG21X3ASNC	Beech Palette	3071	3242	3410	3748	4086	4424	4762	5100
	21" Pre-Configured Freespan Unit - Closed Arm 3 Seat, Guest Back									
	FAE2-PCFG21X3ACNC	Beech Palette	3085	3255	3423	3762	4100	4438	4774	5113

ORDERING NOTES: Faeron chairs can be specified with Urethane Arm Caps (UC), Solid Surface Arm Caps (SC) or Solid Surface Arm (SA), replace "NC" in the model number with the **Arm Style** selection below and add the upcharge listed on **Page 31**. See **page 98** for color selection.

PRODUCT CODE KEY

Line	Series	Chair Type	Back Type	Size	Unit Style	Arm Type	Arm Style
FAE	2	PCF	G	21X2	A	O	NC
Faeron	Chair	Pre-Configured Freespan Multiple Unit	Guest Back		Unit with no Center Arm	Open Arm	No Cap
			P	21X3	B	S	UC
			Patient Back		Unit with Center Arm	Semi Closed Arm	Urethane Cap
				24X2		C	SC
						Closed Arm	Solid Surface Cap
				24X3			SA
							Solid Surface Arm

FAERON WOOD | MULTIPLE SEATING - FREESPAN UNITS WITHOUT CENTER ARMS

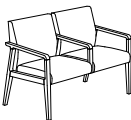
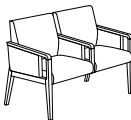
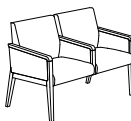
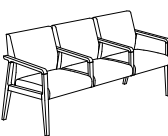
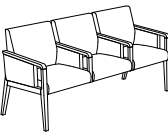
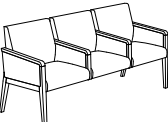
DESCRIPTION/MODEL	Species	COM		COL	FABRIC GRADES				LEATHER		
		1	2	3	4	5	6	7	8	9	
	24" Pre-Configured Freespan Unit - Open Arm 2 Seat, Guest Back FAE2-PCFG24X2AONC	Beech Palette	2107	2203	2299	2492	2686	2880	3071	3266	3652
	24" Pre-Configured Freespan Unit - Semi Closed Arm 2 Seat, Guest Back FAE2-PCFG24X2ASNC	Beech Palette	2538	2659	2780	3021	3264	3505	3746	3987	4470
	24" Pre-Configured Freespan Unit - Closed Arm 2 Seat, Guest Back FAE2-PCFG24X2ACNC	Beech Palette	2553	2672	2794	3035	3276	3517	3760	4000	4484
	24" Pre-Configured Freespan Unit - Open Arm 3 Seat, Guest Back FAE2-PCFG24X3AONC	Beech Palette	2874	3021	3165	3456	3745	4035	4324	4614	5194
	24" Pre-Configured Freespan Unit - Semi Closed Arm 3 Seat, Guest Back FAE2-PCFG24X3ASNC	Beech Palette	3307	3478	3646	3984	4321	4659	4998	5337	6012
	24" Pre-Configured Freespan Unit - Closed Arm 3 Seat, Guest Back FAE2-PCFG24X3ACNC	Beech Palette	3321	3490	3660	3997	4337	4672	5011	5348	6024

ORDERING NOTES: Faeron chairs can be specified with Urethane Arm Caps (UC), Solid Surface Arm Caps (SC) or Solid Surface Arm (SA), replace "NC" in the model number with the **Arm Style** selection below and add the upcharge listed on [Page 31](#). See [page 98](#) for color selection.

PRODUCT CODE KEY

Line	Series	Chair Type	Back Type	Size	Unit Style	Arm Type	Arm Style
FAE	2	PCF	G	21X2	A	O	NC
Faeron	Chair	Pre-Configured Freespan Multiple Unit	Guest Back		Unit with no Center Arm	Open Arm	No Cap
			P	21X3	B	S	UC
			Patient Back		Unit with Center Arm	Semi Closed Arm	Urethane Cap
				24X2		C	SC
						Closed Arm	Solid Surface Cap
				24X3			SA
							Solid Surface Arm

FAERON WOOD | MULTIPLE SEATING - FREESPAN UNITS WITH CENTER ARMS


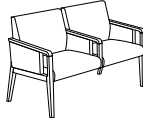
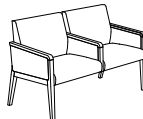
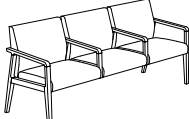
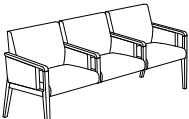
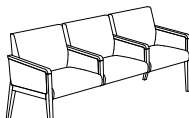
DESCRIPTION/MODEL	Species	COM		COL	FABRIC GRADES				LEATHER		
		1	2	3	4	5	6	7	8	9	
	21" Pre-Configured Freespan Unit - Open Arm 2 Seat, Guest Back										
FAE2-PCFG21X2BONC	Beech	2503	2598	2695	2888	3082	3274	3468	3661	4046	
	Palette										
	21" Pre-Configured Freespan Unit - Semi Closed Arm 2 Seat, Guest Back										
FAE2-PCFG21X2BSNC	Beech	3180	3312	3445	3709	3975	4242	4507	4771	5303	
	Palette										
	21" Pre-Configured Freespan Unit - Closed Arm 2 Seat, Guest Back										
FAE2-PCFG21X2BCNC	Beech	3206	3339	3470	3735	4003	4268	4532	4797	5329	
	Palette										
	21" Pre-Configured Freespan Unit - Open Arm 3 Seat, Guest Back										
FAE2-PCFG21X3BONC	Beech	3547	3693	3838	4129	4418	4708	4996	5288	5866	
	Palette										
	21" Pre-Configured Freespan Unit - Semi Closed Arm 3 Seat, Guest Back										
FAE2-PCFG21X3BSNC	Beech	4469	4662	4855	5241	5630	6015	6399	6786	7560	
	Palette										
	21" Pre-Configured Freespan Unit - Closed Arm 3 Seat, Guest Back										
FAE2-PCFG21X3BCNC	Beech	4509	4702	4895	5281	5666	6055	6440	6825	7599	
	Palette										

ORDERING NOTES: Faeron chairs can be specified with Urethane Arm Caps (UC), Solid Surface Arm Caps (SC) or Solid Surface Arm (SA), replace "NC" in the model number with the **Arm Style** selection below and add the upcharge listed on [Page 31](#). See [page 98](#) for color selection.

PRODUCT CODE KEY

Line	Series	Chair Type	Back Type	Size	Unit Style	Arm Type	Arm Style
FAE	2	PCF	G	21X2	A	O	NC
Faeron	Chair	Pre-Configured Freespan Multiple Unit	Guest Back		Unit with no Center Arm	Open Arm	No Cap
			P	21X3	B	S	UC
			Patient Back		Unit with Center Arm	Semi Closed Arm	Urethane Cap
				24X2		C	SC
						Closed Arm	Solid Surface Cap
				24X3			SA
							Solid Surface Arm

FAERON WOOD | MULTIPLE SEATING - FREESPAN UNITS WITH CENTER ARMS

DESCRIPTION/MODEL	Species	COM		COL		FABRIC GRADES			LEATHER	
		1	2	3	4	5	6	7	8	9
 24" Pre-Configured Freespan Unit - Open Arm 2 Seat, Guest Back FAE2-PCFG24X2BONC	Beech Palette	2669	2765	2861	3055	3247	3439	3634	3825	4213
 24" Pre-Configured Freespan Unit - Semi Closed Arm 2 Seat, Guest Back FAE2-PCFG24X2BSNC	Beech Palette	3345	3478	3609	3875	4141	4406	4671	4939	5468
 24" Pre-Configured Freespan Unit - Closed Arm 2 Seat, Guest Back FAE2-PCFG24X2BCNC	Beech Palette	3370	3504	3636	3902	4167	4433	4697	4965	5494
 24" Pre-Configured Freespan Unit - Open Arm 3 Seat, Guest Back FAE2-PCFG24X3BONC	Beech Palette	3785	3929	4075	4363	4654	4943	5234	5521	6103
 24" Pre-Configured Freespan Unit - Semi Closed Arm 3 Seat, Guest Back FAE2-PCFG24X3BSNC	Beech Palette	4707	4898	5091	5478	5864	6251	6637	7022	7796
 24" Pre-Configured Freespan Unit - Closed Arm 3 Seat, Guest Back FAE2-PCFG24X3BCNC	Beech Palette	4744	4939	5132	5517	5903	6290	6676	7062	7836

ORDERING NOTES: Faeron chairs can be specified with Urethane Arm Caps (UC), Solid Surface Arm Caps (SC) or Solid Surface Arm (SA), replace “NC” in the model number with the **Arm Style** selection below and add the upcharge listed on [Page 31](#). See [page 98](#) for color selection.

PRODUCT CODE KEY							
Line	Series	Chair Type	Back Type	Size	Unit Style	Arm Type	Arm Style
<div>FAE</div> Faeron	<div>2</div> Chair	<div>PCF</div> Pre-Configured Freespan Multiple Unit	<div>G</div> Guest Back	<div>21X2</div>	<div>A</div> Unit with no Center Arm	<div>O</div> Open Arm	<div>NC</div> No Cap
			<div>P</div> Patient Back	<div>21X3</div>	<div>B</div> Unit with Center Arm	<div>S</div> Semi Closed Arm	<div>UC</div> Urethane Cap
				<div>24X2</div>		<div>C</div> Closed Arm	<div>SC</div> Solid Surface Cap
				<div>24X3</div>			<div>SA</div> Solid Surface Arm

FAERON METAL | MULTIPLE SEATING - PRECONFIGURED UNITS

DIMENSIONS & COM REQUIREMENTS

	Overall Width	Overall Depth	Overall Height	Seat Height	Height of Arms from Floor	Width Between Arms	Seat Depth	Shipping Weight	Cube	COM Seat & Back Yardage	COM Fabric Seat Yardage	COM Fabric Back Yardage	COM Fabric Closed Arm Panel Yardage
PCG21X2	48.3	26.3	34.5	19.0	25.0	21	19.5	95	28	3.0	1.5	2.1	1.44
PCP21X2	48.3	26.3	45.0	19.0	25.0	21	19.5	105	38	3.8	1.5	3.0	1.44
PCG21X3	71.5	26.3	34.5	19.0	25.0	21	19.5	134	41	4.6	2.4	3.5	1.92
PCP21X3	71.5	26.3	45.0	19.0	25.0	21	19.5	149	56	5.8	2.4	5.0	1.92
PCG24X2	54.3	26.3	34.5	19.0	25.0	24	19.5	102	31	3.0	1.5	2.1	1.44
PCP24X2	54.3	26.3	45.0	19.0	25.0	24	19.5	112	43	3.8	1.5	3.0	1.44
PCG24X3	80.5	26.3	34.5	19.0	25.0	24	19.5	146	46	4.6	2.4	3.5	1.92
PCP24X3	80.5	26.3	45.0	19.0	25.0	24	19.5	161	63	5.8	2.4	5.0	1.92

CONTRASTING BACKS, SEATS & CLOSED ARMS COMBINATION UPHOLSTERY OPTION

When combination upholstery is specified with fabric of the same grade or COM, an upcharge for dual fabrics is **\$32 list** per unit and **\$61 list** per unit for three fabrics will be applied. When graded in combination upholstery is selected, use the highest grade upholstery selected or to obtain a quote for blended grading contact Customer Service (please provide the fabrics specified and location of where each fabric is to be applied on the product).

A drawing showing the configuration of the multiple seating and tables is required with each purchase order.

PRE-CONFIGURED MULTIPLE UNITS	SEAT	GUEST BACK	PATIENT BACK	CLOSED ARM PANEL
PC21x2	3.8	1.5	3.0	1.44
PC21x3	5.8	2.4	5.0	1.92
PC24X2	3.8	1.5	3.0	1.44
PC24X3	5.8	2.4	5.0	1.92

Note: Some vinyls, leathers & upholsteries are not suitable for application on Faeron Metal seating. Please refer to **page 95** for C.O.M approval process.

Faeron Option Upcharges	\$ List		\$ List		\$ List
CAL 133 & Moisture Barrier (per yard)	61	Solid Surface Arm (each) - Gr A White	274	Solid Surface Arm (pair) - Gr A White	546
Ganging Bracket	56	Solid Surface Arm (each) - Gr A Color	285	Solid Surface Arm (pair) - Gr A Color	570
Kinetic Back (not available for Plus)	115	Solid Surface Arm (each) - Gr B	306	Solid Surface Arm (pair) - Gr B	615
21" & 24" Under-seat Splashguard	56	Solid Surface Arm (each) - Gr C	323	Solid Surface Arm (pair) - Gr C	646
Removeable Seat Cover	86	Beech/Palette Wood Arm (each)	103	Beech/Palette Wood Arm (per pair)	205
Removable Back Cover	56				
Non-Marring Glide	16				

See **page 98** for color selection.

NOTE: Option upcharges are per back/seat.

Patient backs are available on multiple units, please change the model number FAE2-PCG to FAE2-PCP, and add the following upcharges per back:

	Grade 1	Grade 2	Grade 3	Grade 4	Grade 5	Grade 6	Grade 7	Grade 8	Grade 9
21" Chairs	60	71	86	109	132	157	180	205	253
24" Chairs	65	78	90	114	138	162	186	210	259


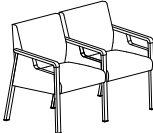
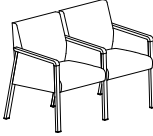

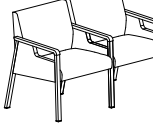
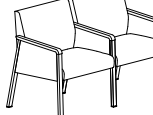
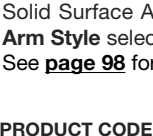


WEIGHT CAPACITIES

Faeron Metal weight capacities are as follows:
Guest & Patient Chairs (21" & 24") - 500 lbs

FEATURES:

For a complete list of features see **page 9**.

FAERON METAL | MULTIPLE SEATING - PRECONFIGURED UNITS

DESCRIPTION/MODEL	COM		COL		FABRIC GRADES			LEATHER		
	1	2	3	4	5	6	7	8	9	
	2 Seat - 21" Open Polymer Arm Pre-configured Unit, Guest Backs, Silver Metallic Frame									
	FAE2M-PCG21X2OPAS	1895	1988	2081	2264	2447	2632	2816	2998	3367
	2 Seat - 21" Open Polymer Arm Pre-configured Unit, Guest Backs, Brushed Nickel Frame									
	FAE2M-PCG21X2OPAN	2203	2296	2388	2571	2756	2940	3123	3307	3675
	2 Seat - 21" Semi Closed Polymer Arm Pre-configured Unit, Guest Backs, Silver Metallic Frame									
	FAE2M-PCG21X2SPAS	2541	2667	2794	3045	3299	3553	3805	4058	4564
	2 Seat - 21" Semi Closed Polymer Arm Pre-configured Unit, Guest Backs, Brushed Nickel Frame									
	FAE2M-PCG21X2SPAN	2847	2973	3100	3353	3607	3860	4112	4365	4870
	2 Seat - 21" Closed Polymer Arm Pre-configured Unit, Guest Backs, Silver Metallic Frame									
	FAE2M-PCG21X2CPAS	2566	2693	2818	3070	3324	3578	3830	4083	4588
	2 Seat - 21" Closed Polymer Arm Pre-configured Unit, Guest Backs, Brushed Nickel Frame									
	FAE2M-PCG21X2CPAN	2872	2998	3125	3378	3633	3886	4137	4390	4896
	2 Seat - 24" Open Polymer Arm Pre-configured Unit, Guest Backs, Silver Metallic Frame									
	FAE2M-PCG24X2OPAS	2075	2166	2259	2443	2628	2811	2994	3179	3546
	2 Seat - 24" Open Polymer Arm Pre-configured Unit, Guest Backs, Brushed Nickel Frame									
	FAE2M-PCG24X2OPAN	2384	2473	2567	2751	2935	3118	3303	3487	3855
	2 Seat - 24" Semi Closed Polymer Arm Pre-configured Unit, Guest Backs, Silver Metallic Frame									
	FAE2M-PCG24X2SPAS	2719	2845	2971	3224	3479	3731	3984	4236	4742
	2 Seat - 24" Semi Closed Polymer Arm Pre-configured Unit, Guest Backs, Brushed Nickel Frame									
	FAE2M-PCG24X2SPAN	3028	3154	3280	3533	3786	4038	4291	4544	5050
	2 Seat - 24" Closed Polymer Arm Pre-configured Unit, Guest Backs, Silver Metallic Frame									
	FAE2M-PCG24X2CPAS	2744	2870	2996	3249	3504	3756	4008	4261	4768
	2 Seat - 24" Closed Polymer Arm Pre-configured Unit, Guest Backs, Brushed Nickel Frame									
	FAE2M-PCG24X2CPAN	3053	3179	3305	3558	3811	4063	4316	4569	5075

ORDERING NOTES:

Faeron Metal chairs can also be specified with a Wood Arm (WA) or a Solid Surface Arm (SA), replace "PA" in the model number with the **Arm Style** selection below and add the upcharge listed. See [page 98](#) for color selection.

Arm Style Option Upcharges

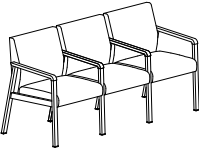
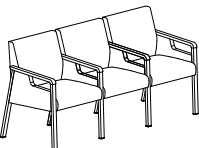

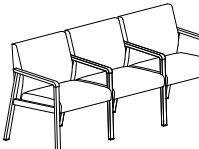
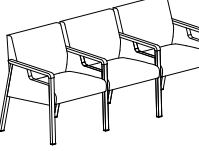
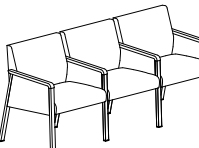
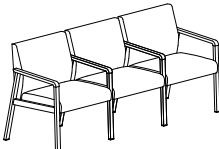
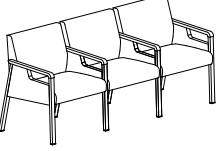
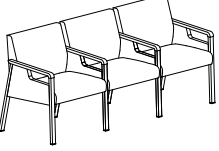
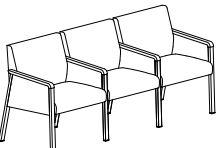
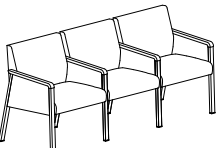
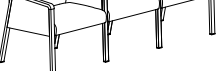
\$ List

Solid Surface Arm (each) - Gr A White	274
Solid Surface Arm (each) - Gr A Color	285
Solid Surface Arm (each) - Gr B	306
Solid Surface Arm (each) - Gr C	323
Beech/Palette Wood Arm (each)	103

PRODUCT CODE KEY

Line	Series	Chair Type	Back Type	Size	Arm Type	Arm Style	Metal Finish
FAE	2M	PC	G	21X2	O	PA	S
Faeron	Chair	Pre-configured Multiple Unit	Guest		Open Arm	Polymer Arm	Silver Metallic
			P	24X2	S	WA	N
			Patient		Semi Closed Arm	Wood Arm	Brushed Nickel
				21X3	C	SA	
					Closed Arm	Solid Surface Arm	
				24X3			

FAERON METAL | MULTIPLE SEATING - PRECONFIGURED UNITS

DESCRIPTION/MODEL	COM		COL	FABRIC GRADES			LEATHER		
	1	2	3	4	5	6	7	8	9
	3 Seat - 21" Open Polymer Arm Pre-configured Unit, Guest Backs, Silver Metallic Frame								
	FAE2M-PCG21X3OPAS	2703	2842	2980	3256	3533	3807	4084	4360
	3 Seat - 21" Open Polymer Arm Pre-configured Unit, Guest Backs, Brushed Nickel Frame								
	FAE2M-PCG21X3OPAN	3113	3252	3390	3665	3942	4217	4494	4770
	3 Seat - 21" Semi Closed Polymer Arm Pre-configured Unit, Guest Backs, Silver Metallic Frame								
	FAE2M-PCG21X3SPAS	3581	3765	3948	4316	4685	5053	5420	5788
	3 Seat - 21" Semi Closed Polymer Arm Pre-configured Unit, Guest Backs, Brushed Nickel Frame								
	FAE2M-PCG21X3SPAN	3991	4174	4359	4726	5094	5463	5830	6198
	3 Seat - 21" Closed Polymer Arm Pre-configured Unit, Guest Backs, Silver Metallic Frame								
	FAE2M-PCG21X3CPAS	3618	3803	3986	4354	4722	5090	5458	5824
	3 Seat - 21" Closed Polymer Arm Pre-configured Unit, Guest Backs, Brushed Nickel Frame								
	FAE2M-PCG21X3CPAN	4029	4212	4396	4764	5133	5499	5868	6234
	3 Seat - 24" Open Polymer Arm Pre-configured Unit, Guest Backs, Silver Metallic Frame								
	FAE2M-PCG24X3OPAS	2913	3005	3140	3417	3692	3969	4245	4520
	3 Seat - 24" Open Polymer Arm Pre-configured Unit, Guest Backs, Brushed Nickel Frame								
	FAE2M-PCG24X3OPAN	3323	3413	3551	3828	4103	4378	4655	4932
	3 Seat - 24" Semi Closed Polymer Arm Pre-configured Unit, Guest Backs, Silver Metallic Frame								
	FAE2M-PCG24X3SPAS	3791	3924	4110	4479	4845	5213	5581	5948
	3 Seat - 24" Semi Closed Polymer Arm Pre-configured Unit, Guest Backs, Brushed Nickel Frame								
	FAE2M-PCG24X3SPAN	4201	4337	4519	4887	5256	5623	5991	6359
	3 Seat - 24" Closed Polymer Arm Pre-configured Unit, Guest Backs, Silver Metallic Frame								
	FAE2M-PCG24X3CPAS	3829	3963	4147	4515	4884	5251	5618	5987
	3 Seat - 24" Closed Polymer Arm Pre-configured Unit, Guest Backs, Brushed Nickel Frame								
	FAE2M-PCG24X3CPAN	4238	4373	4558	4924	5294	5661	6030	6396

ORDERING NOTES:

Faeron Metal chairs can also be specified with a Wood Arm (WA) or a Solid Surface Arm (SA), replace "PA" in the model number with the **Arm Style** selection below and add the upcharge listed.

See [page 98](#) for color selection.

Arm Style Option Upcharges

	\$ List
Solid Surface Arm (pair) - Gr A White	546
Solid Surface Arm (pair) - Gr A Color	570
Solid Surface Arm (pair) - Gr B	615
Solid Surface Arm (pair) - Gr C	646
Beech/Palette Wood Arm (per pair)	205

PRODUCT CODE KEY

Line	Series	Chair Type	Back Type	Size	Arm Type	Arm Style	Metal Finish
FAE	2M	PC	G	21X2	O	PA	S
Faeron	Chair	Pre-configured Multiple Unit	Guest		Open Arm	Polymer Arm	Silver Metallic
			P	24X2	S	WA	N
			Patient		Semi Closed Arm	Wood Arm	Brushed Nickel
				21X3	C	SA	
					Closed Arm	Solid Surface Arm	
				24X3			

FAERON METAL | MULTIPLE SEATING - START, CENTER & END UNITS

DIMENSIONS & COM REQUIREMENTS

FAERON METAL MULTIPLE START UNITS

	Overall Width	Overall Depth	Overall Height	Seat Height	Height of Arms from Floor	Width Between Arms	Seat Depth	Shipping Weight	Cube	COM Seat & Back Yardage	COM Fabric Seat Yardage	COM Fabric Back Yardage	COM Fabric Closed Arm Panel (Pair) Yardage
SG21	25	26.3	34.5	19	25	21	19.5	56	14	1.6	0.9	1.4	0.96
SP21	25	26.3	45	19	25	21	19.5	61	17	2.0	0.9	2.0	0.96
SG24	28	26.3	34.5	19	25	24	19.5	60	19	1.6	0.9	1.4	0.96
SP24	28	26.3	45	19	25	24	19.5	65	22	2.0	0.9	2.0	0.96
SG30	34	26.3	34.5	19	25	30	19.5	66	20	2.3	0.9	1.4	0.96
SP30	34	26.3	45	19	25	30	19.5	76	28	3.0	0.9	2.0	0.96
SG44	48	26.3	34.5	19	25	44	19.5	83	28	2.9	0.9	1.6	0.96

FAERON METAL MULTIPLE CENTER UNITS

	Overall Width	Overall Depth	Overall Height	Seat Height	Height of Arms from Floor	Width Between Arms	Seat Depth	Shipping Weight	Cube	COM Seat & Back Yardage	COM Fabric Seat Yardage	COM Fabric Back Yardage	COM Fabric Closed Arm Panel Yardage
CG21	23	26.3	34.5	19	25	21	19.5	46	14	1.6	0.9	1.4	0.48
CP21	23	26.3	45	19	25	21	19.5	51	17	2.0	0.9	2.0	0.48
CG24	26	26.3	34.5	19	25	24	19.5	50	19	1.6	0.9	1.4	0.48
CP24	26	26.3	45	19	25	24	19.5	55	22	2.0	0.9	2.0	0.48
CG30	32	26.3	34.5	19	25	30	19.5	56	20	2.3	0.9	1.4	0.48
CP30	32	26.3	45	19	25	30	19.5	66	28	3.0	0.9	2.0	0.48
CG44	46	26.3	34.5	19	25	44	19.5	73	28	2.9	0.9	1.6	0.48

FAERON METAL MULTIPLE END UNITS

	Overall Width	Overall Depth	Overall Height	Seat Height	Height of Arms from Floor	Width Between Arms	Seat Depth	Shipping Weight	Cube	COM Seat & Back Yardage	COM Fabric Seat Yardage	COM Fabric Back Yardage	COM Fabric Closed Arm Panel Yardage
EG21	23	26.3	34.5	19	25	21	19.5	46	14	1.6	0.9	1.4	0.48
EP21	23	26.3	45	19	25	21	19.5	51	17	2.0	0.9	2.0	0.48
EG24	26	26.3	34.5	19	25	24	19.5	50	19	1.6	0.9	1.4	0.48
EP24	26	26.3	45	19	25	24	19.5	55	22	2.0	0.9	2.0	0.48
EG30	32	26.3	34.5	19	25	30	19.5	56	20	2.3	0.9	1.4	0.48
EP30	32	26.3	45	19	25	30	19.5	66	28	3.0	0.9	2.0	0.48
EG44	46	26.3	34.5	19	25	44	19.5	73	28	2.9	0.9	1.6	0.48

ORDERING NOTES:

A drawing showing the configuration of the multiple seating and tables is required with each purchase order.

COMBINATION UPHOLSTERY OPTION

When combination upholstery is specified with fabric of the same grade or COM, an upcharge for dual fabrics is **\$32 list** per unit and **\$61 list** per unit for three fabrics will be applied. When graded in combination upholstery is selected, use the highest grade upholstery selected or to obtain a quote for blended grading contact Customer Service (please provide the fabrics specified and location of where each fabric is to be applied on the product).

Faeron Option Upcharges	\$ List		\$ List		\$ List
CAL 133 & Moisture Barrier (per yard)	61	Solid Surface Arm (each) - Gr A White	274	Solid Surface Arm (pair) - Gr A White	546
Ganging Bracket	56	Solid Surface Arm (each) - Gr A Color	285	Solid Surface Arm (pair) - Gr A Color	570
Kinetic Back (not available for Plus)	115	Solid Surface Arm (each) - Gr B	306	Solid Surface Arm (pair) - Gr B	615
21" & 24" Under-seat Splashguard	56	Solid Surface Arm (each) - Gr C	323	Solid Surface Arm (pair) - Gr C	646
30" Under-seat Splashguard	69	Removeable Seat Covers	86	Beech/Palette Wood Arm (each)	103
44" Under-seat Splashguard	87	Removable Back Covers	56	Beech/Palette Wood Arm (per pair)	205
Non-Marring Glide	16			See page 98 for color selection.	

NOTE: Option upcharges are per back/seat.

Patient backs are available on multiple units, please change the model number FAE2M-SG to FAE2M-SP and add the following upcharges per back:

	Grade 1	Grade 2	Grade 3	Grade 4	Grade 5	Grade 6	Grade 7	Grade 8	Grade 9
21" Chairs	60	71	86	109	132	157	180	205	253
24" Chairs	65	78	90	114	138	162	186	210	259
30" Chairs	79	91	105	129	152	177	200	224	273

WEIGHT CAPACITIES

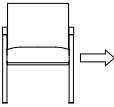
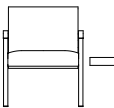
Faeron Metal weight capacities are as follows:

Guest & Patient Chairs (21" & 24") - 500 lbs

FEATURES:

For a complete list of features see [Page 9](#).

FAERON METAL | MULTIPLE SEATING - START, CENTER & END UNITS

DESCRIPTION/MODEL		COM	FABRIC GRADES						LEATHER	
		1	2	3	4	5	6	7	8	9
	Start									
	21" Open Polymer Arm Start Unit, Guest Back, Silver Metallic Frame FAE2M-SG21OPAS	1073	1118	1164	1256	1348	1440	1534	1624	1808
	21" Open Polymer Arm Start Unit, Guest Back, Brushed Nickel Frame FAE2M-SG21OPAN	1278	1324	1369	1462	1554	1646	1737	1830	2013
	21" Semi Closed Polymer Arm Start Unit, Guest Back, Silver Metallic Frame FAE2M-SG21SPAS	1484	1554	1622	1760	1897	2035	2174	2313	2588
	21" Semi Closed Polymer Arm Start Unit, Guest Back, Brushed Nickel Frame FAE2M-SG21SPAN	1689	1758	1827	1965	2104	2241	2379	2516	2794
	21" Closed Polymer Arm Start Unit, Guest Back, Silver Metallic Frame FAE2M-SG21CPAS	1496	1565	1634	1773	1911	2047	2187	2324	2600
	21" Closed Polymer Arm Start Unit, Guest Back, Brushed Nickel Frame FAE2M-SG21CPAN	1703	1770	1839	1979	2115	2254	2391	2530	2806
	24" Open Polymer Arm Start Unit, Guest Back, Silver Metallic Frame FAE2M-SG24OPAS	1156	1202	1248	1339	1433	1522	1615	1707	1891
	24" Open Polymer Arm Start Unit, Guest Back, Brushed Nickel Frame FAE2M-SG24OPAN	1361	1408	1454	1543	1636	1729	1820	1912	2094
	24" Semi Closed Polymer Arm Start Unit, Guest Back, Silver Metallic Frame FAE2M-SG24SPAS	1566	1635	1705	1843	1981	2117	2257	2394	2671
	24" Semi Closed Polymer Arm Start Unit, Guest Back, Brushed Nickel Frame FAE2M-SG24SPAN	1772	1840	1909	2047	2186	2322	2462	2599	2874
	24" Closed Polymer Arm Start Unit, Guest Back, Silver Metallic Frame FAE2M-SG24CPAS	1580	1648	1717	1855	1992	2131	2270	2407	2683
	24" Closed Polymer Arm Start Unit, Guest Back, Brushed Nickel Frame FAE2M-SG24CPAN	1783	1853	1921	2061	2198	2336	2473	2612	2888

ORDERING NOTES:

Faeron Metal chairs can also be specified with a Wood Arm (WA) or a Solid Surface Arm (SA), replace "PA" in the model number with the **Arm Style** selection below and add the upcharge listed. See [page 98](#) for color selection.

Arm Style Option Upcharges

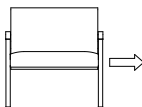
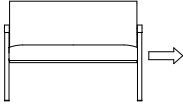
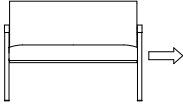
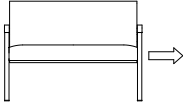
\$ List

Solid Surface Arm (pair) - Gr A White	546
Solid Surface Arm (pair) - Gr A Color	570
Solid Surface Arm (pair) - Gr B	615
Solid Surface Arm (pair) - Gr C	646
Beech/Palette Wood Arm (per pair)	205

PRODUCT CODE KEY

Line	Series	Chair Type	Back Type	Size	Arm Type	Arm Style	Metal Finish
FAE	2M	S	G	21	O	PA	S
Faeron	Chair	Start Unit Multiple Seating	Guest		Open Arm	Polymer Arm	Silver Metallic
		C	P	24	S	WA	N
		Center Unit Multiple Seating	Patient		Semi Closed Arm	Wood Arm	Brushed Nickel
		E		30	C	SA	
		End Unit Multiple Seating			Closed Arm	Solid Surface Arm	
				44			

FAERON METAL | MULTIPLE SEATING - START, CENTER & END UNITS

DESCRIPTION/MODEL	COM		COL		FABRIC GRADES			LEATHER	
	1	2	3	4	5	6	7	8	9
	30" Open Polymer Arm Start Unit, Guest Back, Silver Metallic Frame FAE2M-SG30OPAS								
	1328	1393	1460	1591	1724	1857	1988	2121	2386
	30" Open Polymer Arm Start Unit, Guest Back, Brushed Nickel Frame FAE2M-SG30OPAN								
	1534	1598	1664	1796	1930	2062	2193	2325	2590
	30" Semi Closed Polymer Arm Start Unit, Guest Back, Silver Metallic Frame FAE2M-SG30SPAS								
	1739	1829	1917	2094	2273	2452	2630	2808	3164
	30" Semi Closed Polymer Arm Start Unit, Guest Back, Brushed Nickel Frame FAE2M-SG30SPAN								
	1944	2033	2122	2300	2479	2657	2836	3013	3369
	30" Closed Polymer Arm Start Unit, Guest Back, Silver Metallic Frame FAE2M-SG30CPAS								
	1752	1840	1930	2108	2285	2464	2641	2821	3178
	30" Closed Polymer Arm Start Unit, Guest Back, Brushed Nickel Frame FAE2M-SG30CPAN								
	1958	2045	2134	2314	2490	2670	2846	3026	3383
	44" Open Polymer Arm Start Unit, Guest Back, Silver Metallic Frame FAE2M-SG44OPAS								
	1647	1730	1814	1980	2147	2314	2481	2647	2980
	44" Open Polymer Arm Start Unit, Guest Back, Brushed Nickel Frame FAE2M-SG44OPAN								
	1852	1935	2018	2185	2353	2517	2684	2852	3184
	44" Semi Closed Polymer Arm Start Unit, Guest Back, Silver Metallic Frame FAE2M-SG44SPAS								
	2059	2164	2271	2484	2696	2909	3121	3333	3760
	44" Semi Closed Polymer Arm Start Unit, Guest Back, Brushed Nickel Frame FAE2M-SG44SPAN								
	2263	2369	2474	2688	2900	3113	3325	3538	3964
	44" Closed Polymer Arm Start Unit, Guest Back, Silver Metallic Frame FAE2M-SG44CPAS								
	2070	2177	2283	2495	2709	2921	3134	3346	3772
	44" Closed Polymer Arm Start Unit, Guest Back, Brushed Nickel Frame FAE2M-SG44CPAN								
	2275	2383	2488	2700	2913	3125	3339	3551	3978

ORDERING NOTES:

Faeron Metal chairs can also be specified with a Wood Arm (WA) or a Solid Surface Arm (SA), replace "PA" in the model number with the **Arm Style** selection below and add the upcharge listed. See [page 98](#) for color selection.

Arm Style Option Upcharges

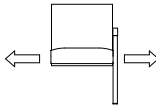

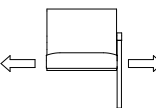

\$ List

Solid Surface Arm (pair) - Gr A White	546
Solid Surface Arm (pair) - Gr A Color	570
Solid Surface Arm (pair) - Gr B	615
Solid Surface Arm (pair) - Gr C	646
Beech/Palette Wood Arm (per pair)	205

PRODUCT CODE KEY

Line	Series	Chair Type	Back Type	Size	Arm Type	Arm Style	Metal Finish
FAE	2M	S	G	21	O	PA	S
Faeron	Chair	Start Unit Multiple Seating	Guest		Open Arm	Polymer Arm	Silver Metallic
		C	P	24	S	WA	N
		Center Unit Multiple Seating	Patient		Semi Closed Arm	Wood Arm	Brushed Nickel
		E		30	C	SA	
		End Unit Multiple Seating			Closed Arm	Solid Surface Arm	
				44			

FAERON METAL | MULTIPLE SEATING - START, CENTER & END UNITS

DESCRIPTION/MODEL		COM	FABRIC GRADES							LEATHER
		1	2	COL	3	4	5	6	7	8
	Center	21" Open Polymer Arm Center Unit, Guest Back, Silver Metallic Frame								
	FAE2M-CG21OPAS	1014	1060	1107	1199	1291	1383	1474	1566	1750
		21" Open Polymer Arm Center Unit, Guest Back, Brushed Nickel Frame								
	FAE2M-CG21OPAN	1116	1163	1209	1302	1393	1485	1578	1669	1853
		21" Semi Closed Polymer Arm Center Unit, Guest Back, Silver Metallic Frame								
	FAE2M-CG21SPAS	1248	1306	1363	1479	1592	1707	1821	1937	2166
		21" Semi Closed Polymer Arm Center Unit, Guest Back, Brushed Nickel Frame								
	FAE2M-CG21SPAN	1350	1409	1465	1581	1695	1809	1923	2039	2270
		21" Closed Polymer Arm Center Unit, Guest Back, Silver Metallic Frame								
	FAE2M-CG21CPAS	1260	1318	1375	1491	1606	1719	1835	1948	2179
		21" Closed Polymer Arm Center Unit, Guest Back, Brushed Nickel Frame								
	FAE2M-CG21CPAN	1363	1420	1479	1592	1708	1821	1937	2052	2282
		24" Open Polymer Arm Center Unit, Guest Back, Silver Metallic Frame								
	FAE2M-CG24OPAS	1098	1142	1188	1282	1372	1465	1557	1649	1833
		24" Open Polymer Arm Center Unit, Guest Back, Brushed Nickel Frame								
	FAE2M-CG24OPAN	1200	1245	1292	1384	1475	1567	1660	1752	1936
		24" Semi Closed Polymer Arm Center Unit, Guest Back, Silver Metallic Frame								
	FAE2M-CG24SPAS	1330	1389	1445	1561	1675	1791	1906	2020	2249
		24" Semi Closed Polymer Arm Center Unit, Guest Back, Brushed Nickel Frame								
	FAE2M-CG24SPAN	1434	1491	1547	1663	1778	1893	2008	2123	2353
		24" Closed Polymer Arm Center Unit, Guest Back, Silver Metallic Frame								
	FAE2M-CG24CPAS	1342	1399	1458	1573	1688	1803	1918	2033	2261
		24" Closed Polymer Arm Center Unit, Guest Back, Brushed Nickel Frame								
	FAE2M-CG24CPAN	1445	1504	1561	1675	1791	1906	2020	2135	2364

ORDERING NOTES:

Faeron Metal chairs can also be specified with a Wood Arm (WA) or a Solid Surface Arm (SA), replace "PA" in the model number with the **Arm Style** selection below and add the upcharge listed. See [page 98](#) for color selection.

Arm Style Option Upcharges

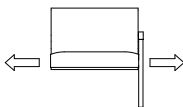
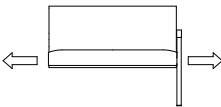
\$ List

Solid Surface Arm (each) - Gr A White	274
Solid Surface Arm (each) - Gr A Color	285
Solid Surface Arm (each) - Gr B	306
Solid Surface Arm (each) - Gr C	323
Beech/Palette Wood Arm (each)	103

PRODUCT CODE KEY

Line	Series	Chair Type	Back Type	Size	Arm Type	Arm Style	Metal Finish
FAE	2M	S	G	21	O	PA	S
Faeron	Chair	Start Unit Multiple Seating	Guest		Open Arm	Polymer Arm	Silver Metallic
		C	P	24	S	WA	N
		Center Unit Multiple Seating	Patient		Semi Closed Arm	Wood Arm	Brushed Nickel
		E		30	C	SA	
		End Unit Multiple Seating			Closed Arm	Solid Surface Arm	
				44			

FAERON METAL | MULTIPLE SEATING - START, CENTER & END UNITS

DESCRIPTION/MODEL		COM	FABRIC GRADES							LEATHER
		1	2	3	4	5	6	7	8	9
	30" Open Polymer Arm Center Unit, Guest Back, Silver Metallic Frame FAE2M-CG30OPAS	1269	1336	1401	1535	1665	1797	1932	2063	2327
	30" Open Polymer Arm Center Unit, Guest Back, Brushed Nickel Frame FAE2M-CG30OPAN	1371	1438	1505	1636	1768	1900	2033	2165	2430
	30" Semi Closed Polymer Arm Center Unit, Guest Back, Silver Metallic Frame FAE2M-CG30SPAS	1503	1581	1659	1814	1967	2123	2278	2433	2744
	30" Semi Closed Polymer Arm Center Unit, Guest Back, Brushed Nickel Frame FAE2M-CG30SPAN	1605	1683	1760	1916	2070	2226	2381	2535	2846
	30" Closed Polymer Arm Center Unit, Guest Back, Silver Metallic Frame FAE2M-CG30CPAS	1514	1592	1670	1824	1981	2135	2291	2445	2757
	30" Closed Polymer Arm Center Unit, Guest Back, Brushed Nickel Frame FAE2M-CG30CPAN	1617	1695	1773	1928	2084	2237	2392	2547	2860
	44" Open Polymer Arm Center Unit, Guest Back, Silver Metallic Frame FAE2M-CG44OPAS	1588	1672	1755	1921	2088	2256	2421	2588	2922
	44" Open Polymer Arm Center Unit, Guest Back, Brushed Nickel Frame FAE2M-CG44OPAN	1690	1774	1859	2023	2190	2359	2524	2690	3024
	44" Semi Closed Polymer Arm Center Unit, Guest Back, Silver Metallic Frame FAE2M-CG44SPAS	1821	1916	2010	2200	2390	2580	2769	2959	3339
	44" Semi Closed Polymer Arm Center Unit, Guest Back, Brushed Nickel Frame FAE2M-CG44SPAN	1923	2018	2113	2303	2492	2682	2871	3062	3440
	44" Closed Polymer Arm Center Unit, Guest Back, Silver Metallic Frame FAE2M-CG44CPAS	1835	1928	2022	2213	2403	2591	2782	2971	3350
	44" Closed Polymer Arm Center Unit, Guest Back, Brushed Nickel Frame FAE2M-CG44CPAN	1937	2031	2126	2316	2506	2695	2885	3074	3454

ORDERING NOTES:

Faeron Metal chairs can also be specified with a Wood Arm (WA) or a Solid Surface Arm (SA), replace "PA" in the model number with the **Arm Style** selection below and add the upcharge listed.
See [page 98](#) for color selection.

Arm Style Option Upcharges

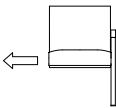
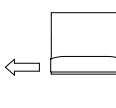
\$ List

Solid Surface Arm (each) - Gr A White	274
Solid Surface Arm (each) - Gr A Color	285
Solid Surface Arm (each) - Gr B	306
Solid Surface Arm (each) - Gr C	323
Beech/Palette Wood Arm (each)	103

PRODUCT CODE KEY

Line	Series	Chair Type	Back Type	Size	Arm Type	Arm Style	Metal Finish
FAE	2M	S	G	21	O	PA	S
Faeron	Chair	Start Unit Multiple Seating	Guest		Open Arm	Polymer Arm	Silver Metallic
		C	P	24	S	WA	N
		Center Unit Multiple Seating	Patient		Semi Closed Arm	Wood Arm	Brushed Nickel
		E		30	C	SA	
		End Unit Multiple Seating			Closed Arm	Solid Surface Arm	
				44			

FAERON METAL | MULTIPLE SEATING - START, CENTER & END UNITS

DESCRIPTION/MODEL		COM	FABRIC GRADES							LEATHER
		1	2	3	4	5	6	7	8	9
	21" Open Polymer Arm End Unit, Guest Back, Silver Metallic Frame FAE2M-EG21OPAS	1014	1060	1107	1199	1291	1383	1474	1566	1750
	21" Open Polymer Arm End Unit, Guest Back, Brushed Nickel Frame FAE2M-EG21OPAN	1116	1163	1209	1302	1393	1485	1578	1669	1853
	21" Semi Closed Polymer Arm End Unit, Guest Back, Silver Metallic Frame FAE2M-EG21SPAS	1248	1306	1363	1479	1592	1707	1821	1937	2166
	21" Semi Closed Polymer Arm End Unit, Guest Back, Brushed Nickel Frame FAE2M-EG21SPAN	1350	1409	1465	1581	1695	1809	1923	2039	2270
	21" Closed Polymer Arm End Unit, Guest Back, Silver Metallic Frame FAE2M-EG21CPAS	1260	1318	1375	1491	1606	1719	1835	1948	2179
	21" Closed Polymer Arm End Unit, Guest Back, Brushed Nickel Frame FAE2M-EG21CPAN	1363	1420	1479	1592	1708	1821	1937	2052	2282
	24" Open Polymer Arm End Unit, Guest Back, Silver Metallic Frame FAE2M-EG24OPAS	1098	1142	1188	1282	1372	1465	1557	1649	1833
	24" Open Polymer Arm End Unit, Guest Back, Brushed Nickel Frame FAE2M-EG24OPAN	1200	1245	1292	1384	1475	1567	1660	1752	1936
	24" Semi Closed Polymer Arm End Unit, Guest Back, Silver Metallic Frame FAE2M-EG24SPAS	1330	1389	1445	1561	1675	1791	1906	2020	2249
	24" Semi Closed Polymer Arm End Unit, Guest Back, Brushed Nickel Frame FAE2M-EG24SPAN	1434	1491	1547	1663	1778	1893	2008	2123	2353
	24" Closed Polymer Arm End Unit, Guest Back, Silver Metallic Frame FAE2M-EG24CPAS	1342	1399	1458	1573	1688	1803	1918	2033	2261
	24" Closed Polymer Arm End Unit, Guest Back, Brushed Nickel Frame FAE2M-EG24CPAN	1445	1504	1561	1675	1791	1906	2020	2135	2364

ORDERING NOTES:

Faeron Metal chairs can also be specified with a Wood Arm (WA) or a Solid Surface Arm (SA), replace "PA" in the model number with the **Arm Style** selection below and add the upcharge listed.
See [page 98](#) for color selection.

Arm Style Option Upcharges

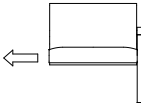
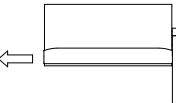
\$ List

Solid Surface Arm (each) - Gr A White	274
Solid Surface Arm (each) - Gr A Color	285
Solid Surface Arm (each) - Gr B	306
Solid Surface Arm (each) - Gr C	323
Beech/Palette Wood Arm (each)	103

PRODUCT CODE KEY

Line	Series	Chair Type	Back Type	Size	Arm Type	Arm Style	Metal Finish
FAE	2M	S	G	21	O	PA	S
Faeron	Chair	Start Unit Multiple Seating	Guest		Open Arm	Polymer Arm	Silver Metallic
		C	P	24	S	WA	N
		Center Unit Multiple Seating	Patient		Semi Closed Arm	Wood Arm	Brushed Nickel
		E		30	C	SA	
		End Unit Multiple Seating		44	Closed Arm	Solid Surface Arm	

FAERON METAL | MULTIPLE SEATING - START, CENTER & END UNITS

DESCRIPTION/MODEL		COM	1	2	COL	3	FABRIC GRADES			4	5	6	7	LEATHER		8	9
<div>End</div> <div></div>	30" Open Polymer Arm End Unit, Guest Back, Silver Metallic Frame FAE2M-EG30OPAS	1269	1336	1401	1535	1665	1797	1932	2063	2327							
	30" Open Polymer Arm End Unit, Guest Back, Brushed Nickel Frame FAE2M-EG30OPAN	1371	1438	1505	1636	1768	1900	2033	2165	2430							
	30" Semi Closed Polymer Arm End Unit, Guest Back, Silver Metallic Frame FAE2M-EG30SPAS	1503	1581	1659	1814	1967	2123	2278	2433	2744							
	30" Semi Closed Polymer Arm End Unit, Guest Back, Brushed Nickel Frame FAE2M-EG30SPAN	1605	1683	1760	1916	2070	2226	2381	2535	2846							
	30" Closed Polymer Arm End Unit, Guest Back, Silver Metallic Frame FAE2M-EG30CPAS	1514	1592	1670	1824	1981	2135	2291	2445	2757							
	30" Closed Polymer Arm End Unit, Guest Back, Brushed Nickel Frame FAE2M-EG30CPAN	1617	1695	1773	1928	2084	2237	2392	2547	2860							
<div>44"</div> <div></div>	44" Open Polymer Arm End Unit, Guest Back, Silver Metallic Frame FAE2M-EG44OPAS	1588	1672	1755	1921	2088	2256	2421	2588	2922							
	44" Open Polymer Arm End Unit, Guest Back, Brushed Nickel Frame FAE2M-EG44OPAN	1690	1774	1859	2023	2190	2359	2524	2690	3024							
	44" Semi Closed Polymer Arm End Unit, Guest Back, Silver Metallic Frame FAE2M-EG44SPAS	1821	1916	2010	2200	2390	2580	2769	2959	3339							
	44" Semi Closed Polymer Arm End Unit, Guest Back, Brushed Nickel Frame FAE2M-EG44SPAN	1923	2018	2113	2303	2492	2682	2871	3062	3440							
	44" Closed Polymer Arm End Unit, Guest Back, Silver Metallic Frame FAE2M-EG44CPAS	1835	1928	2022	2213	2403	2591	2782	2971	3350							
	44" Closed Polymer Arm End Unit, Guest Back, Brushed Nickel Frame FAE2M-EG44CPAN	1937	2031	2126	2316	2506	2695	2885	3074	3454							

ORDERING NOTES: Faeron Metal chairs can also be specified with a Wood Arm (WA) or a Solid Surface Arm (SA), replace "PA" in the model number with the Arm Style selection below and add the upcharge listed. See page 98 for color selection.	Arm Style Option Upcharges	\$ List
	Solid Surface Arm (each) - Gr A White	274
	Solid Surface Arm (each) - Gr A Color	285
	Solid Surface Arm (each) - Gr B	306
	Solid Surface Arm (each) - Gr C	323
	Beech/Palette Wood Arm (each)	103

PRODUCT CODE KEY							
Line	Series	Chair Type	Back Type	Size	Arm Type	Arm Style	Metal Finish
FAE Faeron	2M Chair	S Start Unit Multiple Seating	G Guest	21	O Open Arm	PA Polymer Arm	S Silver Metallic
		C Center Unit Multiple Seating	P Patient	24	S Semi Closed Arm	WA Wood Arm	N Brushed Nickel
		E End Unit Multiple Seating		30	C Closed Arm	SA Solid Surface Arm	
				44			

FAERON METAL | MULTIPLE SEATING - FREESPAN UNITS

DIMENSIONS & COM REQUIREMENTS

UNIT WITH NO CENTER ARM

	Overall Width	Overall Depth	Overall Height	Seat Height	Height of Arms from Floor	Width Between Arms	Seat Depth	Shipping Weight	Cube	COM Seat & Back Yardage	COM Fabric Seat Yardage	COM Fabric Back Yardage	COM Fabric Closed Arm Panel Yardage
PCFG21X2A	46.5	26.3	34.5	19	25.0	43.0	19.5	86	28	3.0	1.5	2.1	0.96
PCFP21X2A	46.5	26.3	45.0	19	25.0	43.0	19.5	96	37	3.8	1.5	3.0	0.96
PCFG21X3A	68.0	26.3	34.5	19	25.0	64.8	19.5	117	40	4.6	2.4	3.5	0.96
PCFP21X3A	68.0	26.3	45.0	19	25.0	64.8	19.5	132	54	5.8	2.4	5.0	0.96
PCFG24X2A	52.5	26.3	34.5	19	25.0	49.0	19.5	93	30	3.0	1.5	2.1	0.96
PCFP24X2A	52.5	26.3	45.0	19	25.0	49.0	19.5	103	42	3.8	1.5	3.0	0.96
PCFG24X3A	77.0	26.3	34.5	19	25.0	73.8	19.5	129	45	4.6	2.4	3.5	0.96
PCFP24X3A	77.0	26.3	45.0	19	25.0	73.8	19.5	144	61	5.8	2.4	5.0	0.96

UNIT WITH CENTER ARM

	Overall Width	Overall Depth	Overall Height	Seat Height	Height of Arms from Floor	Width Between Arms	Seat Depth	Shipping Weight	Cube	COM Seat & Back Yardage	COM Fabric Seat Yardage	COM Fabric Back Yardage
PCFG21X2B	48.3	26.3	34.5	19	25.0	21.5	19.5	95	28	3.0	1.5	2.1
PCFP21X2B	48.3	26.3	45.0	19	25.0	21.5	19.5	105	38	3.8	1.5	3.0
PCFG21X3B	71.5	26.3	34.5	19	25.0	21.5	19.5	135	40	4.6	2.4	3.5
PCFP21X3B	71.5	26.3	45.0	19	25.0	21.5	19.5	150	56	5.8	2.4	5.0
PCFG24X2B	54.3	26.3	34.5	19	25.0	24.5	19.5	102	30	3.0	1.5	2.1
PCFP24X2B	54.3	26.3	45.0	19	25.0	24.5	19.5	112	43	3.8	1.5	3.0
PCFG24X3B	80.5	26.3	34.5	19	25.0	24.5	19.5	147	45	4.6	2.4	3.5
PCFP24X3B	80.5	26.3	45.0	19	25.0	24.5	19.5	162	63	5.8	2.4	5.0

UNIT WITH CENTER ARM (CONTINUED), GUEST AND PATIENT BACKS

Unit With Center Arm (Continued)	COM Fabric Closed Arm Panels (2 Arms)	COM Fabric Closed Arm Panels (3 Arms)	COM Fabric Closed Arm Panels (4 Arms)
PCF21X2B	0.96	1.44	1.92
PCF21X3B	0.96	1.44	1.92
PCF24X2B	0.96	1.44	1.92
PCF24X3B	0.96	1.44	1.92

Note: Some vinyls, leathers & upholsteries are not suitable for application on Faeron Metal seating.

The approval process is as follows:

1. A sample of the COM must be provided to Krug Customer Service prior to or at the time of order.
2. The sample will be reviewed and the customer advised if the fabric is unsuitable.
3. The COM fabric or leather will be inspected when received at the factory, to identify any further concerns with its suitability.

ORDERING NOTES:

A drawing showing the configuration of the multiple seating and tables is required with each purchase order.

COMBINATION UPHOLSTERY OPTION

When combination upholstery is specified with fabric of the same grade or COM, an upcharge for dual fabrics is **\$32 list** per unit and **\$61 list** per unit for three fabrics will be applied. When graded in combination upholstery is selected, use the highest grade upholstery selected or to obtain a quote for blended grading contact Customer Service (please provide the fabrics specified and location of where each fabric is to be applied on the product).

Faeron Option Upcharges	\$ List		\$ List		\$ List
CAL 133 & Moisture Barrier (per yard)	61	Solid Surface Arm (each) - Gr A White	274	Solid Surface Arm (pair) - Gr A White	546
Ganging Bracket	56	Solid Surface Arm (each) - Gr A Color	285	Solid Surface Arm (pair) - Gr A Color	570
Kinetic Back (not available for Plus)	115	Solid Surface Arm (each) - Gr B	306	Solid Surface Arm (pair) - Gr B	615
21" & 24" Under-seat Splashguard	56	Solid Surface Arm (each) - Gr C	323	Solid Surface Arm (pair) - Gr C	646
Removeable Seat Cover	86	Beech/Palette Wood Arm (each)	103	Beech/Palette Wood Arm (per pair)	205
Removable Back Cover	56	Non-Marring Glide	16		

NOTE: Option upcharges are per back/seat.

Patient backs are available on multiple units, please change the model number FAE2M-SG to FAE2M-SP and add the following upcharges per back:

	Grade 1	Grade 2	Grade 3	Grade 4	Grade 5	Grade 6	Grade 7	Grade 8	Grade 9
21" Chairs	60	71	86	109	132	157	180	205	253
24" Chairs	65	78	90	114	138	162	186	210	259
30" Chairs	79	91	105	129	152	177	200	224	273

WEIGHT CAPACITIES

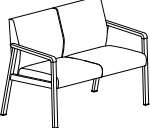
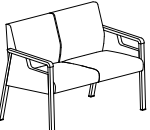
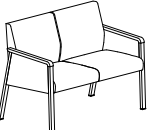
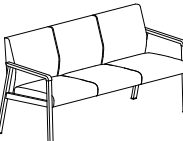
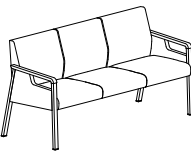

Faeron Metal weight capacities are as follows:

Guest & Patient Chairs (21" & 24") - 500 lbs

FEATURES:

For a complete list of features see **Page 9**. See **page 98** for color selection.

FAERON METAL | MULTIPLE SEATING - FREESPAN UNITS WITHOUT CENTER ARMS

DESCRIPTION/MODEL	COM		COL		FABRIC GRADES			LEATHER	
	1	2	3	4	5	6	7	8	9
	2 Seat - 21" Open Polymer Arm Pre-configured Unit, Guest Backs, Silver Metallic Frame FAE2M-PCFG21X2AOPAS 1780 1873 1964 2148 2332 2516 2700 2885 3252								
	2 Seat - 21" Open Polymer Arm Pre-configured Unit, Guest Backs, Brushed Nickel Frame AE2M-PCFG21X2AOPAN 1986 2079 2170 2354 2537 2722 2907 3090 3458								
	2 Seat - 21" Semi Closed Polymer Arm Pre-configured Unit, Guest Backs, Silver Metallic Frame FAE2M-PCFG21X2ASPAS 2192 2306 2421 2653 2883 3112 3342 3572 4032								
	2 Seat - 21" Semi Closed Polymer Arm Pre-configured Unit, Guest Backs, Brushed Nickel Frame FAE2M-PCFG21X2ASPAN 2397 2512 2628 2857 3087 3318 3546 3777 4235								
	2 Seat - 21" Closed Polymer Arm Pre-configured Unit, Guest Backs, Silver Metallic Frame FAE2M-PCFG21X2ACPAS 2205 2319 2434 2664 2894 3124 3354 3584 4043								
	2 Seat - 21" Closed Polymer Arm Pre-configured Unit, Guest Backs, Brushed Nickel Frame FAE2M-PCFG21X2ACPAN 2410 2524 2639 2869 3099 3329 3560 3790 4248								
	3 Seat - 21" Open Polymer Arm Pre-configured Unit, Guest Backs, Silver Metallic Frame FAE2M-PCFG21X3AOPAS 2446 2585 2722 2997 3274 3551 3825 4103 4654								
	3 Seat - 21" Open Polymer Arm Pre-configured Unit, Guest Backs, Brushed Nickel Frame FAE2M-PCFG21X3AOPAN 2653 2789 2927 3204 3480 3756 4032 4307 4859								
	3 Seat - 21" Semi Closed Polymer Arm Pre-configured Unit, Guest Backs, Silver Metallic Frame FAE2M-PCFG21X3ASPAS 2859 3019 3180 3503 3823 4146 4467 4791 5434								
	3 Seat - 21" Semi Closed Polymer Arm Pre-configured Unit, Guest Backs, Brushed Nickel Frame FAE2M-PCFG21X3ASPAN 3063 3224 3385 3707 4029 4350 4672 4994 5638								
	3 Seat - 21" Closed Polymer Arm Pre-configured Unit, Guest Backs, Silver Metallic Frame FAE2M-PCFG21X3ACPAS 2870 3033 3193 3515 3836 4159 4481 4802 5446								
	3 Seat - 21" Closed Polymer Arm Pre-configured Unit, Guest Backs, Brushed Nickel Frame FAE2M-PCFG21X3ACPAN 3076 3237 3396 3720 4041 4363 4685 5008 5651								

ORDERING NOTES:

Faeron Metal chairs can also be specified with a Wood Arm (WA) or a Solid Surface Arm (SA), replace "PA" in the model number with the **Arm Style** selection below and add the upcharge listed. See [page 98](#) for color selection.

Arm Style Option Upcharges

\$ List

Solid Surface Arm (pair) - Gr A White	546
Solid Surface Arm (pair) - Gr A Color	570
Solid Surface Arm (pair) - Gr B	615
Solid Surface Arm (pair) - Gr C	646
Beech/Palette Wood Arm (per pair)	205

PRODUCT CODE KEY

Line	Series	Chair Type	Back Type	Size	Unit Style	Arm Type	Arm Style	Metal Finish
FAE	2M	PCF	G	21X2	A	O	PA	S
Faeron	Chair	Pre-Configured Freelspan Multiple Unit	Guest		Unit with no Center Arm	Open Arm	Polymer Arm	Silver Metallic
			P	21X3	B	S	WA	N
			Patient		Unit with Center Arm	Semi Closed Arm	Wood Arm	Brushed Nickel
				24X2		C	SA	
						Closed Arm	Solid Surface Arm	
				24X3				

FAERON METAL | MULTIPLE SEATING - FREESPAN UNITS WITHOUT CENTER ARMS

DESCRIPTION/MODEL	COM		COL		FABRIC GRADES			LEATHER	
	1	2	3	4	5	6	7	8	9
	2 Seat - 24" Open Polymer Arm Pre-configured Unit, Guest Backs, Silver Metallic Frame								
	FAE2M-PCFG24X2AOPAS	1938	2031	2122	2306	2490	2674	2859	3041 3410
	2 Seat - 24" Open Polymer Arm Pre-configured Unit, Guest Backs, Brushed Nickel Frame								
	FAE2M-PCFG24X2AOPAN	2143	2235	2327	2512	2696	2880	3063	3247 3615
	2 Seat - 24" Semi Closed Polymer Arm Pre-configured Unit, Guest Backs, Silver Metallic Frame								
	FAE2M-PCFG24X2ASPAS	2348	2464	2580	2809	3039	3269	3498	3730 4189
	2 Seat - 24" Semi Closed Polymer Arm Pre-configured Unit, Guest Backs, Brushed Nickel Frame								
	FAE2M-PCFG24X2ASPAN	2555	2670	2784	3014	3244	3474	3705	3935 4395
	2 Seat - 24" Closed Polymer Arm Pre-configured Unit, Guest Backs, Silver Metallic Frame								
	FAE2M-PCFG24X2ACPAS	2362	2478	2591	2822	3053	3282	3512	3743 4203
	2 Seat - 24" Closed Polymer Arm Pre-configured Unit, Guest Backs, Brushed Nickel Frame								
	FAE2M-PCFG24X2ACPAN	2567	2682	2797	3028	3257	3488	3718	3946 4408
	3 Seat - 24" Open Polymer Arm Pre-configured Unit, Guest Backs, Silver Metallic Frame								
	FAE2M-PCFG24X3AOPAS	2671	2809	2946	3223	3497	3774	4050	4328 4879
	3 Seat - 24" Open Polymer Arm Pre-configured Unit, Guest Backs, Brushed Nickel Frame								
	FAE2M-PCFG24X3AOPAN	2874	3014	3153	3428	3704	3980	4256	4532 5084
	3 Seat - 24" Semi Closed Polymer Arm Pre-configured Unit, Guest Backs, Silver Metallic Frame								
	FAE2M-PCFG24X3ASPAS	3082	3243	3405	3725	4047	4370	4693	5013 5658
	3 Seat - 24" Semi Closed Polymer Arm Pre-configured Unit, Guest Backs, Brushed Nickel Frame								
	FAE2M-PCFG24X3ASPAN	3288	3448	3609	3932	4254	4574	4897	5219 5863
	3 Seat - 24" Closed Polymer Arm Pre-configured Unit, Guest Backs, Silver Metallic Frame								
	FAE2M-PCFG24X3ACPAS	3094	3256	3417	3738	4061	4383	4706	5026 5671
	3 Seat - 24" Closed Polymer Arm Pre-configured Unit, Guest Backs, Brushed Nickel Frame								
	FAE2M-PCFG24X3ACPAN	3299	3461	3622	3943	4267	4587	4910	5232 5874

ORDERING NOTES:

Faeron Metal chairs can also be specified with a Wood Arm (WA) or a Solid Surface Arm (SA), replace "PA" in the model number with the **Arm Style** selection below and add the upcharge listed.

See [page 98](#) for color selection.

Arm Style Option Upcharges

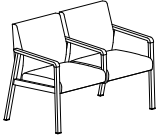
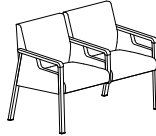
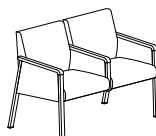
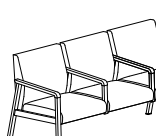
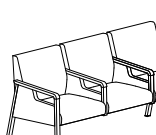
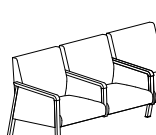
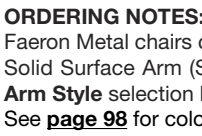
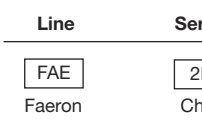


\$ List

Solid Surface Arm (pair) - Gr A White	546
Solid Surface Arm (pair) - Gr A Color	570
Solid Surface Arm (pair) - Gr B	615
Solid Surface Arm (pair) - Gr C	646
Beech/Palette Wood Arm (per pair)	205

PRODUCT CODE KEY

Line	Series	Chair Type	Back Type	Size	Unit Style	Arm Type	Arm Style	Metal Finish
FAE Faeron	2M Chair	PCF Pre-Configured Freestanding Multiple Unit	G Guest P Patient	21X2 21X3 24X2 24X3	A Unit with no Center Arm B Unit with Center Arm	O Open Arm S Semi Closed Arm C Closed Arm	PA Polymer Arm WA Wood Arm SA Solid Surface Arm	S Silver Metallic N Brushed Nickel

FAERON METAL | MULTIPLE SEATING - FREESPAN UNITS WITH CENTER ARMS

DESCRIPTION/MODEL	COM		COL		FABRIC GRADES			LEATHER	
	1	2	3	4	5	6	7	8	9
	2 Seat - 21" Open Polymer Arm Pre-configured Freespan Unit, Guest Backs, Silver Metallic Frame FAE2M-PCFG21X2BOPAS								
	2280	2373	2464	2649	2832	3016	3200	3385	3752
	2 Seat - 21" Open Polymer Arm Pre-configured Freespan Unit, Guest Backs, Brushed Nickel Frame FAE2M-PCFG21X2BOPAN								
	2588	2681	2772	2957	3140	3324	3509	3692	4060
	2 Seat - 21" Semi Closed Polymer Arm Pre-configured Freespan Unit, Guest Backs, Silver Metallic Frame FAE2M-PCFG21X2BSPAS								
	2925	3053	3179	3432	3685	3937	4189	4442	4948
	2 Seat - 21" Semi Closed Polymer Arm Pre-configured Freespan Unit, Guest Backs, Brushed Nickel Frame FAE2M-PCFG21X2BSPAN								
	3234	3361	3487	3738	3992	4245	4497	4750	5256
	2 Seat - 21" Closed Polymer Arm Pre-configured Freespan Unit, Guest Backs, Silver Metallic Frame FAE2M-PCFG21X2BCPAS								
	2950	3078	3204	3456	3709	3962	4214	4467	4972
	2 Seat - 21" Closed Polymer Arm Pre-configured Freespan Unit, Guest Backs, Brushed Nickel Frame FAE2M-PCFG21X2BCPAN								
	3258	3385	3511	3764	4017	4270	4522	4774	5281
	3 Seat - 21" Open Polymer Arm Pre-configured Freespan Unit, Guest Backs, Silver Metallic Frame FAE2M-PCFG21X3BOPAS								
	3243	3383	3519	3795	4071	4347	4624	4899	5450
	3 Seat - 21" Open Polymer Arm Pre-configured Freespan Unit, Guest Backs, Brushed Nickel Frame FAE2M-PCFG21X3BOPAN								
	3654	3792	3931	4206	4483	4757	5034	5309	5862
	3 Seat - 21" Semi Closed Polymer Arm Pre-configured Freespan Unit, Guest Backs, Silver Metallic Frame FAE2M-PCFG21X3BSPAS								
	4121	4305	4488	4856	5224	5592	5960	6328	7064
	3 Seat - 21" Semi Closed Polymer Arm Pre-configured Freespan Unit, Guest Backs, Brushed Nickel Frame FAE2M-PCFG21X3BSPAN								
	4531	4714	4898	5266	5635	6003	6370	6737	7473
	3 Seat - 21" Closed Polymer Arm Pre-configured Freespan Unit, Guest Backs, Silver Metallic Frame FAE2M-PCFG21X3BCPAS								
	4159	4342	4526	4894	5262	5631	5997	6366	7102
	3 Seat - 21" Closed Polymer Arm Pre-configured Freespan Unit, Guest Backs, Brushed Nickel Frame FAE2M-PCFG21X3BCPAN								
	4568	4753	4937	5304	5673	6040	6409	6775	7512

ORDERING NOTES:

Faeron Metal chairs can also be specified with a Wood Arm (WA) or a Solid Surface Arm (SA), replace "PA" in the model number with the **Arm Style** selection below and add the upcharge listed. See [page 98](#) for color selection.

Arm Style Option Upcharges

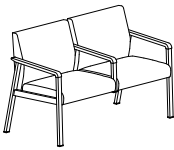
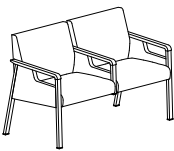
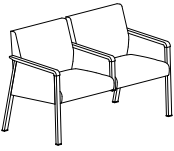
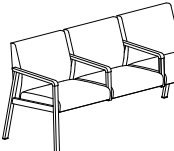
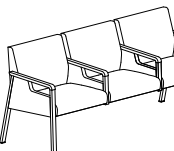
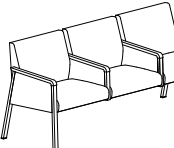
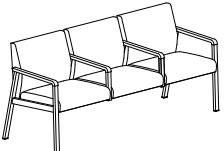
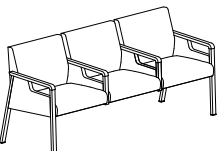
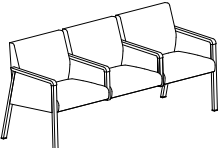
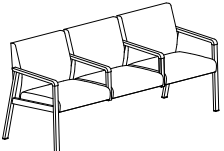
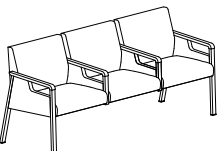
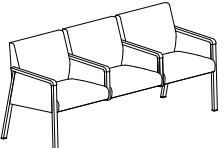
\$ List

Solid Surface Arm (pair) - Gr A White	546
Solid Surface Arm (pair) - Gr A Color	570
Solid Surface Arm (pair) - Gr B	615
Solid Surface Arm (pair) - Gr C	646
Beech/Palette Wood Arm (per pair)	205

PRODUCT CODE KEY

Line	Series	Chair Type	Back Type	Size	Unit Style	Arm Type	Arm Style	Metal Finish
FAE	2M	PCF	G	21X2	A	O	PA	S
Faeron	Chair	Pre-Configured Freespan Multiple Unit	Guest		Unit with no Center Arm	Open Arm	Polymer Arm	Silver Metallic
			P	21X3	B	S	WA	N
			Patient		Unit with Center Arm	Semi Closed Arm	Wood Arm	Brushed Nickel
				24X2		C	SA	
						Closed Arm	Solid Surface Arm	
				24X3				

FAERON METAL | MULTIPLE SEATING - FREESPAN UNITS WITH CENTER ARMS

DESCRIPTION/MODEL	COM		COL		FABRIC GRADES		LEATHER		9
	1	2	3	4	5	6	7	8	
	2 Seat - 24" Open Polymer Arm Pre-configured Freespan Unit, Guest Backs, Silver Metallic Frame								
	FAE2M-PCFG24X2BOPAS	2440	2531	2623	2807	2991	3175	3360	3541
	2 Seat - 24" Open Polymer Arm Pre-configured Freespan Unit, Guest Backs, Brushed Nickel Frame								
	FAE2M-PCFG24X2BOPAN	2746	2839	2931	3114	3298	3482	3665	3849
	2 Seat - 24" Semi Closed Polymer Arm Pre-configured Freespan Unit, Guest Backs, Silver Metallic Frame								
	FAE2M-PCFG24X2BSPAS	3083	3209	3336	3589	3843	4093	4347	4601
	2 Seat - 24" Semi Closed Polymer Arm Pre-configured Freespan Unit, Guest Backs, Brushed Nickel Frame								
	FAE2M-PCFG24X2BSPAN	3391	3517	3643	3896	4149	4402	4655	4909
	2 Seat - 24" Closed Polymer Arm Pre-configured Freespan Unit, Guest Backs, Silver Metallic Frame								
	FAE2M-PCFG24X2BCPAS	3109	3235	3362	3615	3867	4119	4372	4626
	2 Seat - 24" Closed Polymer Arm Pre-configured Freespan Unit, Guest Backs, Brushed Nickel Frame								
	FAE2M-PCFG24X2BCPAN	3416	3541	3668	3921	4174	4427	4680	4935
	3 Seat - 24" Open Polymer Arm Pre-configured Freespan Unit, Guest Backs, Silver Metallic Frame								
	FAE2M-PCFG24X3BOPAS	3468	3606	3745	4019	4296	4571	4848	5124
	3 Seat - 24" Open Polymer Arm Pre-configured Freespan Unit, Guest Backs, Brushed Nickel Frame								
	FAE2M-PCFG24X3BOPAN	3878	4016	4155	4431	4707	4983	5259	5534
	3 Seat - 24" Semi Closed Polymer Arm Pre-configured Freespan Unit, Guest Backs, Silver Metallic Frame								
	FAE2M-PCFG24X3BSPAS	4345	4530	4713	5082	5448	5818	6185	6554
	3 Seat - 24" Semi Closed Polymer Arm Pre-configured Freespan Unit, Guest Backs, Brushed Nickel Frame								
	FAE2M-PCFG24X3BSPAN	4756	4940	5124	5491	5860	6228	6595	6963
	3 Seat - 24" Closed Polymer Arm Pre-configured Freespan Unit, Guest Backs, Silver Metallic Frame								
	FAE2M-PCFG24X3BCPAS	4384	4567	4751	5118	5487	5855	6223	6589
	3 Seat - 24" Closed Polymer Arm Pre-configured Freespan Unit, Guest Backs, Brushed Nickel Frame								
	FAE2M-PCFG24X3BCPAN	4794	4979	5161	5530	5896	6266	6633	6999

ORDERING NOTES:

Faeron Metal chairs can also be specified with a Wood Arm (WA) or a Solid Surface Arm (SA), replace "PA" in the model number with the **Arm Style** selection below and add the upcharge listed. See [page 98](#) for color selection.

Arm Style Option Upcharges

\$ List

Solid Surface Arm (pair) - Gr A White	546
Solid Surface Arm (pair) - Gr A Color	570
Solid Surface Arm (pair) - Gr B	615
Solid Surface Arm (pair) - Gr C	646
Beech/Palette Wood Arm (per pair)	205

PRODUCT CODE KEY

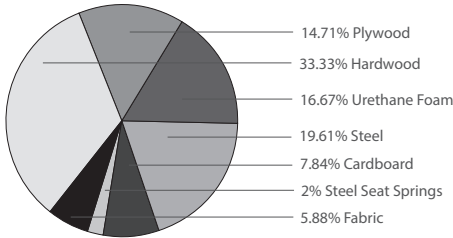
Line	Series	Chair Type	Back Type	Size	Unit Style	Arm Type	Arm Style	Metal Finish
FAE Faeron	2M Chair	PCF Pre-Configured Freespan Multiple Unit	G Guest P Patient	21X2 21X3 24X2 24X3	A Unit with no Center Arm B Unit with Center Arm	O Open Arm S Semi Closed Arm C Closed Arm	PA Polymer Arm WA Wood Arm SA Solid Surface Arm	S Silver Metallic N Brushed Nickel

FAERON WOOD | ENVIRONMENTAL SUMMARY

LEED CI CREDITS



MATERIAL CONTENT:



PRE-CONSUMER
RECYCLED CONTENT = 5.39%

POST-CONSUMER
RECYCLED CONTENT = 11.76%

Up to 27.45% of this Faeron product is
recyclable at the end of its useful life.

CONTRIBUTES TO

CREDIT 2.1 - 2.2	Construction Waste Management	1-2 point(s)
CREDIT 3.3	Resource Reuse	1 point
CREDIT 4.1	Recycled Content	1 point
CREDIT 4.5	Low Emitting Materials, Systems & Seating	1 point
CREDIT 5.1	Regional Materials*	1 point
CREDIT 7	Certified Wood (MUST BE REQUESTED)	1 point(s)

*This credit is only applicable if in total 20% of the combined value of the procurement of construction materials and in the furniture are manufactured within a radius of 500 miles. This credit will apply if the installation of the finished product occurs within 500 miles of Kitchener, Ontario.

level® CERTIFICATION, AIR EMISSIONS AND FSC® CERTIFICATION



level® CERTIFICATION

BIFMA's e3 Furniture Sustainability Standard is a voluntary, multi-attribute standard that measures the degree of sustainability of furniture. This standard evaluates product and company environmental attributes and compliance systems in a wide range of elements which include Materials, Energy & Atmosphere, Human & Ecosystem Health and Social Responsibility. Faeron products have earned level®, BIFMA's sustainability certification program for furniture, certification through third-party verification against the e3 standard.

AIR-EMISSIONS

All Faeron products are supplied with air-emissions certified. Contact customer service for information.



FSC®

In 2005, Krug received Forest Stewardship Council® (FSC®) Chain-of-Custody certification for our manufacturing facilities. The FSC® Chain-of-Custody tracks certified wood from seedling to final sale. It verifies that the material for our FSC® certified products only come from well-managed, FSC®-certified forests and other controlled sources. FSC® is dedicated to the promotion of responsible forest management worldwide helping to take care of forests for future generations. Faeron and other Krug products can be specified with FSC® Certification. Contact customer service for further information, pricing and lead times.



Architects, designers, and building professionals can specify FSC®-certified products in order to achieve a point from the U.S. Green Building Council's Leadership in Energy and Environmental Design (LEED) Rating System.

FAERON WOOD | EASY ACCESS CHAIR

DIMENSIONS

	Overall Width	Overall Depth	Overall Height	Seat Height	Height of Arms from Floor	Footrest Height	Width Between Arms	Seat Depth	Shipping Weight	Cubes
21" Guest	25.0	29.75	40.0	25	30.5	6.75	21	19.5	51	21
24" Guest	28.0	29.75	40.0	25	30.5	6.75	24	19.5	55	26
21" Patient	25.0	29.75	50.5	25	30.5	6.75	21	19.5	56	26
24" Patient	28.0	29.75	50.5	25	30.5	6.75	24	19.5	61	30

COM YARDAGES

	COM Yardage Seat Only	COM Yardage Back Only	COM Yardage Seat & Back
21" & 24" Guest - One Chair	0.9	1.4	1.6
21" & 24" Patient - One Chair	0.9	2.0	2.0

ORDERING NOTES:

COMBINATION UPHOLSTERY OPTION

When combination upholstery is specified with fabric of the same grade or COM, an upcharge for dual fabrics is **\$32 list** per unit and **\$61 list** per unit for three fabrics will be applied. When graded in combination upholstery is selected, use the highest grade upholstery selected or to obtain a quote for blended grading contact Customer Service (please provide the fabrics specified and location of where each fabric is to be applied on the product).

Faeron Option Upcharges	\$ List		\$ List
CAL 133 & Moisture Barrier (per yard)	61	Solid Surface Arm Cap (per pair) - Gr A White	347
Ganging Bracket	56	Solid Surface Arm Cap (per pair) - Gr A Color	359
Kinetic Back (not available for 30" & 44")	115	Solid Surface Arm Cap (per pair) - Gr B	378
21" & 24" Under-seat Splashguard	56	Solid Surface Arm Cap (per pair) - Gr C	391
Removeable Seat Cover (per seat)	86	Solid Surface Arm (per pair) - Gr A White	546
Removeable Back Cover (per back)	56	Solid Surface Arm (per pair) - Gr A Color	570
Urethane Arm Cap (per pair)	132	Solid Surface Arm (per pair) - Gr B	615
		Solid Surface Arm (per pair) - Gr C	646

See **Pages 91 -92** for color selection.

Patient backs are available on Easy Access units, please change the model number FAE-HG to FAE2-HP, and add the following upcharges per back:

	Grade 1	Grade 2	Grade 3	Grade 4	Grade 5	Grade 6	Grade 7	Grade 8	Grade 9
21" Chairs	60	71	86	109	132	157	180	205	253
24" Chairs	65	78	90	114	138	162	186	210	259







WEIGHT CAPACITIES

Faeron weight capacities are as follows:
Easy Access Chairs (21" & 24") - 500 lbs

FEATURES:

For a complete list of features see **Page 9**.

FAERON WOOD | EASY ACCESS CHAIR

DESCRIPTION/MODEL		Species	COM 1	2	COL 3	4	FABRIC GRADES 5		6	7	LEATHER 8		9
	21" Guest, Open Arm FAE2-HG21ONC	Beech Palette	1612	1661	1709	1806	1902	1999	2093	2192	2385		
	21" Guest, Semi Closed Arm FAE2-HG21SNC	Beech Palette	2044	2116	2189	2333	2481	2623	2768	2913	3203		
	21" Guest, Closed Arm FAE2-HG21CNC	Beech Palette	2059	2131	2202	2346	2491	2637	2781	2927	3216		
	24" Guest, Open Arm FAE2-HG24ONC	Beech Palette	1694	1744	1791	1887	1985	2081	2177	2273	2466		
	24" Guest, Semi Closed Arm FAE2-HG24SNC	Beech Palette	2126	2198	2271	2416	2560	2704	2850	2995	3285		
	24" Guest, Closed Arm FAE2-HG24CNC	Beech Palette	2138	2212	2283	2430	2573	2718	2865	3009	3298		

ORDERING NOTES: Faeron chairs can be specified with Urethane Arm Caps (UC), Solid Surface Arm Caps (SC) or Solid Surface Arm (SA), replace “NC” in the model number with the **Arm Style** selection below and add the upcharge listed on **Page 52**. See **page 98** for color selection.

	DESCRIPTION/MODEL	Price
	Metal Footrest Cap FAE2-RHFRC	77

PRODUCT CODE KEY

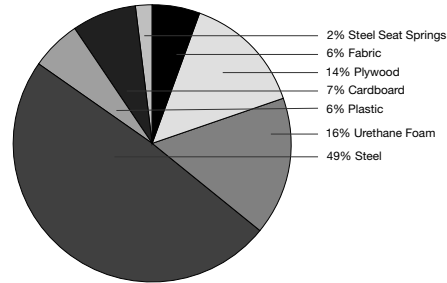
Line	Series	Chair Type	Size	Arm Type	Arm Cap
<div>FAE</div> Faeron	<div>2</div> Chair	<div>HG</div> Easy Access Guest Chair	<div>21</div>	<div>O</div> Open Arm	<div>NC</div> No Cap
		<div>HP</div> Easy Access Patient Chair	<div>24</div>	<div>S</div> Semi Closed Arm	<div>UC</div> Urethane Cap
				<div>C</div> Closed Arm	<div>SC</div> Solid Surface Cap
					<div>SA</div> Solid Surface Arm

FAERON METAL | ENVIRONMENTAL SUMMARY

LEED CI CREDITS



MATERIAL CONTENT:



PRE-CONSUMER
RECYCLED CONTENT = 12.74%

POST-CONSUMER
RECYCLED CONTENT = 17.81%

Up to 56.6% of this Faeron Metal product is recyclable at the end of its useful life.

CONTRIBUTES TO

CREDIT 2.1 - 2.2	Construction Waste Management	1-2 point(s)
CREDIT 3.3	Resource Reuse	1 point
CREDIT 4.1	Recycled Content	1 point
CREDIT 4.2	Recycled Content	1 point
CREDIT 4.5	Low Emitting Materials, Systems & Seating	1 point
CREDIT 5.1	Regional Materials*	1 point
CREDIT 7	Certified Wood (MUST BE REQUESTED)	1 point(s)

*This credit is only applicable if in total 20% of the combined value of the procurement of construction materials and in the furniture are manufactured within a radius of 500 miles. This credit will apply if the installation of the finished product occurs within 500 miles of Kitchener, Ontario.

level® CERTIFICATION, AIR EMISSIONS AND FSC® CERTIFICATION



level® CERTIFICATION

BIFMA's e3 Furniture Sustainability Standard is a voluntary, multi-attribute standard that measures the degree of sustainability of furniture. This standard evaluates product and company environmental attributes and compliance systems in a wide range of elements which include Materials, Energy & Atmosphere, Human & Ecosystem Health and Social Responsibility. Faeron products have earned level®, BIFMA's sustainability certification program for furniture, certification through third-party verification against the e3 standard.

AIR-EMISSIONS

All Faeron products are supplied with air-emissions certified. Contact customer service for information.



FSC®

In 2005, Krug received Forest Stewardship Council® (FSC®) Chain-of-Custody certification for our manufacturing facilities. The FSC® Chain-of-Custody tracks certified wood from seedling to final sale. It verifies that the material for our FSC® certified products only come from well-managed, FSC®-certified forests and other controlled sources. FSC® is dedicated to the promotion of responsible forest management worldwide helping to take care of forests for future generations. Faeron and other Krug products can be specified with FSC® Certification. Contact customer service for further information, pricing and lead times.



Architects, designers, and building professionals can specify FSC®-certified products in order to achieve a point from the US Green Building Council's Leadership in Energy and Environmental Design (LEED) Rating System.

FAERON METAL | EASY ACCESS CHAIR

DIMENSIONS

	Overall Width	Overall Depth	Overall Height	Seat Height	Height of Arms from Floor	Footrest Height	Width Between Arms	Seat Depth	Shipping Weight	Cubes
21" Guest	25.0	29.75	40.0	25.0	30.5	6.75	21	19.5	70	21
24" Guest	28.0	29.75	40.0	25.0	30.5	6.75	24	19.5	74	26
21" Patient	25.0	29.75	50.5	25.0	30.5	6.75	21	19.5	75	26
24" Patient	28.0	29.75	50.5	25.0	30.5	6.75	24	19.5	80	30

COM YARDAGES

	COM Yardage Seat Only	COM Yardage Back Only	COM Yardage Seat & Back	COM Yardage Closed Arm
21" & 24" Guest - One Chair	0.9	1.4	1.6	0.96
21" & 24" Patient - One Chair	0.9	2.0	2.0	0.96

ORDERING NOTES:

A drawing showing the configuration of the multiple seating and tables is required with each purchase order.

COMBINATION UPHOLSTERY OPTION

When combination upholstery is specified with fabric of the same grade or COM, an upcharge for dual fabrics is **\$32 list** per unit and **\$61 list** per unit for three fabrics will be applied. When graded in combination upholstery is selected, use the highest grade upholstery selected or to obtain a quote for blended grading contact Customer Service (please provide the fabrics specified and location of where each fabric is to be applied on the product).

Faeron Metal Option Upcharges	\$ List		\$ List
CAL 133 & Moisture Barrier (per yard)	61	Solid Surface Arm (per pair) - Gr A White	546
Ganging Bracket	56	Solid Surface Arm (per pair) - Gr A Color	570
Kinetic Back (not available for Plus)	115	Solid Surface Arm (per pair) - Gr B	615
21" & 24" Under-seat Splashguard	56	Solid Surface Arm (per pair) - Gr C	646
Removeable Seat Cover (per seat)	86	Beech/Palette Wood Arm (per pair)	205
Removable Back Cover (per back)	56	See page 98 for color selection.	
Non-Marring Glides	16		

Patient backs are available on Easy Access chairs, please change the model number FAE2M-HG to FAE2M-HP and add the following upcharges per back:

	Grade 1	Grade 2	Grade 3	Grade 4	Grade 5	Grade 6	Grade 7	Grade 8	Grade 9
21" Chairs	60	71	86	109	132	157	180	205	253
24" Chairs	65	78	90	114	138	162	186	210	259

WEIGHT CAPACITIES




Faeron Metal weight capacities are as follows:

Guest & Patient Chairs (21" & 24") - 500 lbs

FEATURES:

For a complete list of features see **Page 9**.

FAERON METAL | EASY ACCESS CHAIR

DESCRIPTION/MODEL		COM 1	2	COL 3	4	FABRIC GRADES 5	6	7	LEATHER 8	9
	21" Open Polymer Arm, Silver Metallic Frame FAE2M-HG21OPAS	1607	1653	1697	1790	1880	1972	2064	2156	2339
	21" Open Polymer Arm, Brushed Nickel Frame FAE2M-HG21OPAN	2129	2174	2219	2312	2402	2494	2586	2677	2860
	21" Semi Closed Polymer Arm, Silver Metallic Frame FAE2M-HG21SPAS	2018	2087	2156	2293	2431	2568	2705	2843	3118
	21" Semi Closed Polymer Arm, Brushed Nickel Frame FAE2M-HG21SPAN	2539	2609	2677	2815	2952	3090	3227	3365	3639
	21" Closed Polymer Arm, Silver Metallic Frame FAE2M-HG21CPAS	2031	2100	2169	2305	2443	2581	2718	2856	3131
	21" Closed Polymer Arm, Brushed Nickel Frame FAE2M-HG21CPAN	2553	2620	2689	2827	2965	3102	3240	3377	3652
	24" Open Polymer Arm, Silver Metallic Frame FAE2M-HG24OPAS	1636	1683	1730	1820	1912	2004	2093	2186	2369
	24" Open Polymer Arm, Brushed Nickel Frame FAE2M-HG24OPAN	2170	2216	2261	2354	2444	2535	2628	2718	2902
	24" Semi Closed Polymer Arm, Silver Metallic Frame FAE2M-HG24SPAS	2047	2116	2186	2322	2461	2598	2736	2872	3148
	24" Semi Closed Polymer Arm, Brushed Nickel Frame FAE2M-HG24SPAN	2581	2649	2718	2856	2993	3131	3268	3407	3681
	24" Closed Polymer Arm, Silver Metallic Frame FAE2M-HG24CPAS	2061	2130	2198	2336	2472	2611	2747	2886	3161
	24" Closed Polymer Arm, Brushed Nickel Frame FAE2M-HG24CPAN	2592	2661	2731	2868	3007	3142	3281	3418	3693

ORDERING NOTES:

Faeron Metal chairs can also be specified with a Wood Arm (WA) or a Solid Surface Arm (SA), replace "PA" in the model number with the **Arm Style** selection below and add the upcharge listed.
See [page 98](#) for color selection.

Arm Style Option Upcharges

\$ List

Solid Surface Arm (per pair) - Gr A White	546
Solid Surface Arm (per pair) - Gr A Color	570
Solid Surface Arm (per pair) - Gr B	615
Solid Surface Arm (per pair) - Gr C	646
Beech/Palette Wood Arm (per pair)	205

PRODUCT CODE KEY

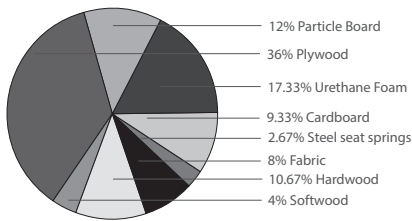
Line	Series	Chair Type	Size	Arm Type	Arm Style	Metal Finish
<div>FAE</div> Faeron	<div>2M</div> Chair	<div>HG</div> Easy Access Guest Chair	<div>21</div>	<div>O</div> Open Arm	<div>PA</div> Polymer Arm	<div>S</div> Silver Metallic
		<div>HP</div> Easy Access Patient Chair	<div>24</div>	<div>S</div> Semi Closed Arm	<div>WA</div> Wood Arm	<div>N</div> Brushed Nickel
				<div>C</div> Closed Arm	<div>SA</div> Solid Surface Arm	

FAERON WOOD | ENVIRONMENTAL SUMMARY

LEED CI CREDITS



MATERIAL CONTENT:



PRE-CONSUMER
RECYCLED CONTENT = 12.67%

POST-CONSUMER
RECYCLED CONTENT = 9.40%

Up to 18.93% of this Faeron product is recyclable at the end of its useful life.

CONTRIBUTES TO		
CREDIT 2.1 - 2.2	Construction Waste Management	1-2 point(s)
CREDIT 3.3	Resource Reuse	1 point
CREDIT 4.1	Recycled Content	1 point
CREDIT 4.5	Low Emitting Materials, Systems & Seating	1 point
CREDIT 5.1	Regional Materials*	1 point
CREDIT 7	Certified Wood (MUST BE REQUESTED)	1 point(s)

*This credit is only applicable if in total 20% of the combined value of the procurement of construction materials and in the furniture are manufactured within a radius of 500 miles. This credit will apply if the installation of the finished product occurs within 500 miles of Kitchener, Ontario.

level® CERTIFICATION, AIR EMISSIONS AND FSC® CERTIFICATION



level® CERTIFICATION

BIFMA's e3 Furniture Sustainability Standard is a voluntary, multi-attribute standard that measures the degree of sustainability of furniture. This standard evaluates product and company environmental attributes and compliance systems in a wide range of elements which include Materials, Energy & Atmosphere, Human & Ecosystem Health and Social Responsibility. Faeron products have earned level®, BIFMA's sustainability certification program for furniture, certification through third-party verification against the e3 standard.

AIR-EMISSIONS

All Faeron products are supplied with air-emissions certified. Contact customer service for information.



FSC®

In 2005, Krug received Forest Stewardship Council® (FSC®) Chain-of-Custody certification for our manufacturing facilities. The FSC® Chain-of-Custody tracks certified wood from seedling to final sale. It verifies that the material for our FSC® certified products only come from well-managed, FSC®-certified forests and other controlled sources. FSC® is dedicated to the promotion of responsible forest management worldwide helping to take care of forests for future generations. Faeron and other Krug products can be specified with FSC® Certification. Contact customer service for further information, pricing and lead times.



Architects, designers, and building professionals can specify FSC®-certified products in order to achieve a point from the U.S. Green Building Council's Leadership in Energy and Environmental Design (LEED) Rating System.

DIMENSIONS & COM REQUIREMENTS

	Overall Width	Overall Depth	Overall Height	Seat Height	Height of Arms from Floor	Width Between Arms	Seat Depth	Shipping Weight	Cube	COM Yardage Entire Unit	COM Yardage Seat Only	COM Yardage Back Only	COM Yardage Arm Only
One-Seat - wood arm													
lounge	27	28.5	31.5	17.8	24	23	21	55	20	4.2	1.3	1.7	1.2
high back	27	28.5	41.5	17.8	24	23	21	59	24	4.8	1.3	2.3	1.2
One-Seat - armless													
lounge	23	28.5	31.5	17.8	-	-	21	52	20	3	1.3	1.7	-
high back	23	28.5	41.5	17.8	-	-	21	55	24	3.6	1.3	2.3	-
One-Seat - upholstered arm													
lounge	28	28.5	31.5	17.8	24	23	21	75	20	5.9	1.3	1.7	2.9
high back	28	28.5	41.5	17.8	24	23	21	79	24	6.5	1.3	2.3	2.9
wingback	32	28.5	42.5	17.8	24	23	21	84	27	7.5	1.3	3.3	2.9
One-Seat wide - wood arm													
lounge	34	28.5	31.5	17.8	24	30	21	64	23	4.4	1.5	1.7	1.2
high back	34	28.5	41.5	17.8	24	30	21	68	27	5	1.5	2.3	1.2
One-Seat wide - armless													
lounge	30	28.5	31.5	17.8	-	-	21	61	23	3.2	1.5	1.7	-
high back	30	28.5	41.5	17.8	-	-	21	65	27	3.8	1.5	2.3	-
One-Seat wide - upholstered arm													
lounge	35	28.5	31.5	17.8	24	30	21	84	23	6.1	1.5	1.7	2.9
high back	35	28.5	41.5	17.8	24	30	21	88	27	6.7	1.5	2.3	2.9
wingback	39	28.5	42.5	17.8	24	30	21	93	30	7.5	1.3	3.3	2.9
Two-seat - wood arm													
lounge	50	28.5	31.5	17.8	24	46	21	88	36	5.5	1.7	2.6	1.2
high back	50	28.5	41.5	17.8	24	46	21	95	43	6.4	1.7	3.5	1.2
Two-seat - armless													
lounge	46	28.5	31.5	17.8	-	-	21	87	36	4.3	1.7	2.6	-
high back	46	28.5	41.5	17.8	-	-	21	94	43	5.2	1.7	3.5	-
Two-seat - upholstered arm													
lounge	51	28.5	31.5	17.8	24	46	21	108	36	7.2	1.7	2.6	2.9
high back	51	28.5	41.5	17.8	24	46	21	115	43	8.1	1.7	3.5	2.9
wingback	55	28.5	42.5	17.8	24	46	21	120	46	9.1	1.7	4.5	2.9
Three-seat - wood arm													
lounge	73	28.5	31.5	17.8	24	69	21	120	52	7.1	2.5	3.4	1.2
high back	73	28.5	41.5	17.8	24	69	21	130	61	8.4	2.5	4.7	1.2
Three-seat - armless													
lounge	69	28.5	31.5	17.8	-	-	21	122	52	5.9	2.5	3.4	-
high back	69	28.5	41.5	17.8	-	-	21	132	61	7.2	2.5	4.7	-
Three-seat - upholstered arm													
lounge	74	28.5	31.5	17.8	24	69	21	140	52	8.8	2.5	3.4	2.9
high back	74	28.5	41.5	17.8	24	69	21	150	61	10.1	2.5	4.7	2.9
wingback	78	28.5	42.5	17.8	24	69	21	155	64	10.3	1.7	5.7	2.9

ORDERING NOTES:

CONTRASTING BACKS, SEATS & CLOSED ARMS

COMBINATION UPHOLSTERY OPTION

When combination upholstery is specified with fabric of the same grade or COM, an upcharge for dual fabrics is **\$32 list** per unit and **\$61 list** per unit for three fabrics will be applied. When graded in combination upholstery is selected, use the highest grade upholstery selected or to obtain a quote for blended grading contact Customer Service (please provide the fabrics specified and location of where each fabric is to be applied on the product).

WEIGHT CAPACITIES

Faeron weight capacities are as follows:

- One -Seat - 500 lbs
- One -Seat - Plus - 750 lbs
- One-Seat Wide - 500 lbs
- One-Seat Wide Plus - 750 lbs
- Two- Seat - 625 lbs
- Two- Seat Plus- 975 lbs
- Three - Seat - 850 lbs
- Three - Seat Plus- 1200 lbs

Faeron Option Upcharges	\$ List	\$ List
CAL 133 & Moisture Barrier (per yard)	61	Solid Surface Arm Cap (per pair) - Gr A White 366
One-Seat Removable Back Covers	145	Solid Surface Arm Cap (per pair) - Gr A Color 379
One-Seat Wide Removable Back Covers	218	Solid Surface Arm Cap (per pair) - Gr B 402
Two-Seat Removable Back Covers	288	Solid Surface Arm Cap (per pair) - Gr C 415
Three-Seat Removable Back Covers	432	Solid Surface Arm (per pair) - Gr A White 645
One-Seat Removable Seat Covers	145	Solid Surface Arm (per pair) - Gr A Color 675
One-Seat Wide Removable Seat Covers	218	Solid Surface Arm (per pair) - Gr B 732
Two-Seat Removable Seat Covers	288	Solid Surface Arm (per pair) - Gr C 772
Three-Seat Removable Seat Covers	432	Urethane Arm Cap (per pair) 145
		Upholstered Lounge Wood Arm Cap (per pair) 184



See **page 98** for color selection.

FAERON WOOD | LOUNGE FEATURES & OPTIONS



WOOD ARM

Faeron Wood Arm Lounge chairs are available with optional Arm Caps in Urethane and Solid Surface. As well as a Solid Surface Arm.



ARMLESS

Faeron Armless Lounge seating can be specified with a full wood base providing an enhanced base profile.



UPHOLSTERED ARM

Faeron Upholstered arm lounge chairs are available with optional arm caps in Wood, Solid Surface and Urethane (Wingback lounge is not available with Urethane cap).



ARM PANEL

Arm Panels are available on Faeron Wood Arm Lounge seating in semi and fully closed styles for optimum design flexibility.




BEECH WOOD LEGS

Faeron Lounge legs and bases are solid Beech available in 22 finish selections and feature non-marring glides.



METAL LEGS

Faeron Upholstered Arm models are also available with Metal Legs; Silver Metallic or Brushed Nickel finish.



LOUNGE WALL SAVER

Faeron Lounge models include a wall saver feature in which the angle of the back and the rear legs are designed to keep the back away from the wall, to prevent wear and damage to both the chair and the wall. Not included for Faeron High Back Lounge or Faeron Wingback Lounge due to back height.



CLEAN OUT

All Faeron Lounge seating has a built-in clean out feature: a space at the back of the seat that allows dirt, debris and liquid to fall to the floor for easy clean up and maintenance - designed so that it does not detract from the comfort or appearance of the product.



OPTIONS

URETHANE ARM CAP

The optional Urethane Arm Cap is available on Wood Arm Lounge and Upholstered Arm Lounge and provides enhanced durability and protection for the arms. This is field replaceable if this becomes damaged or degraded and is available in three colors; Black, Grey and Taupe.

WOOD ARM CAP

The optional Solid Beech Arm Cap is available on Upholstered Arm and Wingback Lounge. This is field replaceable if this becomes damaged or degraded.

SOLID SURFACE ARM CAP

The optional Solid Surface Arm Cap is available on Wood Arm Lounge and Upholstered Arm Lounge and provides enhanced durability, protection and cleanability for the arms. This is field replaceable if this becomes damaged or degraded and is available in 8 standard colors.

SOLID SURFACE ARM

The optional Solid Surface Arm is available on Wood Arm Lounge and provides a fully seamless armrest for enhanced durability, protection and cleanability. It is available in 8 standard colors and replaceable as a full side frame if it becomes damaged or degraded.

COMBINATION UPHOLSTERY OPTION

When combination upholstery is specified with fabric of the same grade or COM, an upcharge for dual fabrics is **\$32 list** per unit and **\$61 list** per unit for three fabrics will be applied. When graded in combination upholstery is selected, use the highest grade upholstery selected or to obtain a quote for blended grading contact Customer Service (please provide the fabrics specified and location of where each fabric is to be applied on the product).

MOISTURE BARRIER & CAL 133

California Technical Bulletin 133 is a flammability test for seating. Krug offers a compliance method, in combination with non-flammable upholstery covers, that may enable products to meet certification requirements for this test. This process at the same time also provides the products with a Moisture Barrier - a treatment that helps to prevent the passage of liquids and moisture to inside of the upholstered components - thereby conferring sanitary and anti-infection benefits. So when CAL133 is specified, the product also automatically has a Moisture Barrier, and when a Moisture Barrier is specified, the product also features the compliance method and low flammability features of CAL 133. The application of this up-charge and the compliance method does not mean that the specific configuration of product and upholstery cover are tested and officially certified as being CAL133 compliant. If the official certification is required, Krug will provide this (through an independent certified testing laboratory) at a charge of \$874 per item, plus the cost of the product to be tested. Lead time for certification testing is typically 4-8 weeks.








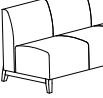

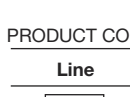



REMOVABLE AND REPLACEABLE COVERS

Faeron Lounge Chairs are available with a Removable Seat & Back Covers.

See **page 58** for upcharges.

Faeron Lounge Images | www.krug.ca

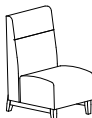
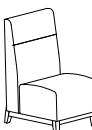
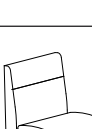
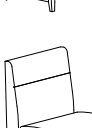
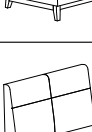
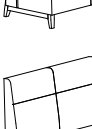
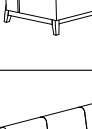

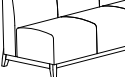
FAERON WOOD | ARMLESS LOUNGE

DESCRIPTION/MODEL	Species	COM		COL		FABRIC GRADES			LEATHER	
		1	2	3	4	5	6	7	8	9
	One-Seat, Armless Lounge, Standard Base									
	FAE3-AL1S Beech	1924	2003	2077	2228	2378	2530	2681	2830	3134
	One-Seat Plus, Armless Lounge, Standard Base									
	FAE3-ALB1S Beech	1997	2073	2148	2299	2449	2602	2753	2903	3206
	One-Seat, Armless Lounge, Full Wood Base									
	FAE3-AL1F Beech	2082	2157	2232	2383	2533	2684	2836	2986	3289
	One-Seat Plus, Armless Lounge, Full Wood Base									
	FAE3-ALB1F Beech	2154	2229	2304	2455	2606	2756	2908	3058	3361
	One-Seat Wide, Armless Lounge, Standard Base									
	FAE3-AL1+S Beech	2175	2278	2383	2587	2793	2996	3203	3408	3818
	One-Seat Wide Plus, Armless Lounge, Standard Base									
	FAE3-ALB1+S Beech	2255	2357	2460	2664	2870	3076	3280	3487	3895
	One-Seat Wide, Armless Lounge, Full Wood Base									
	FAE3-AL1+F Beech	2375	2479	2583	2787	2991	3197	3403	3607	4017
	One-Seat Wide Plus, Armless Lounge, Full Wood Base									
	FAE3-ALB1+F Beech	2455	2557	2659	2865	3069	3274	3480	3686	4093
	Two-Seat, Armless Lounge, Standard Base									
	FAE3-AL2S Beech	2727	2842	2955	3181	3408	3634	3860	4086	4539
	Two-Seat Plus, Armless Lounge, Standard Base									
	FAE3-ALB2S Beech	2840	2952	3064	3291	3517	3744	3971	4196	4650
	Two-Seat, Armless Lounge, Full Wood Base									
	FAE3-AL2F Beech	3009	3122	3236	3461	3688	3915	4141	4368	4820
	Two-Seat Plus, Armless Lounge, Full Wood Base									
	FAE3-ALB2F Beech	3118	3234	3346	3570	3798	4023	4250	4479	4930
	Three-Seat, Armless Lounge, Standard Base									
	FAE3-AL3S Beech	3616	3795	3978	4340	4702	5064	5425	5789	6512
	Three-Seat Plus, Armless Lounge, Standard Base									
	FAE3-ALB3S Beech	3799	3981	4162	4524	4887	5248	5611	5973	6697
	Three-Seat, Armless Lounge, Full Wood Base									
	FAE3-AL3F Beech	3985	4165	4347	4710	5071	5434	5794	6158	6883
	Three-Seat Plus, Armless Lounge, Full Wood Base									
	FAE3-ALB3F Beech	4170	4350	4532	4895	5257	5618	5981	6343	7067

PRODUCT CODE KEY

Line	Series	Chair Type	Size		Base
FAE	3-A	L	1	B1	S
Faeron	Lounge Seating	Lounge	One-Seat	One-Seat Plus	Standard Base
		H	1+	B1+	F
		High Back Lounge	One-Seat Wide	One-Seat Wide Plus	Full Wood Base
			2	B2	
			Two-Seat	Two-Seat Plus	
			3	B3	
			Three-Seat	Three-Seat Plus	


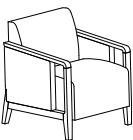
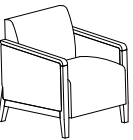
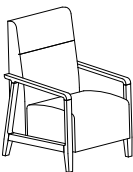
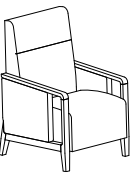
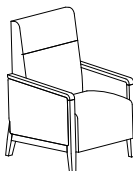
FAERON WOOD | ARMLESS HIGH BACK LOUNGE

DESCRIPTION/MODEL		Species	COM	COL		FABRIC GRADES		LEATHER			
			1	2	3	4	5	6	7	8	9
	One-Seat, Armless High back Lounge, Standard Base										
	FAE3-AH1S	Beech	2163	2256	2347	2532	2717	2900	3085	3269	3638
	One-Seat Plus, Armless High back Lounge, Standard Base										
	FAE3-AHB1S	Beech	2235	2328	2420	2605	2789	2972	3158	3342	3710
	One-Seat, Armless High back Lounge, Full Wood Base										
	FAE3-AH1F	Beech	2319	2411	2504	2688	2871	3057	3241	3425	3794
	One-Seat Plus, Armless High back Lounge, Full Wood Base										
	FAE3-AHB1F	Beech	2391	2484	2575	2760	2944	3130	3313	3497	3867
	One-Seat Wide, Armless High back Lounge, Standard Base										
	FAE3-AH1+S	Beech	2431	2551	2670	2909	3147	3386	3625	3864	4341
	One-Seat Wide Plus, Armless High back Lounge, Standard Base										
	FAE3-AHB1+S	Beech	2510	2630	2747	2986	3224	3463	3703	3942	4419
	One-Seat Wide, Armless High back Lounge, Full Wood Base										
	FAE3-AH1+F	Beech	2631	2749	2869	3109	3347	3586	3824	4063	4540
	One-Seat Wide Plus, Armless High back Lounge, Full Wood Base										
	FAE3-AHB1+F	Beech	2710	2828	2948	3185	3424	3663	3902	4141	4617
	Two-Seat, Armless High back Lounge, Standard Base										
	FAE3-AH2S	Beech	2907	3036	3165	3425	3686	3945	4206	4463	4984
	Two-Seat Plus, Armless High back Lounge, Standard Base										
	FAE3-AHB2S	Beech	3015	3146	3276	3536	3795	4057	4316	4574	5093
	Two-Seat, Armless High back Lounge, Full Wood Base										
	FAE3-AH2F	Beech	3186	3318	3447	3707	3966	4226	4485	4744	5265
	Two-Seat Plus, Armless High back Lounge, Full Wood Base										
	FAE3-AHB2F	Beech	3297	3427	3558	3817	4078	4338	4597	4855	5374
	Three-Seat, Armless High back Lounge, Standard Base										
	FAE3-AH3S	Beech	3862	4078	4291	4720	5150	5579	6008	6438	7295
	Three-Seat Plus, Armless High back Lounge, Standard Base										
	FAE3-AHB3S	Beech	4046	4261	4475	4905	5336	5764	6192	6623	7481
	Three-Seat, Armless High back Lounge, Full Wood Base										
	FAE3-AH3F	Beech	4232	4445	4660	5090	5519	5948	6378	6807	7663
	Three-Seat Plus, Armless High back Lounge, Full Wood Base										
	FAE3-AHB3F	Beech	4417	4631	4845	5275	5705	6133	6561	6991	7848

PRODUCT CODE KEY

Line	Series	Chair Type	Size		Base
FAE	3-A	L	1	B1	S
Faeron	Armless Lounge Seating	Lounge	One-Seat	One-Seat Plus	Standard Base
		H	1+	B1+	F
		High Back Lounge	One-Seat Wide	One-Seat Wide Plus	Full Wood Base
			2	B2	
			Two-Seat	Two-Seat Plus	
			3	B3	
			Three-Seat	Three-Seat Plus	

FAERON WOOD | LOUNGE & HIGH BACK LOUNGE

DESCRIPTION/MODEL	Species	COM 1	2	COL 3	4	FABRIC GRADES 5 6		7	LEATHER 8	9
	One-Seat, Wood Arm Lounge, Open Arm FAE3-WL1ONC Beech	2033	2109	2185	2335	2486	2637	2788	2938	3241
	One-Seat Plus, Wood Arm Lounge, Open Arm FAE3-WL1BONC Beech	2106	2182	2256	2407	2558	2710	2860	3011	3313
	One-Seat Wood Arm Lounge, Semi Closed Arm FAE3-WL1SNC Beech	2595	2709	2819	3041	3266	3489	3711	3935	4381
	One-Seat Plus Wood Arm Lounge, Semi Closed Arm FAE3-WL1BSNC Beech	2669	2780	2892	3114	3339	3561	3785	4007	4455
	One-Seat Wood Arm Lounge, Closed Arm FAE3-WL1CNC Beech	2616	2728	2841	3063	3288	3510	3733	3957	4403
	One-Seat Plus Wood Arm Lounge, Closed Arm FAE3-WL1BCNC Beech	2689	2800	2912	3136	3360	3582	3805	4029	4475
	One-Seat Wood Arm High Back Lounge, Open Arm FAE3-WH1ONC Beech	2272	2363	2457	2640	2824	3010	3194	3378	3747
	One-Seat Plus Wood Arm High Back Lounge, Open Arm FAE3-WH1BONC Beech	2344	2436	2529	2713	2896	3082	3266	3450	3819
	One-Seat Wood Arm High Back Lounge, Semi Closed Arm FAE3-WH1SNC Beech	2832	2963	3090	3347	3605	3860	4117	4374	4888
	One-Seat Plus Wood Arm High Back Lounge, Semi Closed Arm FAE3-WH1BSNC Beech	2907	3035	3162	3419	3676	3933	4189	4446	4961
	One-Seat Wood Arm High Back Lounge, Closed Arm FAE3-WH1CNC Beech	2854	2984	3111	3368	3625	3880	4139	4396	4909
	One-Seat Plus Wood Arm High Back Lounge, Closed Arm FAE3-WH1BCNC Beech	2927	3056	3183	3439	3697	3955	4211	4468	4982

ORDERING NOTES: Faeron chairs can be specified with Urethane Arm Caps (UC), Solid Surface Arm Caps (SC) or Solid Surface Arm (SA), replace "NC" in the model number with the **Arm Style** selection below and add the upcharge listed on [Page 58](#). See [page 98](#) for color selection.

PRODUCT CODE KEY

Line	Series	Chair Type	Size		Arm Style	Arm Cap
FAE Faeron	3-W Wood Arm Lounge Seating	L Lounge	1 One-Seat	B1 One-Seat Plus	O Open Arm	NC No Cap
		H High Back Lounge	1+ One-Seat Wide	B1+ One-Seat Wide Plus	S Semi Closed Arm	UC Urethane Cap
			2 Two-Seat	B2 Two-Seat Plus	C Closed Arm	SC Solid Surface Cap
			3 Three-Seat	B3 Three-Seat Plus		SA Solid Surface Arm

FAERON WOOD | LOUNGE & HIGH BACK LOUNGE

DESCRIPTION/MODEL		Species	COM 1	2	COL 3	4	FABRIC GRADES 5		6	7	LEATHER 8	9
	One-Seat Wide Wood Arm Lounge, Open Wood Arm FAE3-WL1+ONC	Beech	2234	2336	2439	2642	2849	3055	3260	3465	3874	
	One-Seat Wide Plus Wood Arm Lounge, Open Arm FAE3-WLB1+ONC	Beech	2312	2413	2515	2722	2927	3133	3339	3541	3955	
	One-Seat Wide Wood Arm Lounge, Semi Closed Arm FAE3-WL1+SNC	Beech	2796	2935	3071	3350	3629	3907	4184	4461	5017	
	One-Seat Wide Plus Wood Arm Lounge, Semi Closed Arm FAE3-WLB1+SNC	Beech	2872	3012	3151	3428	3707	3984	4261	4539	5093	
	One-Seat Wide Wood Arm Lounge, Closed Arm FAE3-WL1+CNC	Beech	2817	2956	3093	3371	3648	3928	4205	4483	5037	
	One-Seat Wide Plus Wood Arm Lounge, Closed Arm FAE3-WLB1+CNC	Beech	2894	3034	3172	3449	3728	4005	4284	4560	5114	
	One-Seat Wide Wood Arm High Back Lounge, Open Arm FAE3-WH1+ONC	Beech	2488	2609	2727	2966	3204	3442	3682	3920	4398	
	One-Seat Wide Plus Wood Arm High Back Lounge, Open Arm FAE3-WHB1+ONC	Beech	2566	2685	2804	3042	3282	3521	3761	3998	4475	
	One-Seat Wide, Wood Arm High Back Lounge, Semi Closed Arm FAE3-WH1+SNC	Beech	3051	3206	3362	3672	3984	4295	4607	4917	5538	
	One-Seat Wide Plus Wood Arm High Back Lounge, Semi Closed Arm FAE3-WHB1+SNC	Beech	3129	3284	3438	3749	4061	4372	4684	4994	5617	
	One-Seat Wide Wood Arm High Back Lounge, Closed Arm FAE3-WH1+CNC	Beech	3070	3225	3383	3693	4005	4316	4628	4939	5560	
	One-Seat Wide Plus Wood Arm High Back Lounge, Closed Arm FAE3-WHB1+CNC	Beech	3148	3305	3460	3771	4083	4394	4707	5017	5638	

ORDERING NOTES: Faeron chairs can be specified with Urethane Arm Caps (UC), Solid Surface Arm Caps (SC) or Solid Surface Arm (SA), replace “NC” in the model number with the **Arm Style** selection below and add the upcharge listed on [Page 58](#). See [page 98](#) for color selection.

PRODUCT CODE KEY

Line	Series	Chair Type	Size		Arm Style	Arm Cap
FAE Faeron	3-W Wood Arm Lounge Seating	L Lounge	1 One-Seat	B1 One-Seat Plus	O Open Arm	NC No Cap
		H High Back Lounge	1+ One-Seat Wide	B1+ One-Seat Wide Plus	S Semi Closed Arm	UC Urethane Cap
			2 Two-Seat	B2 Two-Seat Plus	C Closed Arm	SC Solid Surface Cap
			3 Three-Seat	B3 Three-Seat Plus		SA Solid Surface Arm

FAERON WOOD | LOUNGE & HIGH BACK LOUNGE

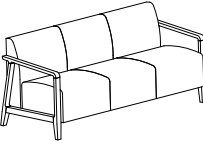
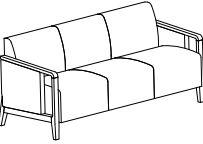
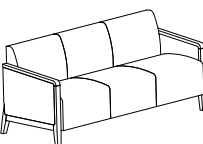
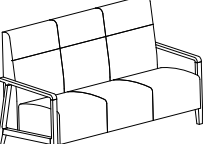
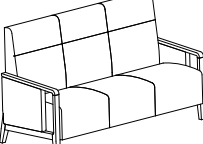
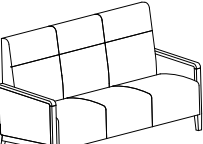
DESCRIPTION/MODEL		Species	COM 1	2	COL 3	4	FABRIC GRADES 5		6	7	LEATHER 8	9
	Two-Seat Wood Arm Lounge, Open Arm FAE3-WL2ONC	Beech	2815	2927	3039	3267	3492	3720	3945	4171	4625	
	Two-Seat Plus Wood Arm Lounge, Open Arm FAE3-WLB2ONC	Beech	2898	3011	3124	3350	3579	3804	4030	4257	4710	
	Two-Seat Wood Arm Lounge, Semi Closed Arm FAE3-WL2SNC	Beech	3375	3525	3675	3973	4272	4570	4869	5167	5766	
	Two-Seat Plus Wood Arm Lounge, Semi Closed Arm FAE3-WLB2SNC	Beech	3460	3609	3760	4059	4356	4656	4954	5254	5849	
	Two-Seat Wood Arm Lounge, Closed Arm FAE3-WL2CNC	Beech	3396	3546	3696	3994	4293	4590	4891	5190	5788	
	Two-Seat Plus Wood Arm Lounge, Closed Arm FAE3-WLB2CNC	Beech	3481	3631	3780	4080	4377	4678	4973	5274	5871	
	Two-Seat Wood Arm High Back Lounge, Open arm FAE3-WH2ONC	Beech	2991	3121	3250	3511	3771	4032	4291	4551	5070	
	Two-Seat Plus Wood Arm High back Lounge, Open arm FAE3-WHB2ONC	Beech	3078	3207	3335	3594	3855	4114	4374	4635	5155	
	Two-Seat Wood Arm High Back Lounge, Semi Closed Arm FAE3-WH2SNC	Beech	3554	3720	3886	4217	4551	4883	5214	5547	6211	
	Two-Seat Plus Wood Arm High Back Lounge, Semi Closed Arm FAE3-WHB2SNC	Beech	3638	3804	3971	4302	4635	4967	5298	5632	6296	
	Two-Seat Wood Arm High Back Lounge, Closed Arm FAE3-WH2CNC	Beech	3575	3742	3907	4240	4571	4904	5236	5568	6232	
	Two-Seat Plus Wood Arm High Back Lounge, Closed Arm FAE3-WHB2CNC	Beech	3660	3824	3991	4323	4656	4987	5320	5653	6317	

ORDERING NOTES: Faeron chairs can be specified with Urethane Arm Caps (UC), Solid Surface Arm Caps (SC) or Solid Surface Arm (SA), replace "NC" in the model number with the **Arm Style** selection below and add the upcharge listed on [Page 58](#). See [page 98](#) for color selection.

PRODUCT CODE KEY

Line	Series	Chair Type	Size		Arm Style	Arm Cap
FAE Faeron	3-W Wood Arm Lounge Seating	L Lounge	1 One-Seat	B1 One-Seat Plus	O Open Arm	NC No Cap
		H High Back Lounge	1+ One-Seat Wide	B1+ One-Seat Wide Plus	S Semi Closed Arm	UC Urethane Cap
			2 Two-Seat	B2 Two-Seat Plus	C Closed Arm	SC Solid Surface Cap
			3 Three-Seat	B3 Three-Seat Plus		SA Solid Surface Arm

FAERON WOOD | LOUNGE & HIGH BACK LOUNGE

DESCRIPTION/MODEL		Species	COM 1	2	COL 3	4	FABRIC GRADES 567			LEATHER 89	
	Three-Seat Wood Arm Lounge, Open Arm FAE3-WL3ONC	Beech	3617	3796	3979	4341	4704	5065	5427	5790	6514
	Three-Seat Plus Wood Arm Lounge, Open Arm FAE3-WLB3ONC	Beech	3765	3945	4128	4488	4851	5212	5575	5937	6662
	Three-Seat Wood Arm Lounge, Semi Closed Arm FAE3-WL3SNC	Beech	4180	4396	4613	5048	5483	5917	6351	6786	7656
	Three-Seat Plus Wood Arm Lounge, Semi Closed Arm FAE3-WLB3SNC	Beech	4326	4544	4760	5195	5631	6063	6498	6935	7803
	Three-Seat Wood Arm Lounge, Closed Arm FAE3-WL3CNC	Beech	4200	4417	4635	5069	5505	5939	6372	6808	7676
	Three-Seat Plus Wood Arm Lounge, Closed Arm FAE3-WLB3CNC	Beech	4347	4565	4782	5217	5651	6085	6520	6955	7822
	Three-Seat Wood Arm High Back Lounge, Open Arm FAE3-WH3ONC	Beech	3864	4079	4292	4721	5151	5580	6010	6439	7296
	Three-Seat Plus Wood Arm High Back Lounge, Open Arm FAE3-WHB3ONC	Beech	4012	4225	4441	4868	5297	5728	6157	6585	7444
	Three-Seat Wood Arm High Back Lounge, Semi Closed Arm FAE3-WH3SNC	Beech	4424	4675	4925	5427	5931	6432	6935	7436	8438
	Three-Seat Plus Wood Arm High Back Lounge, Semi Closed Arm FAE3-WHB3SNC	Beech	4573	4823	5075	5576	6078	6580	7081	7582	8585
	Three-Seat Wood Arm High Back Lounge, Closed Arm FAE3-WH3CNC	Beech	4445	4696	4947	5449	5950	6453	6955	7457	8459
	Three-Seat Plus Wood Arm High Back Lounge, Closed Arm FAE3-WHB3CNC	Beech	4593	4844	5095	5597	6099	6600	7102	7604	8607

ORDERING NOTES: Faeron chairs can be specified with Urethane Arm Caps (UC), Solid Surface Arm Caps (SC) or Solid Surface Arm (SA), replace “NC” in the model number with the **Arm Style** selection below and add the upcharge listed on **Page 58**. See **page 98** for color selection.

PRODUCT CODE KEY

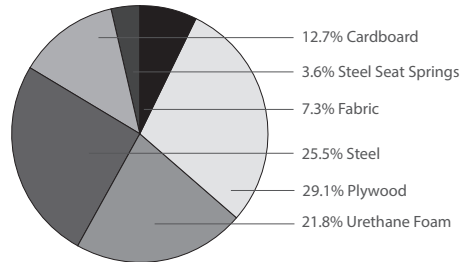
Line	Series	Chair Type	Size	Arm Style	Arm Cap
FAE Faeron	3-W Wood Arm Lounge Seating	L Lounge	1 One-Seat	O Open Arm	NC No Cap
		H High Back Lounge	1+ One-Seat Wide	B1+ One-Seat Wide Plus	S Semi Closed Arm
			2 Two-Seat	B2 Two-Seat Plus	UC Urethane Cap
			3 Three-Seat	B3 Three-Seat Plus	SC Solid Surface Cap
				C Closed Arm	SA Solid Surface Arm

FAERON METAL | ENVIRONMENTAL SUMMARY

LEED CI CREDITS



MATERIAL CONTENT:



PRE-CONSUMER
RECYCLED CONTENT = 7.27%

POST-CONSUMER
RECYCLED CONTENT = 17.97%

Up to 38.18% of this Faeron product is recyclable at the end of its useful life.

CONTRIBUTES TO

CREDIT 2.1 - 2.2	Construction Waste Management	1-2 point(s)
CREDIT 3.3	Resource Reuse	1 point
CREDIT 4.1	Recycled Content	1 point
CREDIT 4.2	Recycled Content	1 point
CREDIT 4.5	Low Emitting Materials, Systems & Seating	1 point
CREDIT 5.1	Regional Materials*	1 point
CREDIT 7	Certified Wood (MUST BE REQUESTED)	1 point(s)

*This credit is only applicable if in total 20% of the combined value of the procurement of construction materials and in the furniture are manufactured within a radius of 500 miles. This credit will apply if the installation of the finished product occurs within 500 miles of Kitchener, Ontario.

level® CERTIFICATION, AIR EMISSIONS AND FSC® CERTIFICATION



level® CERTIFICATION

BIFMA's e3 Furniture Sustainability Standard is a voluntary, multi-attribute standard that measures the degree of sustainability of furniture. This standard evaluates product and company environmental attributes and compliance systems in a wide range of elements which include Materials, Energy & Atmosphere, Human & Ecosystem Health and Social Responsibility. Faeron products have earned level®, BIFMA's sustainability certification program for furniture, certification through third-party verification against the e3 standard.

AIR-EMISSIONS

All Faeron products are supplied with air-emissions certified. Contact customer service for information.



FSC®

In 2005, Krug received Forest Stewardship Council® (FSC®) Chain-of-Custody certification for our manufacturing facilities. The FSC® Chain-of-Custody tracks certified wood from seedling to final sale. It verifies that the material for our FSC® certified products only come from well-managed, FSC®-certified forests and other controlled sources. FSC® is dedicated to the promotion of responsible forest management worldwide helping to take care of forests for future generations. Faeron and other Krug products can be specified with FSC® Certification. Contact customer service for further information, pricing and lead times.



Architects, designers, and building professionals can specify FSC®-certified products in order to achieve a point from the U.S. Green Building Council's Leadership in Energy and Environmental Design (LEED) Rating System.

FAERON METAL | DIMENSIONS & COM

DIMENSIONS & COM REQUIREMENTS

	Overall Width	Overall Depth	Overall Height	Seat Height	Height of Arms from Floor	Width Between Arms	Seat Depth	Shipping Weight	Cube	COM Yardage Entire Unit	COM Yardage Seat Only	COM Yardage Back Only	COM Yardage Arm Only
One-seat - metal arm													
lounge	27	28.5	31.5	17.8	24	23	21	67	20	4.2	1.3	1.7	1.2
high back	27	28.5	41.5	17.8	24	23	21	71	24	4.8	1.3	2.3	1.2
One-seat - armless													
lounge	23	28.5	31.5	17.8	-	-	21	52	20	3	1.3	1.7	-
high back	23	28.5	41.5	17.8	-	-	21	55	24	3.6	1.3	2.3	-
One-seat - upholstered arm													
lounge	28	28.5	31.5	17.8	24	23	21	75	20	5.9	1.3	1.7	2.9
high back	28	28.5	41.5	17.8	24	23	21	79	24	6.5	1.3	2.3	2.9
wingback	32	28.5	42.5	17.8	24	23	21	84	27	7.5	1.3	3.3	2.9
One-seat wide - metal arm													
lounge	34	28.5	31.5	17.8	24	30	21	66	23	4.4	1.5	1.7	1.2
high back	34	28.5	41.5	17.8	24	30	21	80	27	5	1.5	2.3	1.2
One-seat wide - armless													
lounge	30	28.5	31.5	17.8	-	-	21	61	23	3.2	1.5	1.7	-
high back	30	28.5	41.5	17.8	-	-	21	65	27	3.8	1.5	2.3	-
One-seat wide - upholstered arm													
lounge	35	28.5	31.5	17.8	24	30	21	84	23	6.1	1.5	1.7	2.9
high back	35	28.5	41.5	17.8	24	30	21	88	27	6.7	1.5	2.3	2.9
wingback	39	28.5	42.5	17.8	24	30	21	93	30	7.5	1.3	3.3	2.9
Two-seat - metal arm													
lounge	50	28.5	31.5	17.8	24	46	21	100	36	5.5	1.7	2.6	1.2
high back	50	28.5	41.5	17.8	24	46	21	107	43	6.4	1.7	3.5	1.2
Two-seat - armless													
lounge	46	28.5	31.5	17.8	-	-	21	87	36	4.3	1.7	2.6	-
high back	46	28.5	41.5	17.8	-	-	21	94	43	5.2	1.7	3.5	-
Two-seat - upholstered arm													
lounge	51	28.5	31.5	17.8	24	46	21	108	36	7.2	1.7	2.6	2.9
high back	51	28.5	41.5	17.8	24	46	21	115	43	8.1	1.7	3.5	2.9
wingback	55	28.5	42.5	17.8	24	46	21	120	46	9.1	1.7	4.5	2.9
Three-seat - metal arm													
lounge	73	28.5	31.5	17.8	24	69	21	142	52	7.1	2.5	3.4	1.2
high back	73	28.5	41.5	17.8	24	69	21	149	61	8.4	2.5	4.7	1.2
Three-seat - armless													
lounge	69	28.5	31.5	17.8	-	-	21	122	52	5.9	2.5	3.4	-
high back	69	28.5	41.5	17.8	-	-	21	129	61	7.2	2.5	4.7	-
Three-seat - upholstered arm													
lounge	74	28.5	31.5	17.8	24	69	21	140	52	8.8	2.5	3.4	2.9
high back	74	28.5	41.5	17.8	24	69	21	147	61	10.1	2.5	4.7	2.9
wingback	78	28.5	42.5	17.8	24	69	21	145	64	10.3	1.7	5.7	2.9

ORDERING NOTES:

COMBINATION UPHOLSTERY OPTION

When combination upholstery is specified with fabric of the same grade or COM, an upcharge for dual fabrics is **\$32 list** per unit and **\$61 list** per unit for three fabrics will be applied. When graded in combination upholstery is selected, use the highest grade upholstery selected or to obtain a quote for blended grading contact Customer Service (please provide the fabrics specified and location of where each fabric is to be applied on the product). Note: Some vinyls, leathers & upholsteries are not suitable for application on Faeron seating. Please refer to **page 95** for C.O.M approval process.

WEIGHT CAPACITIES

Faeron weight capacities are as follows:

One -Seat - 500 lbs
 One -Seat - Plus - 750 lbs
 One-seat Wide - 500 lbs
 One-seat Wide Plus - 750 lbs
 Two- Seat - 625 lbs
 Two- Seat Plus- 975 lbs
 Three - Seat - 850 lbs
 Three - Seat Plus- 1200 lbs

Faeron Option Upcharges	\$ List		\$ List
CAL 133 & Moisture Barrier (per yard)	61	Beech Wood Arm (per pair)	120
One-Seat Removable Back Covers	145	Solid Surface Arm (per pair) - Gr A White	645
One-Seat wide Removable Back Covers	218	Solid Surface Arm (per pair) - Gr A Color	675
Two-Seat Removable Back Covers	288	Solid Surface Arm (per pair) - Gr B	732
Three-Seat Removable Back Covers	432	Solid Surface Arm (per pair) - Gr C	772
One-Seat Removable Seat Covers	145	See page 98 for color selection.	
One-Seat wide Removable Seat Covers	218		
Two-Seat Removable Seat Covers	288		
Three-Seat Removable Seat Covers	432		
Non-Marring Glides	16		

FAERON METAL | LOUNGE FEATURES & OPTIONS



POLYMER ARM

Faeron arms are durable, comfortable, and long lasting. They are made with injected polymer that is a solid color throughout the arm and are available in three color options: Black, Grey and Taupe.




SOLID SURFACE ARM

The optional Solid Surface Arm provides a fully seamless armrest for enhanced durability, protection and cleanability. It is available in 8 standard Corian colors, and custom colors (at an upcharge). Arms are replaceable as a full side frame if they become damaged or degraded.



ARMLESS

Faeron Armless Lounge seating features a metal base available in 2 finish selections; Silver Metallic or Brushed Nickel.



COMBINATION UPHOLSTERY OPTION

When combination upholstery is specified with fabric of the same grade or COM, an upcharge for dual fabrics is **\$32 list** per unit and **\$61 list** per unit for three fabrics will be applied. When graded in combination upholstery is selected, use the highest grade upholstery selected or to obtain a quote for blended grading contact Customer Service (please provide the fabrics specified and location of where each fabric is to be applied on the product).



ARM PANELS

Arm Panels are available on Faeron Metal Lounge seating in semi closed and fully closed styles for optimum design flexibility.



METAL ARM FRAME

Faeron Metal Lounge chairs are available in Silver Metallic and Brushed Nickel featuring Polymer Arm. Can be specified with optional Solid Surface or Beech wood.



LOUNGE WALL SAVER

Faeron Lounge models include a wall saver feature in which the angle of the back and the rear legs are designed to keep the back away from the wall, to prevent wear and damage to both the chair and the wall. Not included for Faeron High Back Lounge or Faeron Wingback Lounge due to back height.



CLEAN OUT

All Faeron Lounge seating has a built-in clean out feature: a space at the back of the seat that allows dirt, debris and liquid to fall to the floor for easy clean up and maintenance - designed so that it does not detract from the comfort or appearance of the product.

OPTIONS



WOOD ARM

Wood arms are solid Beech and available in standard and custom finishes. Krug's wood finish is a proprietary high-durability formulation that has been shown to be an industry leader in abrasion resistance. Arms can be replaced if they do become damaged or degraded.

REMOVABLE & REPLACEABLE COVERS

Faeron Lounge Chairs are available with a Removable Seat & Back Covers. See [page 67](#) for upcharges.









METAL FINISH OPTIONS

Silver Metallic frames are available with an anti-microbial finish for an upcharge of **\$61 list** per arm frame pair or table. Additional Frame Finishes, which include anti-microbial finish, are available for an upcharge of **\$61 list** per per arm frame pair or table. Available colors are: White, Parchment, Sand, Taupe, Warm Grey, Cool Grey or Black. For all metal finishes other than Silver Metallic Standard, there is a minimum order quantity of 30 units per color. Upcharges for order quantities less than 30 units per color or custom metal finishes, please contact Customer Service to obtain a quote.

MOISTURE BARRIER & CAL 133

California Technical Bulletin 133 is a flammability test for seating. Krug offers a compliance method, in combination with non- flammable upholstery covers, that may enable products to meet certification requirements for this test. This process at the same time also provides the products with a Moisture Barrier - a treatment that helps to prevent the passage of liquids and moisture to inside of the upholstered components - thereby conferring sanitary and anti-infection benefits. So when CAL133 is specified, the product also automatically has a Moisture Barrier, and when a Moisture Barrier is specified, the product also features the compliance method and low flammability features of CAL 133. The application of this up-charge and the compliance method does not mean that the specific configuration of product and upholstery cover are tested and officially certified as being CAL133 compliant. If the official certification is required, Krug will provide this (through an independent certified testing laboratory) at a charge of \$874 per item, plus the cost of the product to be tested. Lead time for certification testing is typically 4-8 weeks.





FAERON METAL | ARMLESS LOUNGE

DESCRIPTION/MODEL		COM		COL		FABRIC GRADES			LEATHER	
		1	2	3	4	5	6	7	8	9
	One-Seat, Armless, with Silver Metallic Metal Base									
	FAE3-MAL1S	1729	1801	1873	2016	2159	2303	2412	2590	2879
	One-Seat Plus, Armless, with Silver Metallic Metal Base									
	FAE3-MALB1S	1797	1871	1942	2085	2229	2373	2482	2659	2948
	One-Seat, Armless, with Brushed Nickel Metal Base									
	FAE3-MAL1N	1874	1946	2018	2160	2304	2448	2557	2736	3024
	One-Seat Plus, Armless, with Brushed Nickel Metal Base									
	FAE3-MALB1N	1943	2016	2087	2230	2374	2517	2627	2804	3093
	One-Seat Wide, Armless, with Silver Metallic Metal Base									
	FAE3-MAL1+S	1966	2064	2163	2359	2554	2749	2944	3139	3532
	One-Seat Wide Plus, Armless, with Silver Metallic Metal Base									
	FAE3-MALB1+S	2042	2138	2236	2432	2629	2824	3017	3214	3605
	One-Seat Wide, Armless, with Brushed Nickel Metal Base									
	FAE3-MAL1+N	2112	2209	2307	2504	2699	2894	3090	3284	3677
	One-Seat Wide Plus, Armless, with Brushed Nickel Metal Base									
	FAE3-MALB1+N	2187	2284	2383	2577	2774	2969	3163	3361	3750
	Two-Seat, Armless, with Silver Metallic Metal Base									
	FAE3-MAL2S	2491	2601	2709	2924	3139	3354	3570	3786	4217
	Two-Seat Plus, Armless, with Silver Metallic Metal Base									
	FAE3-MALB2S	2599	2705	2814	3029	3244	3460	3677	3891	4323
	Two-Seat, Armless, with Brushed Nickel Metal Base									
	FAE3-MAL2N	2637	2746	2853	3069	3284	3499	3717	3932	4362
	Two-Seat Plus, Armless, with Brushed Nickel Metal Base									
	FAE3-MALB2N	2744	2851	2958	3175	3390	3605	3822	4036	4468
	Three-Seat, Armless, with Silver Metallic Metal Base									
	FAE3-MAL3S	3339	3510	3682	4028	4373	4717	5063	5408	6096
	Three-Seat Plus, Armless, with Silver Metallic Metal Base									
	FAE3-MALB3S	3513	3686	3859	4204	4550	4894	5238	5584	6273
	Three-Seat, Armless, with Brushed Nickel Metal Base									
	FAE3-MAL3N	3693	3865	4037	4383	4728	5071	5418	5762	6451
	Three-Seat Plus, Armless, with Brushed Nickel Metal Base									
	FAE3-MALB3N	3868	4041	4213	4559	4904	5248	5593	5939	6628

PRODUCT CODE KEY

Line	Series	Chair Type	Size		Base
FAE	3-MA	L	1	B1	S
Faeron	Metal Lounge Seating	Lounge	One-Seat	One-Seat Plus	Silver Metallic Base
		H	1+	B1+	N
		High Back Lounge	One-Seat Wide	One-Seat Wide Plus	Brushed Nickel
			2	B2	
			Two-Seat	Two-Seat Plus	
			3	B3	
			Three-Seat	Three-Seat Plus	

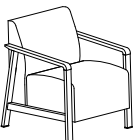
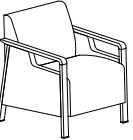

FAERON METAL | ARMLESS HIGH BACK LOUNGE

DESCRIPTION/MODEL	Species	COM 1	2	COL 3	4	FABRIC GRADES 5 6		7	LEATHER 8	9
	One-Seat, Armless, High back, with Silver Metallic Metal Base FAE3-MAH1S	1956	2043	2131	2305	2483	2657	2832	3009	3361
	One-Seat Plus, Armless, High back, with Silver Metallic Metal Base FAE3-MAHB1S	2023	2112	2200	2375	2552	2726	2902	3078	3428
	One-Seat, Armless, High back, with Brushed Nickel Metal Base FAE3-MAH1N	2101	2188	2276	2450	2628	2802	2979	3154	3505
	One-Seat Plus, Armless, High, with Brushed Nickel Metal Base FAE3-MAHB1N	2170	2257	2345	2520	2697	2871	3048	3223	3575
	One-Seat Wide, Armless, High back, with Silver Metallic Metal Base FAE3-MAH1+S	2209	2324	2438	2664	2892	3119	3348	3575	4029
	One-Seat Wide Plus, Armless, High back, with Silver Metallic Metal Base FAE3-MAHB1+S	2284	2399	2512	2738	2966	3194	3420	3649	4104
	One-Seat Wide, Armless, High back, with Brushed Nickel Metal Base FAE3-MAH1+N	2355	2469	2583	2809	3037	3265	3493	3720	4174
	One-Seat Wide Plus, Armless, High back, with Brushed Nickel Metal Base FAE3-MAHB1+N	2430	2544	2657	2884	3111	3339	3565	3794	4249
	Two-Seat, Armless, High back, with Silver Metallic Metal Base FAE3-MAH2S	2664	2785	2910	3157	3405	3652	3900	4146	4641
	Two-Seat Plus, Armless, High back, with Silver Metallic Metal Base FAE3-MAHB2S	2767	2891	3014	3262	3510	3757	4005	4252	4746
	Two-Seat, Armless, High back, with Brushed Nickel Metal Base FAE3-MAH2N	2809	2931	3055	3303	3551	3798	4045	4291	4785
	Two-Seat Plus, Armless, High back, with Brushed Nickel Metal Base FAE3-MAHB2N	2912	3036	3159	3408	3655	3902	4150	4397	4891
	Three-Seat, Armless, High back, with Silver Metallic Metal Base FAE3-MAH3S	3574	3777	3981	4390	4799	5208	5616	6027	6842
	Three-Seat Plus, Armless, High back with Silver Metallic Metal Base FAE3-MAHB3S	3749	3955	4158	4566	4975	5384	5792	6202	7019
	Three-Seat, Armless, High back, with Brushed Nickel Metal Base FAE3-MAH3N	3928	4132	4337	4744	5154	5562	5971	6380	7197
	Three-Seat Plus, Armless, High back with Brushed Nickel Metal Base FAE3-MAHB3N	4104	4309	4512	4921	5330	5738	6147	6557	7374

PRODUCT CODE KEY

Line	Series	Chair Type	Size		Base
FAE Faeron	3-MA Metal Lounge Seating	L Lounge	1 One-Seat	B1 One-Seat Plus	S Silver Metallic Base
		H High Back Lounge	1+ One-Seat Wide	B1+ One-Seat Wide Plus	N Brushed Nickel
			2 Two-Seat	B2 Two-Seat Plus	
			3 Three-Seat	B3 Three-Seat Plus	

FAERON METAL | LOUNGE



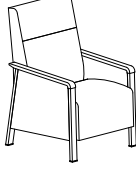
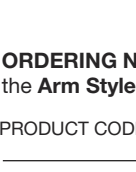

DESCRIPTION/MODEL		COM		COL	4	FABRIC GRADES		6	7	LEATHER	9
		1	2	3		5	8				
	One-Seat, with Open Arm, Silver Metallic FAE3-ML1OPAS	1873	1945	2017	2159	2303	2447	2591	2734	3022	
	One-Seat Plus, with Open Arm, Silver Metallic FAE3-MLB1OPAS	1942	2014	2085	2229	2373	2516	2659	2803	3092	
	One-Seat, with Open Arm, Brushed Nickel FAE3-ML1OPAN	2631	2703	2775	2917	3062	3206	3350	3493	3781	
	One-Seat Plus, with Open Arm, Brushed Nickel FAE3-MLB1OPAN	2700	2773	2843	2987	3131	3276	3418	3562	3850	
	One-Seat, with Semi Closed Arm, Silver Metallic FAE3-ML1SPAS	2439	2544	2648	2838	3034	3223	3419	3628	3981	
	One-Seat Plus, with Semi Closed Arm, Silver Metallic FAE3-MLB1SPAS	2507	2613	2716	2907	3102	3292	3488	3697	4050	
	One-Seat, with Semi Closed Arm, Brushed Nickel FAE3-ML1SPAN	3197	3303	3407	3595	3792	3981	4177	4386	4740	
	One-Seat Plus, with Semi Closed Arm, Brushed Nickel FAE3-MLB1SPAN	3266	3371	3474	3664	3861	4050	4246	4456	4809	
	One-Seat, with Closed Arm, Silver Metallic FAE3-ML1CPA	2459	2564	2669	2857	3054	3243	3439	3648	4002	
	One-Seat Plus, with Closed Arm, Silver Metallic FAE3-MLB1CPA	2528	2633	2736	2926	3123	3312	3508	3718	4070	
	One-Seat, with Closed Arm, Brushed Nickel FAE3-ML1CPA	3218	3323	3426	3616	3813	4002	4198	4406	4759	
	One-Seat Plus, with Closed Arm, Brushed Nickel FAE3-MLB1CPA	3285	3392	3494	3685	3880	4070	4267	4475	4828	

ORDERING NOTES: Faeron chairs can be specified with Solid Surface Arm (SA) or Wood Arm (WA), replace “PA” in the model number with the **Arm Style** selection below and add the upcharge listed on [Page 67](#). See [page 98](#) for color selection.

PRODUCT CODE KEY

Line	Series	Chair Type	Size		Arm Type	Arm Style	Frame
FAE Faeron	3-M Metal Lounge Seating	L Lounge	1 One-Seat	B1 One-Seat Plus	O Open Arm	PA Polymer Arm	S Silver Metallic
		H High Back Lounge	1+ One-Seat Wide	B1+ One-Seat Wide Plus	S Semi Closed Arm	WA Wood Arm	N Brushed Nickel
			2 Two-Seat	B2 Two-Seat Plus	C Closed Arm	SA Solid Surface Arm	
			3 Three-Seat	B3 Three-Seat Plus			

FAERON METAL | HIGH BACK LOUNGE

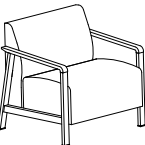
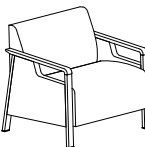

DESCRIPTION/MODEL	COM		COL		FABRIC GRADES			LEATHER	
	1	2	3	4	5	6	7	8	9
	One-Seat, High back, with Open Arm, Silver Metallic FAE3-MH1OPAS								
	2101	2187	2275	2450	2627	2802	2978	3154	3505
	One-Seat Plus, High back, with Open Arm, Silver Metallic FAE3-MHB1OPAS								
	2170	2256	2344	2520	2696	2871	3046	3223	3575
	One-Seat, High back, with Open Arm, Brushed Nickel FAE3-MH1OPAN								
	2859	2945	3034	3209	3385	3561	3735	3913	4264
	One-Seat Plus, High back, with Open Arm, Brushed Nickel FAE3-MHB1OPAN								
	2927	3014	3102	3279	3454	3630	3805	3981	4332
	One-Seat, High back, with Semi Closed Arm, Silver Metallic FAE3-MH1SPAS								
	2665	2785	2907	3129	3355	3578	3805	4046	4463
	One-Seat Plus, High back, with Semi Closed Arm, Silver Metallic FAE3-MHB1SPAS								
	2734	2854	2974	3198	3425	3647	3874	4116	4532
	One-Seat, High back, with Semi Closed Arm, Brushed Nickel FAE3-MH1SPAN								
	3424	3544	3664	3888	4114	4337	4564	4805	5222
	One-Seat Plus, High back, with Semi Closed Arm, Brushed Nickel FAE3-MHB1SPAN								
	3493	3613	3733	3957	4184	4404	4632	4874	5292
	One-Seat, High back, with Closed Arm, Silver Metallic FAE3-MH1CPAS								
	2685	2806	2926	3150	3376	3598	3825	4066	4484
	One-Seat Plus, High back, with Closed Arm, Silver Metallic FAE3-MHB1PAS								
	2755	2874	2995	3219	3446	3666	3894	4135	4553
	One-Seat, High back, with Closed Arm, Brushed Nickel FAE3-MH1CPAN								
	3445	3564	3685	3908	4134	4356	4584	4825	5242
	One-Seat Plus, High back, with Closed Arm, Brushed Nickel FAE3-MHB1CPAN								
	3513	3634	3753	3976	4204	4425	4653	4895	5311

ORDERING NOTES: Faeron chairs can be specified with Solid Surface Arm (SA) or Wood Arm (WA), replace “PA” in the model number with the **Arm Style** selection below and add the upcharge listed on [page 67](#). See [page 98](#) for color selection.

PRODUCT CODE KEY

Line	Series	Chair Type	Size		Arm Type	Arm Style	Frame
F AE	3-M	L	1	B1	O	PA	S
Faeron	Metal Lounge Seating	Lounge	One-Seat	One-Seat Plus	Open Arm	Polymer Arm	Silver Metallic
		H	1+	B1+	S	WA	N
		High Back Lounge	One-Seat Wide	One-Seat Wide Plus	Semi Closed Arm	Wood Arm	Brushed Nickel
			2	B2	C	SA	
			Two-Seat	Two-Seat Plus	Closed Arm	Solid Surface Arm	
			3	B3			
			Three-Seat	Three-Seat Plus			

FAERON METAL | LOUNGE

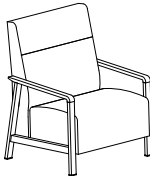
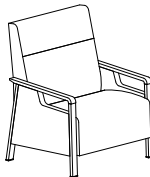

DESCRIPTION/MODEL		COM	2	COL	4	FABRIC GRADES		6	7	LEATHER	8	9
		1		3		5						
	One-Seat Wide, with Open Arm, Silver Metallic FAE3-ML1+OPAS	2064	2160	2258	2454	2651	2845	3040	3236	3626		
	One-Seat Wide Plus, with Open Arm, Silver Metallic FAE3-MLB1+OPAS	2136	2234	2332	2529	2724	2920	3115	3309	3702		
	One-Seat Wide, with Open Arm, Brushed Nickel FAE3-ML1+OPAN	2823	2920	3016	3211	3409	3604	3799	3994	4385		
	One-Seat Wide Plus, with Open Arm, Brushed Nickel FAE3-MLB1+OPAN	2895	2993	3091	3288	3482	3678	3874	4068	4460		
	One-Seat Wide, with Semi Closed Arm, Silver Metallic FAE3-ML1+SPAS	2630	2759	2889	3131	3379	3621	3868	4129	4585		
	One-Seat Wide Plus, with Semi Closed Arm, Silver Metallic FAE3-MLB1+SPAS	2702	2832	2964	3206	3454	3694	3943	4203	4659		
	One-Seat Wide, with Semi Closed Arm, Brushed Nickel FAE3-ML1+SPAN	3389	3518	3648	3890	4139	4378	4627	4887	5344		
	One-Seat Wide Plus, with Semi Closed Arm, Brushed Nickel FAE3-MLB1+SPAN	3461	3592	3722	3964	4212	4453	4701	4962	5419		
	One-Seat Wide, with Closed Arm, Silver Metallic FAE3-ML1+CPA	2651	2780	2910	3152	3399	3640	3889	4149	4605		
	One-Seat Wide Plus, with Closed Arm, Silver Metallic FAE3-MLB1+CPA	2723	2853	2984	3226	3474	3714	3963	4224	4680		
	One-Seat Wide, with Closed Arm, Brushed Nickel FAE3-ML1+CPA	3409	3538	3668	3910	4159	4399	4647	4908	5364		
	One-Seat Wide Plus, with Closed Arm, Brushed Nickel FAE3-MLB1+CPA	3481	3612	3743	3985	4232	4473	4722	4982	5439		

ORDERING NOTES: Faeron chairs can be specified with Solid Surface Arm (SA) or Wood Arm (WA), replace “PA” in the model number with the **Arm Style** selection below and add the upcharge listed on **Page 67**. See **page 98** for color selection.

PRODUCT CODE KEY

Line	Series	Chair Type	Size		Arm Type	Arm Style	Frame
FAE Faeron	3-M Metal Lounge Seating	L Lounge	1 One-Seat	B1 One-Seat Plus	O Open Arm	PA Polymer Arm	S Silver Metallic
		H High Back Lounge	1+ One-Seat Wide	B1+ One-Seat Wide Plus	S Semi Closed Arm	WA Wood Arm	N Brushed Nickel
			2 Two-Seat	B2 Two-Seat Plus	C Closed Arm	SA Solid Surface Arm	
			3 Three-Seat	B3 Three-Seat Plus			

FAERON METAL | HIGH BACK LOUNGE

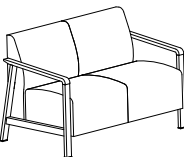
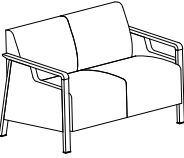
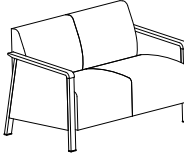
DESCRIPTION/MODEL	COM	2	COL	4	FABRIC GRADES		6	7	LEATHER	9
	1				5				8	
	One-Seat Wide, High back, with Open Arm, Silver Metallic FAE3-MH1+OPAS	2305	2420	2533	2760	2987	3216	3442	3671	4126
	One-Seat Wide Plus, High back, with Open Arm, Silver Metallic FAE3-MHB1+OPAS	2379	2494	2608	2836	3062	3291	3518	3745	4200
	One-Seat Wide, High back, with Open Arm, Brushed Nickel FAE3-MH1+OPAN	3064	3179	3292	3519	3746	3974	4202	4428	4884
	One-Seat Wide Plus, High back, with Open Arm, Brushed Nickel FAE3-MHB1+OPAN	3138	3252	3366	3593	3820	4049	4276	4503	4958
	One-Seat Wide, High back, with Semi Closed Arm, Silver Metallic FAE3-MH1+SPAS	2871	3019	3164	3438	3718	3991	4271	4564	5084
	One-Seat Wide Plus, High back, with Semi Closed Arm, Silver Metallic FAE3-MHB1+SPAS	2945	3093	3238	3512	3792	4065	4345	4637	5157
	One-Seat Wide, High back, with Semi Closed Arm, Brushed Nickel FAE3-MH1+SPAN	3630	3777	3922	4197	4475	4750	5029	5322	5843
	One-Seat Wide Plus, High back, with Semi Closed Arm, Brushed Nickel FAE3-MHB1+SPAN	3704	3851	3997	4271	4551	4824	5105	5395	5916
	One-Seat Wide, High back, with Closed Arm, Silver Metallic FAE3-MH1+CPAS	2892	3039	3184	3459	3736	4012	4291	4584	5105
	One-Seat Wide Plus, High back, with Closed Arm, Silver Metallic FAE3-MHB1+CPAS	2966	3113	3258	3533	3813	4086	4366	4657	5178
	One-Seat Wide, High back, with Closed Arm, Brushed Nickel FAE3-MH1+CPAN	3650	3798	3943	4217	4496	4770	5050	5342	5863
	One-Seat Wide Plus, High back, with Closed Arm, Brushed Nickel FAE3-MHB1+CPAN	3724	3872	4017	4291	4570	4844	5125	5416	5936

ORDERING NOTES: Faeron chairs can be specified with Solid Surface Arm (SA) or Wood Arm (WA), replace “PA” in the model number with the **Arm Style** selection below and add the upcharge listed on **Page 67**. See **page 98** for color selection.

PRODUCT CODE KEY

Line	Series	Chair Type	Size		Arm Type	Arm Style	Frame
FAE Faeron	3-M Metal Lounge Seating	L Lounge	1 One-Seat	B1 One-Seat Plus	O Open Arm	PA Polymer Arm	S Silver Metallic
		H High Back Lounge	1+ One-Seat Wide	B1+ One-Seat Wide Plus	S Semi Closed Arm	WA Wood Arm	N Brushed Nickel
			2 Two-Seat	B2 Two-Seat Plus	C Closed Arm	SA Solid Surface Arm	
			3 Three-Seat	B3 Three-Seat Plus			

FAERON METAL | LOUNGE



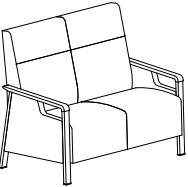


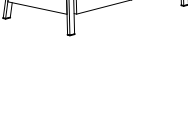
DESCRIPTION/MODEL	COM 1	2	COL 3	4	FABRIC GRADES 5	6	7	LEATHER 8	9		
	Two-Seat, with Open Arm, Silver Metallic FAE3-ML2OPAS		2616	2724	2830	3048	3262	3479	3694	3909	4341
	Two-Seat Plus, with Open Arm, Silver Metallic FAE3-MLB2OPAS		2697	2803	2912	3127	3345	3559	3774	3991	4422
	Two-Seat, with Open Arm, Brushed Nickel FAE3-ML2OPAN		3375	3482	3589	3806	4020	4236	4453	4667	5099
	Two-Seat Plus, with Open Arm, Brushed Nickel FAE3-MLB2OPAN		3455	3562	3671	3887	4103	4317	4532	4750	5180
	Two-Seat, with Semi Closed Arm, Silver Metallic FAE3-ML2SPAS		3182	3323	3462	3725	3992	4254	4522	4801	5299
	Two-Seat Plus, with Semi Closed Arm, Silver Metallic FAE3-MLB2SPAS		3262	3403	3543	3805	4075	4333	4602	4884	5380
	Two-Seat, with Semi Closed Arm, Brushed Nickel FAE3-ML2SPAN		3941	4082	4221	4484	4751	5012	5280	5560	6058
	Two-Seat Plus, with Semi Closed Arm, Brushed Nickel FAE3-MLB2SPAN		4020	4161	4301	4564	4832	5092	5361	5642	6139
	Two-Seat, with Closed Arm, Silver Metallic FAE3-ML2CPA		3203	3343	3482	3746	4013	4274	4542	4822	5320
	Two-Seat Plus, with Closed Arm, Silver Metallic FAE3-MLB2CPA		3282	3423	3563	3825	4093	4354	4623	4904	5401
	Two-Seat, with Closed Arm, Brushed Nickel FAE3-ML2CPA		3961	4102	4242	4504	4771	5033	5301	5580	6078
	Two-Seat Plus, with Closed Arm, Brushed Nickel FAE3-MLB2CPA		4041	4182	4321	4584	4853	5112	5380	5662	6159

ORDERING NOTES: Faeron chairs can be specified with Solid Surface Arm (SA) or Wood Arm (WA), replace “PA” in the model number with the **Arm Style** selection below and add the upcharge listed on **Page 67**. See **page 98** for color selection.

PRODUCT CODE KEY

Line	Series	Chair Type	Size		Arm Type	Arm Style	Frame
<div>FAE</div> Faeron	<div>3-M</div> Metal Lounge Seating	<div>L</div> Lounge	<div>1</div> One-Seat	<div>B1</div> One-Seat Plus	<div>O</div> Open Arm	<div>PA</div> Polymer Arm	<div>S</div> Silver Metallic
		<div>H</div> High Back Lounge	<div>1+</div> One-Seat Wide	<div>B1+</div> One-Seat Wide Plus	<div>S</div> Semi Closed Arm	<div>WA</div> Wood Arm	<div>N</div> Brushed Nickel
			<div>2</div> Two-Seat	<div>B2</div> Two-Seat Plus	<div>C</div> Closed Arm	<div>SA</div> Solid Surface Arm	
			<div>3</div> Three-Seat	<div>B3</div> Three-Seat Plus			

FAERON METAL | HIGH BACK LOUNGE

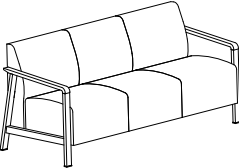
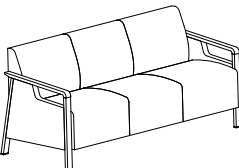
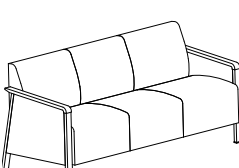
DESCRIPTION/MODEL	COM 1	2	COL 3	4	FABRIC GRADES 5	6	7	LEATHER 8	9
	Two-Seat, High back, with Open Arm, Silver Metallic FAE3-MH2OPAS								
	2784	2909	3033	3280	3528	3775	4022	4271	4767
	Two-Seat Plus, High back, with Open Arm, Silver Metallic FAE3-MHB2OPAS								
	2867	2991	3112	3361	3607	3855	4103	4350	4845
	Two-Seat, High back, with Open Arm, Brushed Nickel FAE3-MH2OPAN								
	3543	3666	3791	4038	4286	4533	4781	5029	5524
	Two-Seat Plus, High back, with Open Arm, Brushed Nickel FAE3-MHB2OPAN								
	3625	3749	3871	4118	4366	4613	4862	5109	5604
	Two-Seat, High back, with Semi Closed Arm, Silver Metallic FAE3-MH2SPAS								
	3350	3508	3663	3958	4257	4551	4851	5163	5724
	Two-Seat Plus, High back, with Semi Closed Arm, Silver Metallic FAE3-MHB2SPAS								
	3433	3589	3744	4037	4338	4630	4930	5244	5804
	Two-Seat, High back, with Semi Closed Arm, Brushed Nickel FAE3-MH2SPAN								
	4108	4267	4422	4716	5015	5308	5609	5922	6483
	Two-Seat Plus, High back, with Semi Closed Arm, Brushed Nickel FAE3-MHB2SPAN								
	4190	4348	4502	4796	5095	5389	5688	6002	6563
	Two-Seat, High back, with Closed Arm, Silver Metallic FAE3-MH2CPAS								
	3370	3528	3683	3978	4277	4570	4870	5183	5745
	Two-Seat Plus, High back, with Closed Arm, Silver Metallic FAE3-MHB2CPAS								
	3452	3609	3764	4058	4357	4651	4950	5264	5824
	Two-Seat, High back, with Closed Arm, Brushed Nickel FAE3-MH2CPAN								
	4129	4286	4442	4736	5036	5329	5630	5943	6503
	Two-Seat Plus, High back, with Closed Arm, Brushed Nickel FAE3-MHB2CPAN								
	4211	4369	4522	4816	5115	5409	5708	6021	6583

ORDERING NOTES: Faeron chairs can be specified with Solid Surface Arm (SA) or Wood Arm (WA), replace “PA” in the model number with the **Arm Style** selection below and add the upcharge listed on [Page 67](#). See [page 98](#) for color selection.

PRODUCT CODE KEY

Line	Series	Chair Type	Size		Arm Type	Arm Style	Frame
FAE Faeron	3-M Metal Lounge Seating	L Lounge	1 One-Seat	B1 One-Seat Plus	O Open Arm	PA Polymer Arm	S Silver Metallic
		H High Back Lounge	1+ One-Seat Wide	B1+ One-Seat Wide Plus	S Semi Closed Arm	WA Wood Arm	N Brushed Nickel
			2 Two-Seat	B2 Two-Seat Plus	C Closed Arm	SA Solid Surface Arm	
			3 Three-Seat	B3 Three-Seat Plus			

FAERON METAL | LOUNGE

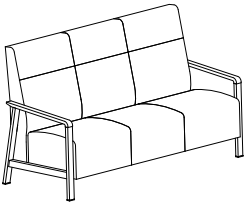
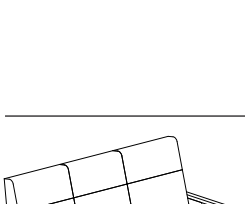
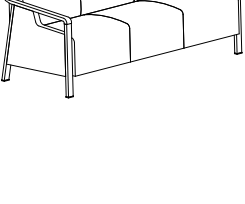


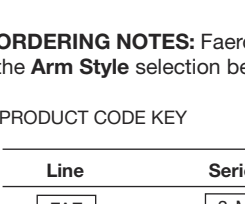
DESCRIPTION/MODEL	COM	2	COL	4	FABRIC GRADES		6	7	LEATHER	9
	1		3		5				8	
	Three-Seat, with Open Arm, Silver Metallic FAE3-ML3OPAS	3381	3553	3606	4070	4416	4759	5106	5450	6140
	Three-Seat Plus, with Open Arm, Silver Metallic FAE3-MLB3OPAS	3521	3694	3867	4211	4557	4900	5246	5591	6281
	Three-Seat, with Open Arm, Brushed Nickel FAE3-ML3OPAN	4140	4312	4365	4828	5175	5518	5864	6209	6898
	Three-Seat Plus, with Open Arm, Brushed Nickel FAE3-MLB3OPAN	4280	4453	4626	4969	5316	5659	6004	6350	7039
	Three-Seat, with Semi Closed Arm, Silver Metallic FAE3-ML3SPAS	3946	4151	4236	4749	5147	5535	5933	6344	7099
	Three-Seat Plus, with Semi Closed Arm, Silver Metallic FAE3-MLB3SPAS	4087	4293	4498	4888	5285	5676	6074	6484	7238
	Three-Seat, with Semi Closed Arm, Brushed Nickel FAE3-ML3SPAN	4706	4910	4995	5507	5904	6294	6691	7103	7857
	Three-Seat Plus, with Semi Closed Arm, Brushed Nickel FAE3-MLB3SPAN	4845	5052	5256	5647	6044	6435	6832	7243	7997
	Three-Seat, with Closed Arm, Silver Metallic FAE3-ML3CPA	3966	4172	4257	4769	5166	5556	5953	6365	7119
	Three-Seat Plus, with Closed Arm, Silver Metallic FAE3-MLB3CPA	4107	4314	4518	4909	5306	5696	6093	6504	7259
	Three-Seat, with Closed Arm, Brushed Nickel FAE3-ML3CPA	4726	4930	5015	5528	5925	6314	6711	7123	7877
	Three-Seat Plus, with Closed Arm, Brushed Nickel FAE3-MLB3CPA	4866	5071	5277	5666	6064	6455	6852	7262	8017

ORDERING NOTES: Faeron chairs can be specified with Solid Surface Arm (SA) or Wood Arm (WA), replace “PA” in the model number with the **Arm Style** selection below and add the upcharge listed on **Page 67**. See **page 98** for color selection.

PRODUCT CODE KEY

Line	Series	Chair Type	Size		Arm Type	Arm Style	Frame
<div>FAE</div> Faeron	<div>3-M</div> Metal Lounge Seating	<div>L</div> Lounge	<div>1</div> One-Seat	<div>B1</div> One-Seat Plus	<div>O</div> Open Arm	<div>PA</div> Polymer Arm	<div>S</div> Silver Metallic
		<div>H</div> High Back Lounge	<div>1+</div> One-Seat Wide	<div>B1+</div> One-Seat Wide Plus	<div>S</div> Semi Closed Arm	<div>WA</div> Wood Arm	<div>N</div> Brushed Nickel
			<div>2</div> Two-Seat	<div>B2</div> Two-Seat Plus	<div>C</div> Closed Arm	<div>SA</div> Solid Surface Arm	
			<div>3</div> Three-Seat	<div>B3</div> Three-Seat Plus			

FAERON METAL | HIGH BACK LOUNGE

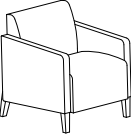
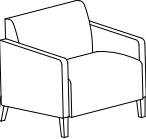
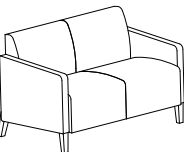
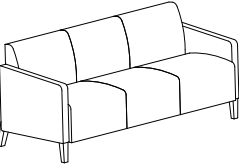
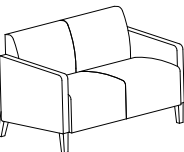
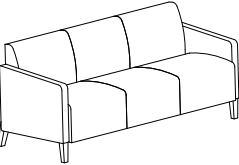
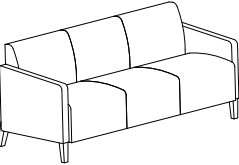
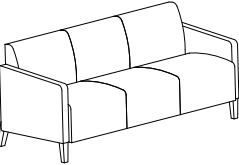
DESCRIPTION/MODEL	COM		COL		FABRIC GRADES			LEATHER	
	1	2	3	4	5	6	7	8	9
	Three-Seat, High back, with Open Arm, Silver Metallic FAE3-MH3OPAS								
	3616	3820	4023	4433	4842	5251	5659	6069	6885
	Three-Seat Plus, High back, with Open Arm, Silver Metallic FAE3-MHB3OPAS								
	3756	3960	4165	4573	4982	5391	5800	6208	7026
	Three-Seat, High back, with Open Arm, Brushed Nickel FAE3-MH3OPAN								
	4374	4580	4782	5191	5601	6010	6417	6827	7644
	Three-Seat Plus, High back, with Open Arm, Brushed Nickel FAE3-MHB3OPAN								
	4515	4718	4924	5331	5741	6149	6558	6966	7784
	Three-Seat, High back, with Semi Closed Arm, Silver Metallic FAE3-MH3SPAS								
	4182	4419	4655	5110	5572	6027	6486	6962	7844
	Three-Seat Plus, High back, with Semi Closed Arm, Silver Metallic FAE3-MHB3SPAS								
	4321	4559	4797	5251	5710	6166	6627	7102	7985
	Three-Seat, High back, with Semi Closed Arm, Brushed Nickel FAE3-MH3SPAN								
	4940	5178	5414	5869	6330	6784	7246	7720	8602
	Three-Seat Plus, High back, with Semi Closed Arm, Brushed Nickel FAE3-MHB3SPAN								
	5080	5318	5556	6010	6470	6924	7386	7860	8743
	Three-Seat, High back, with Closed Arm, Silver Metallic FAE3-MH3CPAS								
	4202	4440	4675	5131	5592	6045	6507	6982	7864
	Three-Seat Plus, High back, with Closed Arm, Silver Metallic FAE3-MHB3CPAS								
	4342	4580	4817	5271	5731	6186	6648	7122	8005
	Three-Seat, High back, with Closed Arm, Brushed Nickel FAE3-MH3CPAN								
	4961	5198	5434	5889	6351	6805	7266	7741	8623
	Three-Seat Plus, High back, with Closed Arm, Brushed Nickel FAE3-MHB3CPAN								
	5100	5338	5576	6030	6490	6945	7405	7879	8763

ORDERING NOTES: Faeron chairs can be specified with Solid Surface Arm (SA) or Wood Arm (WA), replace "PA" in the model number with the **Arm Style** selection below and add the upcharge listed on **Page 67**. See **page 98** for color selection.

PRODUCT CODE KEY

Line	Series	Chair Type	Size		Arm Type	Arm Style	Frame
FAE Faeron	3-M Metal Lounge Seating	L Lounge	1 One-Seat	B1 One-Seat Plus	O Open Arm	PA Polymer Arm	S Silver Metallic
		H High Back Lounge	1+ One-Seat Wide	B1+ One-Seat Wide Plus	S Semi Closed Arm	WA Wood Arm	N Brushed Nickel
			2 Two-Seat	B2 Two-Seat Plus	C Closed Arm	SA Solid Surface Arm	
			3 Three-Seat	B3 Three-Seat Plus			

FAERON UPHOLSTERED | LOUNGE





DESCRIPTION/MODEL	COM		COL		FABRIC GRADES		LEATHER		
	1	2	3	4	5	6	7	8	9
	One-Seat Upholstered Arm Lounge, No Arm Cap, Beech Wood leg								
	FAE3-UL1NCW	2761	2924	3087	3413	3740	4064	4392	4717 5368
	One-Seat Plus Upholstered Arm Lounge, No arm cap, Wood leg								
	FAE3-ULB1NCW	2832	2996	3159	3487	3813	4137	4463	4791 5441
	One-Seat Wide Upholstered Arm Lounge, No arm cap, Wood leg								
	FAE3-UL1+NCW	2961	3151	3342	3722	4103	4483	4864	5242 6004
	One-Seat Wide Plus Upholstered Arm Lounge, No arm cap, Wood leg								
	FAE3-ULB1+NCW	3039	3229	3419	3799	4182	4560	4941	5321 6082
	Two-seat Upholstered Arm Lounge, No arm cap, Wood leg								
	FAE3-UL2NCW	3541	3743	3943	4344	4746	5149	5548	5949 6754
	Two-seat Plus Upholstered Arm Lounge, No arm cap, Wood leg								
	FAE3-ULB2NCW	3628	3828	4029	4428	4830	5233	5634	6034 6838
	Three-seat Upholstered Arm Lounge, No arm cap, Wood leg								
	FAE3-UL3NCW	4344	4613	4881	5420	5957	6494	7031	7567 8642
	Three-seat Plus Upholstered Arm Lounge, No arm cap, Wood leg								
	FAE3-ULB3NCW	4494	4760	5030	5566	6104	6640	7179	7715 8790

ORDERING NOTES: Faeron upholstered chairs can be specified with Urethane Arm Caps (UC), Solid Surface Arm Caps (SC) , or Wood Arm Caps (WC), replace “NC” in the model number with the **Arm Style** selection below and add the upcharge listed on **Page 58**. To specify the Metal Leg option below, replace “W” in the above model number with “S” for Silver Metallic or “N” for Brushed Nickel. See **page 98** for color selection.

PRODUCT CODE KEY

Line	Series	Chair Type	Size		Arm Cap	Leg Type
<div>FAE</div> Faeron	<div>3-U</div> Upholstered Arm Lounge Seating	<div>L</div> Lounge	<div>1</div> One-Seat	<div>B1</div> One-Seat Plus	<div>NC</div> No Cap	<div>W</div> Beech Wood Leg
		<div>H</div> High Back Lounge	<div>1+</div> One-Seat Wide	<div>B1+</div> One-Seat Wide Plus	<div>UC</div> Urethane Cap	<div>S</div> Silver Metallic Leg
			<div>2</div> Two-Seat	<div>B2</div> Two-Seat Plus	<div>SC</div> Solid Surface Cap	<div>N</div> Brushed Nickel Leg
			<div>3</div> Three-Seat	<div>B3</div> Three-Seat Plus	<div>WC</div> Wood Arm Cap	

FAERON UPHOLSTERED | HIGH BACK LOUNGE





DESCRIPTION/MODEL	COM		COL		FABRIC GRADES		LEATHER		
	1	2	3	4	5	6	7	8	9
	One-Seat Upholstered Arm High Back Lounge, No Arm Cap, Wood leg								
	FAE3-UH1NCW	2998	3180	3360	3719	4079	4438	4796	5156 5874
	One-Seat Plus, Upholstered Arm High Back Lounge, No Arm Cap, Wood leg								
	FAE3-UHB1NCW	3070	3250	3432	3791	4150	4510	4869	5229 5947
	One-Seat Wide, Upholstered Arm High Back Lounge, No Arm Cap, Wood leg								
	FAE3-UH1+NCW	3218	3423	3631	4043	4458	4870	5285	5700 6526
	One-Seat Wide Plus, Upholstered Arm High Back Lounge, No Arm Cap, Wood leg								
	FAE3-UHB1+NCW	3294	3503	3708	4121	4537	4949	5364	5776 6605
	Two-seat, Upholstered Arm High Back Lounge, No Arm Cap, Wood leg								
	FAE3-UH2NCW	3720	3937	4155	4588	5024	5460	5893	6330 7198
	Two-seat Plus, Upholstered Arm High Back Lounge, No Arm Cap, Wood leg								
	FAE3-UHB2NCW	3804	4021	4240	4673	5109	5544	5979	6414 7283
	Three-seat, Upholstered Arm High Back Lounge, No Arm Cap, Wood leg								
	FAE3-UH3NCW	4590	4894	5195	5799	6403	7008	7612	8217 9423
	Three-seat Plus, Upholstered Arm High Back Lounge, No Arm Cap, Wood leg								
	FAE3-UHB3NCW	4738	5040	5344	5947	6552	7155	7760	8365 9572

ORDERING NOTES: Faeron upholstered chairs can be specified with Urethane Arm Caps (UC), Solid Surface Arm Caps (SC) , or Wood Arm Caps (WC), replace “NC” in the model number with the **Arm Style** selection below and add the upcharge listed on **Page 58**. To specify the Metal Leg option below, replace “W” in the above model number with “S” for Silver Metallic or “N” for Brushed Nickel.
See **page 98** for color selection.

PRODUCT CODE KEY

Line	Series	Chair Type	Size		Arm Style	Leg Type
FAE Faeron	3-U Upholstered Arm Lounge Seating	L Lounge	1 One-Seat	B1 One-Seat Plus	NC No Cap	W Beech Wood Leg
		H High Back Lounge	1+ One-Seat Wide	B1+ One-Seat Wide Plus	UC Urethane Cap	S Silver Metallic
			2 Two-Seat	B2 Two-Seat Plus	SC Solid Surface Cap	N Brushed Nickel
			3 Three-Seat	B3 Three-Seat Plus	WC Wood Arm Cap	

FAERON UPHOLSTERED | WINGBACK LOUNGE

DESCRIPTION/MODEL	COM		COL		FABRIC GRADES		LEATHER		
	1	2	3	4	5	6	7	8	9
	One-Seat Upholstered Arm Wingback, No Arm Cap, Wood leg								
	FAE3-UW1NCW	3419	3600	3778	4139	4497	4856	5217	5576 6294
	One-Seat Plus Upholstered Arm Wingback, No Arm Cap, Wood leg								
	FAE3-UWB1NCW	3491	3671	3850	4211	4568	4928	5289	5649 6367
	One-Seat Wide Upholstered Arm Wingback, No Arm Cap, Wood leg								
	FAE3-UW1+NCW	3636	3844	4049	4462	4878	5292	5705	6117 6946
	One-Seat Wide Plus Upholstered Arm Wingback, No Arm Cap, Wood leg								
	FAE3-UWB1+NCW	3713	3920	4129	4541	4956	5368	5783	6197 7023
	Two-seat Upholstered Arm Wingback, No Arm Cap, Wood leg								
	FAE3-UW2NCW	4139	4356	4574	5009	5444	5878	6314	6748 7618
	Two-seat Plus Upholstered Arm Wingback, No Arm Cap, Wood leg								
	FAE3-UWB2NCW	4224	4441	4658	5092	5530	5964	6397	6833 7703
	Three-seat Upholstered Arm Wingback, No Arm Cap, Wood leg								
	FAE3-UW3NCW	5010	5314	5615	6219	6822	7428	8032	8636 9844
	Three-seat Plus Upholstered Arm Wingback, No Arm Cap, Wood leg								
	FAE3-UWB3NCW	5159	5461	5762	6367	6970	7575	8180	8783 9991

ORDERING NOTES: Faeron upholstered chairs can be specified with Solid Surface Arm Caps (SC) , or Wood Arm Caps (WC), replace “NC” in the model number with the **Arm Style** selection below and add the upcharge listed on **Page 58**. To specify the Metal Leg option below, replace “W” in the above model number with “S” for Silver Metallic or “N” for Brushed Nickel. See **page 98** for color selection.

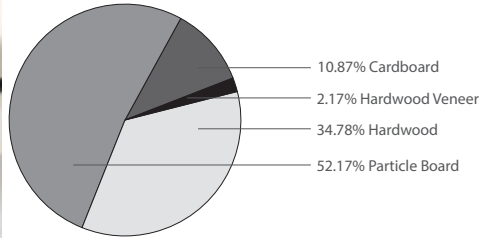
PRODUCT CODE KEY

Line	Series	Chair Type	Size		Arm Cap	Leg Type
<div>FAE</div> Faeron	<div>3-U</div> Upholstered Arm Lounge Seating	<div>W</div> Wingback	<div>1</div> One-Seat	<div>B1</div> One-Seat Plus	<div>NC</div> No Cap	<div>W</div> Beech Wood Leg
			<div>1+</div> One-Seat Wide	<div>B1+</div> One-Seat Wide Plus	<div>WC</div> Wood Arm Cap	<div>S</div> Silver Metallic
			<div>2</div> Two-Seat	<div>B2</div> Two-Seat Plus	<div>SC</div> Solid Surface Cap	<div>N</div> Brushed Nickel
			<div>3</div> Three-Seat	<div>B3</div> Three-Seat Plus		

FAERON WOOD | ENVIRONMENTAL SUMMARY

LEED CI CREDITS

MATERIAL CONTENT:



PRE-CONSUMER
RECYCLED CONTENT = 54.89%

POST-CONSUMER
RECYCLED CONTENT = 10.33%

Up to 10.87% of this Faeron product is recyclable at the end of its useful life.

CONTRIBUTES TO

CREDIT 2.1 - 2.2	Construction Waste Management	1-2 point(s)
CREDIT 3.3	Resource Reuse	1 point
CREDIT 4.1	Recycled Content	1 point
CREDIT 4.2	Recycled Content	1 point
CREDIT 4.5	Low Emitting Materials, Systems & Seating	1 point
CREDIT 5.1	Regional Materials*	1 point
CREDIT 7	Certified Wood (MUST BE REQUESTED)	1 point(s)

*This credit is only applicable if in total 20% of the combined value of the procurement of construction materials and in the furniture are manufactured within a radius of 500 miles. This credit will apply if the installation of the finished product occurs within 500 miles of Kitchener, Ontario.

level® CERTIFICATION, AIR EMISSIONS AND FSC® CERTIFICATION



level® CERTIFICATION

BIFMA's e3 Furniture Sustainability Standard is a voluntary, multi-attribute standard that measures the degree of sustainability of furniture. This standard evaluates product and company environmental attributes and compliance systems in a wide range of elements which include Materials, Energy & Atmosphere, Human & Ecosystem Health and Social Responsibility. Faeron products have earned level®, BIFMA's sustainability certification program for furniture, certification through third-party verification against the e3 standard.

AIR-EMISSIONS

All Faeron products are supplied with air-emissions certified. Contact customer service for information.



FSC®

In 2005, Krug received Forest Stewardship Council® (FSC®) Chain-of-Custody certification for our manufacturing facilities. The FSC® Chain-of-Custody tracks certified wood from seedling to final sale. It verifies that the material for our FSC® certified products only come from well-managed, FSC®-certified forests and other controlled sources. FSC® is dedicated to the promotion of responsible forest management worldwide helping to take care of forests for future generations. Faeron and other Krug products can be specified with FSC® Certification. Contact customer service for further information, pricing and lead times.



Architects, designers, and building professionals can specify FSC®-certified products in order to achieve a point from the U.S. Green Building Council's Leadership in Energy and Environmental Design (LEED) Rating System.

FAERON WOOD | LINKING TABLES FEATURES

WOOD SPECIES

Solid Beech frames, and edges.
Veneer tops.

STANDARD FINISHES

For a complete list of standard wood finishes, please see **Page 97**. Faeron tables are available in 22 standard finishes.

LAMINATE AND POLYMER EDGE

Faeron tables are available in laminates with Polymer edge.
See **Page 97** for laminate information.

ORDERING NOTES:

Linking tables can be ordered in conjunction with any of the Krug Multiple Seating. Linking tables are connected to the Multiple Seating via U-Shaped brackets.

The design of the tables for Faeron Multiple Seating allows for any table to be very easily added or moved to a new position within the configuration - or completely replaced - after the product has been first installed. The attachment of the tables is designed so that they can be readily be taken out of the configuration without any defacing of the adjoining seat frames.

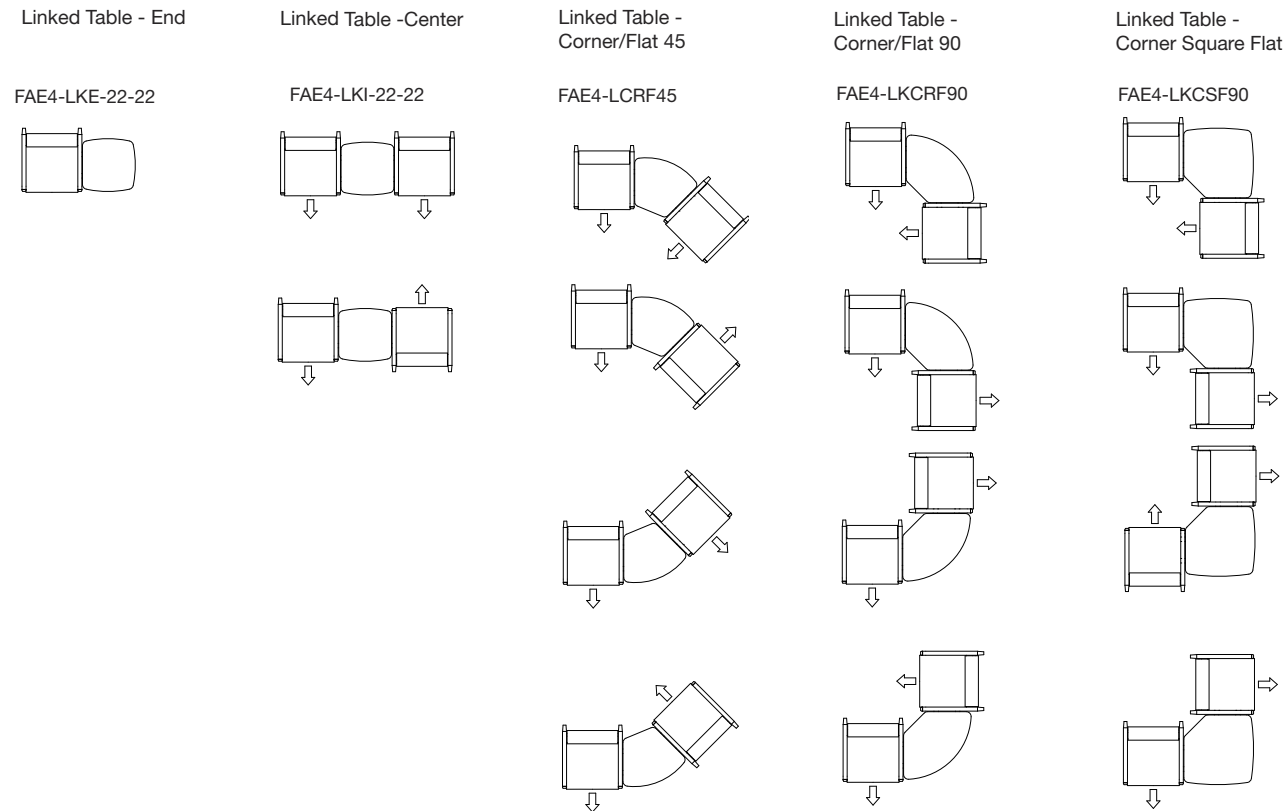
Linking Tables also feature a universal, non-handed design:

They can be moved to reverse position in almost any configuration, providing a high level of flexibility for reconfiguring.


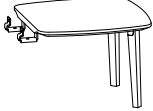



Please note Faeron Laminate Linking Tables are not available on *KrugExpress*.

Wood Tops with Wood Edges are available on *KrugExpress* but with a minimum order requirement of 5 tables per order.

A drawing showing the configuration of the multiple seating and tables is required with each purchase order.



FAERON WOOD | LINKING TABLES

DESCRIPTION/MODEL	Beech	Laminate with Polymer Edge	Solid Surface top Grade A - White	Solid Surface top Grade A - Color	Solid Surface top Grade B	Solid Surface top Grade C
 Center Square Table FAE4-LKI-22-22	717	496	853	899	993	1058
 End Square Table FAE4-LKE-22-22	914	656	1051	1100	1200	1270
 Linking Curved Corner Table 45° FAE4-LKCRF45	795	521	1050	1103	1211	1285
 Linking Curved Corner Table 90° FAE4-LKCRF90	987	693	1241	1313	1461	1562
 Linking Square Corner Table 90° FAE4-LKCSF90	1078	752	1366	1440	1590	1693

See [page 98](#) for color selection.

DIMENSIONS

Model	Width	Depth	Height	Shipping Weight	Cubes
Center Square Table FAE4-LKI-22-22	22	22	-	23	1.5
End Square Table FAE4-LKE-22-22	22	22	16	34	1.5
Linking Curved Corner Table 45° FAE4-LKCRF45	28	24	16	27	2.2
Linking Curved Corner Table 90° FAE4-LKCRF90	38	24	16	32	2.2
Linking Square Corner Table 90° FAE4-LKCSF90	30	30	16	42	2.2

FAERON WOOD | FREE STANDING TABLES

WOOD SPECIES


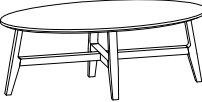

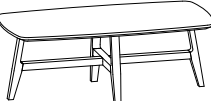
Solid Beech frames, and edges.
Veneer tops.

LAMINATE AND POLYMER EDGE

Faeron tables are available in laminates with wood or laminates with Polymer edge.
See [Page 97](#) for color selection.

STANDARD FINISHES

For a complete list of standard wood finishes, please see [Page 97](#). Faeron tables are available in 22 standard finishes.

DESCRIPTION/MODEL		Beech	Laminate with Polymer Edge	Solid Surface top Grade A - White	Solid Surface top Grade A - Color	Solid Surface top Grade B	Solid Surface top Grade C
	Round Tables						
	FAE4-22D-21	1319	981	1938	2074	2190	2403
	FAE4-30D-16	1484	1099	2255	2412	2622	2932
	FAE4-44D-16	2724	1989	3981	4259	4645	5200
	Elliptical						
	FAE4-E44-22-16	1696	1237	2495	2671	2910	3257
	Square Tables						
	FAE4-22-22-21	1306	970	1850	1981	2106	2319
	FAE4-30-30-16	1512	1121	2273	2432	2686	3035
	FAE4-44-44-16	2781	2030	4062	4347	4740	5307
	Rectangular Table						
	FAE4-44-22-16	1717	1253	2509	2683	2925	3278

DIMENSIONS

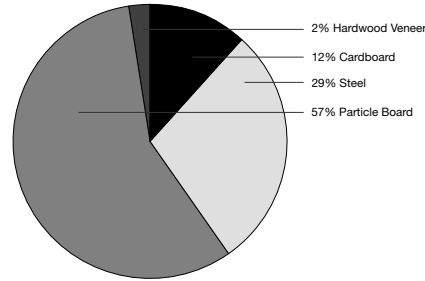
Model	Width	Depth	Height	Shipping Weight	Cubes
Round Tables					
FAE4-22D-21	22" Diameter		21	22	8
FAE4-30D-16	30" Diameter		16	35	11
FAE4-44D-16	40" Diameter		16	45	14
Elliptical					
FAE4-E44-22-16	44	22	16	65	21
Square Tables					
FAE4-22-22-21	22	22	21	34	8
FAE4-30-30-16	30	30	16	42	11
FAE4-44-44-16	44	44	16	47	12
Rectangular Table					
FAE4-44-22-16	44	22	16	55	12

FAERON METAL | ENVIRONMENTAL SUMMARY

LEED CI CREDITS



MATERIAL CONTENT:



PRE-CONSUMER
RECYCLED CONTENT = 67.26%

POST-CONSUMER
RECYCLED CONTENT = 17.02%

Up to 40.48% of this Faeron Metal product is recyclable at the end of its useful life.

CONTRIBUTES TO

CREDIT 2.1 - 2.2	Construction Waste Management	1-2 point(s)
CREDIT 3.3	Resource Reuse	1 point
CREDIT 4.1	Recycled Content	1 point
CREDIT 4.2	Recycled Content	1 point
CREDIT 4.5	Low Emitting Materials, Systems & Seating	1 point
CREDIT 5.1	Regional Materials*	1 point
CREDIT 7	Certified Wood (MUST BE REQUESTED)	1 point(s)

*This credit is only applicable if in total 20% of the combined value of the procurement of construction materials and in the furniture are manufactured within a radius of 500 miles. This credit will apply if the installation of the finished product occurs within 500 miles of Kitchener, Ontario.

level® CERTIFICATION, AIR EMISSIONS AND FSC® CERTIFICATION



level® CERTIFICATION

BIFMA's e3 Furniture Sustainability Standard is a voluntary, multi-attribute standard that measures the degree of sustainability of furniture. This standard evaluates product and company environmental attributes and compliance systems in a wide range of elements which include Materials, Energy & Atmosphere, Human & Ecosystem Health and Social Responsibility. Faeron products have earned level®, BIFMA's sustainability certification program for furniture, certification through third-party verification against the e3 standard.

AIR-EMISSIONS

All Faeron products are supplied with air-emissions certified. Contact customer service for information.



FSC®

In 2005, Krug received Forest Stewardship Council® (FSC®) Chain-of-Custody certification for our manufacturing facilities. The FSC® Chain-of-Custody tracks certified wood from seedling to final sale. It verifies that the material for our FSC® certified products only come from well-managed, FSC®-certified forests and other controlled sources. FSC® is dedicated to the promotion of responsible forest management worldwide helping to take care of forests for future generations. Faeron and other Krug products can be specified with FSC® Certification. Contact customer service for further information, pricing and lead times.



Architects, designers, and building professionals can specify FSC®-certified products in order to achieve a point from the U.S. Green Building Council's Leadership in Energy and Environmental Design (LEED) Rating System.

FAERON METAL | FREE STANDING TABLES

FRAME FINISH

Faeron Metal table frames are available in Krug Sliver Metallic or Brushed Nickel.

METAL FINISH OPTIONS

Silver Metallic frames are available with an anti-microbial finish for an upcharge of \$61 list per arm frame pair or table. Additional Frame Finishes, which include anti-microbial finish, are available for an upcharge of \$61 list per


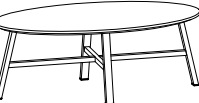

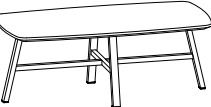
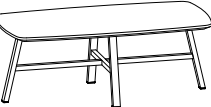
per arm frame pair or table. Available colors are: White, Parchment, Sand, Taupe, Warm Grey, Cool Grey or Black. For all metal finishes other than Silver Metallic Standard, there is a minimum order quantity of 30 units per color. Upcharges for order quantities less than 30 units per color or custom metal finishes, please contact Customer Service to obtain a quote.

STANDARD FINISHES

For a complete list of standard wood finishes, please see [Page 97](#). Faeron tables are available in 22 standard finishes.

LAMINATE AND POLYMER EDGE


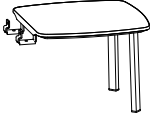


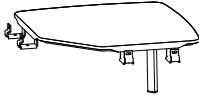
Faeron tables are available in laminates with wood or laminates with Polymer edge. See [Page 97](#) for color selection.

DESCRIPTION/MODEL	Beech	Laminate with Polymer Edge	Solid Surface top Grade A - White	Solid Surface top Grade A - Color	Solid Surface top Grade B	Solid Surface top Grade C
	Round Tables, Silver Metallic Frame					
	FAE4-M22D-21S	1198	859	1817	1954	2069
	FAE4-M30D-16S	1295	911	2065	2222	2433
	FAE4-M44D-16S	2438	1703	3693	3972	4357
	Round Tables, Brushed Nickel Frame					
	FAE4-M22D-21N	1369	1031	1988	2124	2241
	FAE4-M30D-16N	1466	1082	2236	2394	2605
	FAE4-M44D-16N	2815	2080	4070	4349	4735
	Elliptical, Silver Metallic Frame					
	FAE4-ME44-22-16S	1455	995	2254	2428	2667
	Elliptical, Brushed Nickel Frame					
	FAE4-ME44-22-16N	1796	1338	2595	2770	3010
	Square Tables, Silver Metallic Frame					
	FAE4-M22-22-21S	1184	848	1730	1859	1984
	FAE4-M30-30-16S	1323	932	2084	2243	2496
	FAE4-M44-44-16S	2492	1741	3774	4060	4453
	Square Tables, Brushed Nickel Frame					
	FAE4-M22-22-21N	1355	1020	1900	2030	2155
	FAE4-M30-30-16N	1494	1103	2255	2415	2669
	FAE4-M44-44-16N	2870	2118	4153	4438	4830
	Rectangular Table, Silver Metallic Frame					
	FAE4-M44-22-16S	1474	1011	2265	2441	2683
	Rectangular Table, Brushed Nickel Frame					
	FAE4-M44-22-16N	1817	1353	2609	2783	3026

DIMENSIONS

Model	Width	Depth	Height	Shipping Weight	Cubes
Round Tables					
FAE4-M22D-21	22" Diameter		21	30	8
FAE4-M30D-16	30" Diameter		16	42	11
FAE4-M44D-16	44" Diameter		16	72	21
Elliptical					
FAE4-ME44-22-16	44	22	16	42	12
Square Tables					
FAE4-M22-22-21	22	22	21	32	8
FAE4-M30-30-16	30	30	16	47	11
FAE4-M44-44-16	44	44	16	83	21
Rectangular Table					
FAE4-M44-22-16	44	22	16	47	12

FAERON METAL | LINKING TABLES

DESCRIPTION/MODEL	Beech	Laminate with Polymer Edge	Solid Surface top Grade A - White	Solid Surface top Grade A - Color	Solid Surface top Grade B	Solid Surface top Grade C
 Center Square Table FAE4-LKI-22-22	717	496	852	898	993	1057
 End Square Table, Silver Metallic Frame FAE4-MLKE-22-22S	852	593	989	1039	1139	1208
End Square Table, Brushed Nickel Frame FAE4-MLKE-22-22N	897	640	1036	1085	1185	1254
 Linking Curved Corner Table 45° FAE4-LKCRF45	794	521	1050	1103	1210	1285
 Linking Curved Corner Table 90° FAE4-LKCRF90	985	691	1240	1313	1460	1561
 Linking Square Corner Table 90°, Silver Metallic Frame FAE4-MLKCSF90S	1044	720	1333	1409	1559	1661
Linking Square Corner Table 90°, Brushed Nickel Frame FAE4-MLKCSF90N	1068	744	1356	1433	1582	1684

See **Page 97** for color selection.

DIMENSIONS

Model	Width	Depth	Height	Shipping Weight	Cubes
Center Square Table FAE4-LKI-22-22	22	22	-	23	1.5
End Square Table FAE4-MLKE-22-22	22	22	16	39	1.5
Linking Curved Corner Table 45° FAE4-LKCRF45	28	24	16	27	2.2
Linking Curved Corner Table 90° FAE4-LKCRF90	38	24	16	32	2.2
Linking Square Corner Table 90° FAE4-MLKCSF90	30	30	16	45	2.2

GENERAL INFORMATION

Terms and Conditions

Net 30 days on approved credit. A late payment charge of 1% per month will be applied on overdue invoices. This charge will be pro-rated to the number of days past 30 days that the invoice is overdue. All applicable sales taxes are extra. Distribution of this price list does not in itself constitute an offer to sell. Orders can be received only from authorized Krug dealers. Acceptance of any order and terms of sale may be established at the discretion of Krug. Deposits are required on orders received from new accounts as well as on large or special orders. Krug reserves the right to discontinue designs, or to change designs, construction, prices, or materials without notice.

Contact Information

Phone: 1.888.578.KRUG (5784) | Fax: 1.519.748.5177

Purchase Order Fax: 1.888.236.4783

Purchase Order E-mail: orders@krug.ca

Web: www.krug.ca E-mail: solutions@krug.ca

Customer Service Hours

Please note customer service hours are:

8:30 am to 5:00 pm est

Customer Satisfaction

It is the primary goal of Krug and our staff to ensure the complete satisfaction of our customers with our products and performance. If a problem arises with a Krug product after the expiration of the limited warranty period, Krug will exercise its best efforts to achieve the satisfaction of the customer in a manner that is fair to all concerned.

Order Acknowledgments

Each order will be acknowledged via e-mail or fax. This acknowledgment is the final agreement between Krug and the customer, superseding all previous communications regarding the purchase order. Where there is a discrepancy on a purchase order between a product code and a description, Krug will make every effort to resolve the discrepancy, but will be ruled by the product code ordered. Please check all acknowledgments for accuracy, and advise Krug of any discrepancies with a purchase order.

Order Cancellation

Krug reserves the right to not accept or allow cancellation of orders. All products are manufactured on a custom-made, make-to-order basis, and the purchasing, engineering and production of orders begins shortly after order placement - and the customer purchase order is a contract that authorizes Krug to manufacture the products. Acceptance of order cancellation (or partial cancellation) is solely at the discretion of Krug, and is dependent on the extent to which engineering, purchasing and manufacturing has been initiated by the time cancellation is requested. No order cancellations (partial or otherwise) are allowable more than 4 weeks from date of order placement (as order production is unable to be terminated by that point), and full payment of the acknowledged order value is required for any orders cancelled after 4 weeks. Cancellations may be allowable in less than 4 weeks after order placement, depending on the extent to which manufacturing has been initiated. An acceptance of order cancellation requires that the purchaser agrees to make payment for all costs incurred to the point of acceptance of cancellation. Cancellation charges include all costs for purchase of dedicated material and components, engineering costs for non-standard products, and all costs for manufacturing completed to that point, as well as a \$367 net charge for processing of the original order and for processing of cancellation invoicing.

Pricing

Krug endeavors to ensure that all prices in this price list reflect accurately our current prices. However, errors do occur and will be rectified through notices to the field. Krug reserves the right to acknowledge pricing that may be different from the price list.

Storage Charges

Krug reserves the right to assess a nominal storage charge if a customer does not accept shipment of an order within a week of the ship date.

Warranty

Krug warrants the construction and the finish of all our products to be free from defects in materials and workmanship for the lifetime of their use. This warranty is applicable to products in use by their original purchaser. This warranty does not apply to components not manufactured by Krug including textiles, which are subject to the specific warranties of those manufacturers, if any. Textiles (fabric, leather, vinyl, or any other covering material) suppliers do not guarantee their products for durability and color fastness, and nor does Krug. Casters, mechanical and electrical components have a warranty of five years from the date of purchase. The Krug warranty does not apply to COM-specified materials, damage caused by a carrier other than Krug, or variation in wood finishes due to natural wood color variation. Krug cannot be held responsible for variations in fabric dye lots from order to order. All fabric is carefully inspected when it is received, but a degree of variation in color should be expected. Repairs or replacement of any defect covered under this warranty by Krug will be made, at our option and method, at no charge to the original purchaser during the warranty period. Krug's judgement is final and binding with respect to the nature or cause of defects or damage, and the necessity or manner of repair or replacement.

This warranty does not apply to defects or damage resulting from:

- normal wear and tear occurring with the use of the product
- negligence, misuse, excessive use, alteration, improper cleaning or repair
- substitution or use of incorrect or unauthorized components or material
- handling or installation that is incorrect, or that causes damage or defect
- damage incurred by a freight carrier other than Krug
- wearing of finishes and fabrics, and normal variations in materials (including dye lot variations)
- properties of natural materials, including wood and leather
- exposure to environments with uncontrolled temperature and humidity (products must be transported, stored and used in climate-controlled conditions)

Note, specific warranties for components and materials not manufactured by Krug:

Jordan Sleepers Heavy-Duty Mechanism, made with heavy gauge steel and minimal moving parts - is backed by a 5-year warranty on the mechanism itself, in addition to the lifetime warranty on the rest of the product. If it does become damaged or degraded, the mechanism can be field-replaced.

Juno and Trevisa Overbed Tables have a 2-year warranty.

Blanket Wrapping

Krug will blanket wrap larger seating orders at customer's request. Please indicate on your purchase order and contact Customer Service.

Export Packaging

Krug is pleased to provide the option for export packaging on all our products, to provide additional protection from damage. For shipments overseas, a quote for export packaging can be provided, based on the products to be ordered and the delivery destination - please contact Customer Service or Bids & Specification Support for more information and a quotation. KRUG is not responsible for shipment damage occurring on overseas shipments

Export Packaging is STRONGLY RECOMMENDED for:

- (A) all shipments outside of the lower 48 states and Canada.
- (B) all shipments that will be held in storage for an extended period prior to installation.

Important: Please note that Krug will not be responsible for damage claims on product shipped or stored in the above conditions but where export packaging has not been utilized.

Dimensions

Dimensions are in inches and approximate, and subject to change without notice. Contact Customer Service if dimensions are critical.

GENERAL INFORMATION

Freight Terms and Conditions

1. All product is shipped FOB the Krug factory. Freight is either pre-paid to the destination or not pre-paid, depending on established customer specific freight terms.

2. Docks at the selected delivery location must be equipped to handle a 53' trailer. If a dock is inadequate for delivery by Krug, Krug will re-deliver to another local location and any additional costs will be charged to the customer.

3. For all deliveries, it is understood that Krug or its agent is making a dock delivery only (equipped to handle a 53' trailer), and any further work of truck unloading, delivery beyond the dock, installation, and removal of packaging is not authorized or paid for by Krug.

4. Drop shipments to the installation site, and timed deliveries, are available on larger shipments (full truckloads or slightly less) at no additional charge. Drop shipments or timed deliveries for smaller shipments may not be available, or if available will require a surcharge. Deliveries on an after hours basis, or on weekends, or any other special requirements, may be subject to a surcharge. Location and contact information, and the requested time of delivery, is required at least one week prior to the acknowledged shipment date. If this information is not provided one week in advance, or if the location or time of the drop shipment is changed less than one week in advance, a surcharge may be applied, and/or the drop shipment may not be scheduled. For deliveries requested Monday to Thursday after 5:00 pm, please apply a surcharge of \$262/shipment. For deliveries requested Monday to Friday before 7:00 am, please apply a surcharge of \$262/shipment. For deliveries requested Friday (after 3:00 pm) or weekends, please apply a surcharge of \$525/shipment. (local times).

5. For all deliveries - whether to the Customer location or drop shipment - any circumstances that result in the delay of our carrier (including unsuitable receiving facilities, or facilities not open or available), service charges will be applied at the rate of \$78/hour. Where re-delivery is necessary because of these circumstances, the full cost of re-delivery will be charged. If Less Than Truck Load is delivering, one hour is allocated to unload. Any additional time required to unload after the first hour is \$78/hour. If a Truck Load is delivering the order, three hours is allocated to unload. Any additional time required to unload is \$78/hour. Direct deliveries to site for large orders are possible, (must exceed \$60,000 net), and accommodate 48 - 53' trailers. Krug is responsible for delivery to the approved delivery address. If an address change is required, this must be authorized by Krug 5 business days prior to ship date. Any additional delivery costs incurred after this time will be charged to the customer.

Product Strength and Durability Testing

All Krug products have been thoroughly tested, and exceed the testing requirements of ANSI/BIFMA seating standard. Specific test results and documentation are available on request.



Installation Support

For assistance please contact Technical Support at 1-888-578-5784 x216 or e-mail installationhelp@krug.ca and you will be directed to the appropriate installation support person.

Damaged Shipments

All Krug product is well engineered, carefully inspected, and expertly loaded onto our trucks at our Distribution Center. If you receive any damaged freight, we ask that you do not refuse the shipment. Krug is not responsible for damage to goods that occurs in transit or

storage. It is the purchaser and/or receiver's responsibility to examine the goods upon receipt and to notify Krug of any damages, overages or shortages. Any discrepancies should be noted on the Bill of Lading. The delivering carrier will not accept responsibility for shortages or damages if signed "clear". Notification of concealed damage claims must be made to Krug Distribution within 5 days of delivery, along with digital pictures if available. All product and packaging must be available for inspection. Krug liability ceases after 5 business days and Krug will not be responsible for concealed damages if shipments are left unopened. Krug is not responsible for the condition of product that is stored or installed in an environment where temperature and humidity are not controlled.

Field Product Report Authorization

Krug's written authorization, in the form of an FPR number, must be obtained prior to incurring charges of any kind if Krug is expected to pay these charges. This includes authorization for returns, field repairs and replacements, post field repairs, installation and delivery charges. Krug reserves the right to have its representative inspect product related to any request for such authorizations, prior to that authorization being provided. Deductions from invoices paid for any charges to Krug, without prior written authorization in the form of an FPR, will not be accepted. Digital photographs may be required to complete the FPR process.

Returns

No merchandise may be returned without Krug's prior written consent. In the event of an authorized return, a Field Product Report (FPR) number will be issued, and a restocking charge will apply. Return transportation charges must be prepaid. Unauthorized returns will not be accepted and will be returned freight collect. All merchandise being returned must be properly packaged in its original or comparable replacement packaging to ensure protection of the product during handling and transportation. Returns on orders duplicated by the customer must be received in their original packaging to be accepted. Product being returned where Krug has authorized its liability for replacement or repair will be thoroughly inspected on its return, and the results compared to the reason for the return stated on the FPR. Any discrepancies, such as additional damage, signs of usage, missing parts, etc., will result in an adjustment to the amount of credit issued.

Custom Capabilities

Over 15% of our orders involve some type of custom work, and we invite our customers to make use of our extensive capabilities.

These include:

- 1) Dimensional customization of standard size products
- 2) Custom finishes
- 3) For larger orders, completely custom-designed products, as well as non-standard wood species can be specified.

Custom orders may require additional production lead times. Contact Engineering at the e-mail address engquotes@krug.ca.

Care and Maintenance Leather

Leather is a natural product and requires very little care during use. Most stains can be removed with a clean dry cloth. For stubborn spots and stains, use a mild non-detergent cleaner, rinse well and let air dry naturally. Do not use saddle soap, cleaning solvents, furniture polish, oils, varnish, abrasive cleaners, soaps or ammonia waters.

Fabric Upholstery

Professional upholstery cleaning is recommended.

Flammability Standards for Krug Textiles - Upholstery Program

- Passes State of California Technical Bulletin CAL 117-2013


KRUG TEXTILES - UPHOLSTERY FABRICS



Krug Textiles - Stocked Fabric Program

Grade 1

ARLO



308 MIDNIGHT



306 PETROL



908 CHARCOAL



93 SEAL



601 PEARL



84 NUTMEG



62 OATMEAL



90 LIMESTONE

FRANKLIN




47 CAMEL



3009 MIDNIGHT



67 FAWN



97 CINDER



94 METAL



909 BLACK



9004 CHARCOAL




308 PETROL



108 ORCHID

COMRADE




309 MIDNIGHT



84 TEAK




63 LINEN



24 ALPINE



905 IRON



601 SNOW



57 MARIGOLD



31 DUCK EGG

FELICITY



601 IVORY



305 SKY



603 TAUPE



93 COAL



405 HENNA



64 PUTTY



62 FAWN



36 BLUEBERRY

Krug Textiles - Stocked Fabric Program

Grade 2

GRADDY



25 CAPER




31 SKY




604 FLAX



901 CHAR



93 GRAY



34 SLATE



84 TEAK



98 NICKLE


YATES




84 BIRCH




44 CLAY



87 TAUPE



25 JUNIPER



305 INDIGO



109 CRANBERRY



803 TOAST



92 ZINC



91 SILVER



908 CHARCOAL

MCCOY



608 TUNDRA



601 CREME



908 CHARCOAL



62 COPPER



108 CORDOVAN



32 ROBIN'S EGG




94 MERCURY



84 BARK

ORIS




908 DOMINO



604 BARK



601 CREAM



306 DELFT



902 ZINC



305 MIDNIGHT



64 PUTTY




205 CHARTREUSE

KRUG TEXTILES - UPHOLSTERY FABRICS


Krug Textiles - Stocked Fabric Program

Grade 3


MORITZ




205 SPEARMINT



61 OYSTER




306 CADET



104 MULBERRY



31 AEGEAN



9008 CHARCOAL



82 CLAY



304 CAPRI

LORENZO



306 INDIGO



24 ALPINE



64 LINEN



91 FLANNEL



32 MIST



601 CREAM



106 HENNA



604 STUCCO

BISCOTTI



302 CAPRI



45 SPICE



61 DESERT



91 GRANITE

INTRIGUE



601 OYSTER



27 OLIVE



4003 OCHRE



908 CHARCOAL



3009 MIDNIGHT



805 PECAN



608 STUCCO



605 STRAW

Krug Textiles - Faux Leather Program - Grade 2



Krug Textiles - Leather Program - Grade 8

Please contact Customer Service for specific information on leathers, available colors and lead times.



Krug Textiles - Cut fabric NET price per yard

Grade 1	\$21
Grade 2	\$33
Grade 3	\$44

LATEX FREE

Krug products are made with latex-free materials to prevent the allergic reaction that latex causes in some people.

CUSTOMER’S OWN MATERIAL - C.O.M.

Customer’s Own Material (COM/COL)

COM/COL must be received three weeks prior to the acknowledged ship date. Orders with COM/COL not received by the required deadline will be delayed. A description of the upholstery cover, including supplier name, pattern name, upholstery cover name and color number must be included with the purchase order.

COM/COL testing requires 3 business days and samples are to be directed to Customer Service. The customer has the option of providing the sample COM/COL before, at time of order, or once the sample COM/COL is received. If the customer does not send a sample for approval in advance of sending actual material, Krug will not be responsible for the cost of any upholstery cover or other material that it determines to be unsuitable for the product or our process.

When the COM/COL upholstery cover is received at Krug, it must be clearly identified with the upholstery cover name and color, and tagged with name of the Krug customer and purchase order number. Krug will inspect all COM/COL upholstery covers when received to determine if it will be suitable for upholstery. Where Krug feels that the upholstery cover or leather specified will compromise the quality or integrity of our products, customers will be contacted to direct these concerns. Further, Krug reserves the right to refuse to accept and use any COM upholstery covers or leathers that will compromise our products in any way that is unacceptable to Krug. Krug cannot assume responsibility for the durability or tailoring quality of customer’s own material.

Yardage specified in this price guide is approximate. In the case of multiple product orders, multiply the number of items by the COM yardage specified to determine upholstery cover required, unless otherwise indicated. Additional yardage may be needed if the material is less than 54” wide, or patterned or striped and requires matching. All COMs are cut “up the roll” unless otherwise stated by the customer. All striped upholstery covers will be applied vertically unless otherwise stated by the customer and after approval by Krug. Krug will not be responsible for directional or positional problems with its application of COM material, unless it has been provided with explicit instructions by the customer. Special instructions should be sent to Krug Customer Service, including a sample (or photocopy) of the upholstery cover. Krug is not responsible for instructions sent with the upholstery cover rolls, or for the method of upholstery if no instructions have been provided.


Price increases and freight charges to COM/COL acquired on the customer’s behalf will be passed onto the customer.

Application of Directional Upholstery cover

Some COM upholstery covers will be considered directional by Krug even though they are not considered directional by the supplier. All COMs are automatically cut “up the roll” unless otherwise stated by the customer (please see below).



Standard-Cut
“up the roll”



Non-Standard-Cut
across the roll “railroad”

COM/COL Shipping Procedures

For seating COM/COL upholstery covers, please send upholstery covers to:

Krug Inc.
111 Ahrens Street
Kitchener, Ontario
Canada N2H 4C2
Attention: RECEIVER

COM/COL orders cannot be scheduled into production until the upholstery cover has arrived and inspection is complete.

All packages must be clearly marked
“For Customs Clearance by Willson International Custom Brokers”.

According to the North American Free Trade Agreement (NAFTA), goods shipped between the United States and Canada can qualify for exemption from all duties, or for a reduction in duties, if the goods can be proven to originate in either the United States, Canada or Mexico.

Canada Customs requires that a NAFTA Certificate of Origin and a Commercial Invoice be completed and sent with the upholstery cover shipment. The Commercial Invoice must clearly state the description of the upholstery cover, the selling price, the make-up or content, and the purchaser. The absence of these two documents will delay the shipments at the U.S./Canada border, thereby potentially delaying the customer order. If the total value of the shipment is less than \$1200 U.S., Customs will accept a Low Value Statement of Origin in place of the NAFTA Certificate of Origin. The Low Value Statement must be signed by a representative of the exporting company. This statement may either be included on the commercial invoice or attached to the invoice. Krug is happy to answer any questions or concerns about COM/COL shipping procedures and the required documents.

CAL 133 & Moisture Barrier

California Technical Bulletin 133 is a flammability test for seating. Krug offers a compliance method which, in combination with non-flammable upholstery covers, may enable the products to meet certification requirements for this test. This process at the same time also provides the products with a Moisture Barrier - a treatment that helps to prevent the passage of liquids and moisture to inside of upholstered components - thereby conferring sanitary and anti-infection benefits. So when CAL 133 is specified, the product also automatically has a Moisture Barrier, and when a Moisture Barrier is specified, the product also features the compliance method and low flammability features of CAL 133.

The application of this upcharge and the compliance method does not mean that the specific configuration of product and upholstery cover are tested and officially certified as being CAL 133 compliant. If official certification is required, Krug will provide this (through an independent certified testing laboratory) at a charge of \$874 per item, plus the cost of the product to be tested. Lead time for certification testing is typically 4-8 weeks. Krug assumes no responsibility for the testing of our products in combination with upholstery covers, or for the results of any testing conducted. Some specific configurations of product and upholstery have already been tested. Please contact Customer Service for additional information.

C.O.L. Yardage

To calculate C.O.L. yardage required, please use the following conversions based on COM yardage: Leather must be ordered in square footage.

- 17 square feet in a yard
- Approx. 3 yards in a hide
- Approx. 51 square feet in a hide
- Please use grade 3 pricing for COL

Upholstery Cover Yardage Calculation

To calculate yardage required for COM and other non-standard upholstery cover orders, please contact Krug Customer Service at 1.888.578.5784. Unless otherwise stated, upholstery cover rolls are assumed to be a minimum 54” wide. Please use the guide below to calculate the percentage of extra upholstery cover required to cover large repeats. The repeat is calculated by adding both the vertical and horizontal measurements together and then referring to the chart below for extra yardage required.

		2”-14”	15”-19”	20”-27”	28”-36”
FABRIC	Plain	Repeat	Repeat	Repeat	Repeat
54	0%	10%	15%	20%	25%
53-50	16%	20%	25%	30%	35%
48	16%	25%	30%	35%	40%
45	40%	50%	55%	60%	65%
36	50%	60%	65%	70%	75%

GRADED-IN UPHOLSTERY PROGRAMS

Krug has partnered with several textile brands to grade in their offerings, designed to provide a wide range of upholstery selections for our seating products.

Upholstery pricing and availability is subject to change without notice. We grade this upholstery according to the pricing of the fabric suppliers - when their pricing changes, the Krug grade may change.

When placing an order, a Krug customer must specify the complete upholstery number, along with the appropriate Krug model number and finish. Krug will supply the complete product at the prices listed. Orders specifying graded-in upholstery cannot be cancelled once the upholstery has been ordered.

Upholstery Grades

To determine the price of a product for graded-in upholstery, use the reference lists located on Krug's website under - Products - Textiles, to view the upholstery grade (1-9). Krug is not responsible for the discontinuation of this upholstery. Please contact Customer Service for information on upholstery not listed.

When two upholstery selections are specified for use on seating, the higher grade upholstery price will apply to the order.

High Performance upholstery; Polyurethane, Vinyl or Crypton, is particularly suitable for healthcare and other intensive-use environments.

Upholstery Samples

If you require additional samples or memos for presentation, please contact fabric supplier directly.

Flammability Standards

- Tunnel Test Surface Ratings Class A rating
- Class 1 UFAC
- Passes State of California Technical Bulletin 117-Section E

Please contact fabric supplier directly for further flammability information pertaining to specific upholstery.

Special Conditions

Acknowledgments will give the estimated delivery date of the finished product. Some upholstery is imported, and availability may affect estimated delivery time. For large projects, please contact fabric supplier directly for availability of yardage.

KRUGEXPRESS PROGRAM

PROGRAM DETAILS

KrugExpress orders are ready to ship by the date acknowledged. Delivery and shipping schedules may result in actual shipping of orders at a later date. Statutory holidays and scheduled factory vacations may add to acknowledged lead times of *KrugExpress* orders. Unless otherwise specified on the order, the customer's standard method of shipping Krug products will be utilized.

Available factory capacity for *KrugExpress* is filled by orders received on a "first come, first serve" basis. If the normal *KrugExpress* lead time is not available for your order because available capacity has been filled, you will be immediately advised of the earliest available ready-to-ship date. Please consult your Customer Service representative in advance if you wish to confirm the specific lead time availability for a *KrugExpress* order.

Orders must be received by midnight of a given day for that day to be considered the official day the order is received. Order lead times are acknowledged from the date the order is received, but not including the date the order is received.

KrugExpress orders must be "clean" when received in order to be considered officially received on a given day, and lead times will be acknowledged from the date orders are determined to be "clean". Changes to *KrugExpress* orders are not allowed under any circumstances.

Orders for product on *KrugExpress* must clearly state: "*KrugExpress*".

COM and graded-in upholstery is available on Krug Express. Orders are scheduled on Krug Express, and given the best available date, when the upholstery is received at Krug. Some conditions apply.

SEATING PROGRAM

Orders for seating products on the *KrugExpress* program may be subject to quantity maximums. Please contact Krug Customer Service for more information.

Quantity maximums are dependent upon available capacity, in order to insure that we ship all orders on time.

Please note that the CAL 133 option is not available on *KrugExpress*.

FAERON | FINISHES

WOOD FINISHES

Standard wood finishes are:

Finishes on Beech

- Appalachian Cherry
- American Cherry
- Imperial Cherry
- Light Cherry
- Medium Cherry
- Natural Cherry
- Sable Cherry
- Standard Cherry
- Light Oak
- Harvest Oak
- Mahogany
- Mellow Oak
- Espresso
- Cordovan Walnut
- Natural Walnut
- Regular Walnut
- SilverGrey on Walnut
- Dark Walnut
- Clear Beech
- Medium Anigre

PALETTE

- Palette finishes available for applicable products.
- Black
 - White
 - Soft Green
 - Steel Blue
 - Slate

NATURAL CHARACTERISTICS OF WOOD

Wood is a natural product with inherent color variations that will never be fully mitigated by the finishing process. Please anticipate variation in colors within a single unit, from piece to piece, and from Krug wood finish samples. If a very close match is required, a sample must be provided with the order and an upcharge will apply. Exact color matches are not possible.

Custom Wood Finishes

Add 10% list to your order for special finishes, minimum upcharge is \$525 list per finish per order. (For example, on all orders up to \$5250 list, an upcharge of \$525 will apply, on orders \$5000 and up add 10% list to your order.)

Special finish upcharges on seating products are calculated on a grade 1 value. For orders with special finishes, a sample that is a minimum 3” by 3” must be received with the order. Special finishes may add additional lead time to production schedules. Since wood is a natural product, some variations in grain, color and stain acceptance will occur. In our finishing processes, we try to minimize variations, but some variation between samples and finished goods should be anticipated.

Dual Finishes

Add 10% list per item if specifying dual finish.

Standard Wood Finishes

No upcharge will be applied when specifying a finish available as standard on one species onto maple seating and occasional tables. Clear finishes are not available on other species since they are a clear finish on top of the natural veneer color.

WOOD FINISHES TO MATCH STANDARD LAMINATES

- Willow on Beech
- Copper on Beech
- Shiraz Cherry on Beech
- Park Avenue Walnut on Beech
- Chocolate on Beech
- Nutmeg on Beech
- Portobello on Beech
- Ash on Beech
- Dune on Maple

LAMINATES

Krug’s in-stock Laminates are available in 17 different laminate selections. Please note that 4 of the colors (Gingerbread, Portobello, Ash and Willow) have textured finishes and may not be appropriate for use in patient areas due to infection control concerns. Minimum order quantities and extended lead times may apply for exotic laminate colors, please check with customer service. Polymer Edge will be selected to match the worksurface. Krug’s previous laminate in-stock program will be phased out as in-stock supply depletes. Please contact customer service for availability.

IN-STOCK LAMINATES

Wood Grain Laminates	High Pressure Laminate Supplier	Textured Wood Grain Laminates	High Pressure Laminate Supplier
Champagne	Tafisa T492CR	Gingerbread	Tafisa T556UR
Hardrock Maple	Formica 86992-58	Portobello	Tafisa T557UR
Dune	Tafisa T491CR	Ash	Tafisa T535AT
Copper	Tafisa T521CR	Willow	Tafisa T543AT
Shiraz Cherry	Tafisa T472CR	Solid Laminates	
Park Avenue Walnut	Wilsonart 7984-38	Designer White	Wilsonart D354-60
Chocolate	Tafisa T498CR	Platinum	Tafisa T202CR
Nutmeg	Tafisa T477CR	Earth	Tafisa T767CR
Dark Walnut	Tafisa T469CR	Charcoal	Tafisa T228CR


PHASE OUT LAMINATES

Almond - Black- Shadows - Edgewood Sycamore - Gunstock Walnut

Non-Stocked Laminates

For specific lead time and application questions, please contact Krug Customer Service for your requirement. Upcharges will be applicable for non-stocked laminates, depending on their cost. Non-stock laminates may require a minimum order quantity, please contact customer service. Stocked polymer edges only can be specified for use with non-stocked laminates or tops will be self-edged.

METAL FINISHES



Silver Metallic



Brushed Nickel

URETHANE COLOR OPTIONS



Taupe



Grey




Black


SOLID SURFACE PROGRAM

The Solid Surface option provides an enhanced durability, protection and cleanability. It is available in 8 standard colors and is replaceable if it becomes damaged or degraded. See individual products for list upcharge chart.

GROUP GRADE A - WHITE




Glacier White



Cameo White

GROUP GRADE A - COLOR




Bisque

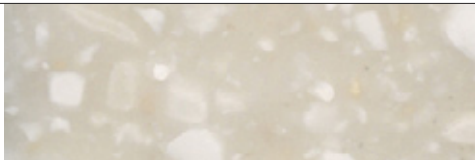


Linen

GROUP GRADE B



Antarctica

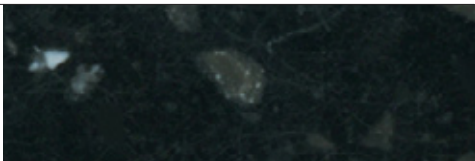


Savannah

GROUP GRADE C



Dove



Deep Night Sky



FSC
www.fsc.org
FSC® C021699

The mark of responsible forestry



All products are air emissions certified and are available as FSC® certified

krug

solutions@krug.ca | www.krug.ca | 1.888.578.KRUG