

FAERON
Price and Specification Guide
CANADA



FAERON | TABLE OF CONTENTS

FAERON | GUEST BACK

- 3 Faeron LEED Credit Summary
- 3 Faeron Features
- 4 Faeron Options
- 5 Faeron Dimensions & COM Requirements
- 6 Faeron Guest Pricing

FAERON METAL | GUEST BACK

- 8 Faeron LEED Credit Summary
- 9 Faeron Features
- 10 Faeron Options
- 11 Faeron Dimensions & COM Requirements
- 12 Faeron Guest Pricing

FAERON WOOD | PATIENT BACK

- 14 Faeron LEED Credit Summary
- 15 Faeron Dimensions, COM Requirements & Option Upcharges
- 16 Faeron Patient Pricing

FAERON METAL | PATIENT BACK

- 18 Faeron LEED Credit Summary
- 19 Faeron Dimensions & COM Requirements
- 20 Faeron Patient Pricing

FAERON WOOD | MULTIPLE GUEST & PATIENT SEATING

- 22 Faeron Multiple Seating Instructions
- 24 Faeron Dimensions & COM Requirements Pre-Configured Units
- 25 Faeron Multiple Seating Pre-Configured Units Pricing
- 27 Faeron Dimensions & COM Requirements Start, Center & End
- 28 Faeron Multiple Seating Start, Center & End Units Pricing
- 31 Faeron Freespan Dimensions & COM Requirements
- 32 Faeron Freespan Multiple Seating Pricing

FAERON METAL | MULTIPLE GUEST & PATIENT SEATING

- 36 Faeron Dimensions & COM Requirements Pre-Configured Units
- 37 Faeron Multiple Seating Pre-Configured Units Pricing
- 39 Faeron Dimensions & COM Requirements Start, Center & End
- 40 Faeron Multiple Seating Start, Center & End Units Pricing
- 46 Faeron Freespan Dimensions & COM Requirements
- 47 Faeron Freespan Multiple Seating Pricing

FAERON WOOD | EASY ACCESS SEATING

- 51 Faeron LEED Credit Summary
- 52 Faeron Dimensions, COM Requirements & Option Upcharges
- 53 Faeron Easy Access Chair Pricing

FAERON METAL | EASY ACCESS SEATING

- 54 Faeron LEED Credit Summary
- 55 Faeron Dimensions, COM Requirements & Option Upcharges
- 56 Faeron Easy Access Chair Pricing

FAERON WOOD | LOUNGE

- 57 Faeron LEED Credit Summary
- 58 Faeron Dimensions, COM Requirements & Option Upcharges
- 59 Faeron Lounge Features & Options
- 60 Faeron Lounge Pricing

FAERON METAL | LOUNGE

- 66 Faeron LEED Credit Summary
- 67 Faeron Dimensions, COM Requirements & Option Upcharges
- 68 Faeron Lounge Features & Options
- 69 Faeron Lounge Pricing

FAERON UPHOLSTERED | LOUNGE

- 79 Faeron Upholstered Lounge
- 80 Faeron Upholstered High Back Lounge
- 81 Faeron Upholstered Wing Back Lounge

FAERON WOOD | TABLES

- 82 Faeron LEED Credit Summary
- 84 Faeron Linking Tables
- 85 Faeron Free Standing Tables

FAERON METAL | TABLES

- 86 Faeron LEED Credit Summary
- 87 Faeron Linking Tables
- 88 Faeron Free Standing Tables

GENERAL INFORMATION

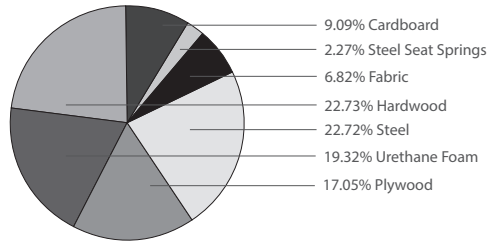
- 89 Terms & Conditions
- 89 Warranty
- 91 KRUG Textiles - Upholstery Fabrics
- 93 KRUG Textiles - Leather & Faux Leather
- 95 Customer's Own Material (COM/COL)
- 95 CAL 133 & Moisture Barrier
- 96 Graded-In Upholstery Programs
- 96 *KRUGEXPRESS* Program
- 97 Wood Finishes
- 97 Standard Laminates
- 98 Metal Finishes
- 98 Urethane Color Options
- 98 Solid Surface Program

FAERON WOOD | ENVIRONMENTAL SUMMARY

LEED CI CREDITS



MATERIAL CONTENT:



PRE-CONSUMER
RECYCLED CONTENT = 6.25%

POST-CONSUMER
RECYCLED CONTENT = 13.64%

Up to 31.82% of this Faeron product is recyclable at the end of its useful life.

CONTRIBUTES TO		
CREDIT 2.1 - 2.2	Construction Waste Management	1-2 point(s)
CREDIT 3.3	Resource Reuse	1 point
CREDIT 4.1	Recycled Content	1 point
CREDIT 4.5	Low Emitting Materials, Systems & Seating	1 point
CREDIT 5.1	Regional Materials*	1 point
CREDIT 7	Certified Wood (MUST BE REQUESTED)	1 point(s)

*This credit is only applicable if in total 20% of the combined value of the procurement of construction materials and in the furniture are manufactured within a radius of 500 miles. This credit will apply if the installation of the finished product occurs within 500 miles of Kitchener, Ontario.

level® CERTIFICATION, AIR EMISSIONS AND FSC® CERTIFICATION



level® CERTIFICATION

BIFMA's e3 Furniture Sustainability Standard is a voluntary, multi-attribute standard that measures the degree of sustainability of furniture. This standard evaluates product and company environmental attributes and compliance systems in a wide range of elements which include Materials, Energy & Atmosphere, Human & Ecosystem Health and Social Responsibility. Faeron products have earned level®, BIFMA's sustainability certification program for furniture, certification through third-party verification against the e3 standard.

AIR-EMISSIONS

All Faeron products are supplied with air-emissions certified. Contact customer service for information.



FSC®

In 2005, Krug received Forest Stewardship Council® (FSC®) Chain-of-Custody certification for our manufacturing facilities. The FSC® Chain-of-Custody tracks certified wood from seedling to final sale. It verifies that the material for our FSC® certified products only come from well-managed, FSC®-certified forests and other controlled sources. FSC® is dedicated to the promotion of responsible forest management worldwide helping to take care of forests for future generations. Faeron and other Krug products can be specified with FSC® Certification. Contact customer service for further information, pricing and lead times.



Architects, designers, and building professionals can specify FSC®-certified products in order to achieve a point from the U.S. Green Building Council's Leadership in Energy and Environmental Design (LEED) Rating System.

FAERON WOOD | GUEST, PATIENT, MULTIPLE & EASY ACCESS FEATURES



CLEAN OUT

All Faeron seating models have a built-in clean out feature: a space at the back of the seat that allows dirt, debris and liquid to fall to the floor for easy clean up and maintenance - designed so that it does not detract from the comfort or appearance of the product.



FLEX BACK

The ergonomically designed back has been designed with a slight flexing action, to enhance the level of long-term sitting comfort, and provide greater ease of egress.



WALL SAVER

The angle of the back and the rear legs are designed to keep the back away from the wall, to prevent wear and damage to both the chairs and to the walls of the facility.



STEEL SEAT FRAME

Steel seat frames are joined to other components with hardened steel bolts and inserts, ensuring exceptional durability and strength. In addition they ease re-configurability and on-site replacement of damaged or degraded components.



SEAT COMFORT

Seats feature a spring suspension across the entire model range for exceptional comfort while high grade foam provides superior support and longevity.



PLUS UPGRADE

Faeron 30" and 44" models feature Plus Upgrade. Plus Upgraded seating has been engineered to support higher weight capacities, accommodating a wider variety of users.



GLIDES

Faeron's Beech wood legs feature non-marring glides.

FINISH DURABILITY

The Krug's finish, a proprietary catalyzed varnish formulation, has been repeatedly shown, through independent laboratory testing, to be the industry leader in durability and abrasion resistance. The Krug finish looks better longer than competitors, and is uniquely suited to the demands of healthcare environments.

LATEX FREE

Krug products are made with latex-free materials to prevent the allergic reaction that latex causes in some people.

REPLACEABLE COMPONENTS

Faeron chairs are uniquely designed to allow virtually all major components to be field replaced, providing a very cost effective means to significantly extend the life of the product. Seats, backs, frames are field replaceable. Pricing and model numbers can be viewed online at www.krug.ca.

CUSTOM CAPABILITIES

Modifications in dimension, seat and back shape or thickness, and other modifications are possible with Krug's capability to customize for specific requirements and needs. We can also provide custom finishes.

WEIGHT CAPACITIES

Faeron weight capacities are as follows:

Guest & Patient Chairs (21" & 24") - 500 lbs

Plus Chairs (30" & 44") - 750 lbs

Easy Access Chairs - 500 lbs

Multiple Seating & Pre-configured - 500 lbs per seat

2-Seat Freespan - 625 lbs per unit


3-Seat Freespan - 750 lbs per unit

FAERON WOOD | GUEST, PATIENT, MULTIPLE & EASY ACCESS OPTIONS




ARM PANELS

Panel arms are available in semi and fully closed styles for optimum design flexibility.



URETHANE ARM CAP

The optional Urethane Arm Cap provides enhanced durability and protection for the arms. This is field replaceable if this becomes damaged or degraded and is available in three colors; Black, Grey and Taupe.




SOLID SURFACE ARM CAP

The optional Solid Surface Arm Cap provides enhanced durability, protection and cleanability for the arms. This is field replaceable if this becomes damaged or degraded and is available in 8 standard colors.



SOLID SURFACE ARM FRAME

The optional Solid Surface Arm provides a fully seamless armrest for enhanced durability, protection and cleanability. It is available in 8 standard colors and replaceable as a full side frame if it becomes damaged or degraded.



COMBINATION UPHOLSTERY OPTION

When combination upholstery is specified with fabric of the same grade or COM, an upcharge for dual fabrics is **\$33 list** per unit and **\$64 list** per unit for three fabrics will be applied. When graded in combination upholstery is selected, use the highest grade upholstery selected or to obtain a quote for blended grading contact Customer Service (please provide the fabrics specified and location of where each fabric is to be applied on the product).



KINETIC BACK OPTION

Provides the chair back with a very pleasant and comfortable rocking motion, which can significantly enhance long-term sitting for patients and guests alike. The durable spring-loaded mechanism provides a range of motion of 20 degrees, and can be field-installed or replaced. It's available on any Faeron Guest or Patient chair back with the exception of the Plus styles (30" and 44").



CLEANABLE UNDER-SEAT SPLASHGUARD

All Faeron seating models are available with a plastic moisture barrier that covers and encloses the underside of the seat (while still allowing air transfer and ventilation in and out of the seat cushion). The Splashguard significantly enhances the germ resistance properties of the product, by enclosing the part of the chair that can be most susceptible to infection-causing pathogens. The Splashguard is a smooth, easy to clean surface, either while on the chair or when removed, and is also field replaceable.

GANGING

All Faeron freestanding Guest/Patient chairs can be ganged using a ganging bracket. The powder coated metal bracket is fastened to the inside face of each side frame.

REMOVABLE COVERS

Faeron chairs (all sizes) are available with removeable seat and back covers. Replacement seat and back covers can be quickly installed on Faeron products that were originally ordered with the Removeable cover option. Replacement seat and back covers can also be installed on Faeron products that were not originally ordered with the removeable cover option, with some simple staple removal on the original seats and backs

MOISTURE BARRIER & CAL 133

California Technical Bulletin 133 is a flammability test for seating. Krug offers a compliance method, in combination with non-flammable upholstery covers, may enable products to meet certification requirements for this test. This process at the same time also provides the products with a Moisture Barrier - a treatment that helps to prevent the passage of liquids and moisture to inside of the upholstered components - thereby conferring sanitary and anti-infection benefits. So when CAL 133 is specified, the product also automatically has a Moisture Barrier, and when a Moisture Barrier is specified, the product also features the compliance method and low flammability features of CAL 133.

The application of this up-charge and the compliance method does not mean that the specific configuration of product and upholstery cover are tested and officially certified as being CAL133 compliant. If the official certification is required, Krug will provide this (through an independent certified testing laboratory) at a charge of \$917 per item, plus the cost of the product to be tested. Lead time for certification testing is typically 4-8 weeks. Krug assumes no responsibility for the testing of our products in combination with upholstery covers, or for the results of any testing conducted. Some specific configurations of products and upholstery have already been tested. Please contact Customer Service for additional information.

FAERON WOOD | GUEST, DIMENSIONS & COM REQUIREMENTS

DIMENSIONS

	Overall Width	Overall Depth	Overall Height	Seat Height	Height of Arms from Floor	Width Between Arms	Seat Depth	Shipping Weight	Cube
21" Seat	25.0	26.3	34.5	19.0	25.0	21	19.5	44	14
24" Seat	28.0	26.3	34.5	19.0	25.0	24	19.5	48	19
30" Seat	34.0	26.3	34.5	19.0	25.0	30	19.5	54	20
44" Seat	48.0	26.3	34.5	19.0	25.0	44	19.5	71	28

COM- YARDAGE REQUIREMENTS

	COM Yardage Seat & Back	COM Yardage Seats Only	COM Yardage Back Only	COM Yardage Closed Arm Panel
21" & 24" - One Chair	1.6	0.9	1.4	0.8
30" - One Chair	2.3	0.9	1.4	0.8
44" - One Chair	2.9	1.5	1.6	0.8

Note: Some vinyls, leathers & upholsteries are not suitable for application on Faeron seating.
The approval process is as follows:
1. A sample of the COM must be provided to Krug Customer Service prior to or at the time of order.
2. The sample will be reviewed and the customer advised if the fabric is unsuitable.
3. The COM fabric or leather will be inspected when received at the factory, to identify any further concerns with its suitability.

COMBINATION UPHOLSTERY OPTION

When combination upholstery is specified with fabric of the same grade or COM, an upcharge for dual fabrics is **\$33 list** per unit and **\$64 list** per unit for three fabrics will be applied. When graded in combination upholstery is selected, use the highest grade upholstery selected or to obtain a quote for blended grading contact Customer Service (please provide the fabrics specified and location of where each fabric is to be applied on the product).





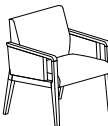

WEIGHT CAPACITIES

Faeron weight capacities are as follows:
Guest Chairs (21" & 24") - 500 lbs
Guest Plus Chairs (30" & 44") - 750 lbs

Faeron Option Upcharges	\$ List		\$ List
CAL 133 & Moisture Barrier (per yard)	64	Solid Surface Arm Cap (per pair) - Gr A White	364
Ganging Bracket	58	Solid Surface Arm Cap (per pair) - Gr A Color	376
Kinetic Back (not available for 30" & 44")	120	Solid Surface Arm Cap (per pair) - Gr B	396
21" & 24" Under-seat Splashguard	58	Solid Surface Arm Cap (per pair) - Gr C	410
30" Under-seat Splashguard	72	Solid Surface Arm (per pair) - Gr A White	573
44" Under-seat Splashguard	91	Solid Surface Arm (per pair) - Gr A Color	598
Removeable Seat Cover	90	Solid Surface Arm (per pair) - Gr B	645
Removable Back Cover	58	Solid Surface Arm (per pair) - Gr C	678
Urethane Arm Cap (per pair)	138		

See page 98 for color selection.

FAERON WOOD | GUEST




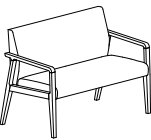


DESCRIPTION/MODEL	Species	COM		COL	FABRIC GRADES			LEATHER		
		1	2		4	5	6	7	8	9
 21" Open Arm FAE2-G21ONC	Beech Palette	1257	1309	1358	1460	1560	1663	1765	1865	2066
 21" Semi Closed Arm FAE2-G21SNC	Beech Palette	1712	1788	1862	2016	2167	2319	2472	2623	2928
 21" Closed Arm FAE2-G21CNC	Beech Palette	1724	1801	1878	2030	2182	2332	2486	2637	2942
 24" Open Arm FAE2-G24ONC	Beech Palette	1348	1399	1451	1552	1653	1753	1856	1956	2160
 24" Semi Closed Arm FAE2-G24SNC	Beech Palette	1802	1879	1954	2107	2257	2410	2563	2715	3017
 24" Closed Arm FAE2-G24CNC	Beech Palette	1816	1892	1967	2119	2272	2422	2577	2727	3032

ORDERING NOTES: Faeron chairs can be specified with Urethane Arm Caps (UC), Solid Surface Arm Caps (SC) or Solid Surface Arm (SA), replace "NC" in the model number with the **Arm Style** selection below and add the upcharge listed on [page 5](#). See page 98 for color selection.

PRODUCT CODE KEY

Line	Series	Chair Type	Size	Arm Type	Arm Style
FAE Faeron	2 Chair	G Guest Seating	21	O Open Arm	NC No Cap
			24	S Semi Closed Arm	UC Urethane Cap
			30	C Closed Arm	SC Solid Surface Cap
			44		SA Solid Surface Arm

FAERON WOOD | GUEST

DESCRIPTION/MODEL	Species	COM		COL	FABRIC GRADES				LEATHER	
		1	2		4	5	6	7	8	9
 30" Open Arm FAE2-G30ONC	Beech Palette	1538	1611	1685	1831	1976	2121	2266	2412	2705
 30" Semi Closed Arm FAE2-G30SNC	Beech Palette	1991	2089	2189	2385	2581	2778	2972	3169	3563
 30" Closed Arm FAE2-G30CNC	Beech Palette	2006	2105	2201	2398	2594	2791	2987	3185	3578
 44" Open Arm FAE2-G44ONC	Beech Palette	1890	1981	2073	2256	2441	2625	2807	2992	3358
 44" Semi Closed Arm FAE2-G44SNC	Beech Palette	2343	2461	2579	2812	3047	3280	3515	3748	4219
 44" Closed Arm FAE2-G44CNC	Beech Palette	2357	2474	2591	2827	3059	3294	3530	3763	4234

ORDERING NOTES: Faeron chairs can be specified with Urethane Arm Caps (UC), Solid Surface Arm Caps (SC) or Solid Surface Arm (SA), replace “NC” in the model number with the **Arm Style** selection below and add the upcharge listed on **Page 5**. See **Pages 98** for color selection.

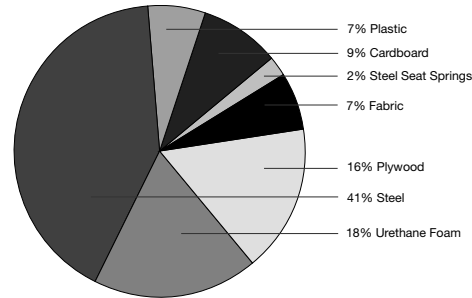
PRODUCT CODE KEY					
Line	Series	Chair Type	Size	Arm Type	Arm Style
<div>FAE</div> Faeron	<div>2</div> Chair	<div>G</div> Guest Seating	<div>21</div>	<div>O</div> Open Arm	<div>NC</div> No Cap
			<div>24</div>	<div>S</div> Semi Closed Arm	<div>UC</div> Urethane Cap
			<div>30</div>	<div>C</div> Closed Arm	<div>SC</div> Solid Surface Cap
			<div>44</div>		<div>SA</div> Solid Surface Arm

FAERON METAL | ENVIRONMENTAL SUMMARY

LEED CI CREDITS



MATERIAL CONTENT:



PRE-CONSUMER
RECYCLED CONTENT = 10.87 %

POST-CONSUMER
RECYCLED CONTENT = 17.48%

Up to 50% of this Faeron Metal product is recyclable at the end of its useful life.

CONTRIBUTES TO

CREDIT 2.1 - 2.2	Construction Waste Management	1-2 point(s)
CREDIT 3.3	Resource Reuse	1 point
CREDIT 4.1	Recycled Content	1 point
CREDIT 4.2	Recycled Content	1 point
CREDIT 4.5	Low Emitting Materials, Systems & Seating	1 point
CREDIT 5.1	Regional Materials*	1 point
CREDIT 7	Certified Wood (MUST BE REQUESTED)	1 point(s)

*This credit is only applicable if in total 20% of the combined value of the procurement of construction materials and in the furniture are manufactured within a radius of 500 miles. This credit will apply if the installation of the finished product occurs within 500 miles of Kitchener, Ontario.

level® CERTIFICATION, AIR EMISSIONS AND FSC® CERTIFICATION



level® CERTIFICATION

BIFMA's e3 Furniture Sustainability Standard is a voluntary, multi-attribute standard that measures the degree of sustainability of furniture. This standard evaluates product and company environmental attributes and compliance systems in a wide range of elements which include Materials, Energy & Atmosphere, Human & Ecosystem Health and Social Responsibility. Faeron products have earned level®, BIFMA's sustainability certification program for furniture, certification through third-party verification against the e3 standard.

AIR-EMISSIONS

All Faeron products are supplied with air-emissions certified. Contact customer service for information.



FSC®

In 2005, Krug received Forest Stewardship Council® (FSC®) Chain-of-Custody certification for our manufacturing facilities. The FSC® Chain-of-Custody tracks certified wood from seedling to final sale. It verifies that the material for our FSC® certified products only come from well-managed, FSC®-certified forests and other controlled sources. FSC® is dedicated to the promotion of responsible forest management worldwide helping to take care of forests for future generations. Faeron and other Krug products can be specified with FSC® Certification. Contact customer service for further information, pricing and lead times.



Architects, designers, and building professionals can specify FSC®-certified products in order to achieve a point from the U.S. Green Building Council's Leadership in Energy and Environmental Design (LEED) Rating System.

FAERON METAL | GUEST, PATIENT, MULTIPLE & EASY ACCESS FEATURES



CLEAN OUT

All Faeron Metal seating models have a built-in clean out feature: a space at the back of the seat that allows dirt, debris and liquid to fall to the floor for easy clean up and maintenance - designed so that it does not detract from the comfort or appearance of the product.



FLEX BACK

The ergonomically designed back has been designed with a slight flexing action, to enhance the level of long-term sitting comfort, and provide greater ease of egress.



WALL SAVER

The angle of the back and the rear legs are designed to keep the back away from the wall, to prevent wear and damage to both the chairs and to the walls of the facility.




STEEL SEAT FRAME

Steel seat frames are joined to other components with hardened steel bolts and inserts, ensuring exceptional durability and strength. The seats feature a spring system that substantially enhances comfort and extends product life cycle. Seats are removable, and field replaceable.



SEAT COMFORT

Seats feature a spring suspension for exceptional comfort while high grade foam provides superior support and longevity.



POLYMER ARM

Faeron arms are durable, comfortable, and long lasting. They are made with injected polymer that is a solid color throughout the arm and are available in three color options: Black, Grey and Taupe.

METAL FINISHES

Faeron Metal chairs are available in two metal finishes; Silver Metallic and Brushed Nickel.

FINISH DURABILITY

The Krug's finish, a proprietary catalyzed varnish formulation, has been repeatedly shown, through independent laboratory testing, to be the industry leader in durability and abrasion resistance. The Krug finish looks better longer and is especially suited to the demands of healthcare environments.

LATEX FREE

Krug products are made with latex-free materials to prevent the allergic reaction that latex causes in some people.

REPLACEABLE COMPONENTS

Faeron Metal chairs are uniquely designed to allow virtually all major components to be field replaced, providing a very cost effective means to significantly extend the life of the product. Seats, backs, frames are field replaceable. Pricing and model numbers can be viewed online at www.krug.ca.

CUSTOM CAPABILITIES

Modifications in dimension, seat and back shape or thickness, and other modifications are possible with Krug's capability to customize for specific requirements and needs. We can also provide custom finishes.

WEIGHT CAPACITIES

Faeron Metal weight capacities are as follows:

Guest & Patient Chairs (21" & 24") - 500 lbs

Plus Chairs (30" & 44") - 750 lbs

Easy Access Chairs - 500 lbs

Multiple Seating & Pre-configured - 500 lbs per seat

2-Seat Freespan - 625 lbs per unit

3-Seat Freespan - 750 lbs per unit

PLUS UPGRADE

Faeron 30" and 44" models feature Plus Upgrade. Plus Upgraded seating has been engineered to support higher weight capacities, accommodating a wider variety of users.

[Faeron Metal Images | www.krug.ca](http://www.krug.ca)

FAERON METAL | GUEST, PATIENT, MULTIPLE & EASY ACCESS OPTIONS



ARM PANEL

Upholstered arm panels are available in both semi- and fully-closed styles, and are field replaceable if damaged.



SOLID SURFACE ARM

The optional Solid Surface Arm provides a fully seamless armrest for enhanced durability, protection and cleanability. It is available in 8 standard Corian colors, and custom colors (at an upcharge). Arms are replaceable as a full side frame if they become damaged or degraded.



WOOD ARM

Wood arms are solid Beech and available in standard and custom finishes. Krug's wood finish is a proprietary high-durability formulation that has been shown to be an industry leader in abrasion resistance. Arms can be replaced if they do become damaged or degraded.



COMBINATION UPHOLSTERY OPTION

When combination upholstery is specified with fabric of the same grade or COM, an upcharge for dual fabrics is **\$33 list** per unit and **\$64 list** per unit for three fabrics will be applied. When graded in combination upholstery is selected, use the highest grade upholstery selected or to obtain a quote for blended grading contact Customer Service (please provide the fabrics specified and location of where each fabric is to be applied on the product.)



KINETIC BACK OPTION

The optional Kinetic Back provides the chair back with a very pleasant and comfortable rocking motion, which can significantly enhance long-term sitting for patients and guests alike. The durable spring-loaded mechanism provides a range of motion of 20 degrees, and can be field-installed or replaced. It's available on any Faeron Guest or Patient chair back with the exception of the Plus styles (30" and 44").



CLEANABLE UNDER-SEAT SPLASHGUARD

All Faeron Metal seating models are available with a plastic moisture barrier that covers and encloses the underside of the seat (while still allowing air transfer and ventilation in and out of the seat cushion). The Splashguard significantly enhances the anti-microbial and germ resistance properties of the product, by enclosing the part of the chair that can be most susceptible to infection-causing pathogens. The Splashguard is a smooth, easy to clean surface, either while on the chair or when removed, and is also field replaceable.



REMOVABLE COVERS

Faeron Metal chairs (all sizes) are available with removable seat and back covers. Replacement seat and back covers can be quickly installed on Faeron products that were originally ordered with the Removeable cover option. Replacement seat and back covers can also be installed on Faeron products that were not originally ordered with the removeable cover option, with some simple staple removal on the original seats and backs.

METAL FINISH OPTIONS

Silver Metallic frames are available with an anti-microbial finish for an upcharge of **\$64 list** per arm frame pair or table. Additional Frame Finishes, which include anti-microbial finish, are available for an upcharge of **\$64 list** per per arm frame pair or table. Available colors are: White, Parchment, Sand, Taupe, Warm Grey, Cool Grey or Black. For all metal finishes other than Silver Metallic Standard, there is a minimum order quantity of 30 units per color. Upcharges for order quantities less than 30 units per color or custom metal finishes, please contact Customer Service to obtain a quote.

MOISTURE BARRIER & CAL 133

California Technical Bulletin 133 is a flammability test for seating. Krug offers a compliance method, in combination with non-flammable upholstery covers, may enable products to meet certification requirements for this test. This process at the same time also provides the products with a Moisture Barrier - a treatment that helps to prevent the passage of liquids and moisture to inside of the upholstered components - thereby conferring sanitary and anti-infection benefits. So when CAL 133 is specified, the product also automatically has a Moisture Barrier, and when a Moisture Barrier is specified, the product also features the compliance method and low flammability features of CAL 133.

The application of this up-charge and the compliance method does not mean that the specific configuration of product and upholstery cover are tested and officially certified as being CAL133 compliant. If the official certification is required, Krug will provide this (through an independent certified testing laboratory) at a charge of \$917 per item, plus the cost of the product to be tested. Lead time for certification testing is typically 4-8 weeks. Krug assumes no responsibility for the testing of our products in combination with upholstery covers, or for the results of any testing conducted. Some specific configurations of products and upholstery have already been tested. Please contact Customer Service for additional information.

GANGING

All Faeron Metal freestanding Guest/Patient chairs can be ganged using a ganging bracket. The powder coated metal bracket is fastened to the inside face of each side frame.

FAERON METAL | GUEST

DIMENSIONS

	Overall Width	Overall Depth	Overall Height	Seat Height	Height of Arms from Floor	Width Between Arms	Seat Depth	Shipping Weight	Cube
21" Seat	25.0	26.3	34.5	19.0	25.0	21	19.5	56	14
24" Seat	28.0	26.3	34.5	19.0	25.0	24	19.5	60	19
30" Seat	34.0	26.3	34.5	19.0	25.0	30	19.5	66	20
44" Seat	48.0	26.3	34.5	19.0	25.0	44	19.5	83	28

COM- YARDAGE REQUIREMENTS

	COM Yardage Seat & Back	COM Yardage Seats Only	COM Yardage Back Only	COM Yardage Closed Arm Panel
21" & 24" - One Chair	1.6	0.9	1.4	0.96
30" - One Chair	2.3	0.9	1.4	0.96
44" - One Chair	2.9	1.5	1.6	0.96

ORDERING NOTES:

The approval process is as follows:
1. A sample of the COM must be provided to Krug Customer Service prior to or at the time of order.
2. The sample will be reviewed and the customer advised if the fabric is unsuitable.
3. The COM fabric or leather will be inspected when received at the factory, to identify any further concerns with its suitability.
Note: Some vinyls, leathers & upholsteries are not suitable for application on Faeron Metal seating.

A drawing showing the configuration of the multiple seating and tables is required with each purchase order.

COMBINATION UPHOLSTERY OPTION

When combination upholstery is specified with fabric of the same grade or COM, an upcharge for dual fabrics is **\$33 list** per unit and **\$64 list** per unit for three fabrics will be applied. When graded in combination upholstery is selected, use the highest grade upholstery selected or to obtain a quote for blended grading contact Customer Service (please provide the fabrics specified and location of where each fabric is to be applied on the product).

Faeron Option Upcharges	\$ List		\$ List
CAL 133 & Moisture Barrier (per yard)	64	Solid Surface Arm (per pair) - Gr A White	573
Ganging Bracket	58	Solid Surface Arm (per pair) - Gr A Color	598
Kinetic Back (not available for Plus)	120	Solid Surface Arm (per pair) - Gr B	645
21" & 24" Under-seat Splashguard	58	Solid Surface Arm (per pair) - Gr C	678
30" Under-seat Splashguard	72	Beech/Palette Wood Arm (per pair)	215
44" Under-seat Splashguard	91		
Removeable Seat Cover	90		
Removable Back Cover	58		
Non-Marring Glides	16		







WEIGHT CAPACITIES

Faeron Metal weight capacities are as follows:
Guest Chairs (21" & 24") - 500 lbs
Plus Chairs (30" & 44") - 750 lbs

FEATURES:

For a complete list of features see [Page 9](#).

FAERON METAL | GUEST

DESCRIPTION/MODEL	COM		COL	FABRIC GRADES				LEATHER	
	1	2		4	5	6	7	8	9
	21" Open Polymer Arm, Silver Metallic Frame FAE2M-G21OPAS		1126 1173	1222	1318	1415	1512	1610	1705 1898
	21" Open Polymer Arm, Brushed Nickel Frame FAE2M-G21OPAN		1341 1390	1437	1535	1631	1728	1823	1921 2113
	21" Semi Closed Polymer Arm, Silver Metallic Frame FAE2M-G21SPAS		1558 1631	1703	1848	1991	2136	2282	2428 2717
	21" Semi Closed Polymer Arm, Brushed Nickel Frame FAE2M-G21SPAN		1773 1845	1918	2063	2209	2353	2497	2641 2933
	21" Closed Polymer Arm, Silver Metallic Frame FAE2M-G21CPAS		1570 1643	1715	1861	2006	2149	2296	2440 2730
	21" Closed Polymer Arm, Brushed Nickel Frame FAE2M-G21CPAN		1788 1858	1930	2077	2220	2366	2510	2656 2946
	24" Open Polymer Arm, Silver Metallic Frame FAE2M-G24OPAS		1213 1262	1310	1405	1504	1598	1695	1792 1985
	24" Open Polymer Arm, Brushed Nickel Frame FAE2M-G24OPAN		1429 1478	1526	1620	1717	1815	1911	2007 2198
	24" Semi Closed Polymer Arm, Silver Metallic Frame FAE2M-G24SPAS		1644 1716	1790	1935	2080	2222	2369	2513 2804
	24" Semi Closed Polymer Arm, Brushed Nickel Frame FAE2M-G24SPAN		1860 1932	2004	2149	2295	2438	2585	2728 3017
	24" Closed Polymer Arm, Silver Metallic Frame FAE2M-G24CPAS		1659 1730	1802	1947	2091	2237	2383	2527 2817
	24" Closed Polymer Arm, Brushed Nickel Frame FAE2M-G24CPAN		1872 1945	2017	2164	2307	2452	2596	2742 3032

ORDERING NOTES:

Faeron Metal chairs can also be specified with a Wood Arm (WA) or a Solid Surface Arm (SA), replace "PA" in the model number with the **Arm Style** selection below and add the upcharge listed. See **Page 98** for color selection.

Arm Style Option Upcharges




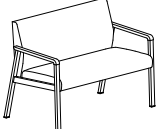
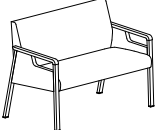
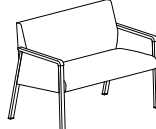
\$ List

Solid Surface Arm (per pair) - Gr A White	573
Solid Surface Arm (per pair) - Gr A Color	598
Solid Surface Arm (per pair) - Gr B	645
Solid Surface Arm (per pair) - Gr C	678
Beech/Palette Wood Arm (per pair)	215

PRODUCT CODE KEY

Line	Series	Chair Type	Size	Arm Type	Arm Style	Metal Finish
<div>FAE</div> Faeron	<div>2M</div> Chair	<div>G</div> Guest Seating	<div>21</div>	<div>O</div> Open Arm	<div>PA</div> Polymer Arm	<div>S</div> Silver Metallic
			<div>24</div>	<div>S</div> Semi Closed Arm	<div>WA</div> Wood Arm	<div>N</div> Brushed Nickel
			<div>30</div>	<div>C</div> Closed Arm	<div>SA</div> Solid Surface Arm	
			<div>44</div>			

FAERON METAL | GUEST

DESCRIPTION/MODEL	COM		COL	FABRIC GRADES			LEATHER		
	1	2		4	5	6	7	8	9
	30" Open Polymer Arm, Silver Metallic Frame FAE2M-G30OPAS		1394 1462	1533	1670	1810	1949	2087	2227 2505
	30" Open Polymer Arm, Brushed Nickel Frame FAE2M-G30OPAN		1610 1677	1747	1885	2026	2165	2302	2441 2719
	30" Semi Closed Polymer Arm, Silver Metallic Frame FAE2M-G30SPAS		1825 1920	2012	2198	2386	2574	2761	2948 3322
	30" Semi Closed Polymer Arm, Brushed Nickel Frame FAE2M-G30SPAN		2041 2134	2228	2415	2602	2789	2977	3163 3537
	30" Closed Polymer Arm, Silver Metallic Frame FAE2M-G30CPAS		1839 1932	2026	2213	2399	2587	2773	2962 3336
	30" Closed Polymer Arm, Brushed Nickel Frame FAE2M-G30CPAN		2055 2147	2240	2429	2614	2803	2988	3177 3552
	44" Open Polymer Arm, Silver Metallic Frame FAE2M-G44OPAS		1729 1816	1904	2079	2254	2429	2605	2779 3129
	44" Open Polymer Arm, Brushed Nickel Frame FAE2M-G44OPAN		1944 2031	2118	2294	2470	2642	2818	2994 3343
	44" Semi Closed Polymer Arm, Silver Metallic Frame FAE2M-G44SPAS		2161 2272	2384	2608	2830	3054	3277	3499 3948
	44" Semi Closed Polymer Arm, Brushed Nickel Frame FAE2M-G44SPAN		2376 2487	2597	2822	3045	3268	3491	3714 4162
	44" Closed Polymer Arm, Silver Metallic Frame FAE2M-G44CPAS		2173 2285	2397	2619	2844	3067	3290	3513 3960
	44" Closed Polymer Arm, Brushed Nickel Frame FAE2M-G44CPAN		2388 2502	2612	2835	3058	3281	3505	3728 4176

ORDERING NOTES: Faeron Metal chairs can also be specified with a Wood Arm (WA) or a Solid Surface Arm (SA), replace "PA" in the model number with the Arm Style selection below and add the upcharge listed. See page 98 for color selection.	Arm Style Option Upcharges		\$ List
	Solid Surface Arm (per pair) - Gr A White		573
	Solid Surface Arm (per pair) - Gr A Color		598
	Solid Surface Arm (per pair) - Gr B		645
	Solid Surface Arm (per pair) - Gr C		678
	Beech/Palette Wood Arm (per pair)		215

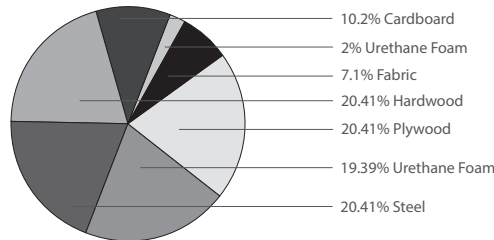
Line	Series	Chair Type	Size	Arm Type	Arm Style	Metal Finish
<div>FAE</div> Faeron	<div>2M</div> Chair	<div>G</div> Guest Seating	<div>21</div>	<div>O</div> Open Arm	<div>PA</div> Polymer Arm	<div>S</div> Silver Metallic
			<div>24</div>	<div>S</div> Semi Closed Arm	<div>WA</div> Wood Arm	<div>N</div> Brushed Nickel
			<div>30</div>	<div>C</div> Closed Arm	<div>SA</div> Solid Surface Arm	
			<div>44</div>			

FAERON WOOD | ENVIRONMENTAL SUMMARY

LEED CI CREDITS



MATERIAL CONTENT:



PRE-CONSUMER
RECYCLED CONTENT = 5.61%

POST-CONSUMER
RECYCLED CONTENT = 14.18%

Up to 33.61% of this Faeron product is recyclable at the end of its useful life.

CONTRIBUTES TO		
CREDIT 2.1 - 2.2	Construction Waste Management	1-2 point(s)
CREDIT 3.3	Resource Reuse	1 point
CREDIT 4.1	Recycled Content	1 point
CREDIT 4.5	Low Emitting Materials, Systems & Seating	1 point
CREDIT 5.1	Regional Materials*	1 point
CREDIT 7	Certified Wood (MUST BE REQUESTED)	1 point(s)

*This credit is only applicable if in total 20% of the combined value of the procurement of construction materials and in the furniture are manufactured within a radius of 500 miles. This credit will apply if the installation of the finished product occurs within 500 miles of Kitchener, Ontario.

level® CERTIFICATION, AIR EMISSIONS AND FSC® CERTIFICATION



level® CERTIFICATION

BIFMA's e3 Furniture Sustainability Standard is a voluntary, multi-attribute standard that measures the degree of sustainability of furniture. This standard evaluates product and company environmental attributes and compliance systems in a wide range of elements which include Materials, Energy & Atmosphere, Human & Ecosystem Health and Social Responsibility. Faeron products have earned level®, BIFMA's sustainability certification program for furniture, certification through third-party verification against the e3 standard.

AIR-EMISSIONS

All Faeron products are supplied with air-emissions certified. Contact customer service for information.



FSC®

In 2005, Krug received Forest Stewardship Council® (FSC®) Chain-of-Custody certification for our manufacturing facilities. The FSC® Chain-of-Custody tracks certified wood from seedling to final sale. It verifies that the material for our FSC® certified products only come from well-managed, FSC®-certified forests and other controlled sources. FSC® is dedicated to the promotion of responsible forest management worldwide helping to take care of forests for future generations. Faeron and other Krug products can be specified with FSC® Certification. Contact customer service for further information, pricing and lead times.



Architects, designers, and building professionals can specify FSC®-certified products in order to achieve a point from the U.S. Green Building Council's Leadership in Energy and Environmental Design (LEED) Rating System.

FAERON WOOD | PATIENT

DIMENSIONS & COM REQUIREMENTS

	Overall Width	Overall Depth	Overall Height	Seat Height	Height of Arms from Floor	Width Between Arms	Seat Depth	Shipping Weight	Cubes
21" Seat	25.0	26.3	45.0	19.0	25	21	19.5	49	17
24" Seat	28.0	26.3	45.0	19.0	25	24	19.5	53	22
30" Seat	34.0	26.3	45.0	19.0	25	30	19.5	64	28

COM - YARDAGE REQUIREMENTS

	COM Yardage Seats & Backs Only	COM Yardage Seat Only	COM Yardage Back Only	COM Yardage Closed Arm Panel
21" & 24" - One Chair	2.0	0.9	2.0	0.8
30" Plus - One Chair	3.0	0.9	2.0	0.8

Note: Some vinyls, leathers & upholsteries are not suitable for application on Faeron seating.
The approval process is as follows:
1. A sample of the COM must be provided to Krug Customer Service prior to or at the time of order.
2. The sample will be reviewed and the customer advised if the fabric is unsuitable.
3. The COM fabric or leather will be inspected when received at the factory, to identify any further concerns with its suitability.





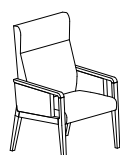

Faeron Option Upcharges	\$ List		\$ List
CAL 133 & Moisture Barrier (per yard)	64	Solid Surface Arm Cap (per pair) - Gr A White	364
Ganging Bracket	58	Solid Surface Arm Cap (per pair) - Gr A Color	376
Kinetic Back (not available for Plus)	120	Solid Surface Arm Cap (per pair) - Gr B	396
21" & 24" Under-seat Splashguard	58	Solid Surface Arm Cap (per pair) - Gr C	410
30" Under-seat Splashguard	72	Solid Surface Arm (per pair) - Gr A White	573
Removeable Seat Cover	90	Solid Surface Arm (per pair) - Gr A Color	598
Removable Back Cover	58	Solid Surface Arm (per pair) - Gr B	645
Urethane Arm Cap (per pair)	138	Solid Surface Arm (per pair) - Gr C	678
Combination Upholstery - dual fabrics (per chair)	33		
Combination Upholstery - Three fabrics (per chair)	64		

Additional features and options information see page 31.

WEIGHT CAPACITIES
Faeron weight capacities are as follows:
Patient Chairs (21" & 24") - 500 lbs
Plus Chair (30") - 750 lbs

FEATURES:
For a complete list of features see [Page 9](#).

FAERON WOOD | PATIENT


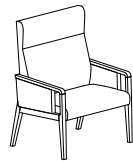

DESCRIPTION/MODEL	Species	COM		COL	FABRIC GRADES			LEATHER		
		1	2		4	5	6	7	8	9
 21" Open Arm FAE2-P21ONC	Beech Palette	1318	1383	1446	1572	1699	1827	1954	2081	2333
 21" Semi Closed Arm FAE2-P21SNC	Beech Palette	1773	1861	1951	2130	2304	2483	2660	2837	3192
 21" Closed Arm FAE2-P21CNC	Beech Palette	1788	1875	1965	2143	2319	2496	2673	2851	3207
 24" Open Arm FAE2-P24ONC	Beech Palette	1395	1459	1522	1647	1776	1902	2030	2157	2410
 24" Semi Closed Arm FAE2-P24SNC	Beech Palette	1849	1938	2028	2205	2383	2559	2738	2913	3268
 24" Closed Arm FAE2-P24CNC	Beech Palette	1862	1953	2040	2218	2396	2571	2748	2928	3283

ORDERING NOTES: Faeron chairs can be specified with Urethane Arm Caps (UC), Solid Surface Arm Caps (SC) or Solid Surface Arm (SA), replace "NC" in the model number with the **Arm Style** selection below and add the upcharge listed on **Page 15**. See **page 98** for color selection.

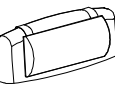
PRODUCT CODE KEY

Line	Series	Chair Type	Size	Arm Type	Arm Style
<div>FAE</div> Faeron	<div>2</div> Chair	<div>P</div> Patient Seating	<div>21</div>	<div>O</div> Open Arm	<div>NC</div> No Cap
			<div>24</div>	<div>S</div> Semi Closed Arm	<div>UC</div> Urethane Cap
			<div>30</div>	<div>C</div> Closed Arm	<div>SC</div> Solid Surface Cap
					<div>SA</div> Solid Surface Arm

FAERON WOOD | PATIENT

DESCRIPTION/MODEL	Species	COM		COL		FABRIC GRADES			LEATHER	
		1	2	3	4	5	6	7	8	9
 30" Open Arm FAE2-P30ONC	Beech Palette	1613	1708	1803	1993	2185	2374	2564	2754	3135
 30" Semi Closed Arm FAE2-P30SNC	Beech Palette	2065	2189	2307	2549	2789	3030	3270	3513	3994
 30" Closed Arm FAE2-P30CNC	Beech Palette	2081	2201	2322	2563	2803	3043	3286	3528	4007

ORDERING NOTES: Faeron chairs can be specified with Urethane Arm Caps (UC), Solid Surface Arm Caps (SC) or Solid Surface Arm (SA), replace “NC” in the model number with the **Arm Style** selection below and add the upcharge listed on **Page 15**. See **page 98** for color selection.

DESCRIPTION/MODEL		COM		COL	FABRIC GRADES			LEATHER		Fabric Yardage	Shipping Weight	Cubes	
		1	2	3	4	5	6	7	8				9
	21" Adjustable Headrest												
	FAE2-RHR21	409	470	506	541	575	614	646	683	733	0.9	2.3	0.9
	24" Adjustable Headrest												
	FAE2-RHR24	449	514	555	596	636	675	713	751	805	0.9	2.3	0.9
	30" Plus Patient Headrest												
	FAE2-RHR30	536	614	663	706	753	803	848	895	958	0.9	2.3	0.9

PRODUCT CODE KEY

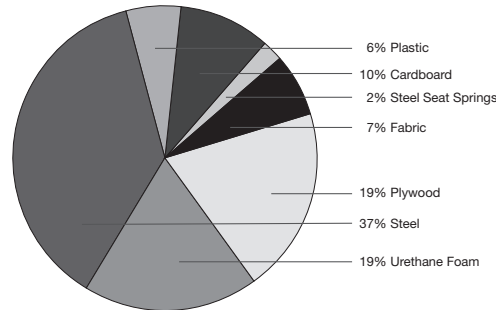
Line	Series	Chair Type	Size	Arm Type	Arm Style
<div>FAE</div> Faeron	<div>2</div> Chair	<div>P</div> Patient Seating	<div>21</div>	<div>O</div> Open Arm	<div>NC</div> No Cap
			<div>24</div>	<div>S</div> Semi Closed Arm	<div>UC</div> Urethane Cap
			<div>30</div>	<div>C</div> Closed Arm	<div>SC</div> Solid Surface Cap
					<div>SA</div> Solid Surface Arm

FAERON METAL | ENVIRONMENTAL SUMMARY

LEED CI CREDITS



MATERIAL CONTENT:



PRE-CONSUMER
RECYCLED CONTENT = 9.80%

POST-CONSUMER
RECYCLED CONTENT = 17.63%

Up to 47.06% of this Faeron Metal product is recyclable at the end of its useful life.

CONTRIBUTES TO

CREDIT 2.1 - 2.2	Construction Waste Management	1-2 point(s)
CREDIT 3.3	Resource Reuse	1 point
CREDIT 4.1	Recycled Content	1 point
CREDIT 4.2	Recycled Content	1 point
CREDIT 4.5	Low Emitting Materials, Systems & Seating	1 point
CREDIT 5.1	Regional Materials*	1 point
CREDIT 7	Certified Wood (MUST BE REQUESTED)	1 point(s)

*This credit is only applicable if in total 20% of the combined value of the procurement of construction materials and in the furniture are manufactured within a radius of 500 miles. This credit will apply if the installation of the finished product occurs within 500 miles of Kitchener, Ontario.

level® CERTIFICATION, AIR EMISSIONS AND FSC® CERTIFICATION



level® CERTIFICATION

BIFMA's e3 Furniture Sustainability Standard is a voluntary, multi-attribute standard that measures the degree of sustainability of furniture. This standard evaluates product and company environmental attributes and compliance systems in a wide range of elements which include Materials, Energy & Atmosphere, Human & Ecosystem Health and Social Responsibility. Faeron products have earned level®, BIFMA's sustainability certification program for furniture, certification through third-party verification against the e3 standard.

AIR-EMISSIONS

All Faeron products are supplied with air-emissions certified. Contact customer service for information.



FSC®

In 2005, Krug received Forest Stewardship Council® (FSC®) Chain-of-Custody certification for our manufacturing facilities. The FSC® Chain-of-Custody tracks certified wood from seedling to final sale. It verifies that the material for our FSC® certified products only come from well-managed, FSC®-certified forests and other controlled sources. FSC® is dedicated to the promotion of responsible forest management worldwide helping to take care of forests for future generations. Faeron and other Krug products can be specified with FSC® Certification. Contact customer service for further information, pricing and lead times.



Architects, designers, and building professionals can specify FSC®-certified products in order to achieve a point from the US. Green Building Council's Leadership in Energy and Environmental Design (LEED) Rating System.

FAERON METAL | PATIENT

DIMENSIONS & COM REQUIREMENTS

	Overall Width	Overall Depth	Overall Height	Seat Height	Height of Arms from Floor	Width Between Arms	Seat Depth	Shipping Weight	Cubes
21" Seat	25.0	26.3	45.0	19.0	25	21	19.5	61	17
24" Seat	28.0	26.3	45.0	19.0	25	24	19.5	65	22
30" Seat	34.0	26.3	45.0	19.0	25	30	19.5	76	28

COM - YARDAGE REQUIREMENTS

	COM Yardage Seats & Backs Only	COM Yardage Seat Only	COM Yardage Back Only	COM Yardage Closed Arm Panel
21" & 24" - One Chair	2.0	0.9	2.0	0.96
30" Plus - One Chair	3.0	0.9	2.0	0.96

ORDERING NOTES:

The approval process is as follows:

1. A sample of the COM must be provided to Krug Customer Service prior to or at the time of order.
 2. The sample will be reviewed and the customer advised if the fabric is unsuitable.
 3. The COM fabric or leather will be inspected when received at the factory, to identify any further concerns with its suitability.
- Note: Some vinyls, leathers & upholsteries are not suitable for application on Faeron Metal seating.

A drawing showing the configuration of the multiple seating and tables is required with each purchase order.

Faeron Metal Option Upcharges	\$ List		\$ List
CAL 133 & Moisture Barrier (per yard)	64	Solid Surface Arm (per pair) - Gr A White	573
Ganging Bracket	58	Solid Surface Arm (per pair) - Gr A Color	598
Kinetic Back (not available for Plus)	120	Solid Surface Arm (per pair) - Gr B	645
21" & 24" Under-seat Splashguard	58	Solid Surface Arm (per pair) - Gr C	678
30" Under-seat Splashguard	72	Beech/Palette Wood Arm (per pair)	215
Removeable Seat Cover	90		
Removeable Back Cover	58		
Non-Marring Glides	16		
Combination Upholstery - dual fabrics (per chair)	33		
Combination Upholstery - Three fabrics (per chair)	64		

Additional features and options information see page 37.

WEIGHT CAPACITIES













Faeron Metal weight capacities are as follows:

- Patient Chairs (21" & 24") - 500 lbs
Patient Plus Chair (30") - 750 lbs

FEATURES:

For a complete list of features see [page 9](#).

FAERON METAL | PATIENT

DESCRIPTION/MODEL	COM		COL	FABRIC GRADES			LEATHER		
	1	2		4	5	6	7	8	9
	21" Open Polymer Arm, Silver Metallic Frame FAE2M-P21OPAS								
	1185	1245	1306	1428	1547	1668	1790	1909	2151
	21" Open Polymer Arm, Brushed Nickel Frame FAE2M-P21OPAN								
	1401	1461	1521	1642	1764	1883	2004	2124	2367
	21" Semi Closed Polymer Arm, Silver Metallic Frame FAE2M-P21SPAS								
	1617	1702	1788	1956	2123	2294	2462	2631	2969
	21" Semi Closed Polymer Arm, Brushed Nickel Frame FAE2M-P21SPAN								
	1833	1915	2002	2170	2340	2508	2678	2846	3185
	21" Closed Polymer Arm, Silver Metallic Frame FAE2M-P21CPAS								
	1631	1714	1798	1968	2136	2306	2476	2642	2983
	21" Closed Polymer Arm, Brushed Nickel Frame FAE2M-P21CPAN								
	1845	1929	2014	2185	2353	2522	2691	2859	3197
	24" Open Polymer Arm, Silver Metallic Frame FAE2M-P24OPAS								
	1257	1317	1378	1499	1619	1741	1861	1982	2222
	24" Open Polymer Arm, Brushed Nickel Frame FAE2M-P24OPAN								
	1473	1534	1593	1714	1835	1956	2077	2196	2438
	24" Semi Closed Polymer Arm, Silver Metallic Frame FAE2M-P24SPAS								
	1689	1774	1858	2029	2196	2366	2535	2703	3040
	24" Semi Closed Polymer Arm, Brushed Nickel Frame FAE2M-P24SPAN								
	1905	1989	2073	2242	2412	2581	2748	2920	3257
	24" Closed Polymer Arm, Silver Metallic Frame FAE2M-P24CPAS								
	1703	1789	1871	2041	2211	2378	2548	2717	3055
	24" Closed Polymer Arm, Brushed Nickel Frame FAE2M-P24CPAN								
	1918	2003	2087	2256	2427	2593	2763	2933	3269

ORDERING NOTES:

Faeron Metal chairs can also be specified with a Wood Arm (WA) or a Solid Surface Arm (SA), replace "PA" in the model number with the Arm Style selection below and add the upcharge listed. See [page 98](#) for color selection.

Arm Style Option Upcharges

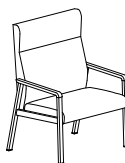
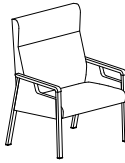

\$ List

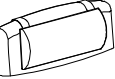
Solid Surface Arm (per pair) - Gr A White	573
Solid Surface Arm (per pair) - Gr A Color	598
Solid Surface Arm (per pair) - Gr B	645
Solid Surface Arm (per pair) - Gr C	678
Beech/Palette Wood Arm (per pair)	215

PRODUCT CODE KEY

Line	Series	Chair Type	Size	Arm Type	Arm Style	Metal Finish
<div>FAE</div> Faeron	<div>2M</div> Chair	<div>P</div> Patient Seating	<div>21</div>	<div>O</div> Open Arm	<div>PA</div> Polymer Arm	<div>S</div> Silver Metallic
			<div>24</div>	<div>S</div> Semi Closed Arm	<div>WA</div> Wood Arm	<div>N</div> Brushed Nickel
			<div>30</div>	<div>C</div> Closed Arm	<div>SA</div> Solid Surface Arm	

FAERON METAL | PATIENT

DESCRIPTION/MODEL		COM		COL	FABRIC GRADES			LEATHER			
		1	2		4	5	6	7	8	9	
	30" Open Polymer Arm, Silver Metallic Frame FAE2M-P30OPAS		1464	1556	1645	1827	2009	2190	2370	2552	2913
	30" Open Polymer Arm, Brushed Nickel Frame FAE2M-P30OPAN		1680	1771	1861	2042	2222	2405	2586	2767	3131
	30" Semi Closed Polymer Arm, Silver Metallic Frame FAE2M-P30SPAS		1897	2012	2126	2356	2585	2815	3043	3273	3732
	30" Semi Closed Polymer Arm, Brushed Nickel Frame FAE2M-P30SPAN		2112	2228	2342	2570	2800	3030	3260	3489	3948
	30" Closed Polymer Arm, Silver Metallic Frame FAE2M-P30CPAS		1909	2026	2139	2369	2596	2828	3057	3287	3744
	30" Closed Polymer Arm, Brushed Nickel Frame FAE2M-P30CPAN		2124	2240	2355	2585	2814	3042	3271	3502	3960

DESCRIPTION/MODEL	COM		COL	FABRIC GRADES				LEATHER			Fabric Yardage	Shipping Weight	Cubes
	1	2		4	5	6	7	8	9				
	21" Adjustable Headrest FAE2-RHR21		409	470	506	541	575	614	646	683	733	0.9	0.9
	24" Adjustable Headrest FAE2-RHR24		449	514	555	596	636	675	713	751	805	0.9	0.9
	30" Plus Patient Headrest FAE2-RHR30		536	614	663	706	753	803	848	895	958	0.9	0.9

Faeron Metal Option Upcharges		\$ List	Arm Style Option Upcharges		\$ List
CAL 133 & Moisture Barrier (per yard)		64	Solid Surface Arm (per pair) - Gr A White		573
Ganging Bracket		58	Solid Surface Arm (per pair) - Gr A Color		598
Kinetic Back (not available for Plus)		120	Solid Surface Arm (per pair) - Gr B		645
21" & 24" Under-seat Splashguard		58	Solid Surface Arm (per pair) - Gr C		678
30" Under-seat Splashguard		72	Beech/Palette Wood Arm (per pair)		215
Removeable Seat Cover		90	ORDERING NOTES: Faeron Metal chairs can also be specified with a Wood Arm (WA) or a Solid Surface Arm (SA), replace "PA" in the model number with the Arm Style selection below and add the upcharge listed. See page 98 for color selection.		
Removable Back Cover		58			
Non-Marring Glides		16			
Combination Upholstery - dual fabrics (per chair)		33			
Combination Upholstery - Three fabrics (per chair)		64			

PRODUCT CODE KEY						
Line	Series	Chair Type	Size	Arm Type	Arm Style	Metal Finish
<div>FAE</div> Faeron	<div>2M</div> Chair	<div>P</div> Patient Seating	<div>21</div>	<div>O</div> Open Arm	<div>PA</div> Polymer Arm	<div>S</div> Silver Metallic
			<div>24</div>	<div>S</div> Semi Closed Arm	<div>WA</div> Wood Arm	<div>N</div> Brushed Nickel
			<div>30</div>	<div>C</div> Closed Arm	<div>SA</div> Solid Surface Arm	

FAERON WOOD | MULTIPLE SEATING INSTRUCTIONS

To aid you in the process of specifying and ordering Faeron Multiple Seating, we have compiled the following summary. It explains the three different types of Faeron Multiple Seating – (a) Pre-Configured, (b) Start, Center & End Units and (c) the Freespan Multiple Units – including the features and considerations of each type, to assist in selecting the one that best suits each application. It is a requirement for all Faeron Multiple Seating orders, a drawing or plan view layout must accompany the order, so that we can verify that the specification is correct.

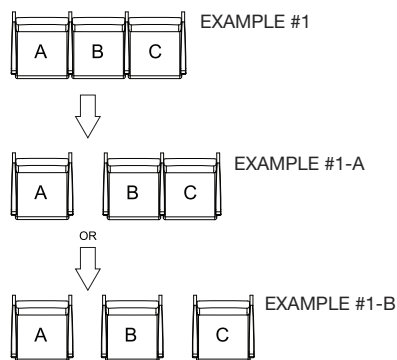
When building your multiple seating layout, please note that your order should start from left to right as you are facing the configuration.

Pre-Configured Multiple Units

Pre-Configured Multiple Units are designed to be used when you have seating configurations that are 2-3 chair units in size.

Considerations if choosing to use Pre-Configured Units:

- Linking tables can be joined to either end of a Pre-Configured Multiple Unit, but not in-between
- There are no limitations to the number of Pre-Configured Multiple units that can be ganged together with the Faeron Linking Tables
- Pre-Configured Multiple Units are not available in 30" or 44" plus widths
- Pre-Configured Multiple Units are not designed to work with other multiple seating (Start, Center, End Units or Freespan Units) unless a Faeron Linking Table or linking brackets are used in-between the different types of multiple seating.
- Pre-Configured Multiple Units are built from Start, Center and End Units and therefore, can be reconfigured to singular or two-seat units. However, you may have to purchase additional components (arms, etc...) to be able to do this. See line drawings below for possible configurations that can be made from taking apart the Pre-Configured Multiple Units.



*Please note:

Example #1-A requires an additional end unit arm for chair A, and a start unit arm for chair B.

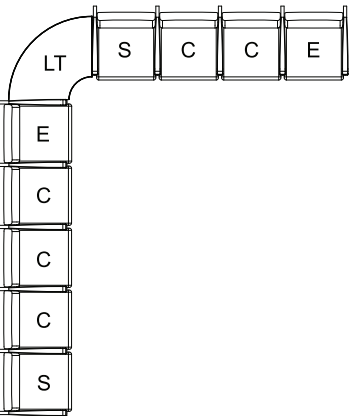
Example #1-B requires an additional end unit arm for chair A, a start and end unit arm for chair B, and a start unit arm for chair C.

Start, Center and End Multiple Seating Units

Start, Center and End Multiple Units are designed to be used when you have seating configurations that are greater than three chair units in size, and/or include 30" or 44" units. Also, before you start to build your multiple seating layout, please note that your order should start from left

FAERON WOOD | MULTIPLE SEATING INSTRUCTIONS

See below for sample configurations of when you would use Start, Center and End Multiple Units.



Freespan Multiple Units

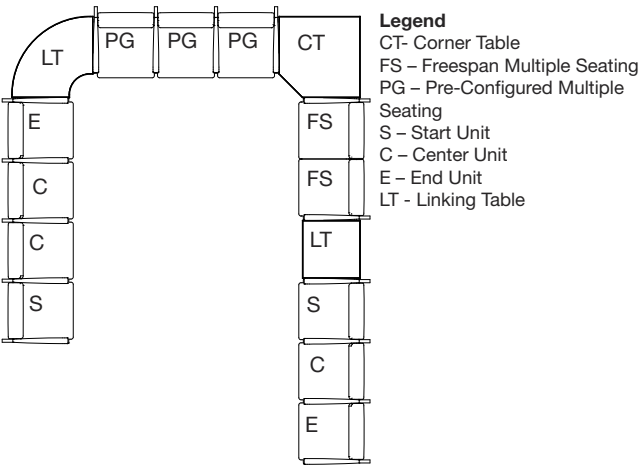
Freespan Multiple Units are designed to be used when you have seating configurations that are 2-3 chair units in size and a reduced number of legs are desirable. (see picture below).



Considerations if choosing to use Freespan Multiple Units:

- Freespan Multiple Units come with a choice of a pre-configured unit with or without a center arm
- The unit with the center arm increases the overall width of the unit by 1” per arm
- Linking tables can be joined to either side of a Freespan Multiple Unit, but not in-between
- There are no limitations to the number of Freespan Multiple units that can be ganged together with the Faeron Linking Tables or linking brackets.
- Freespan Multiple Units are not available in 30” or 44” plus widths
- Freespan Multiple Units are not designed to work with other multiple seating (Start, Center, End Units or Freespan Units) unless a Faeron Linking Table or linking brackets are used in-between the different types of multiple seating.

Below illustrates possible configurations when you could use all three types of Faeron Multiple Seating together.



For more information on how to specify Faeron Multiple Seating, please contact Customer Service directly at 1-888-578-5784.

FAERON WOOD | MULTIPLE SEATING - PRECONFIGURED UNITS

DIMENSIONS & COM REQUIREMENTS

	Overall Width	Overall Depth	Overall Height	Seat Height	Height of Arms from Floor	Width Between Arms	Seat Depth	Shipping Weight	Cube	COM Seat & Back Yardage	COM Fabric Seat Yardage	COM Fabric Back Yardage	COM Fabric Closed Arm Panel Yardage
PCG21X2	48.3	26.3	34.5	19.0	25.0	21	19.5	76	28	3.0	1.5	2.1	1.2
PCP21X2	48.3	26.3	45.0	19.0	25.0	21	19.5	86	38	3.8	1.5	3.0	1.2
PCG21X3	71.5	26.3	34.5	19.0	25.0	21	19.5	109	41	4.6	2.4	3.5	1.6
PCP21X3	71.5	26.3	45.0	19.0	25.0	21	19.5	124	56	5.8	2.4	5.0	1.6
PCG24X2	54.3	26.3	34.5	19.0	25.0	24	19.5	83	31	3.0	1.5	2.1	1.2
PCP24X2	54.3	26.3	45.0	19.0	25.0	24	19.5	93	43	3.8	1.5	3.0	1.2
PCG24X3	80.5	26.3	34.5	19.0	25.0	24	19.5	121	46	4.6	2.4	3.5	1.6
PCP24X3	80.5	26.3	45.0	19.0	25.0	24	19.5	136	63	5.8	2.4	5.0	1.6

Note: Some vinyls, leathers & upholsteries are not suitable for application on Faeron seating. Please refer to page 628 for C.O.M approval process.

A drawing showing the configuration of the multiple seating and tables is required with each purchase order.

WEIGHT CAPACITIES

Faeron weight capacities are as follows:
Guest & Patient Chairs (21" & 24") - 500 lbs

Faeron Option Upcharges	\$ List		\$ List
CAL 133 & Moisture Barrier (per yard)	64		
Combination Upholstery - dual fabrics (per chair)	33	Solid Surface Arm Cap (pair) - Gr A White	364
Combination Upholstery - Three fabrics (per chair)	64	Solid Surface Arm Cap (pair) - Gr A Color	376
Ganging Bracket	58	Solid Surface Arm Cap (pair) - Gr B	396
Kinetic Back (not available for Plus)	120	Solid Surface Arm Cap (pair) - Gr C	410
21" & 24" Under-seat Splashguard	58		
Removeable Seat Cover (per seat)	90	Solid Surface Arm (pair) - Gr A White	573
Removable Back Cover (per back)	58	Solid Surface Arm (pair) - Gr A Color	598
Urethane Arm Cap (each)	69	Solid Surface Arm (pair) - Gr C	678
Solid Surface Arm Cap (each) - Gr A White	182	Solid Surface Arm (pair) - Gr B	645
Solid Surface Arm Cap (each) - Gr A Color	187	See page 631 for color selection.	
Solid Surface Arm Cap (each) - Gr B	198		
Solid Surface Arm Cap (each) - Gr C	205	Additional features and options information see page 31.	
Solid Surface Arm (each) - Gr A White	287		
Solid Surface Arm (each) - Gr A Color	299		
Solid Surface Arm (each) - Gr B	321		
Solid Surface Arm (each) - Gr C	339		

Patient backs are available on multiple units, please change the model number FAE2-PCG to FAE2-PCP, and add the following upcharges per back:

	Grade 1	Grade 2	Grade 3	Grade 4	Grade 5	Grade 6	Grade 7	Grade 8	Grade 9
21" Chairs	63	74	90	114	138	164	189	215	265
24" Chairs	68	81	94	119	144	170	195	220	271

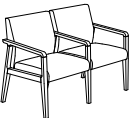
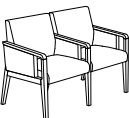



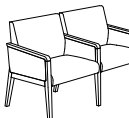
FEATURES:

For a complete list of features see [Page 9](#).

WEIGHT CAPACITIES

Faeron weight capacities are as follows:
Guest & Patient Chairs (21" & 24") - 500 lbs

FAERON WOOD | MULTIPLE SEATING - PRECONFIGURED UNITS

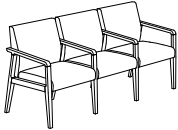
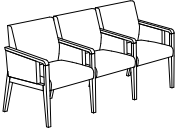
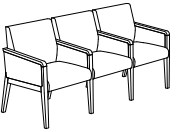
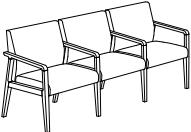
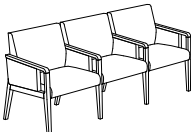
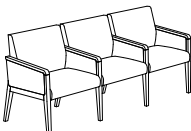
DESCRIPTION/MODEL		Species	COM 1	2	COL 3	4	FABRIC GRADES 5		6	7	LEATHER 8		9
	2 Seat - 21" Open Arm Pre-configured Unit, Guest Backs												
	FAE2-PCG21X2ONC	Beech Palette	2201	2303	2406	2609	2810	3013	3216	3418	3823		
	2 Seat - 21" Semi Closed Arm Pre-configured Unit, Guest Backs												
	FAE2-PCG21X2SNC	Beech Palette	2912	3053	3190	3470	3748	4028	4308	4586	5142		
	2 Seat - 21" Closed Arm Pre-configured Unit, Guest Backs												
	FAE2-PCG21X2CNC	Beech Palette	2940	3080	3219	3497	3776	4057	4335	4613	5170		
	2 Seat - 24" Open Arm Pre-configured Unit, Guest Backs												
	FAE2-PCG24X2ONC	Beech Palette	2401	2502	2605	2805	3009	3210	3412	3617	4022		
	2 Seat - 24" Semi Closed Arm Pre-configured Unit, Guest Backs												
	FAE2-PCG24X2SNC	Beech Palette	3111	3248	3388	3666	3948	4224	4504	4784	5340		
	2 Seat - 24" Closed Arm Pre-configured Unit, Guest Backs												
	FAE2-PCG24X2CNC	Beech Palette	3137	3277	3415	3693	3975	4252	4531	4812	5367		

ORDERING NOTES: Faeron chairs can be specified with Urethane Arm Caps (UC), Solid Surface Arm Caps (SC) or Solid Surface Arm (SA), replace “NC” in the model number with the **Arm Style** selection below and add the upcharge listed on **Page 24**. See **page 98** for color selection.

PRODUCT CODE KEY

Line	Series	Chair Type	Back Type	Size	Arm Type	Arm Style
FAE Faeron	2 Chair	PC Pre-configured Multiple Unit	G Guest	21X2	O Open Arm	NC No Cap
			P Patient	24X2	S Semi Closed Arm	UC Urethane Cap
				21X3	C Closed Arm	SC Solid Surface Cap
				24X3		SA Solid Surface Arm

FAERON WOOD | MULTIPLE SEATING - PRECONFIGURED UNITS

DESCRIPTION/MODEL	Species	COM		COL		FABRIC GRADES			LEATHER	
		1	2	3	4	5	6	7	8	9
	3 Seat - 21" Open Arm Pre-configured Unit, Guest Backs									
	FAE2-PCG21X3ONC Beech Palette	3131	3283	3433	3739	4042	4347	4652	4956	5562
	3 Seat - 21" Semi Closed Arm Pre-configured Unit, Guest Backs									
	FAE2-PCG21X3SNC Beech Palette	4097	4297	4503	4906	5315	5719	6124	6529	7342
	3 Seat - 21" Closed Arm Pre-configured Unit, Guest Backs									
	FAE2-PCG21X3CNC Beech Palette	4139	4340	4544	4948	5355	5761	6165	6571	7383
	3 Seat - 24" Open Arm Pre-configured Unit, Guest Backs									
	FAE2-PCG24X3ONC Beech Palette	3360	3459	3610	3917	4219	4525	4830	5134	5741
	3 Seat - 24" Semi Closed Arm Pre-configured Unit, Guest Backs									
	FAE2-PCG24X3SNC Beech Palette	4328	4478	4680	5085	5493	5896	6303	6708	7520
	3 Seat - 24" Closed Arm Pre-configured Unit, Guest Backs									
	FAE2-PCG24X3CNC Beech Palette	4370	4518	4721	5127	5532	5939	6344	6749	7561

ORDERING NOTES: Faeron chairs can be specified with Urethane Arm Caps (UC), Solid Surface Arm Caps (SC) or Solid Surface Arm (SA), replace "NC" in the model number with the **Arm Style** selection below and add the upcharge listed on **Page 24**. See **page 98** for color selection.

PRODUCT CODE KEY

Line	Series	Chair Type	Back Type	Size	Arm Type	Arm Style
FAE Faeron	2 Chair	UC Pre-configured Multiple Unit	G Guest P Patient	21X2 24X2 21X3 24X3	O Open Arm S Semi Closed Arm C Closed Arm	NC No Cap UC Urethane Cap SC Solid Surface Cap SA Solid Surface Arm

FAERON WOOD | MULTIPLE SEATING - START, CENTER & END UNITS

DIMENSIONS & COM REQUIREMENTS

FAERON MULTIPLE START UNITS

	Overall Width	Overall Depth	Overall Height	Seat Height	Height of Arms from Floor	Width Between Arms	Seat Depth	Shipping Weight	Cube	COM Seat & Back Yardage	COM Fabric Seat Yardage	COM Fabric Back Yardage	COM Fabric Closed Arm Panel (Pair) Yardage
SG21	25	26.3	34.5	19	25	21	19.5	44	14	1.6	0.9	1.4	0.8
SP21	25	26.3	45	19	25	21	19.5	49	17	2.0	0.9	2.0	0.8
SG24	28	26.3	34.5	19	25	24	19.5	48	19	1.6	0.9	1.4	0.8
SP24	28	26.3	45	19	25	24	19.5	53	22	2.0	0.9	2.0	0.8
SG30	34	26.3	34.5	19	25	30	19.5	54	20	2.3	0.9	1.4	0.8
SP30	34	26.3	45	19	25	30	19.5	64	28	3.0	0.9	2.0	0.8
SG44	48	26.3	34.5	19	25	44	19.5	71	28	2.9	0.9	1.6	0.8

FAERON MULTIPLE CENTER UNITS

	Overall Width	Overall Depth	Overall Height	Seat Height	Height of Arms from Floor	Width Between Arms	Seat Depth	Shipping Weight	Cube	COM Seat & Back Yardage	COM Fabric Seat Yardage	COM Fabric Back Yardage	COM Fabric Closed Arm Panel Yardage
CG21	23	26.3	34.5	19	25	21	19.5	39	14	1.6	0.9	1.4	0.4
CP21	23	26.3	45	19	25	21	19.5	44	17	2.0	0.9	2.0	0.4
CG24	26	26.3	34.5	19	25	24	19.5	43	19	1.6	0.9	1.4	0.4
CP24	26	26.3	45	19	25	24	19.5	48	22	2.0	0.9	2.0	0.4
CG30	32	26.3	34.5	19	25	30	19.5	49	20	2.3	0.9	1.4	0.4
CP30	32	26.3	45	19	25	30	19.5	59	28	3.0	0.9	2.0	0.4
CG44	46	26.3	34.5	19	25	44	19.5	66	28	2.9	0.9	1.6	0.4

FAERON MULTIPLE END UNITS

	Overall Width	Overall Depth	Overall Height	Seat Height	Height of Arms from Floor	Width Between Arms	Seat Depth	Shipping Weight	Cube	COM Seat & Back Yardage	COM Fabric Seat Yardage	COM Fabric Back Yardage	COM Fabric Closed Arm Panel Yardage
EG21	23	26.3	34.5	19	25	21	19.5	39	14	1.6	0.9	1.4	0.4
EP21	23	26.3	45	19	25	21	19.5	44	17	2.0	0.9	2.0	0.4
EG24	26	26.3	34.5	19	25	24	19.5	43	19	1.6	0.9	1.4	0.4
EP24	26	26.3	45	19	25	24	19.5	48	22	2.0	0.9	2.0	0.4
EG30	32	26.3	34.5	19	25	30	19.5	49	20	2.3	0.9	1.4	0.4
EP30	32	26.3	45	19	25	30	19.5	59	28	3.0	0.9	2.0	0.4
EG44	46	26.3	34.5	19	25	44	19.5	66	28	2.9	0.9	1.6	0.4

ORDERING NOTES:

A drawing showing the configuration of the multiple seating and tables is required with each purchase order.

WEIGHT CAPACITIES

Faeron weight capacities are as follows:

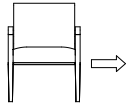
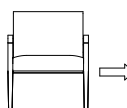
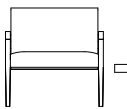
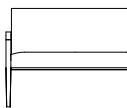
Guest & Patient Chairs (21" & 24") - 500 lbs

Faeron Option Upcharges	\$ List		\$ List
CAL 133 & Moisture Barrier (per yard)	64		
Combination Upholstery - dual fabrics (per chair)	33	Solid Surface Arm Cap (pair) - Gr A White	364
Combination Upholstery - Three fabrics (per chair)	64	Solid Surface Arm Cap (pair) - Gr A Color	376
Ganging Bracket	58	Solid Surface Arm Cap (pair) - Gr B	396
Kinetic Back (not available for Plus) (per chair)	120	Solid Surface Arm Cap (pair) - Gr C	410
21" & 24" Under-seat Splashguard (per seat)	58		
30" Under-seat Splashguard (per seat)	72	Solid Surface Arm (pair) - Gr A White	573
Removeable Seat Cover (per seat)	90	Solid Surface Arm (pair) - Gr A Color	598
Removeable Back Cover (per back)	58	Solid Surface Arm (pair) - Gr C	678
Urethane Arm Cap (each)	69	Solid Surface Arm (pair) - Gr B	645
Solid Surface Arm Cap (each) - Gr A White	182	See page 631 for color selection.	
Solid Surface Arm Cap (each) - Gr A Color	187		
Solid Surface Arm Cap (each) - Gr B	198		
Solid Surface Arm Cap (each) - Gr C	205		
Solid Surface Arm (each) - Gr A White	287		
Solid Surface Arm (each) - Gr A Color	299		
Solid Surface Arm (each) - Gr B	321		
Solid Surface Arm (each) - Gr C	339		

Patient backs are available on multiple units, please change the model number FAE2-PCG to FAE2-PCP, and add the following upcharges per back:

	Grade 1	Grade 2	Grade 3	Grade 4	Grade 5	Grade 6	Grade 7	Grade 8	Grade 9
21" Chairs	63	74	90	114	138	164	189	215	265
24" Chairs	68	81	94	119	144	170	195	220	271
30" Chairs	82	95	110	135	159	185	210	235	286

FAERON WOOD | MULTIPLE SEATING - START, CENTER & END UNITS

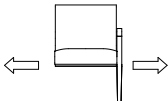
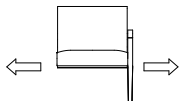
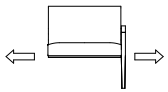
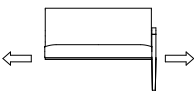
DESCRIPTION/MODEL		Species	COM	2	COL	FABRIC GRADES			7	LEATHER	
			1		3	4	5	6		8	9
<div>Start</div> <div></div>	21" Open Arm Start Unit, Guest Back FAE2-SG21ONC	Beech Palette	1257	1309	1358	1460	1560	1663	1765	1865	2066
	21" Semi Closed Arm Start Unit, Guest Back FAE2-SG21SNC	Beech Palette	1712	1788	1862	2016	2167	2319	2472	2623	2928
	21" Closed Arm Start Unit, Guest Back FAE2-SG21CNC	Beech Palette	1724	1801	1878	2030	2182	2332	2486	2637	2942
<div></div> <div></div>	24" Open Arm Start Unit, Guest Back FAE2-SG24ONC	Beech Palette	1348	1399	1451	1552	1653	1753	1856	1956	2160
	24" Semi Closed Arm Start Unit, Guest Back FAE2-SG24SNC	Beech Palette	1802	1879	1954	2107	2257	2410	2563	2715	3017
	24" Closed Arm Start Unit, Guest Back FAE2-SG24CNC	Beech Palette	1816	1892	1967	2119	2272	2422	2577	2727	3032
<div></div> <div></div>	30" Open Arm Start Unit, Guest Back FAE2-SG30ONC	Beech Palette	1538	1611	1685	1831	1976	2121	2266	2412	2705
	30" Semi Closed Arm Start Unit, Guest Back FAE2-SG30SNC	Beech Palette	1991	2089	2189	2385	2581	2778	2972	3169	3563
	30" Closed Arm Start Unit, Guest Back FAE2-SG30CNC	Beech Palette	2006	2105	2201	2398	2594	2791	2987	3185	3578
<div></div> <div></div>	44" Open Arm Start Unit, Guest Back FAE2-SG44ONC	Beech Palette	1890	1981	2073	2256	2441	2625	2807	2992	3358
	44" Semi Closed Arm Start Unit, Guest Back FAE2-SG44SNC	Beech Palette	2343	2461	2579	2812	3047	3280	3515	3748	4219
	44" Closed Arm Start Unit, Guest Back FAE2-SG44CNC	Beech Palette	2357	2474	2591	2827	3059	3294	3530	3763	4234

ORDERING NOTES: Faeron chairs can be specified with Urethane Arm Caps (UC), Solid Surface Arm Caps (SC) or Solid Surface Arm (SA), replace "NC" in the model number with the **Arm Style** selection below and add the upcharge listed on [Page 27](#). See [page 98](#) for color selection.

PRODUCT CODE KEY

Line	Series	Chair Type	Back Type	Size	Arm Type	Arm Style
FAE	2	S	G	21	O	NC
Faeron	Chair	Start Unit Multiple Seating	Guest		Open Arm	No Cap
		C	P	24	S	UC
		Center Unit Multiple Seating	Patient		Semi Closed Arm	Urethane Cap
		E		30	C	SC
		End Unit Multiple Seating			Closed Arm	Solid Surface Cap
						SA
						Solid Surface Arm

FAERON WOOD | MULTIPLE SEATING - START, CENTER & END UNITS

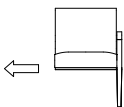
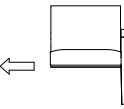
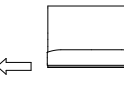
DESCRIPTION/MODEL		Species	COM 1	2	COL 3	4	FABRIC GRADES 5		6	7	LEATHER 8	9
	21" Open Arm Center Unit, Guest Back FAE2-CG21ONC	Beech Palette	1155	1206	1257	1359	1460	1562	1663	1765	1967	
	21" Semi Closed Arm Center Unit, Guest Back FAE2-CG21SNC	Beech Palette	1414	1478	1539	1667	1794	1920	2045	2172	2427	
	21" Closed Arm Center Unit, Guest Back FAE2-CG21CNC	Beech Palette	1428	1491	1555	1680	1808	1934	2060	2188	2440	
	24" Open Arm Center Unit, Guest Back FAE2-CG24ONC	Beech Palette	1247	1297	1348	1451	1552	1653	1753	1856	2059	
	24" Semi Closed Arm Center Unit, Guest Back FAE2-CG24SNC	Beech Palette	1505	1567	1632	1757	1884	2011	2138	2265	2517	
	24" Closed Arm Center Unit, Guest Back FAE2-CG24CNC	Beech Palette	1518	1582	1644	1772	1898	2026	2152	2279	2531	
	30" Open Arm Center Unit, Guest Back FAE2-CG30ONC	Beech Palette	1437	1509	1583	1729	1872	2019	2166	2312	2605	
	30" Semi Closed Arm Center Unit, Guest Back FAE2-CG30SNC	Beech Palette	1692	1779	1865	2035	2209	2378	2549	2719	3062	
	30" Closed Arm Center Unit, Guest Back FAE2-CG30CNC	Beech Palette	1706	1794	1880	2051	2220	2391	2563	2735	3077	
	44" Open Arm Center Unit, Guest Back FAE2-CG44ONC	Beech Palette	1789	1881	1972	2157	2340	2524	2709	2891	3260	
	44" Semi Closed Arm Center Unit, Guest Back FAE2-CG44SNC	Beech Palette	2045	2148	2254	2463	2672	2881	3091	3299	3717	
	44" Closed Arm Center Unit, Guest Back FAE2-CG44CNC	Beech Palette	2060	2164	2268	2478	2686	2894	3104	3314	3732	

ORDERING NOTES: Faeron chairs can be specified with Urethane Arm Caps (UC), Solid Surface Arm Caps (SC) or Solid Surface Arm (SA), replace "NC" in the model number with the **Arm Style** selection below and add the upcharge listed on **Page 27**. See **page 98** for color selection.

PRODUCT CODE KEY

Line	Series	Chair Type	Back Type	Size	Arm Type	Arm Style
FAE	2	S	G	21	O	NC
Faeron	Chair	Start Unit Multiple Seating	Guest		Open Arm	No Cap
		C	P	24	S	UC
		Center Unit Multiple Seating	Patient		Semi Closed Arm	Urethane Cap
		E		30	C	SC
		End Unit Multiple Seating			Closed Arm	Solid Surface Cap
						SA
						Solid Surface Arm

FAERON WOOD | MULTIPLE SEATING - START, CENTER & END UNITS

DESCRIPTION/MODEL		Species	COM 1	2	COL 3	4	FABRIC GRADES			LEATHER 8	9
End	21" Open Arm End Unit, Guest Back FAE2-EG21ONC	Beech Palette	1155	1206	1257	1359	1460	1562	1663	1765	1967
	21" Semi Closed Arm End Unit, Guest Back FAE2-EG21SNC	Beech Palette	1414	1478	1539	1667	1794	1920	2045	2172	2427
	21" Closed Arm End Unit, Guest Back FAE2-EG21CNC	Beech Palette	1428	1491	1555	1680	1808	1934	2060	2188	2440
	24" Open Arm End Unit, Guest Back FAE2-EG24ONC	Beech Palette	1247	1297	1348	1451	1552	1653	1753	1856	2059
	24" Semi Closed Arm End Unit, Guest Back FAE2-EG24SNC	Beech Palette	1505	1567	1632	1757	1884	2011	2138	2265	2517
	24" Closed Arm End Unit, Guest Back FAE2-EG24CNC	Beech Palette	1518	1582	1644	1772	1898	2026	2152	2279	2531
	30" Open Arm End Unit, Guest Back FAE2-EG30ONC	Beech Palette	1437	1509	1583	1729	1872	2019	2166	2312	2605
	30" Semi Closed Arm End Unit, Guest Back FAE2-EG30SNC	Beech Palette	1692	1779	1865	2035	2209	2378	2549	2719	3062
	30" Closed Arm End Unit, Guest Back FAE2-EG30CNC	Beech Palette	1706	1794	1880	2051	2220	2391	2563	2735	3077
	44" Open Arm End Unit, Guest Back FAE2-EG44ONC	Beech Palette	1789	1881	1972	2157	2340	2524	2709	2891	3260
	44" Semi Closed Arm End Unit, Guest Back FAE2-EG44SNC	Beech Palette	2045	2148	2254	2463	2672	2881	3091	3299	3717
	44" Closed Arm End Unit, Guest Back FAE2-EG44CNC	Beech Palette	2060	2164	2268	2478	2686	2894	3104	3314	3732

ORDERING NOTES: Faeron chairs can be specified with Urethane Arm Caps (UC), Solid Surface Arm Caps (SC) or Solid Surface Arm (SA), replace "NC" in the model number with the **Arm Style** selection below and add the upcharge listed on **Page 27**. See **page 98** for color selection.

PRODUCT CODE KEY

Line	Series	Chair Type	Back Type	Size	Arm Type	Arm Style
FAE Faeron	2 Chair	S Start Unit Multiple Seating	G Guest	21	O Open Arm	NC No Cap
		C Center Unit Multiple Seating	P Patient	24	S Semi Closed Arm	UC Urethane Cap
		E End Unit Multiple Seating		30	C Closed Arm	SC Solid Surface Cap
						SA Solid Surface Arm

FAERON WOOD | MULTIPLE SEATING - FREESPAN UNITS

DIMENSIONS & COM REQUIREMENTS

UNIT WITH NO CENTER ARM

	Overall Width	Overall Depth	Overall Height	Seat Height	Height of Arms from Floor	Width Between Arms	Seat Depth	Shipping Weight	Cube	COM Seat & Back Yardage	COM Fabric Seat Yardage	COM Fabric Back Yardage	COM Fabric Closed Arm Panel Yardage
PCFG21X2A	46.5	26.3	34.5	19	25.0	43.0	19.5	74	28	3.0	1.5	2.1	0.8
PCFP21X2A	46.5	26.3	45.0	19	25.0	43.0	19.5	84	37	3.8	1.5	3.0	0.8
PCFG21X3A	68.0	26.3	34.5	19	25.0	64.8	19.5	105	40	4.6	2.4	3.5	0.8
PCFP21X3A	68.0	26.3	45.0	19	25.0	64.8	19.5	120	54	5.8	2.4	5.0	0.8
PCFG24X2A	52.5	26.3	34.5	19	25.0	49.0	19.5	81	30	3.0	1.5	2.1	0.8
PCFP24X2A	52.5	26.3	45.0	19	25.0	49.0	19.5	91	42	3.8	1.5	3.0	0.8
PCFG24X3A	77.0	26.3	34.5	19	25.0	73.8	19.5	117	45	4.6	2.4	3.5	0.8
PCFP24X3A	77.0	26.3	45.0	19	25.0	73.8	19.5	132	61	5.8	2.4	5.0	0.8

UNIT WITH CENTER ARM

	Overall Width	Overall Depth	Overall Height	Seat Height	Height of Arms from Floor	Width Between Arms	Seat Depth	Shipping Weight	Cube	COM Seat & Back Yardage	COM Fabric Seat Yardage	COM Fabric Back Yardage
PCFG21X2B	48.3	26.3	34.5	19	25.0	21.5	19.5	77	28	3.0	1.5	2.1
PCFP21X2B	48.3	26.3	45.0	19	25.0	21.5	19.5	87	38	3.8	1.5	3.0
PCFG21X3B	71.5	26.3	34.5	19	25.0	21.5	19.5	111	40	4.6	2.4	3.5
PCFP21X3B	71.5	26.3	45.0	19	25.0	21.5	19.5	126	56	5.8	2.4	5.0
PCFG24X2B	54.3	26.3	34.5	19	25.0	24.5	19.5	84	30	3.0	1.5	2.1
PCFP24X2B	54.3	26.3	45.0	19	25.0	24.5	19.5	94	43	3.8	1.5	3.0
PCFG24X3B	80.5	26.3	34.5	19	25.0	24.5	19.5	123	45	4.6	2.4	3.5
PCFP24X3B	80.5	26.3	45.0	19	25.0	24.5	19.5	138	63	5.8	2.4	5.0

UNIT WITH CENTER ARM (CONTINUED), GUEST AND PATIENT BACKS

Unit With Center Arm (Continued)	COM Fabric Closed Arm Panels (2 Arms)	COM Fabric Closed Arm Panels (3 Arms)	COM Fabric Closed Arm Panels (4 Arms)
PCF21X2B	0.8	1.2	1.6
PCF21X3B	0.8	1.2	1.6
PCF24X2B	0.8	1.2	1.6
PCF24X3B	0.8	1.2	1.6

Note: Some vinyls, leathers & upholsteries are not suitable for application on Faeron seating.

The approval process is as follows:

1. A sample of the COM must be provided to Krug Customer Service prior to or at the time of order.
2. The sample will be reviewed and the customer advised if the fabric is unsuitable.
3. The COM fabric or leather will be inspected when received at the factory, to identify any further concerns with its suitability.

ORDERING NOTES:

A drawing showing the configuration of the multiple seating and tables is required with each purchase order.

WEIGHT CAPACITIES

Faeron weight capacities are as follows:

2-Seat Freespan - 525 lbs per unit

3-Seat Freespan - 750 lbs per unit

Faeron Option Upcharges	\$ List	\$ List
CAL 133 & Moisture Barrier (per yard)	64	
Combination Upholstery - dual fabrics (per chair)	33	Solid Surface Arm Cap (pair) - Gr A White 364
Combination Upholstery - Three fabrics (per chair)	64	Solid Surface Arm Cap (pair) - Gr A Color 376
Ganging Bracket	58	Solid Surface Arm Cap (pair) - Gr B 396
Kinetic Back (not available for Plus)	120	Solid Surface Arm Cap (pair) - Gr C 410
21" & 24" Under-seat Splashguard	58	
Removeable Seat Cover (per seat)	90	Solid Surface Arm (pair) - Gr A White 573
Removeable Back Cover (per back)	58	Solid Surface Arm (pair) - Gr A Color 598
Urethane Arm Cap (each)	69	Solid Surface Arm (pair) - Gr C 678
		Solid Surface Arm (pair) - Gr B 645

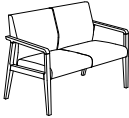
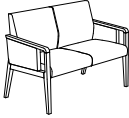
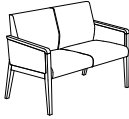
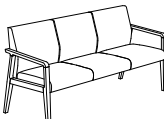
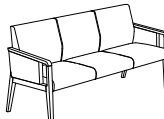
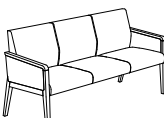
Additional features and options information see page 31.

See page 631 for color selection.

Patient backs are available on multiple units, please change the model number FAE2-PCG to FAE2-PCP, and add the following upcharges per back:

	Grade 1	Grade 2	Grade 3	Grade 4	Grade 5	Grade 6	Grade 7	Grade 8	Grade 9
21" Chairs	63	74	90	114	138	164	189	215	265
24" Chairs	68	81	94	119	144	170	195	220	271

FAERON WOOD | MULTIPLE SEATING - FREESPAN UNITS WITHOUT CENTER ARMS

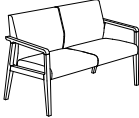
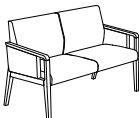

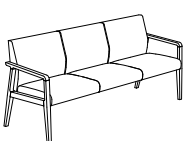
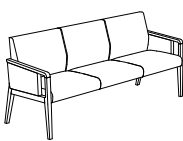
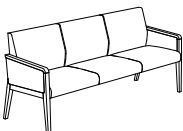
DESCRIPTION/MODEL	Species	COM		COL		FABRIC GRADES			LEATHER	
		1	2	3	4	5	6	7	8	9
	21" Pre-Configured Freespan Unit - Open Arm 2 Seat, Guest Back									
	FAE2-PCFG21X2AONC	Beech Palette	2037	2139	2240	2443	2643	2849	3053	3255
	21" Pre-Configured Freespan Unit - Semi Closed Arm 2 Seat, Guest Back									
	FAE2-PCFG21X2ASNC	Beech Palette	2491	2616	2744	2998	3251	3507	3760	4013
	21" Pre-Configured Freespan Unit - Closed Arm 2 Seat, Guest Back									
	FAE2-PCFG21X2ACNC	Beech Palette	2505	2632	2760	3012	3266	3519	3772	4027
	21" Pre-Configured Freespan Unit - Open Arm 3 Seat, Guest Back									
	FAE2-PCFG21X3AONC	Beech Palette	2772	2924	3076	3381	3685	3988	4292	4596
	21" Pre-Configured Freespan Unit - Semi Closed Arm 3 Seat, Guest Back									
	FAE2-PCFG21X3ASNC	Beech Palette	3224	3404	3580	3935	4290	4645	5000	5355
	21" Pre-Configured Freespan Unit - Closed Arm 3 Seat, Guest Back									
	FAE2-PCFG21X3ACNC	Beech Palette	3239	3417	3594	3950	4305	4659	5012	5368

ORDERING NOTES: Faeron chairs can be specified with Urethane Arm Caps (UC), Solid Surface Arm Caps (SC) or Solid Surface Arm (SA), replace "NC" in the model number with the **Arm Style** selection below and add the upcharge listed on **Page 31**. See **page 98** for color selection.

PRODUCT CODE KEY

Line	Series	Chair Type	Back Type	Size	Unit Style	Arm Type	Arm Style
FAE	2	PCF	G	21X2	A	O	NC
Faeron	Chair	Pre-Configured Freespan Multiple Unit	Guest Back		Unit with no Center Arm	Open Arm	No Cap
			P	21X3	B	S	UC
			Patient Back		Unit with Center Arm	Semi Closed Arm	Urethane Cap
				24X2		C	SC
						Closed Arm	Solid Surface Cap
				24X3			SA
							Solid Surface Arm

FAERON WOOD | MULTIPLE SEATING - FREESPAN UNITS WITHOUT CENTER ARMS

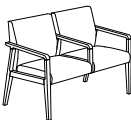
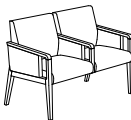
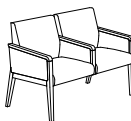
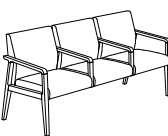
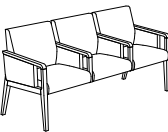
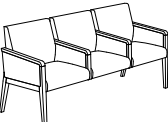
DESCRIPTION/MODEL	Species	COM		COL	FABRIC GRADES				LEATHER	
		1	2		4	5	6	7	8	9
	24" Pre-Configured Freespan Unit - Open Arm 2 Seat, Guest Back									
	FAE2-PCFG24X2AONC Beech Palette	2212	2313	2413	2616	2820	3024	3224	3429	3834
	24" Pre-Configured Freespan Unit - Semi Closed Arm 2 Seat, Guest Back									
	FAE2-PCFG24X2ASNC Beech Palette	2664	2791	2919	3172	3427	3680	3933	4186	4693
	24" Pre-Configured Freespan Unit - Closed Arm 2 Seat, Guest Back									
	FAE2-PCFG24X2ACNC Beech Palette	2680	2805	2933	3186	3439	3692	3948	4200	4708
	24" Pre-Configured Freespan Unit - Open Arm 3 Seat, Guest Back									
	FAE2-PCFG24X3AONC Beech Palette	3017	3172	3323	3628	3932	4236	4540	4844	5453
	24" Pre-Configured Freespan Unit - Semi Closed Arm 3 Seat, Guest Back									
	FAE2-PCFG24X3ASNC Beech Palette	3472	3651	3828	4183	4537	4891	5247	5603	6312
	24" Pre-Configured Freespan Unit - Closed Arm 3 Seat, Guest Back									
	FAE2-PCFG24X3ACNC Beech Palette	3487	3664	3843	4196	4553	4905	5261	5615	6325

ORDERING NOTES: Faeron chairs can be specified with Urethane Arm Caps (UC), Solid Surface Arm Caps (SC) or Solid Surface Arm (SA), replace "NC" in the model number with the **Arm Style** selection below and add the upcharge listed on [Page 31](#). See [page 98](#) for color selection.

PRODUCT CODE KEY

Line	Series	Chair Type	Back Type	Size	Unit Style	Arm Type	Arm Style
FAE	2	PCF	G	21X2	A	O	NC
Faeron	Chair	Pre-Configured Freespan Multiple Unit	Guest Back		Unit with no Center Arm	Open Arm	No Cap
			P	21X3	B	S	UC
			Patient Back		Unit with Center Arm	Semi Closed Arm	Urethane Cap
				24X2		C	SC
						Closed Arm	Solid Surface Cap
				24X3			SA
							Solid Surface Arm

FAERON WOOD | MULTIPLE SEATING - FREESPAN UNITS WITH CENTER ARMS


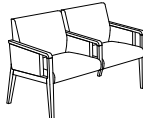
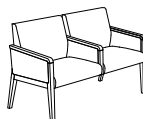
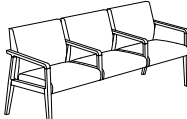
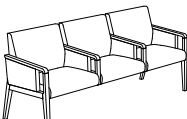
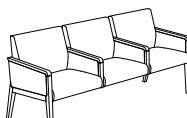
DESCRIPTION/MODEL	Species	COM		COL	FABRIC GRADES					LEATHER	
		1	2	3	4	5	6	7	8	9	
	21" Pre-Configured Freespan Unit - Open Arm 2 Seat, Guest Back FAE2-PCFG21X2BONC	Beech Palette	2628	2727	2829	3032	3236	3437	3641	3844	4248
	21" Pre-Configured Freespan Unit - Semi Closed Arm 2 Seat, Guest Back FAE2-PCFG21X2BSNC	Beech Palette	3339	3477	3617	3894	4173	4454	4732	5009	5568
	21" Pre-Configured Freespan Unit - Closed Arm 2 Seat, Guest Back FAE2-PCFG21X2BCNC	Beech Palette	3366	3505	3643	3921	4203	4481	4758	5036	5595
	21" Pre-Configured Freespan Unit - Open Arm 3 Seat, Guest Back FAE2-PCFG21X3BONC	Beech Palette	3724	3877	4029	4335	4638	4943	5245	5552	6159
	21" Pre-Configured Freespan Unit - Semi Closed Arm 3 Seat, Guest Back FAE2-PCFG21X3BSNC	Beech Palette	4692	4895	5097	5503	5911	6315	6718	7125	7938
	21" Pre-Configured Freespan Unit - Closed Arm 3 Seat, Guest Back FAE2-PCFG21X3BCNC	Beech Palette	4734	4937	5139	5545	5949	6357	6762	7166	7978

ORDERING NOTES: Faeron chairs can be specified with Urethane Arm Caps (UC), Solid Surface Arm Caps (SC) or Solid Surface Arm (SA), replace "NC" in the model number with the **Arm Style** selection below and add the upcharge listed on [Page 31](#). See [page 98](#) for color selection.

PRODUCT CODE KEY

Line	Series	Chair Type	Back Type	Size	Unit Style	Arm Type	Arm Style
FAE	2	PCF	G	21X2	A	O	NC
Faeron	Chair	Pre-Configured Freespan Multiple Unit	Guest Back		Unit with no Center Arm	Open Arm	No Cap
			P	21X3	B	S	UC
			Patient Back		Unit with Center Arm	Semi Closed Arm	Urethane Cap
				24X2		C	SC
						Closed Arm	Solid Surface Cap
				24X3			SA
							Solid Surface Arm

FAERON WOOD | MULTIPLE SEATING - FREESPAN UNITS WITH CENTER ARMS

DESCRIPTION/MODEL	Species	COM		COL	FABRIC GRADES				LEATHER	
		1	2	3	4	5	6	7	8	9
 24" Pre-Configured Freespan Unit - Open Arm 2 Seat, Guest Back FAE2-PCFG24X2BONC	Beech Palette	2802	2903	3004	3207	3409	3610	3815	4016	4423
 24" Pre-Configured Freespan Unit - Semi Closed Arm 2 Seat, Guest Back FAE2-PCFG24X2BSNC	Beech Palette	3512	3651	3789	4068	4348	4626	4904	5185	5741
 24" Pre-Configured Freespan Unit - Closed Arm 2 Seat, Guest Back FAE2-PCFG24X2BCNC	Beech Palette	3538	3679	3817	4097	4375	4654	4931	5213	5768
 24" Pre-Configured Freespan Unit - Open Arm 3 Seat, Guest Back FAE2-PCFG24X3BONC	Beech Palette	3974	4125	4278	4581	4886	5190	5495	5797	6408
 24" Pre-Configured Freespan Unit - Semi Closed Arm 3 Seat, Guest Back FAE2-PCFG24X3BSNC	Beech Palette	4942	5142	5345	5751	6157	6563	6968	7373	8185
 24" Pre-Configured Freespan Unit - Closed Arm 3 Seat, Guest Back FAE2-PCFG24X3BCNC	Beech Palette	4981	5185	5388	5792	6198	6604	7009	7415	8227

ORDERING NOTES: Faeron chairs can be specified with Urethane Arm Caps (UC), Solid Surface Arm Caps (SC) or Solid Surface Arm (SA), replace “NC” in the model number with the **Arm Style** selection below and add the upcharge listed on [Page 31](#). See [page 98](#) for color selection.

PRODUCT CODE KEY							
Line	Series	Chair Type	Back Type	Size	Unit Style	Arm Type	Arm Style
FAE Faeron	2 Chair	PCF Pre-Configured Freespan Multiple Unit	G Guest Back	21X2	A Unit with no Center Arm	O Open Arm	NC No Cap
			P Patient Back	21X3	B Unit with Center Arm	S Semi Closed Arm	UC Urethane Cap
				24X2		C Closed Arm	SC Solid Surface Cap
				24X3			SA Solid Surface Arm

FAERON METAL | MULTIPLE SEATING - PRECONFIGURED UNITS

DIMENSIONS & COM REQUIREMENTS

	Overall Width	Overall Depth	Overall Height	Seat Height	Height of Arms from Floor	Width Between Arms	Seat Depth	Shipping Weight	Cube	COM Seat & Back Yardage	COM Fabric Seat Yardage	COM Fabric Back Yardage	COM Fabric Closed Arm Panel Yardage
PCG21X2	48.3	26.3	34.5	19.0	25.0	21	19.5	95	28	3.0	1.5	2.1	1.44
PCP21X2	48.3	26.3	45.0	19.0	25.0	21	19.5	105	38	3.8	1.5	3.0	1.44
PCG21X3	71.5	26.3	34.5	19.0	25.0	21	19.5	134	41	4.6	2.4	3.5	1.92
PCP21X3	71.5	26.3	45.0	19.0	25.0	21	19.5	149	56	5.8	2.4	5.0	1.92
PCG24X2	54.3	26.3	34.5	19.0	25.0	24	19.5	102	31	3.0	1.5	2.1	1.44
PCP24X2	54.3	26.3	45.0	19.0	25.0	24	19.5	112	43	3.8	1.5	3.0	1.44
PCG24X3	80.5	26.3	34.5	19.0	25.0	24	19.5	146	46	4.6	2.4	3.5	1.92
PCP24X3	80.5	26.3	45.0	19.0	25.0	24	19.5	161	63	5.8	2.4	5.0	1.92

Note: Some vinyls, leathers & upholsteries are not suitable for application on Faeron Metal seating. Please refer to [page 95](#) for C.O.M approval process.

A drawing showing the configuration of the multiple seating and tables is required with each purchase order.

Faeron Option Upcharges

	\$ List		\$ List
CAL 133 & Moisture Barrier (per yard)	64	Solid Surface Arm (each) - Gr A White	287
Ganging Bracket	58	Solid Surface Arm (each) - Gr A Color	299
Kinetic Back (not available for Plus)	120	Solid Surface Arm (each) - Gr B	321
21" & 24" Under-seat Splashguard	58	Solid Surface Arm (each) - Gr C	339
Removeable Seat Cover (per seat)	90		
Removable Back Cover (per back)	58	Solid Surface Arm (pair) - Gr A White	573
Combination Upholstery - dual fabrics (per chair)	33	Solid Surface Arm (pair) - Gr A Color	598
Combination Upholstery - Three fabrics (per chair)	64	Solid Surface Arm (pair) - Gr B	645
Beech/Palette Wood Arm (each)	108	Solid Surface Arm (pair) - Gr C	678
Beech/Palette Wood Arm (per pair)	215		
Non-Marring Glide	16	See page 631 for color selection.	

Additional features and options information see page 37.

Patient backs are available on multiple units, please change the model number FAE2-PCG to FAE2-PCP, and add the following upcharges per back:

	Grade 1	Grade 2	Grade 3	Grade 4	Grade 5	Grade 6	Grade 7	Grade 8	Grade 9
21" Chairs	63	74	90	114	138	164	189	215	265
24" Chairs	68	81	94	119	144	170	195	220	271

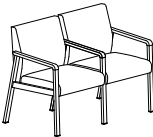
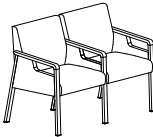
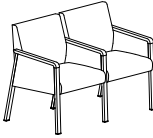

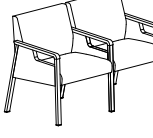
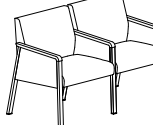
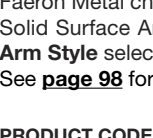


WEIGHT CAPACITIES

Faeron Metal weight capacities are as follows:
Guest & Patient Chairs (21" & 24") - 500 lbs

FEATURES:

For a complete list of features see [page 9](#).

FAERON METAL | MULTIPLE SEATING - PRECONFIGURED UNITS

DESCRIPTION/MODEL	COM		COL	FABRIC GRADES				LEATHER	
	1	2	3	4	5	6	7	8	9
	2 Seat - 21" Open Polymer Arm Pre-configured Unit, Guest Backs, Silver Metallic Frame								
	FAE2M-PCG21X2OPAS	1989	2087	2185	2377	2569	2763	2956	3147
	2 Seat - 21" Open Polymer Arm Pre-configured Unit, Guest Backs, Brushed Nickel Frame								
	FAE2M-PCG21X2OPAN	2313	2410	2507	2699	2893	3087	3279	3472
	2 Seat - 21" Semi Closed Polymer Arm Pre-configured Unit, Guest Backs, Silver Metallic Frame								
	FAE2M-PCG21X2SPAS	2668	2800	2933	3197	3463	3730	3995	4260
	2 Seat - 21" Semi Closed Polymer Arm Pre-configured Unit, Guest Backs, Brushed Nickel Frame								
	FAE2M-PCG21X2SPAN	2989	3121	3255	3520	3787	4053	4317	4583
	2 Seat - 21" Closed Polymer Arm Pre-configured Unit, Guest Backs, Silver Metallic Frame								
	FAE2M-PCG21X2CPAS	2694	2827	2958	3223	3490	3756	4021	4287
	2 Seat - 21" Closed Polymer Arm Pre-configured Unit, Guest Backs, Brushed Nickel Frame								
	FAE2M-PCG21X2CPAN	3015	3147	3281	3546	3814	4080	4343	4609
	2 Seat - 24" Open Polymer Arm Pre-configured Unit, Guest Backs, Silver Metallic Frame								
	FAE2M-PCG24X2OPAS	2178	2274	2371	2565	2759	2951	3143	3337
	2 Seat - 24" Open Polymer Arm Pre-configured Unit, Guest Backs, Brushed Nickel Frame								
	FAE2M-PCG24X2OPAN	2503	2596	2695	2888	3081	3273	3468	3661
	2 Seat - 24" Semi Closed Polymer Arm Pre-configured Unit, Guest Backs, Silver Metallic Frame								
	FAE2M-PCG24X2SPAS	2854	2987	3119	3385	3652	3917	4183	4447
	2 Seat - 24" Semi Closed Polymer Arm Pre-configured Unit, Guest Backs, Brushed Nickel Frame								
	FAE2M-PCG24X2SPAN	3179	3311	3444	3709	3975	4239	4505	4771
	2 Seat - 24" Closed Polymer Arm Pre-configured Unit, Guest Backs, Silver Metallic Frame								
	FAE2M-PCG24X2CPAS	2881	3013	3145	3411	3679	3943	4208	4474
	2 Seat - 24" Closed Polymer Arm Pre-configured Unit, Guest Backs, Brushed Nickel Frame								
	FAE2M-PCG24X2CPAN	3205	3337	3470	3735	4001	4266	4531	4797

ORDERING NOTES:

Faeron Metal chairs can also be specified with a Wood Arm (WA) or a Solid Surface Arm (SA), replace "PA" in the model number with the **Arm Style** selection below and add the upcharge listed. See **page 98** for color selection.

Arm Style Option Upcharges

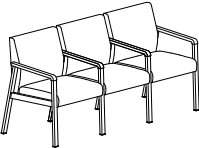
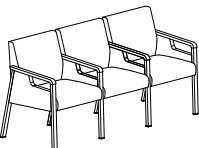

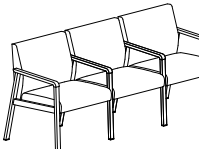
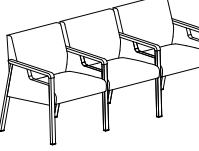
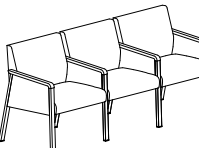
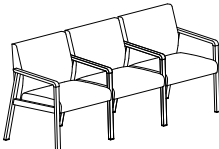
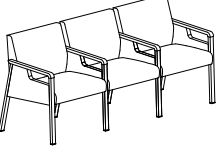
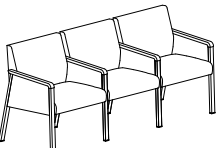
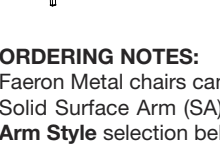
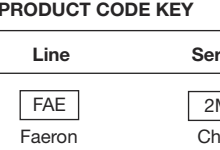

\$ List

Solid Surface Arm (pair) - Gr A White	573
Solid Surface Arm (pair) - Gr A Color	598
Solid Surface Arm (pair) - Gr B	645
Solid Surface Arm (pair) - Gr C	678
Beech/Palette Wood Arm (per pair)	215

PRODUCT CODE KEY

Line	Series	Chair Type	Back Type	Size	Arm Type	Arm Style	Metal Finish
FAE	2M	PC	G	21X2	O	PA	S
Faeron	Chair	Pre-configured Multiple Unit	Guest		Open Arm	Polymer Arm	Silver Metallic
			P	24X2	S	WA	N
			Patient		Semi Closed Arm	Wood Arm	Brushed Nickel
				21X3	C	SA	
					Closed Arm	Solid Surface Arm	
				24X3			

FAERON METAL | MULTIPLE SEATING - PRECONFIGURED UNITS

DESCRIPTION/MODEL	COM 1	2	COL 3	4	FABRIC GRADES 5	6	7	LEATHER 8	9
	3 Seat - 21" Open Polymer Arm Pre-configured Unit, Guest Backs, Silver Metallic Frame								
	FAE2M-PCG21X3OPAS	2838	2984	3129	3418	3709	3997	4288	4578
	3 Seat - 21" Open Polymer Arm Pre-configured Unit, Guest Backs, Brushed Nickel Frame								
	FAE2M-PCG21X3OPAN	3268	3414	3559	3848	4139	4427	4718	5008
	3 Seat - 21" Semi Closed Polymer Arm Pre-configured Unit, Guest Backs, Silver Metallic Frame								
	FAE2M-PCG21X3SPAS	3760	3953	4145	4531	4919	5305	5691	6077
	3 Seat - 21" Semi Closed Polymer Arm Pre-configured Unit, Guest Backs, Brushed Nickel Frame								
	FAE2M-PCG21X3SPAN	4190	4382	4576	4962	5348	5736	6121	6507
	3 Seat - 21" Closed Polymer Arm Pre-configured Unit, Guest Backs, Silver Metallic Frame								
	FAE2M-PCG21X3CPAS	3798	3993	4185	4571	4958	5344	5730	6115
	3 Seat - 21" Closed Polymer Arm Pre-configured Unit, Guest Backs, Brushed Nickel Frame								
	FAE2M-PCG21X3CPAN	4230	4422	4615	5002	5389	5773	6161	6545
	3 Seat - 24" Open Polymer Arm Pre-configured Unit, Guest Backs, Silver Metallic Frame								
	FAE2M-PCG24X3OPAS	3058	3155	3297	3587	3876	4167	4457	4746
	3 Seat - 24" Open Polymer Arm Pre-configured Unit, Guest Backs, Brushed Nickel Frame								
	FAE2M-PCG24X3OPAN	3489	3583	3728	4019	4308	4596	4887	5178
	3 Seat - 24" Semi Closed Polymer Arm Pre-configured Unit, Guest Backs, Silver Metallic Frame								
	FAE2M-PCG24X3SPAS	3980	4120	4315	4702	5087	5473	5860	6245
	3 Seat - 24" Semi Closed Polymer Arm Pre-configured Unit, Guest Backs, Brushed Nickel Frame								
	FAE2M-PCG24X3SPAN	4411	4553	4744	5131	5518	5904	6290	6676
	3 Seat - 24" Closed Polymer Arm Pre-configured Unit, Guest Backs, Silver Metallic Frame								
	FAE2M-PCG24X3CPAS	4020	4161	4354	4740	5128	5513	5898	6286
	3 Seat - 24" Closed Polymer Arm Pre-configured Unit, Guest Backs, Brushed Nickel Frame								
	FAE2M-PCG24X3CPAN	4449	4591	4785	5170	5558	5944	6331	6715

ORDERING NOTES:

Faeron Metal chairs can also be specified with a Wood Arm (WA) or a Solid Surface Arm (SA), replace "PA" in the model number with the **Arm Style** selection below and add the upcharge listed.

See [page 98](#) for color selection.

Arm Style Option Upcharges

\$ List

Solid Surface Arm (pair) - Gr A White	573
Solid Surface Arm (pair) - Gr A Color	598
Solid Surface Arm (pair) - Gr B	645
Solid Surface Arm (pair) - Gr C	678
Beech/Palette Wood Arm (per pair)	215

PRODUCT CODE KEY

Line	Series	Chair Type	Back Type	Size	Arm Type	Arm Style	Metal Finish
<input type="text" value="FAE"/>	<input type="text" value="2M"/>	<input type="text" value="PC"/>	<input type="text" value="G"/>	<input type="text" value="21X2"/>	<input type="text" value="O"/>	<input type="text" value="PA"/>	<input type="text" value="S"/>
Faeron	Chair	Pre-configured Multiple Unit	Guest		Open Arm	Polymer Arm	Silver Metallic
			<input type="text" value="P"/>	<input type="text" value="24X2"/>	<input type="text" value="S"/>	<input type="text" value="WA"/>	<input type="text" value="N"/>
			Patient		Semi Closed Arm	Wood Arm	Brushed Nickel
				<input type="text" value="21X3"/>	<input type="text" value="C"/>	<input type="text" value="SA"/>	
					Closed Arm	Solid Surface Arm	
				<input type="text" value="24X3"/>			

FAERON METAL | MULTIPLE SEATING - START, CENTER & END UNITS

DIMENSIONS & COM REQUIREMENTS

FAERON METAL MULTIPLE START UNITS

	Overall Width	Overall Depth	Overall Height	Seat Height	Height of Arms from Floor	Width Between Arms	Seat Depth	Shipping Weight	Cube	COM Seat & Back Yardage	COM Fabric Seat Yardage	COM Fabric Back Yardage	COM Fabric Closed Arm Panel (Pair) Yardage
SG21	25	26.3	34.5	19	25	21	19.5	56	14	1.6	0.9	1.4	0.96
SP21	25	26.3	45	19	25	21	19.5	61	17	2.0	0.9	2.0	0.96
SG24	28	26.3	34.5	19	25	24	19.5	60	19	1.6	0.9	1.4	0.96
SP24	28	26.3	45	19	25	24	19.5	65	22	2.0	0.9	2.0	0.96
SG30	34	26.3	34.5	19	25	30	19.5	66	20	2.3	0.9	1.4	0.96
SP30	34	26.3	45	19	25	30	19.5	76	28	3.0	0.9	2.0	0.96
SG44	48	26.3	34.5	19	25	44	19.5	83	28	2.9	0.9	1.6	0.96

FAERON METAL MULTIPLE CENTER UNITS

	Overall Width	Overall Depth	Overall Height	Seat Height	Height of Arms from Floor	Width Between Arms	Seat Depth	Shipping Weight	Cube	COM Seat & Back Yardage	COM Fabric Seat Yardage	COM Fabric Back Yardage	COM Fabric Closed Arm Panel Yardage
CG21	23	26.3	34.5	19	25	21	19.5	46	14	1.6	0.9	1.4	0.48
CP21	23	26.3	45	19	25	21	19.5	51	17	2.0	0.9	2.0	0.48
CG24	26	26.3	34.5	19	25	24	19.5	50	19	1.6	0.9	1.4	0.48
CP24	26	26.3	45	19	25	24	19.5	55	22	2.0	0.9	2.0	0.48
CG30	32	26.3	34.5	19	25	30	19.5	56	20	2.3	0.9	1.4	0.48
CP30	32	26.3	45	19	25	30	19.5	66	28	3.0	0.9	2.0	0.48
CG44	46	26.3	34.5	19	25	44	19.5	73	28	2.9	0.9	1.6	0.48

FAERON METAL MULTIPLE END UNITS

	Overall Width	Overall Depth	Overall Height	Seat Height	Height of Arms from Floor	Width Between Arms	Seat Depth	Shipping Weight	Cube	COM Seat & Back Yardage	COM Fabric Seat Yardage	COM Fabric Back Yardage	COM Fabric Closed Arm Panel Yardage
EG21	23	26.3	34.5	19	25	21	19.5	46	14	1.6	0.9	1.4	0.48
EP21	23	26.3	45	19	25	21	19.5	51	17	2.0	0.9	2.0	0.48
EG24	26	26.3	34.5	19	25	24	19.5	50	19	1.6	0.9	1.4	0.48
EP24	26	26.3	45	19	25	24	19.5	55	22	2.0	0.9	2.0	0.48
EG30	32	26.3	34.5	19	25	30	19.5	56	20	2.3	0.9	1.4	0.48
EP30	32	26.3	45	19	25	30	19.5	66	28	3.0	0.9	2.0	0.48
EG44	46	26.3	34.5	19	25	44	19.5	73	28	2.9	0.9	1.6	0.48

ORDERING NOTES:

A drawing showing the configuration of the multiple seating and tables is required with each purchase order.

WEIGHT CAPACITIES

Faeron Metal weight capacities are as follows:

Guest & Patient Chairs (21" & 24") - 500 lbs

Faeron Option Upcharges	\$ List		\$ List
CAL 133 & Moisture Barrier (per yard)	64	Beech/Palette Wood Arm (each)	108
Ganging Bracket	58	Beech/Palette Wood Arm (per pair)	215
Kinetic Back (not available for Plus)	120	Solid Surface Arm (each) - Gr A White	287
21" & 24" Under-seat Splashguard	58	Solid Surface Arm (each) - Gr A Color	299
30" Under-seat Splashguard	72	Solid Surface Arm (each) - Gr B	321
44" Under-seat Splashguard	91	Solid Surface Arm (each) - Gr C	339
Removeable Seat Cover (per seat)	90		
Removable Back Cover (per back)	58	Solid Surface Arm (pair) - Gr A White	573
Combination Upholstery - dual fabrics (per chair)	33	Solid Surface Arm (pair) - Gr A Color	598
Combination Upholstery - Three fabrics (per chair)	64	Solid Surface Arm (pair) - Gr B	645
Non-Marring Glide	16	Solid Surface Arm (pair) - Gr C	678

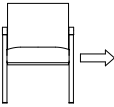
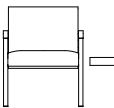
Additional features and options information see page 37.

See page 631 for color selection.

Patient backs are available on multiple units, please change the model number FAE2M-SG to FAE2M-SP and add the following upcharges per back:

	Grade 1	Grade 2	Grade 3	Grade 4	Grade 5	Grade 6	Grade 7	Grade 8	Grade 9
21" Chairs	63	74	90	114	138	164	189	215	265
24" Chairs	68	81	94	119	144	170	195	220	271
30" Chairs	82	95	110	135	159	185	210	235	286

FAERON METAL | MULTIPLE SEATING - START, CENTER & END UNITS

DESCRIPTION/MODEL		COM	FABRIC GRADES							LEATHER
		1	2	3	4	5	6	7	8	9
	21" Open Polymer Arm Start Unit, Guest Back, Silver Metallic Frame FAE2M-SG21OPAS	1126	1173	1222	1318	1415	1512	1610	1705	1898
	21" Open Polymer Arm Start Unit, Guest Back, Brushed Nickel Frame FAE2M-SG21OPAN	1341	1390	1437	1535	1631	1728	1823	1921	2113
	21" Semi Closed Polymer Arm Start Unit, Guest Back, Silver Metallic Frame FAE2M-SG21SPAS	1558	1631	1703	1848	1991	2136	2282	2428	2717
	21" Semi Closed Polymer Arm Start Unit, Guest Back, Brushed Nickel Frame FAE2M-SG21SPAN	1773	1845	1918	2063	2209	2353	2497	2641	2933
	21" Closed Polymer Arm Start Unit, Guest Back, Silver Metallic Frame FAE2M-SG21CPAS	1570	1643	1715	1861	2006	2149	2296	2440	2730
	21" Closed Polymer Arm Start Unit, Guest Back, Brushed Nickel Frame FAE2M-SG21CPAN	1788	1858	1930	2077	2220	2366	2510	2656	2946
	24" Open Polymer Arm Start Unit, Guest Back, Silver Metallic Frame FAE2M-SG24OPAS	1213	1262	1310	1405	1504	1598	1695	1792	1985
	24" Open Polymer Arm Start Unit, Guest Back, Brushed Nickel Frame FAE2M-SG24OPAN	1429	1478	1526	1620	1717	1815	1911	2007	2198
	24" Semi Closed Polymer Arm Start Unit, Guest Back, Silver Metallic Frame FAE2M-SG24SPAS	1644	1716	1790	1935	2080	2222	2369	2513	2804
	24" Semi Closed Polymer Arm Start Unit, Guest Back, Brushed Nickel Frame FAE2M-SG24SPAN	1860	1932	2004	2149	2295	2438	2585	2728	3017
	24" Closed Polymer Arm Start Unit, Guest Back, Silver Metallic Frame FAE2M-SG24CPAS	1659	1730	1802	1947	2091	2237	2383	2527	2817
	24" Closed Polymer Arm Start Unit, Guest Back, Brushed Nickel Frame FAE2M-SG24CPAN	1872	1945	2017	2164	2307	2452	2596	2742	3032

ORDERING NOTES:

Faeron Metal chairs can also be specified with a Wood Arm (WA) or a Solid Surface Arm (SA), replace "PA" in the model number with the **Arm Style** selection below and add the upcharge listed. See [page 98](#) for color selection.

Arm Style Option Upcharges

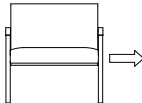
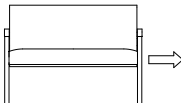
\$ List

Solid Surface Arm (pair) - Gr A White	573
Solid Surface Arm (pair) - Gr A Color	598
Solid Surface Arm (pair) - Gr B	645
Solid Surface Arm (pair) - Gr C	678
Beech/Palette Wood Arm (per pair)	215

PRODUCT CODE KEY

Line	Series	Chair Type	Back Type	Size	Arm Type	Arm Style	Metal Finish
FAE	2M	S	G	21	O	PA	S
Faeron	Chair	Start Unit Multiple Seating	Guest		Open Arm	Polymer Arm	Silver Metallic
		C	P	24	S	WA	N
		Center Unit Multiple Seating	Patient		Semi Closed Arm	Wood Arm	Brushed Nickel
				30	C	SA	
					Closed Arm	Solid Surface Arm	
		E		44			
		End Unit Multiple Seating					

FAERON METAL | MULTIPLE SEATING - START, CENTER & END UNITS

DESCRIPTION/MODEL		COM		COL	FABRIC GRADES			LEATHER		
		1	2	3	4	5	6	7	8	9
	30" Open Polymer Arm Start Unit, Guest Back, Silver Metallic Frame FAE2M-SG30OPAS	1394	1462	1533	1670	1810	1949	2087	2227	2505
	30" Open Polymer Arm Start Unit, Guest Back, Brushed Nickel Frame FAE2M-SG30OPAN	1610	1677	1747	1885	2026	2165	2302	2441	2719
	30" Semi Closed Polymer Arm Start Unit, Guest Back, Silver Metallic Frame FAE2M-SG30SPAS	1825	1920	2012	2198	2386	2574	2761	2948	3322
	30" Semi Closed Polymer Arm Start Unit, Guest Back, Brushed Nickel Frame FAE2M-SG30SPAN	2041	2134	2228	2415	2602	2789	2977	3163	3537
	30" Closed Polymer Arm Start Unit, Guest Back, Silver Metallic Frame FAE2M-SG30CPAS	1839	1932	2026	2213	2399	2587	2773	2962	3336
	30" Closed Polymer Arm Start Unit, Guest Back, Brushed Nickel Frame FAE2M-SG30CPAN	2055	2147	2240	2429	2614	2803	2988	3177	3552
	44" Open Polymer Arm Start Unit, Guest Back, Silver Metallic Frame FAE2M-SG44OPAS	1729	1816	1904	2079	2254	2429	2605	2779	3129
	44" Open Polymer Arm Start Unit, Guest Back, Brushed Nickel Frame FAE2M-SG44OPAN	1944	2031	2118	2294	2470	2642	2818	2994	3343
	44" Semi Closed Polymer Arm Start Unit, Guest Back, Silver Metallic Frame FAE2M-SG44SPAS	2161	2272	2384	2608	2830	3054	3277	3499	3948
	44" Semi Closed Polymer Arm Start Unit, Guest Back, Brushed Nickel Frame FAE2M-SG44SPAN	2376	2487	2597	2822	3045	3268	3491	3714	4162
	44" Closed Polymer Arm Start Unit, Guest Back, Silver Metallic Frame FAE2M-SG44CPAS	2173	2285	2397	2619	2844	3067	3290	3513	3960
	44" Closed Polymer Arm Start Unit, Guest Back, Brushed Nickel Frame FAE2M-SG44CPAN	2388	2502	2612	2835	3058	3281	3505	3728	4176

ORDERING NOTES:

Faeron Metal chairs can also be specified with a Wood Arm (WA) or a Solid Surface Arm (SA), replace "PA" in the model number with the **Arm Style** selection below and add the upcharge listed. See [page 98](#) for color selection.

Arm Style Option Upcharges

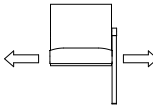
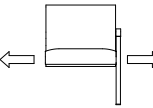
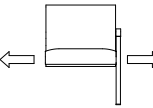
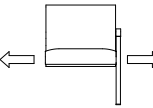
\$ List

Solid Surface Arm (pair) - Gr A White	573
Solid Surface Arm (pair) - Gr A Color	598
Solid Surface Arm (pair) - Gr B	645
Solid Surface Arm (pair) - Gr C	678
Beech/Palette Wood Arm (per pair)	215

PRODUCT CODE KEY

Line	Series	Chair Type	Back Type	Size	Arm Type	Arm Style	Metal Finish
FAE	2M	S	G	21	O	PA	S
Faeron	Chair	Start Unit Multiple Seating	Guest		Open Arm	Polymer Arm	Silver Metallic
		C	P	24	S	WA	N
		Center Unit Multiple Seating	Patient		Semi Closed Arm	Wood Arm	Brushed Nickel
		E		30	C	SA	
		End Unit Multiple Seating			Closed Arm	Solid Surface Arm	
				44			

FAERON METAL | MULTIPLE SEATING - START, CENTER & END UNITS

DESCRIPTION/MODEL		COM	COL		FABRIC GRADES			LEATHER		
		1	2	3	4	5	6	7	8	9
	Center	21" Open Polymer Arm Center Unit, Guest Back, Silver Metallic Frame								
	FAE2M-CG21OPAS	1064	1113	1162	1258	1355	1452	1547	1644	1837
	21" Open Polymer Arm Center Unit, Guest Back, Brushed Nickel Frame									
	FAE2M-CG21OPAN	1171	1221	1269	1367	1462	1559	1656	1752	1945
	21" Semi Closed Polymer Arm Center Unit, Guest Back, Silver Metallic Frame									
	FAE2M-CG21SPAS	1310	1371	1431	1552	1671	1792	1912	2033	2274
	21" Semi Closed Polymer Arm Center Unit, Guest Back, Brushed Nickel Frame									
	FAE2M-CG21SPAN	1417	1479	1538	1660	1779	1899	2019	2140	2383
	21" Closed Polymer Arm Center Unit, Guest Back, Silver Metallic Frame									
	FAE2M-CG21CPAS	1323	1383	1443	1565	1686	1804	1926	2045	2287
	21" Closed Polymer Arm Center Unit, Guest Back, Brushed Nickel Frame									
	FAE2M-CG21CPAN	1431	1491	1552	1671	1793	1912	2033	2154	2396
	24" Open Polymer Arm Center Unit, Guest Back, Silver Metallic Frame									
	FAE2M-CG24OPAS	1152	1199	1247	1346	1440	1538	1634	1731	1924
	24" Open Polymer Arm Center Unit, Guest Back, Brushed Nickel Frame									
	FAE2M-CG24OPAN	1260	1307	1356	1453	1548	1645	1743	1839	2032
	24" Semi Closed Polymer Arm Center Unit, Guest Back, Silver Metallic Frame									
	FAE2M-CG24SPAS	1396	1458	1517	1639	1758	1880	2001	2121	2361
	24" Semi Closed Polymer Arm Center Unit, Guest Back, Brushed Nickel Frame									
	FAE2M-CG24SPAN	1505	1565	1624	1746	1866	1987	2108	2229	2470
	24" Closed Polymer Arm Center Unit, Guest Back, Silver Metallic Frame									
	FAE2M-CG24CPAS	1409	1468	1530	1651	1772	1893	2013	2134	2374
	24" Closed Polymer Arm Center Unit, Guest Back, Brushed Nickel Frame									
	FAE2M-CG24CPAN	1517	1579	1639	1758	1880	2001	2121	2241	2482

ORDERING NOTES:

Faeron Metal chairs can also be specified with a Wood Arm (WA) or a Solid Surface Arm (SA), replace "PA" in the model number with the Arm Style selection below and add the upcharge listed.

See [page 98](#) for color selection.

Arm Style Option Upcharges

\$ List

Solid Surface Arm (each) - Gr A White	287
Solid Surface Arm (each) - Gr A Color	299
Solid Surface Arm (each) - Gr B	321
Solid Surface Arm (each) - Gr C	339
Beech/Palette Wood Arm (each)	108

PRODUCT CODE KEY

Line	Series	Chair Type	Back Type	Size	Arm Type	Arm Style	Metal Finish
FAE	2M	S	G	21	O	PA	S
Faeron	Chair	Start Unit Multiple Seating	Guest		Open Arm	Polymer Arm	Silver Metallic
		C	P	24	S	WA	N
		Center Unit Multiple Seating	Patient		Semi Closed Arm	Wood Arm	Brushed Nickel
		E		30	C	SA	
		End Unit Multiple Seating			Closed Arm	Solid Surface Arm	
				44			

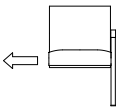
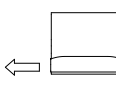
FAERON METAL | MULTIPLE SEATING - START, CENTER & END UNITS

DESCRIPTION/MODEL		COM		COL		FABRIC GRADES			LEATHER	
		1	2	3	4	5	6	7	8	9
	30" Open Polymer Arm Center Unit, Guest Back, Silver Metallic Frame FAE2M-CG30OPAS	1332	1402	1471	1611	1748	1886	2028	2166	2443
	30" Open Polymer Arm Center Unit, Guest Back, Brushed Nickel Frame FAE2M-CG30OPAN	1439	1509	1580	1717	1856	1995	2134	2273	2551
	30" Semi Closed Polymer Arm Center Unit, Guest Back, Silver Metallic Frame FAE2M-CG30SPAS	1578	1660	1741	1904	2065	2229	2391	2554	2881
	30" Semi Closed Polymer Arm Center Unit, Guest Back, Brushed Nickel Frame FAE2M-CG30SPAN	1685	1767	1848	2011	2173	2337	2500	2661	2988
	30" Closed Polymer Arm Center Unit, Guest Back, Silver Metallic Frame FAE2M-CG30CPAS	1589	1671	1753	1915	2080	2241	2405	2567	2894
	30" Closed Polymer Arm Center Unit, Guest Back, Brushed Nickel Frame FAE2M-CG30CPAN	1697	1779	1861	2024	2188	2348	2511	2674	3003
	44" Open Polymer Arm Center Unit, Guest Back, Silver Metallic Frame FAE2M-CG44OPAS	1667	1755	1842	2017	2192	2368	2542	2717	3068
	44" Open Polymer Arm Center Unit, Guest Back, Brushed Nickel Frame FAE2M-CG44OPAN	1774	1862	1951	2124	2299	2476	2650	2824	3175
	44" Semi Closed Polymer Arm Center Unit, Guest Back, Silver Metallic Frame FAE2M-CG44SPAS	1912	2011	2110	2310	2509	2709	2907	3106	3505
	44" Semi Closed Polymer Arm Center Unit, Guest Back, Brushed Nickel Frame FAE2M-CG44SPAN	2019	2118	2218	2418	2616	2816	3014	3215	3612
	44" Closed Polymer Arm Center Unit, Guest Back, Silver Metallic Frame FAE2M-CG44CPAS	1926	2024	2123	2323	2523	2720	2921	3119	3517
	44" Closed Polymer Arm Center Unit, Guest Back, Brushed Nickel Frame FAE2M-CG44CPAN	2033	2132	2232	2431	2631	2829	3029	3227	3626

ORDERING NOTES: Faeron Metal chairs can also be specified with a Wood Arm (WA) or a Solid Surface Arm (SA), replace "PA" in the model number with the Arm Style selection below and add the upcharge listed. See page 98 for color selection.	Arm Style Option Upcharges		\$ List
	Solid Surface Arm (each) - Gr A White		287
	Solid Surface Arm (each) - Gr A Color		299
	Solid Surface Arm (each) - Gr B		321
	Solid Surface Arm (each) - Gr C		339
	Beech/Palette Wood Arm (each)		108

PRODUCT CODE KEY							
Line	Series	Chair Type	Back Type	Size	Arm Type	Arm Style	Metal Finish
FAE Faeron	2M Chair	S Start Unit Multiple Seating	G Guest	21	O Open Arm	PA Polymer Arm	S Silver Metallic
		C Center Unit Multiple Seating	P Patient	24	S Semi Closed Arm	WA Wood Arm	N Brushed Nickel
		E End Unit Multiple Seating		30	C Closed Arm	SA Solid Surface Arm	
				44			

FAERON METAL | MULTIPLE SEATING - START, CENTER & END UNITS

DESCRIPTION/MODEL		COM	FABRIC GRADES							
		1	2	COL	3	4	5	6	7	LEATHER
<div>End</div> <div></div>	21" Open Polymer Arm End Unit, Guest Back, Silver Metallic Frame FAE2M-EG21OPAS	1064	1113	1162	1258	1355	1452	1547	1644	1837
	21" Open Polymer Arm End Unit, Guest Back, Brushed Nickel Frame FAE2M-EG21OPAN	1171	1221	1269	1367	1462	1559	1656	1752	1945
	21" Semi Closed Polymer Arm End Unit, Guest Back, Silver Metallic Frame FAE2M-EG21SPAS	1310	1371	1431	1552	1671	1792	1912	2033	2274
	21" Semi Closed Polymer Arm End Unit, Guest Back, Brushed Nickel Frame FAE2M-EG21SPAN	1417	1479	1538	1660	1779	1899	2019	2140	2383
	21" Closed Polymer Arm End Unit, Guest Back, Silver Metallic Frame FAE2M-EG21CPAS	1323	1383	1443	1565	1686	1804	1926	2045	2287
	21" Closed Polymer Arm End Unit, Guest Back, Brushed Nickel Frame FAE2M-EG21CPAN	1431	1491	1552	1671	1793	1912	2033	2154	2396
<div></div> <div></div>	24" Open Polymer Arm End Unit, Guest Back, Silver Metallic Frame FAE2M-EG24OPAS	1152	1199	1247	1346	1440	1538	1634	1731	1924
	24" Open Polymer Arm End Unit, Guest Back, Brushed Nickel Frame FAE2M-EG24OPAN	1260	1307	1356	1453	1548	1645	1743	1839	2032
	24" Semi Closed Polymer Arm End Unit, Guest Back, Silver Metallic Frame FAE2M-EG24SPAS	1396	1458	1517	1639	1758	1880	2001	2121	2361
	24" Semi Closed Polymer Arm End Unit, Guest Back, Brushed Nickel Frame FAE2M-EG24SPAN	1505	1565	1624	1746	1866	1987	2108	2229	2470
	24" Closed Polymer Arm End Unit, Guest Back, Silver Metallic Frame FAE2M-EG24CPAS	1409	1468	1530	1651	1772	1893	2013	2134	2374
	24" Closed Polymer Arm End Unit, Guest Back, Brushed Nickel Frame FAE2M-EG24CPAN	1517	1579	1639	1758	1880	2001	2121	2241	2482

ORDERING NOTES:

Faeron Metal chairs can also be specified with a Wood Arm (WA) or a Solid Surface Arm (SA), replace "PA" in the model number with the **Arm Style** selection below and add the upcharge listed.
See [page 98](#) for color selection.

Arm Style Option Upcharges

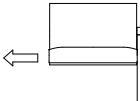
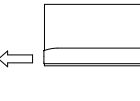
\$ List

Solid Surface Arm (each) - Gr A White	287
Solid Surface Arm (each) - Gr A Color	299
Solid Surface Arm (each) - Gr B	321
Solid Surface Arm (each) - Gr C	339
Beech/Palette Wood Arm (each)	108

PRODUCT CODE KEY

Line	Series	Chair Type	Back Type	Size	Arm Type	Arm Style	Metal Finish
FAE	2M	S	G	21	O	PA	S
Faeron	Chair	Start Unit Multiple Seating	Guest		Open Arm	Polymer Arm	Silver Metallic
		C	P	24	S	WA	N
		Center Unit Multiple Seating	Patient		Semi Closed Arm	Wood Arm	Brushed Nickel
		E		30	C	SA	
		End Unit Multiple Seating		44	Closed Arm	Solid Surface Arm	

FAERON METAL | MULTIPLE SEATING - START, CENTER & END UNITS

DESCRIPTION/MODEL		COM		COL	FABRIC GRADES			LEATHER		
		1	2	3	4	5	6	7	8	9
<div>End</div> <div></div>	30" Open Polymer Arm End Unit, Guest Back, Silver Metallic Frame FAE2M-EG30OPAS	1332	1402	1471	1611	1748	1886	2028	2166	2443
	30" Open Polymer Arm End Unit, Guest Back, Brushed Nickel Frame FAE2M-EG30OPAN	1439	1509	1580	1717	1856	1995	2134	2273	2551
	30" Semi Closed Polymer Arm End Unit, Guest Back, Silver Metallic Frame FAE2M-EG30SPAS	1578	1660	1741	1904	2065	2229	2391	2554	2881
	30" Semi Closed Polymer Arm End Unit, Guest Back, Brushed Nickel Frame FAE2M-EG30SPAN	1685	1767	1848	2011	2173	2337	2500	2661	2988
	30" Closed Polymer Arm End Unit, Guest Back, Silver Metallic Frame FAE2M-EG30CPAS	1589	1671	1753	1915	2080	2241	2405	2567	2894
	30" Closed Polymer Arm End Unit, Guest Back, Brushed Nickel Frame FAE2M-EG30CPAN	1697	1779	1861	2024	2188	2348	2511	2674	3003
<div></div> <div></div>	44" Open Polymer Arm End Unit, Guest Back, Silver Metallic Frame FAE2M-EG44OPAS	1667	1755	1842	2017	2192	2368	2542	2717	3068
	44" Open Polymer Arm End Unit, Guest Back, Brushed Nickel Frame FAE2M-EG44OPAN	1774	1862	1951	2124	2299	2476	2650	2824	3175
	44" Semi Closed Polymer Arm End Unit, Guest Back, Silver Metallic Frame FAE2M-EG44SPAS	1912	2011	2110	2310	2509	2709	2907	3106	3505
	44" Semi Closed Polymer Arm End Unit, Guest Back, Brushed Nickel Frame FAE2M-EG44SPAN	2019	2118	2218	2418	2616	2816	3014	3215	3612
	44" Closed Polymer Arm End Unit, Guest Back, Silver Metallic Frame FAE2M-EG44CPAS	1926	2024	2123	2323	2523	2720	2921	3119	3517
	44" Closed Polymer Arm End Unit, Guest Back, Brushed Nickel Frame FAE2M-EG44CPAN	2033	2132	2232	2431	2631	2829	3029	3227	3626

ORDERING NOTES: Faeron Metal chairs can also be specified with a Wood Arm (WA) or a Solid Surface Arm (SA), replace "PA" in the model number with the Arm Style selection below and add the upcharge listed. See page 98 for color selection.	Arm Style Option Upcharges	\$ List
	Solid Surface Arm (each) - Gr A White	287
	Solid Surface Arm (each) - Gr A Color	299
	Solid Surface Arm (each) - Gr B	321
	Solid Surface Arm (each) - Gr C	339
	Beech/Palette Wood Arm (each)	108

PRODUCT CODE KEY							
Line	Series	Chair Type	Back Type	Size	Arm Type	Arm Style	Metal Finish
FAE Faeron	2M Chair	S Start Unit Multiple Seating	G Guest	21	O Open Arm	PA Polymer Arm	S Silver Metallic
		C Center Unit Multiple Seating	P Patient	24	S Semi Closed Arm	WA Wood Arm	N Brushed Nickel
		E End Unit Multiple Seating		30	C Closed Arm	SA Solid Surface Arm	
				44			

FAERON METAL | MULTIPLE SEATING - FREESPAN UNITS

DIMENSIONS & COM REQUIREMENTS

UNIT WITH NO CENTER ARM

	Overall Width	Overall Depth	Overall Height	Seat Height	Height of Arms from Floor	Width Between Arms	Seat Depth	Shipping Weight	Cube	COM Seat & Back Yardage	COM Fabric Seat Yardage	COM Fabric Back Yardage	COM Fabric Closed Arm Panel Yardage
PCFG21X2A	46.5	26.3	34.5	19	25.0	43.0	19.5	86	28	3.0	1.5	2.1	0.96
PCFP21X2A	46.5	26.3	45.0	19	25.0	43.0	19.5	96	37	3.8	1.5	3.0	0.96
PCFG21X3A	68.0	26.3	34.5	19	25.0	64.8	19.5	117	40	4.6	2.4	3.5	0.96
PCFP21X3A	68.0	26.3	45.0	19	25.0	64.8	19.5	132	54	5.8	2.4	5.0	0.96
PCFG24X2A	52.5	26.3	34.5	19	25.0	49.0	19.5	93	30	3.0	1.5	2.1	0.96
PCFP24X2A	52.5	26.3	45.0	19	25.0	49.0	19.5	103	42	3.8	1.5	3.0	0.96
PCFG24X3A	77.0	26.3	34.5	19	25.0	73.8	19.5	129	45	4.6	2.4	3.5	0.96
PCFP24X3A	77.0	26.3	45.0	19	25.0	73.8	19.5	144	61	5.8	2.4	5.0	0.96

UNIT WITH CENTER ARM

	Overall Width	Overall Depth	Overall Height	Seat Height	Height of Arms from Floor	Width Between Arms	Seat Depth	Shipping Weight	Cube	COM Seat & Back Yardage	COM Fabric Seat Yardage	COM Fabric Back Yardage
PCFG21X2B	48.3	26.3	34.5	19	25.0	21.5	19.5	95	28	3.0	1.5	2.1
PCFP21X2B	48.3	26.3	45.0	19	25.0	21.5	19.5	105	38	3.8	1.5	3.0
PCFG21X3B	71.5	26.3	34.5	19	25.0	21.5	19.5	135	40	4.6	2.4	3.5
PCFP21X3B	71.5	26.3	45.0	19	25.0	21.5	19.5	150	56	5.8	2.4	5.0
PCFG24X2B	54.3	26.3	34.5	19	25.0	24.5	19.5	102	30	3.0	1.5	2.1
PCFP24X2B	54.3	26.3	45.0	19	25.0	24.5	19.5	112	43	3.8	1.5	3.0
PCFG24X3B	80.5	26.3	34.5	19	25.0	24.5	19.5	147	45	4.6	2.4	3.5
PCFP24X3B	80.5	26.3	45.0	19	25.0	24.5	19.5	162	63	5.8	2.4	5.0

UNIT WITH CENTER ARM (CONTINUED), GUEST AND PATIENT BACKS

Unit With Center Arm (Continued)	COM Fabric Closed Arm Panels (2 Arms)	COM Fabric Closed Arm Panels (3 Arms)	COM Fabric Closed Arm Panels (4 Arms)
PCF21X2B	0.96	1.44	1.92
PCF21X3B	0.96	1.44	1.92
PCF24X2B	0.96	1.44	1.92
PCF24X3B	0.96	1.44	1.92

Note: Some vinyls, leathers & upholsteries are not suitable for application on Faeron Metal seating.

The approval process is as follows:

1. A sample of the COM must be provided to Krug Customer Service prior to or at the time of order.
2. The sample will be reviewed and the customer advised if the fabric is unsuitable.
3. The COM fabric or leather will be inspected when received at the factory, to identify any further concerns with its suitability.

ORDERING NOTES: A drawing showing the configuration of the multiple seating and tables is required with each purchase order.

WEIGHT CAPACITIES

Faeron Metal weight capacities are as follows:

Guest & Patient Chairs (21" & 24") - 500 lbs

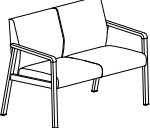
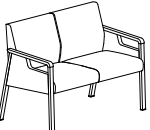
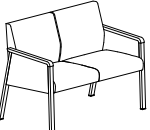
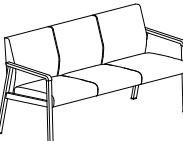
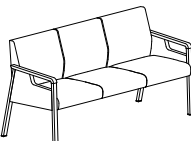

Faeron Option Upcharges	\$ List		\$ List
CAL 133 & Moisture Barrier (per yard)	64	Solid Surface Arm (pair) - Gr A White	573
Ganging Bracket	58	Solid Surface Arm (pair) - Gr A Color	598
Kinetic Back (not available for Plus)	120	Solid Surface Arm (pair) - Gr B	645
21" & 24" Under-seat Splashguard	58	Solid Surface Arm (pair) - Gr C	678
Removeable Seat Cover (per seat)	90		
Removable Back Cover (per back)	58	See page 631 for color selection.	
Combination Upholstery - dual fabrics (per chair)	33		
Combination Upholstery - Three fabrics (per chair)	64		
Beech/Palette Wood Arm (per pair)	215		
Non-Marring Glide	16		

Additional features and options information see page 37.

Patient backs are available on multiple units, please change the model number FAE2-PCG to FAE2-PCP, and add the following upcharges per back:

	Grade 1	Grade 2	Grade 3	Grade 4	Grade 5	Grade 6	Grade 7	Grade 8	Grade 9
21" Chairs	63	74	90	114	138	164	189	215	265
24" Chairs	68	81	94	119	144	170	195	220	271

FAERON METAL | MULTIPLE SEATING - FREESPAN UNITS WITHOUT CENTER ARMS

DESCRIPTION/MODEL	COM		COL		FABRIC GRADES			LEATHER	
	1	2	3	4	5	6	7	8	9
	2 Seat - 21" Open Polymer Arm Pre-configured Unit, Guest Backs, Silver Metallic Frame FAE2M-PCFG21X2AOPAS 1869 1966 2062 2255 2448 2641 2835 3029 3414								
	2 Seat - 21" Open Polymer Arm Pre-configured Unit, Guest Backs, Brushed Nickel Frame AE2M-PCFG21X2AOPAN 2085 2182 2278 2471 2663 2858 3052 3244 3630								
	2 Seat - 21" Semi Closed Polymer Arm Pre-configured Unit, Guest Backs, Silver Metallic Frame FAE2M-PCFG21X2ASPAS 2301 2421 2542 2785 3027 3267 3509 3750 4233								
	2 Seat - 21" Semi Closed Polymer Arm Pre-configured Unit, Guest Backs, Brushed Nickel Frame FAE2M-PCFG21X2ASPAN 2516 2637 2759 2999 3241 3483 3723 3965 4446								
	2 Seat - 21" Closed Polymer Arm Pre-configured Unit, Guest Backs, Silver Metallic Frame FAE2M-PCFG21X2ACPAS 2315 2434 2555 2797 3038 3280 3521 3763 4245								
	2 Seat - 21" Closed Polymer Arm Pre-configured Unit, Guest Backs, Brushed Nickel Frame FAE2M-PCFG21X2ACPAN 2530 2650 2770 3012 3253 3495 3738 3979 4460								
	3 Seat - 21" Open Polymer Arm Pre-configured Unit, Guest Backs, Silver Metallic Frame FAE2M-PCFG21X3AOPAS 2568 2714 2858 3146 3437 3728 4016 4308 4886								
	3 Seat - 21" Open Polymer Arm Pre-configured Unit, Guest Backs, Brushed Nickel Frame FAE2M-PCFG21X3AOPAN 2785 2928 3073 3364 3654 3943 4233 4522 5101								
	3 Seat - 21" Semi Closed Polymer Arm Pre-configured Unit, Guest Backs, Silver Metallic Frame FAE2M-PCFG21X3ASPAS 3001 3169 3339 3678 4014 4353 4690 5030 5705								
	3 Seat - 21" Semi Closed Polymer Arm Pre-configured Unit, Guest Backs, Brushed Nickel Frame FAE2M-PCFG21X3ASPAN 3216 3385 3554 3892 4230 4567 4905 5243 5919								
	3 Seat - 21" Closed Polymer Arm Pre-configured Unit, Guest Backs, Silver Metallic Frame FAE2M-PCFG21X3ACPAS 3013 3184 3352 3690 4027 4366 4705 5042 5718								
	3 Seat - 21" Closed Polymer Arm Pre-configured Unit, Guest Backs, Brushed Nickel Frame FAE2M-PCFG21X3ACPAN 3229 3398 3565 3906 4243 4581 4919 5258 5933								

ORDERING NOTES:

Faeron Metal chairs can also be specified with a Wood Arm (WA) or a Solid Surface Arm (SA), replace "PA" in the model number with the **Arm Style** selection below and add the upcharge listed. See [page 98](#) for color selection.

Arm Style Option Upcharges

\$ List

Solid Surface Arm (pair) - Gr A White	573
Solid Surface Arm (pair) - Gr A Color	598
Solid Surface Arm (pair) - Gr B	645
Solid Surface Arm (pair) - Gr C	678
Beech/Palette Wood Arm (per pair)	215

PRODUCT CODE KEY

Line	Series	Chair Type	Back Type	Size	Unit Style	Arm Type	Arm Style	Metal Finish
FAE	2M	PCF	G	21X2	A	O	PA	S
Faeron	Chair	Pre-Configured Freespan Multiple Unit	Guest		Unit with no Center Arm	Open Arm	Polymer Arm	Silver Metallic
			P	21X3	B	S	WA	N
			Patient		Unit with Center Arm	Semi Closed Arm	Wood Arm	Brushed Nickel
				24X2		C	SA	
						Closed Arm	Solid Surface Arm	
				24X3				

FAERON METAL | MULTIPLE SEATING - FREESPAN UNITS WITHOUT CENTER ARMS

DESCRIPTION/MODEL	COM		COL		FABRIC GRADES			LEATHER	
	1	2	3	4	5	6	7	8	9
	2 Seat - 24" Open Polymer Arm Pre-configured Unit, Guest Backs, Silver Metallic Frame								
	FAE2M-PCFG24X2AOPAS	2034	2132	2228	2421	2614	2807	3001	3193 3580
	2 Seat - 24" Open Polymer Arm Pre-configured Unit, Guest Backs, Brushed Nickel Frame								
	FAE2M-PCFG24X2AOPAN	2250	2346	2443	2637	2830	3024	3216	3409 3795
	2 Seat - 24" Semi Closed Polymer Arm Pre-configured Unit, Guest Backs, Silver Metallic Frame								
	FAE2M-PCFG24X2ASPAS	2465	2587	2709	2949	3190	3432	3672	3916 4398
	2 Seat - 24" Semi Closed Polymer Arm Pre-configured Unit, Guest Backs, Brushed Nickel Frame								
	FAE2M-PCFG24X2ASPAN	2682	2803	2923	3164	3406	3647	3890	4131 4614
	2 Seat - 24" Closed Polymer Arm Pre-configured Unit, Guest Backs, Silver Metallic Frame								
	FAE2M-PCFG24X2ACPAS	2480	2601	2720	2963	3205	3446	3687	3930 4413
	2 Seat - 24" Closed Polymer Arm Pre-configured Unit, Guest Backs, Brushed Nickel Frame								
	FAE2M-PCFG24X2ACPAN	2695	2816	2936	3179	3419	3662	3903	4143 4628
	3 Seat - 24" Open Polymer Arm Pre-configured Unit, Guest Backs, Silver Metallic Frame								
	FAE2M-PCFG24X3AOPAS	2804	2949	3093	3384	3671	3962	4252	4544 5122
	3 Seat - 24" Open Polymer Arm Pre-configured Unit, Guest Backs, Brushed Nickel Frame								
	FAE2M-PCFG24X3AOPAN	3017	3164	3310	3599	3889	4179	4468	4758 5338
	3 Seat - 24" Semi Closed Polymer Arm Pre-configured Unit, Guest Backs, Silver Metallic Frame								
	FAE2M-PCFG24X3ASPAS	3236	3405	3575	3911	4249	4588	4927	5263 5940
	3 Seat - 24" Semi Closed Polymer Arm Pre-configured Unit, Guest Backs, Brushed Nickel Frame								
	FAE2M-PCFG24X3ASPAN	3452	3620	3789	4128	4466	4802	5141	5479 6156
	3 Seat - 24" Closed Polymer Arm Pre-configured Unit, Guest Backs, Silver Metallic Frame								
	FAE2M-PCFG24X3ACPAS	3248	3418	3587	3924	4264	4602	4941	5277 5954
	3 Seat - 24" Closed Polymer Arm Pre-configured Unit, Guest Backs, Brushed Nickel Frame								
	FAE2M-PCFG24X3ACPAN	3463	3634	3803	4140	4480	4816	5155	5493 6167

ORDERING NOTES:

Faeron Metal chairs can also be specified with a Wood Arm (WA) or a Solid Surface Arm (SA), replace "PA" in the model number with the **Arm Style** selection below and add the upcharge listed.

See [page 98](#) for color selection.

Arm Style Option Upcharges

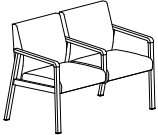
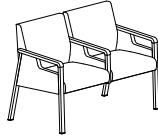
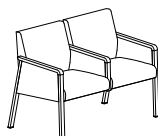
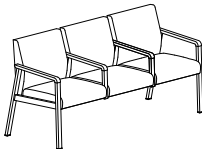
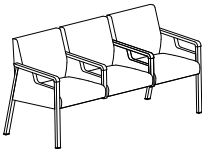
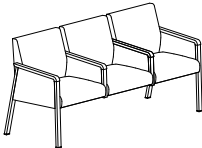
\$ List

Solid Surface Arm (pair) - Gr A White	573
Solid Surface Arm (pair) - Gr A Color	598
Solid Surface Arm (pair) - Gr B	645
Solid Surface Arm (pair) - Gr C	678
Beech/Palette Wood Arm (per pair)	215

PRODUCT CODE KEY

Line	Series	Chair Type	Back Type	Size	Unit Style	Arm Type	Arm Style	Metal Finish
FAE	2M	PCF	G	21X2	A	O	PA	S
Faeron	Chair	Pre-Configured Freespan Multiple Unit	Guest		Unit with no Center Arm	Open Arm	Polymer Arm	Silver Metallic
			P	21X3	B	S	WA	N
			Patient		Unit with Center Arm	Semi Closed Arm	Wood Arm	Brushed Nickel
				24X2		C	SA	
						Closed Arm	Solid Surface Arm	
				24X3				

FAERON METAL | MULTIPLE SEATING - FREESPAN UNITS WITH CENTER ARMS

DESCRIPTION/MODEL	COM		COL		FABRIC GRADES			LEATHER	
	1	2	3	4	5	6	7	8	9
	2 Seat - 21" Open Polymer Arm Pre-configured Freespan Unit, Guest Backs, Silver Metallic Frame FAE2M-PCFG21X2BOPAS 2394 2491 2587 2781 2973 3166 3360 3554 3939								
	2 Seat - 21" Open Polymer Arm Pre-configured Freespan Unit, Guest Backs, Brushed Nickel Frame FAE2M-PCFG21X2BOPAN 2717 2815 2910 3104 3297 3490 3684 3876 4263								
	2 Seat - 21" Semi Closed Polymer Arm Pre-configured Freespan Unit, Guest Backs, Silver Metallic Frame FAE2M-PCFG21X2BSPAS 3071 3205 3337 3603 3869 4133 4398 4664 5195								
	2 Seat - 21" Semi Closed Polymer Arm Pre-configured Freespan Unit, Guest Backs, Brushed Nickel Frame FAE2M-PCFG21X2BSPAN 3395 3529 3661 3924 4191 4457 4721 4987 5518								
	2 Seat - 21" Closed Polymer Arm Pre-configured Freespan Unit, Guest Backs, Silver Metallic Frame FAE2M-PCFG21X2BCPAS 3097 3231 3364 3628 3894 4160 4424 4690 5220								
	2 Seat - 21" Closed Polymer Arm Pre-configured Freespan Unit, Guest Backs, Brushed Nickel Frame FAE2M-PCFG21X2BCPAN 3420 3554 3686 3952 4217 4483 4748 5012 5545								
	3 Seat - 21" Open Polymer Arm Pre-configured Freespan Unit, Guest Backs, Silver Metallic Frame FAE2M-PCFG21X3BOPAS 3405 3552 3694 3984 4274 4564 4855 5143 5722								
	3 Seat - 21" Open Polymer Arm Pre-configured Freespan Unit, Guest Backs, Brushed Nickel Frame FAE2M-PCFG21X3BOPAN 3836 3981 4127 4416 4707 4994 5285 5574 6155								
	3 Seat - 21" Semi Closed Polymer Arm Pre-configured Freespan Unit, Guest Backs, Silver Metallic Frame FAE2M-PCFG21X3BSPAS 4327 4520 4712 5098 5485 5871 6258 6644 7417								
	3 Seat - 21" Semi Closed Polymer Arm Pre-configured Freespan Unit, Guest Backs, Brushed Nickel Frame FAE2M-PCFG21X3BSPAN 4757 4949 5142 5529 5916 6303 6688 7073 7846								
	3 Seat - 21" Closed Polymer Arm Pre-configured Freespan Unit, Guest Backs, Silver Metallic Frame FAE2M-PCFG21X3BCPAS 4366 4559 4752 5138 5525 5912 6296 6684 7457								
	3 Seat - 21" Closed Polymer Arm Pre-configured Freespan Unit, Guest Backs, Brushed Nickel Frame FAE2M-PCFG21X3BCPAN 4796 4990 5183 5569 5956 6342 6729 7113 7887								

ORDERING NOTES:

Faeron Metal chairs can also be specified with a Wood Arm (WA) or a Solid Surface Arm (SA), replace "PA" in the model number with the **Arm Style** selection below and add the upcharge listed. See [page 98](#) for color selection.

Arm Style Option Upcharges

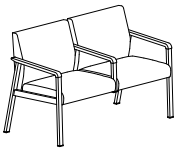
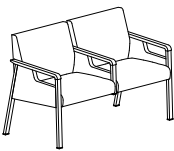
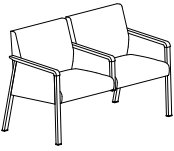
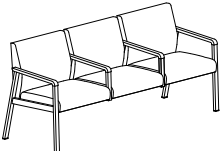
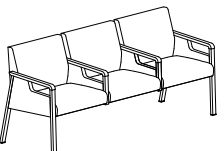
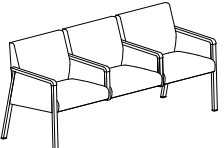
\$ List

Solid Surface Arm (pair) - Gr A White	573
Solid Surface Arm (pair) - Gr A Color	598
Solid Surface Arm (pair) - Gr B	645
Solid Surface Arm (pair) - Gr C	678
Beech/Palette Wood Arm (per pair)	215

PRODUCT CODE KEY

Line	Series	Chair Type	Back Type	Size	Unit Style	Arm Type	Arm Style	Metal Finish
FAE	2M	PCF	G	21X2	A	O	PA	S
Faeron	Chair	Pre-Configured Freespan Multiple Unit	Guest		Unit with no Center Arm	Open Arm	Polymer Arm	Silver Metallic
			P	21X3	B	S	WA	N
			Patient		Unit with Center Arm	Semi Closed Arm	Wood Arm	Brushed Nickel
				24X2		C	SA	
						Closed Arm	Solid Surface Arm	
				24X3				

FAERON METAL | MULTIPLE SEATING - FREESPAN UNITS WITH CENTER ARMS

DESCRIPTION/MODEL	COM		COL		FABRIC GRADES			LEATHER		9
	1	2	3	4	5	6	7	8		
	2 Seat - 24" Open Polymer Arm Pre-configured Freespan Unit, Guest Backs, Silver Metallic Frame									
	FAE2M-PCFG24X2BOPAS	2562	2657	2754	2947	3140	3333	3528	3718	4107
	2 Seat - 24" Open Polymer Arm Pre-configured Freespan Unit, Guest Backs, Brushed Nickel Frame									
	FAE2M-PCFG24X2BOPAN	2883	2980	3077	3269	3462	3656	3848	4041	4428
	2 Seat - 24" Semi Closed Polymer Arm Pre-configured Freespan Unit, Guest Backs, Silver Metallic Frame									
	FAE2M-PCFG24X2BSPAS	3237	3369	3502	3768	4035	4297	4564	4831	5362
	2 Seat - 24" Semi Closed Polymer Arm Pre-configured Freespan Unit, Guest Backs, Brushed Nickel Frame									
	FAE2M-PCFG24X2BSPAN	3560	3692	3825	4090	4356	4622	4887	5154	5684
	2 Seat - 24" Closed Polymer Arm Pre-configured Freespan Unit, Guest Backs, Silver Metallic Frame									
	FAE2M-PCFG24X2BCPAS	3264	3396	3530	3795	4060	4324	4590	4857	5388
	2 Seat - 24" Closed Polymer Arm Pre-configured Freespan Unit, Guest Backs, Brushed Nickel Frame									
	FAE2M-PCFG24X2BCPAN	3586	3718	3851	4117	4382	4648	4914	5181	5710
	3 Seat - 24" Open Polymer Arm Pre-configured Freespan Unit, Guest Backs, Silver Metallic Frame									
	FAE2M-PCFG24X3BOPAS	3641	3786	3932	4219	4510	4799	5090	5380	5959
	3 Seat - 24" Open Polymer Arm Pre-configured Freespan Unit, Guest Backs, Brushed Nickel Frame									
	FAE2M-PCFG24X3BOPAN	4071	4216	4362	4652	4942	5232	5521	5810	6390
	3 Seat - 24" Semi Closed Polymer Arm Pre-configured Freespan Unit, Guest Backs, Silver Metallic Frame									
	FAE2M-PCFG24X3BSPAS	4562	4756	4948	5336	5720	6108	6494	6881	7654
	3 Seat - 24" Semi Closed Polymer Arm Pre-configured Freespan Unit, Guest Backs, Brushed Nickel Frame									
	FAE2M-PCFG24X3BSPAN	4993	5187	5380	5765	6153	6539	6924	7311	8083
	3 Seat - 24" Closed Polymer Arm Pre-configured Freespan Unit, Guest Backs, Silver Metallic Frame									
	FAE2M-PCFG24X3BCPAS	4603	4795	4988	5373	5761	6147	6534	6918	7691
	3 Seat - 24" Closed Polymer Arm Pre-configured Freespan Unit, Guest Backs, Brushed Nickel Frame									
	FAE2M-PCFG24X3BCPAN	5033	5227	5419	5806	6190	6579	6964	7348	8122

ORDERING NOTES:

Faeron Metal chairs can also be specified with a Wood Arm (WA) or a Solid Surface Arm (SA), replace "PA" in the model number with the **Arm Style** selection below and add the upcharge listed. See [page 98](#) for color selection.

Arm Style Option Upcharges

\$ List

Solid Surface Arm (pair) - Gr A White	573
Solid Surface Arm (pair) - Gr A Color	598
Solid Surface Arm (pair) - Gr B	645
Solid Surface Arm (pair) - Gr C	678
Beech/Palette Wood Arm (per pair)	215

PRODUCT CODE KEY

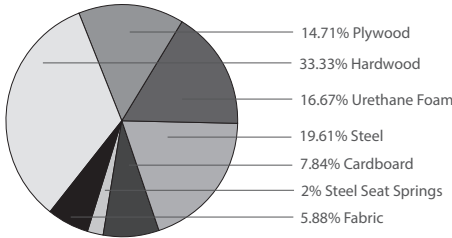
Line	Series	Chair Type	Back Type	Size	Unit Style	Arm Type	Arm Style	Metal Finish
FAE Faeron	2M Chair	PCF Pre-Configured Freespan Multiple Unit	G Guest P Patient	21X2 21X3 24X2 24X3	A Unit with no Center Arm B Unit with Center Arm	O Open Arm S Semi Closed Arm C Closed Arm	PA Polymer Arm WA Wood Arm SA Solid Surface Arm	S Silver Metallic N Brushed Nickel

FAERON WOOD | ENVIRONMENTAL SUMMARY

LEED CI CREDITS



MATERIAL CONTENT:



PRE-CONSUMER
RECYCLED CONTENT = 5.39%

POST-CONSUMER
RECYCLED CONTENT = 11.76%

Up to 27.45% of this Faeron product is
recyclable at the end of its useful life.

CONTRIBUTES TO

CREDIT 2.1 - 2.2	Construction Waste Management	1-2 point(s)
CREDIT 3.3	Resource Reuse	1 point
CREDIT 4.1	Recycled Content	1 point
CREDIT 4.5	Low Emitting Materials, Systems & Seating	1 point
CREDIT 5.1	Regional Materials*	1 point
CREDIT 7	Certified Wood (MUST BE REQUESTED)	1 point(s)

*This credit is only applicable if in total 20% of the combined value of the procurement of construction materials and in the furniture are manufactured within a radius of 500 miles. This credit will apply if the installation of the finished product occurs within 500 miles of Kitchener, Ontario.

level® CERTIFICATION, AIR EMISSIONS AND FSC® CERTIFICATION



level® CERTIFICATION

BIFMA's e3 Furniture Sustainability Standard is a voluntary, multi-attribute standard that measures the degree of sustainability of furniture. This standard evaluates product and company environmental attributes and compliance systems in a wide range of elements which include Materials, Energy & Atmosphere, Human & Ecosystem Health and Social Responsibility. Faeron products have earned level®, BIFMA's sustainability certification program for furniture, certification through third-party verification against the e3 standard.

AIR-EMISSIONS

All Faeron products are supplied with air-emissions certified. Contact customer service for information.



FSC®

In 2005, Krug received Forest Stewardship Council® (FSC®) Chain-of-Custody certification for our manufacturing facilities. The FSC® Chain-of-Custody tracks certified wood from seedling to final sale. It verifies that the material for our FSC® certified products only come from well-managed, FSC®-certified forests and other controlled sources. FSC® is dedicated to the promotion of responsible forest management worldwide helping to take care of forests for future generations. Faeron and other Krug products can be specified with FSC® Certification. Contact customer service for further information, pricing and lead times.



Architects, designers, and building professionals can specify FSC®-certified products in order to achieve a point from the U.S. Green Building Council's Leadership in Energy and Environmental Design (LEED) Rating System.

FAERON WOOD | EASY ACCESS CHAIR

DIMENSIONS

	Overall Width	Overall Depth	Overall Height	Seat Height	Height of Arms from Floor	Footrest Height	Width Between Arms	Seat Depth	Shipping Weight	Cubes
21" Guest	25.0	29.75	40.0	25	30.5	6.75	21	19.5	51	21
24" Guest	28.0	29.75	40.0	25	30.5	6.75	24	19.5	55	26
21" Patient	25.0	29.75	50.5	25	30.5	6.75	21	19.5	56	26
24" Patient	28.0	29.75	50.5	25	30.5	6.75	24	19.5	61	30

COM YARDAGES

	COM Yardage Seat Only	COM Yardage Back Only	COM Yardage Seat & Back
21" & 24" Guest - One Chair	0.9	1.4	1.6
21" & 24" Patient - One Chair	0.9	2.0	2.0

ORDERING NOTES:

COMBINATION UPHOLSTERY OPTION

When combination upholstery is specified with fabric of the same grade or COM, an upcharge for dual fabrics is **\$33 list** per unit and **\$64 list** per unit for three fabrics will be applied. When graded in combination upholstery is selected, use the highest grade upholstery selected or to obtain a quote for blended grading contact Customer Service (please provide the fabrics specified and location of where each fabric is to be applied on the product).

Faeron Option Upcharges	\$ List	\$ List
CAL 133 & Moisture Barrier (per yard)	64	Solid Surface Arm Cap (per pair) - Gr A White 364
Ganging Bracket	58	Solid Surface Arm Cap (per pair) - Gr A Color 376
Kinetic Back (not available for 30" & 44")	120	Solid Surface Arm Cap (per pair) - Gr B 396
21" & 24" Under-seat Splashguard	58	Solid Surface Arm Cap (per pair) - Gr C 410
Removeable Seat Cover (per seat)	90	Solid Surface Arm (per pair) - Gr A White 573
Removable Back Cover (per back)(per back)	58	Solid Surface Arm (per pair) - Gr A Color 598
Urethane Arm Cap (per pair)	138	Solid Surface Arm (per pair) - Gr B 645
Combination upholstery - Dual	33	Solid Surface Arm (per pair) - Gr C 678
Combination upholstery - Three	64	See page 631 for color selection.

See page 31 for Features and Options information.

Patient backs are available on Easy Access units, please change the model number FAE-HG to FAE2-HP, and add the following upcharges per back:

	Grade 1	Grade 2	Grade 3	Grade 4	Grade 5	Grade 6	Grade 7	Grade 8	Grade 9
21" Chairs	63	74	90	114	138	164	189	215	265
24" Chairs	68	81	94	119	144	170	195	220	271







WEIGHT CAPACITIES

Faeron weight capacities are as follows:
Easy Access Chairs (21" & 24") - 500 lbs


FEATURES:

For a complete list of features see [Page 9](#).

FAERON WOOD | EASY ACCESS CHAIR

DESCRIPTION/MODEL		Species	COM 1	2	COL 3	4	FABRIC GRADES 5		6	7	LEATHER 8		9
	21" Guest, Open Arm FAE2-HG21ONC	Beech Palette	1692	1744	1794	1896	1997	2098	2197	2301	2504		
	21" Guest, Semi Closed Arm FAE2-HG21SNC	Beech Palette	2146	2221	2298	2449	2605	2754	2906	3058	3363		
	21" Guest, Closed Arm FAE2-HG21CNC	Beech Palette	2161	2237	2312	2463	2615	2768	2920	3073	3376		
	24" Guest, Open Arm FAE2-HG24ONC	Beech Palette	1778	1831	1880	1981	2084	2185	2285	2386	2589		
	24" Guest, Semi Closed Arm FAE2-HG24SNC	Beech Palette	2232	2307	2384	2536	2688	2839	2992	3144	3449		
	24" Guest, Closed Arm FAE2-HG24CNC	Beech Palette	2244	2322	2397	2551	2701	2853	3008	3159	3462		

ORDERING NOTES: Faeron chairs can be specified with Urethane Arm Caps (UC), Solid Surface Arm Caps (SC) or Solid Surface Arm (SA), replace “NC” in the model number with the **Arm Style** selection below and add the upcharge listed on **Page 52**. See **page 98** for color selection.

	DESCRIPTION/MODEL	Price
	Metal Footrest Cap	
	FAE2-RHFRC	80

PRODUCT CODE KEY

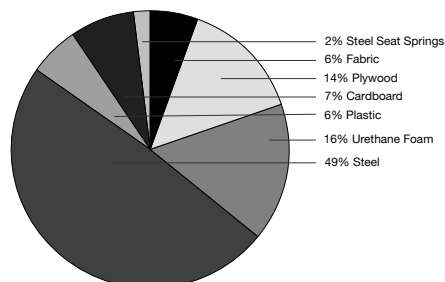
Line	Series	Chair Type	Size	Arm Type	Arm Cap
<div>FAE</div> Faeron	<div>2</div> Chair	<div>HG</div> Easy Access Guest Chair	<div>21</div>	<div>O</div> Open Arm	<div>NC</div> No Cap
		<div>HP</div> Easy Access Patient Chair	<div>24</div>	<div>S</div> Semi Closed Arm	<div>UC</div> Urethane Cap
				<div>C</div> Closed Arm	<div>SC</div> Solid Surface Cap
					<div>SA</div> Solid Surface Arm

FAERON METAL | ENVIRONMENTAL SUMMARY

LEED CI CREDITS



MATERIAL CONTENT:



PRE-CONSUMER
RECYCLED CONTENT = 12.74%

POST-CONSUMER
RECYCLED CONTENT = 17.81%

Up to 56.6% of this Faeron Metal product is recyclable at the end of its useful life.

CONTRIBUTES TO

CREDIT 2.1 - 2.2	Construction Waste Management	1-2 point(s)
CREDIT 3.3	Resource Reuse	1 point
CREDIT 4.1	Recycled Content	1 point
CREDIT 4.2	Recycled Content	1 point
CREDIT 4.5	Low Emitting Materials, Systems & Seating	1 point
CREDIT 5.1	Regional Materials*	1 point
CREDIT 7	Certified Wood (MUST BE REQUESTED)	1 point(s)

*This credit is only applicable if in total 20% of the combined value of the procurement of construction materials and in the furniture are manufactured within a radius of 500 miles. This credit will apply if the installation of the finished product occurs within 500 miles of Kitchener, Ontario.

level® CERTIFICATION, AIR EMISSIONS AND FSC® CERTIFICATION



level® CERTIFICATION

BIFMA's e3 Furniture Sustainability Standard is a voluntary, multi-attribute standard that measures the degree of sustainability of furniture. This standard evaluates product and company environmental attributes and compliance systems in a wide range of elements which include Materials, Energy & Atmosphere, Human & Ecosystem Health and Social Responsibility. Faeron products have earned level®, BIFMA's sustainability certification program for furniture, certification through third-party verification against the e3 standard.

AIR-EMISSIONS

All Faeron products are supplied with air-emissions certified. Contact customer service for information.



FSC®

In 2005, Krug received Forest Stewardship Council® (FSC®) Chain-of-Custody certification for our manufacturing facilities. The FSC® Chain-of-Custody tracks certified wood from seedling to final sale. It verifies that the material for our FSC® certified products only come from well-managed, FSC®-certified forests and other controlled sources. FSC® is dedicated to the promotion of responsible forest management worldwide helping to take care of forests for future generations. Faeron and other Krug products can be specified with FSC® Certification. Contact customer service for further information, pricing and lead times.



Architects, designers, and building professionals can specify FSC®-certified products in order to achieve a point from the US Green Building Council's Leadership in Energy and Environmental Design (LEED) Rating System.

FAERON METAL | EASY ACCESS CHAIR

DIMENSIONS

	Overall Width	Overall Depth	Overall Height	Seat Height	Height of Arms from Floor	Footrest Height	Width Between Arms	Seat Depth	Shipping Weight	Cubes
21" Guest	25.0	29.75	40.0	25.0	30.5	6.75	21	19.5	70	21
24" Guest	28.0	29.75	40.0	25.0	30.5	6.75	24	19.5	74	26
21" Patient	25.0	29.75	50.5	25.0	30.5	6.75	21	19.5	75	26
24" Patient	28.0	29.75	50.5	25.0	30.5	6.75	24	19.5	80	30

COM YARDAGES

	COM Yardage Seat Only	COM Yardage Back Only	COM Yardage Seat & Back	COM Yardage Closed Arm
21" & 24" Guest - One Chair	0.9	1.4	1.6	0.96
21" & 24" Patient - One Chair	0.9	2.0	2.0	0.96

ORDERING NOTES:

A drawing showing the configuration of the multiple seating and tables is required with each purchase order.

COMBINATION UPHOLSTERY OPTION

When combination upholstery is specified with fabric of the same grade or COM, an upcharge for dual fabrics is **\$33 list** per unit and **\$64 list** per unit for three fabrics will be applied. When graded in combination upholstery is selected, use the highest grade upholstery selected or to obtain a quote for blended grading contact Customer Service (please provide the fabrics specified and location of where each fabric is to be applied on the product).

Faeron Metal Option Upcharges	\$ List	\$ List
CAL 133 & Moisture Barrier (per yard)	64	Solid Surface Arm (per pair) - Gr A White 573
Ganging Bracket	58	Solid Surface Arm (per pair) - Gr A Color 598
Kinetic Back (not available for Plus)	120	Solid Surface Arm (per pair) - Gr B 645
21" & 24" Under-seat Splashguard	58	Solid Surface Arm (per pair) - Gr C 678
Removeable Seat Cover	90	Beech/Palette Wood Arm (per pair) 215
Removable Back Cover	58	See page 631 for color selection.
Non-Marring Glides	16	
Combination upholstery - Dual	33	
Combination upholstery - Three	64	

See page 37 for Features and Options information.

Patient backs are available on Easy Access chairs, please change the model number FAE2M-HG to FAE2M-HP and add the following upcharges per back:

	Grade 1	Grade 2	Grade 3	Grade 4	Grade 5	Grade 6	Grade 7	Grade 8	Grade 9
21" Chairs	63	74	90	114	138	164	189	215	265
24" Chairs	68	81	94	119	144	170	195	220	271

WEIGHT CAPACITIES







Faeron Metal weight capacities are as follows:

Guest & Patient Chairs (21" & 24") - 500 lbs

FEATURES:

For a complete list of features see [Page 9](#).

FAERON METAL | EASY ACCESS CHAIR

DESCRIPTION/MODEL	COM		COL	FABRIC GRADES				LEATHER	
	1	2		4	5	6	7	8	9
	21" Open Polymer Arm, Silver Metallic Frame FAE2M-HG21OPAS		1781	1879	1974	2070	2167	2263	2455
	21" Open Polymer Arm, Brushed Nickel Frame FAE2M-HG21OPAN		2235	2427	2522	2618	2715	2810	3003
	21" Semi Closed Polymer Arm, Silver Metallic Frame FAE2M-HG21SPAS		2118	2407	2552	2696	2840	2985	3273
	21" Semi Closed Polymer Arm, Brushed Nickel Frame FAE2M-HG21SPAN		2665	2955	3099	3244	3388	3533	3820
	21" Closed Polymer Arm, Silver Metallic Frame FAE2M-HG21CPAS		2132	2420	2565	2710	2853	2998	3287
	21" Closed Polymer Arm, Brushed Nickel Frame FAE2M-HG21CPAN		2680	2968	3113	3257	3402	3545	3834
	24" Open Polymer Arm, Silver Metallic Frame FAE2M-HG24OPAS		1717	1911	2007	2104	2197	2295	2487
	24" Open Polymer Arm, Brushed Nickel Frame FAE2M-HG24OPAN		2278	2471	2566	2661	2759	2853	3047
	24" Semi Closed Polymer Arm, Silver Metallic Frame FAE2M-HG24SPAS		2149	2438	2584	2727	2872	3015	3305
	24" Semi Closed Polymer Arm, Brushed Nickel Frame FAE2M-HG24SPAN		2710	2998	3142	3287	3431	3577	3865
	24" Closed Polymer Arm, Silver Metallic Frame FAE2M-HG24CPAS		2164	2452	2595	2741	2884	3030	3319
	24" Closed Polymer Arm, Brushed Nickel Frame FAE2M-HG24CPAN		2721	3011	3157	3299	3445	3588	3877

ORDERING NOTES:

Faeron Metal chairs can also be specified with a Wood Arm (WA) or a Solid Surface Arm (SA), replace "PA" in the model number with the **Arm Style** selection below and add the upcharge listed.
See [page 98](#) for color selection.

Arm Style Option Upcharges

\$ List

Solid Surface Arm (per pair) - Gr A White	573
Solid Surface Arm (per pair) - Gr A Color	598
Solid Surface Arm (per pair) - Gr B	645
Solid Surface Arm (per pair) - Gr C	678
Beech/Palette Wood Arm (per pair)	215

PRODUCT CODE KEY

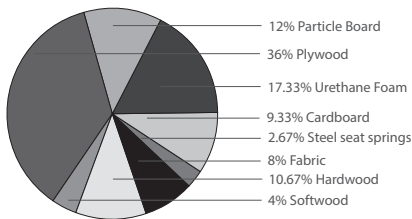
Line	Series	Chair Type	Size	Arm Type	Arm Style	Metal Finish
FAE	2M	HG	21	O	PA	S
Faeron	Chair	Easy Access Guest Chair		Open Arm	Polymer Arm	Silver Metallic
		HP	24	S	WA	N
		Easy Access Patient Chair		Semi Closed Arm	Wood Arm	Brushed Nickel
				C	SA	
				Closed Arm	Solid Surface Arm	

FAERON WOOD LOUNGE | ENVIRONMENTAL SUMMARY

LEED CI CREDITS



MATERIAL CONTENT:



PRE-CONSUMER
RECYCLED CONTENT = 12.67%

POST-CONSUMER
RECYCLED CONTENT = 9.40%

Up to 18.93% of this Faeron product is recyclable at the end of its useful life.

CONTRIBUTES TO		
CREDIT 2.1 - 2.2	Construction Waste Management	1-2 point(s)
CREDIT 3.3	Resource Reuse	1 point
CREDIT 4.1	Recycled Content	1 point
CREDIT 4.5	Low Emitting Materials, Systems & Seating	1 point
CREDIT 5.1	Regional Materials*	1 point
CREDIT 7	Certified Wood (MUST BE REQUESTED)	1 point(s)

*This credit is only applicable if in total 20% of the combined value of the procurement of construction materials and in the furniture are manufactured within a radius of 500 miles. This credit will apply if the installation of the finished product occurs within 500 miles of Kitchener, Ontario.

level® CERTIFICATION, AIR EMISSIONS AND FSC® CERTIFICATION



level® CERTIFICATION

BIFMA's e3 Furniture Sustainability Standard is a voluntary, multi-attribute standard that measures the degree of sustainability of furniture. This standard evaluates product and company environmental attributes and compliance systems in a wide range of elements which include Materials, Energy & Atmosphere, Human & Ecosystem Health and Social Responsibility. Faeron products have earned level®, BIFMA's sustainability certification program for furniture, certification through third-party verification against the e3 standard.

AIR-EMISSIONS

All Faeron products are supplied with air-emissions certified. Contact customer service for information.



FSC®

In 2005, Krug received Forest Stewardship Council® (FSC®) Chain-of-Custody certification for our manufacturing facilities. The FSC® Chain-of-Custody tracks certified wood from seedling to final sale. It verifies that the material for our FSC® certified products only come from well-managed, FSC®-certified forests and other controlled sources. FSC® is dedicated to the promotion of responsible forest management worldwide helping to take care of forests for future generations. Faeron and other Krug products can be specified with FSC® Certification. Contact customer service for further information, pricing and lead times.



Architects, designers, and building professionals can specify FSC®-certified products in order to achieve a point from the U.S. Green Building Council's Leadership in Energy and Environmental Design (LEED) Rating System.

FAERON WOOD LOUNGE | DIMENSIONS & COM

DIMENSIONS & COM REQUIREMENTS

	Overall Width	Overall Depth	Overall Height	Seat Height	Height of Arms from Floor	Width Between Arms	Seat Depth	Shipping Weight	Cube	COM Yardage Entire Unit	COM Yardage Seat Only	COM Yardage Back Only	COM Yardage Arm Only
One-Seat - wood arm													
lounge	27	28.5	31.5	17.8	24	23	21	55	20	4.2	1.3	1.7	1.2
high back	27	28.5	41.5	17.8	24	23	21	59	24	4.8	1.3	2.3	1.2
One-Seat - armless													
lounge	23	28.5	31.5	17.8	-	-	21	52	20	3	1.3	1.7	-
high back	23	28.5	41.5	17.8	-	-	21	55	24	3.6	1.3	2.3	-
One-Seat - upholstered arm													
lounge	28	28.5	31.5	17.8	24	23	21	75	20	5.9	1.3	1.7	2.9
high back	28	28.5	41.5	17.8	24	23	21	79	24	6.5	1.3	2.3	2.9
wingback	32	28.5	42.5	17.8	24	23	21	84	27	7.5	1.3	3.3	2.9
One-Seat wide - wood arm													
lounge	34	28.5	31.5	17.8	24	30	21	64	23	4.4	1.5	1.7	1.2
high back	34	28.5	41.5	17.8	24	30	21	68	27	5	1.5	2.3	1.2
One-Seat wide - armless													
lounge	30	28.5	31.5	17.8	-	-	21	61	23	3.2	1.5	1.7	-
high back	30	28.5	41.5	17.8	-	-	21	65	27	3.8	1.5	2.3	-
One-Seat wide - upholstered arm													
lounge	35	28.5	31.5	17.8	24	30	21	84	23	6.1	1.5	1.7	2.9
high back	35	28.5	41.5	17.8	24	30	21	88	27	6.7	1.5	2.3	2.9
wingback	39	28.5	42.5	17.8	24	30	21	93	30	7.5	1.3	3.3	2.9
Two-seat - wood arm													
lounge	50	28.5	31.5	17.8	24	46	21	88	36	5.5	1.7	2.6	1.2
high back	50	28.5	41.5	17.8	24	46	21	95	43	6.4	1.7	3.5	1.2
Two-seat - armless													
lounge	46	28.5	31.5	17.8	-	-	21	87	36	4.3	1.7	2.6	-
high back	46	28.5	41.5	17.8	-	-	21	94	43	5.2	1.7	3.5	-
Two-seat - upholstered arm													
lounge	51	28.5	31.5	17.8	24	46	21	108	36	7.2	1.7	2.6	2.9
high back	51	28.5	41.5	17.8	24	46	21	115	43	8.1	1.7	3.5	2.9
wingback	55	28.5	42.5	17.8	24	46	21	120	46	9.1	1.7	4.5	2.9
Three-seat - wood arm													
lounge	73	28.5	31.5	17.8	24	69	21	120	52	7.1	2.5	3.4	1.2
high back	73	28.5	41.5	17.8	24	69	21	130	61	8.4	2.5	4.7	1.2
Three-seat - armless													
lounge	69	28.5	31.5	17.8	-	-	21	122	52	5.9	2.5	3.4	-
high back	69	28.5	41.5	17.8	-	-	21	132	61	7.2	2.5	4.7	-
Three-seat - upholstered arm													
lounge	74	28.5	31.5	17.8	24	69	21	140	52	8.8	2.5	3.4	2.9
high back	74	28.5	41.5	17.8	24	69	21	150	61	10.1	2.5	4.7	2.9
wingback	78	28.5	42.5	17.8	24	69	21	155	64	10.3	1.7	5.7	2.9

ORDERING NOTES:

CONTRASTING BACKS, SEATS & CLOSED ARMS

COMBINATION UPHOLSTERY OPTION

When combination upholstery is specified with fabric of the same grade or COM, an upcharge for dual fabrics is **\$33 list** per unit and **\$64 list** per unit for three fabrics will be applied. When graded in combination upholstery is selected, use the highest grade upholstery selected or to obtain a quote for blended grading contact Customer Service (please provide the fabrics specified and location of where each fabric is to be applied on the product).

WEIGHT CAPACITIES

Faeron weight capacities are as follows:

- One -Seat - 500 lbs
- One -Seat - Plus - 750 lbs
- One-Seat Wide - 500 lbs
- One-Seat Wide Plus - 750 lbs
- Two- Seat - 625 lbs
- Two- Seat Plus- 975 lbs
- Three - Seat - 850 lbs
- Three - Seat Plus- 1200 lbs



Faeron Option Upcharges	\$ List	\$ List
CAL 133 & Moisture Barrier (per yard)	64	Solid Surface Arm Cap (per pair) - Gr A White 384
One-Seat Removable Back Covers	152	Solid Surface Arm Cap (per pair) - Gr A Color 397
One-Seat Wide Removable Back Covers	228	Solid Surface Arm Cap (per pair) - Gr B 422
Two-Seat Removable Back Covers	302	Solid Surface Arm Cap (per pair) - Gr C 435
Three-Seat Removable Back Covers	453	Solid Surface Arm (per pair) - Gr A White 677
One-Seat Removable Seat Covers	152	Solid Surface Arm (per pair) - Gr A Color 708
One-Seat Wide Removable Seat Covers	228	Solid Surface Arm (per pair) - Gr B 768
Two-Seat Removable Seat Covers	302	Solid Surface Arm (per pair) - Gr C 810
Three-Seat Removable Seat Covers	453	Urethane Arm Cap (per pair) 152
		Upholstered Lounge Wood Arm Cap (per pair) 193

FAERON WOOD | LOUNGE FEATURES & OPTIONS



WOOD ARM

Faeron Wood Arm Lounge chairs are available with optional Arm Caps in Urethane and Solid Surface. As well as a Solid Surface Arm.



ARMLESS

Faeron Armless Lounge seating can be specified with a full wood base providing an enhanced base profile.



UPHOLSTERED ARM

Faeron Upholstered arm lounge chairs are available with optional arm caps in Wood, Solid Surface and Urethane (Wingback lounge is not available with Urethane cap).



ARM PANEL

Arm Panels are available on Faeron Wood Arm Lounge seating in semi and fully closed styles for optimum design flexibility.



BEECH WOOD LEGS

Faeron Lounge legs and bases are solid Beech available in 22 finish selections and feature non-marring glides.



METAL LEGS

Faeron Upholstered Arm models are also available with Metal Legs; Silver Metallic or Brushed Nickel finish.



LOUNGE WALL SAVER

Faeron Lounge models include a wall saver feature in which the angle of the back and the rear legs are designed to keep the back away from the wall, to prevent wear and damage to both the chair and the wall. Not included for Faeron High Back Lounge or Faeron Wingback Lounge due to back height.



CLEAN OUT

All Faeron Lounge seating has a built-in clean out feature: a space at the back of the seat that allows dirt, debris and liquid to fall to the floor for easy clean up and maintenance - designed so that it does not detract from the comfort or appearance of the product.



OPTIONS

URETHANE ARM CAP

The optional Urethane Arm Cap is available on Wood Arm Lounge and Upholstered Arm Lounge and provides enhanced durability and protection for the arms. This is field replaceable if this becomes damaged or degraded and is available in three colors; Black, Grey and Taupe.

WOOD ARM CAP

The optional Solid Beech Arm Cap is available on Upholstered Arm and Wingback Lounge. This is field replaceable if this becomes damaged or degraded.

SOLID SURFACE ARM CAP

The optional Solid Surface Arm Cap is available on Wood Arm Lounge and Upholstered Arm Lounge and provides enhanced durability, protection and cleanability for the arms. This is field replaceable if this becomes damaged or degraded and is available in 8 standard colors.

SOLID SURFACE ARM

The optional Solid Surface Arm is available on Wood Arm Lounge and provides a fully seamless armrest for enhanced durability, protection and cleanability. It is available in 8 standard colors and replaceable as a full side frame if it becomes damaged or degraded.

COMBINATION UPHOLSTERY OPTION

When combination upholstery is specified with fabric of the same grade or COM, an upcharge for dual fabrics is **\$33 list** per unit and **\$64 list** per unit for three fabrics will be applied. When graded in combination upholstery is selected, use the highest grade upholstery selected or to obtain a quote for blended grading contact Customer Service (please provide the fabrics specified and location of where each fabric is to be applied on the product).

MOISTURE BARRIER & CAL 133







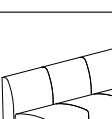
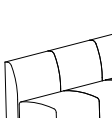

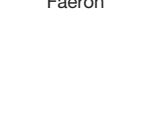


California Technical Bulletin 133 is a flammability test for seating. Krug offers a compliance method, in combination with non-flammable upholstery covers, that may enable products to meet certification requirements for this test. This process at the same time also provides the products with a Moisture Barrier - a treatment that helps to prevent the passage of liquids and moisture to inside of the upholstered components - thereby conferring sanitary and anti-infection benefits. So when CAL133 is specified, the product also automatically has a Moisture Barrier, and when a Moisture Barrier is specified, the product also features the compliance method and low flammability features of CAL 133. The application of this up-charge and the compliance method does not mean that the specific configuration of product and upholstery cover are tested and officially certified as being CAL133 compliant. If the official certification is required, Krug will provide this (through an independent certified testing laboratory) at a charge of \$917 per item, plus the cost of the product to be tested. Lead time for certification testing is typically 4-8 weeks.

REMOVABLE AND REPLACEABLE COVERS

Faeron Lounge Chairs are available with a Removable Seat & Back Covers. See [page 58](#) for upcharges.

Faeron Lounge Images | www.krug.ca


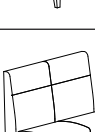


FAERON WOOD | ARMLESS LOUNGE

DESCRIPTION/MODEL	Species	COM		COL		FABRIC GRADES			LEATHER	
		1	2	3	4	5	6	7	8	9
	One-Seat, Armless Lounge, Standard Base									
	FAE3-AL1S Beech	2020	2103	2180	2339	2496	2656	2815	2971	3290
	One-Seat Plus, Armless Lounge, Standard Base									
	FAE3-ALB1S Beech	2096	2176	2255	2413	2571	2732	2890	3048	3366
	One-Seat, Armless Lounge, Full Wood Base									
	FAE3-AL1F Beech	2186	2264	2343	2502	2659	2818	2977	3135	3453
	One-Seat Plus, Armless Lounge, Full Wood Base									
	FAE3-ALB1F Beech	2261	2340	2419	2577	2736	2893	3053	3210	3529
	One-Seat Wide, Armless Lounge, Standard Base									
	FAE3-AL1+S Beech	2283	2391	2502	2716	2932	3145	3363	3578	4008
	One-Seat Wide Plus, Armless Lounge, Standard Base									
	FAE3-ALB1+S Beech	2367	2474	2583	2797	3013	3229	3444	3661	4089
	One-Seat Wide, Armless Lounge, Full Wood Base									
	FAE3-AL1+F Beech	2493	2602	2712	2926	3140	3356	3573	3787	4217
	One-Seat Wide Plus, Armless Lounge, Full Wood Base									
	FAE3-ALB1+F Beech	2577	2684	2791	3008	3222	3437	3654	3870	4297
	Two-Seat, Armless Lounge, Standard Base									
	FAE3-AL2S Beech	2863	2984	3102	3340	3578	3815	4053	4290	4765
	Two-Seat Plus, Armless Lounge, Standard Base									
	FAE3-ALB2S Beech	2982	3099	3217	3455	3692	3931	4169	4405	4882
	Two-Seat, Armless Lounge, Full Wood Base									
	FAE3-AL2F Beech	3159	3278	3397	3634	3872	4110	4348	4586	5061
	Two-Seat Plus, Armless Lounge, Full Wood Base									
	FAE3-ALB2F Beech	3273	3395	3513	3748	3987	4224	4462	4702	5176
	Three-Seat, Armless Lounge, Standard Base									
	FAE3-AL3S Beech	3796	3984	4176	4557	4937	5317	5696	6078	6837
	Three-Seat Plus, Armless Lounge, Standard Base									
	FAE3-ALB3S Beech	3988	4180	4370	4750	5131	5510	5891	6271	7031
	Three-Seat, Armless Lounge, Full Wood Base									
	FAE3-AL3F Beech	4184	4373	4564	4945	5324	5705	6083	6465	7227
	Three-Seat Plus, Armless Lounge, Full Wood Base									
	FAE3-ALB3F Beech	4378	4567	4758	5139	5519	5898	6280	6660	7420

PRODUCT CODE KEY

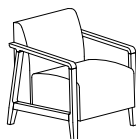
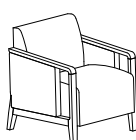
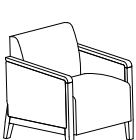
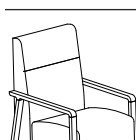
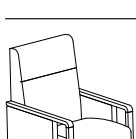
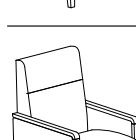
Line	Series	Chair Type	Size		Base
FAE	3-A	L	1	B1	S
Faeron	Lounge Seating	Lounge	One-Seat	One-Seat Plus	Standard Base
		H	1+	B1+	F
		High Back Lounge	One-Seat Wide	One-Seat Wide Plus	Full Wood Base
			2	B2	
			Two-Seat	Two-Seat Plus	
			3	B3	
			Three-Seat	Three-Seat Plus	

FAERON WOOD | ARMLESS HIGH BACK LOUNGE

DESCRIPTION/MODEL	Species	COM		COL		FABRIC GRADES			LEATHER	
		1	2	3	4	5	6	7	8	9
	One-Seat, Armless High back Lounge, Standard Base									
	FAE3-AH1S Beech	2271	2368	2464	2658	2852	3045	3239	3432	3819
	One-Seat Plus, Armless High back Lounge, Standard Base									
	FAE3-AHB1S Beech	2346	2444	2541	2735	2928	3120	3315	3509	3895
	One-Seat, Armless High back Lounge, Full Wood Base									
	FAE3-AH1F Beech	2434	2531	2629	2822	3014	3209	3403	3596	3983
	One-Seat Plus, Armless High back Lounge, Full Wood Base									
	FAE3-AHB1F Beech	2510	2608	2703	2898	3091	3286	3478	3671	4060
	One-Seat Wide, Armless High back Lounge, Standard Base									
	FAE3-AH1+S Beech	2552	2678	2803	3054	3304	3555	3806	4057	4558
	One-Seat Wide Plus, Armless High back Lounge, Standard Base									
	FAE3-AHB1+S Beech	2635	2761	2884	3135	3385	3636	3888	4139	4639
	One-Seat Wide, Armless High back Lounge, Full Wood Base									
	FAE3-AH1+F Beech	2762	2886	3012	3264	3514	3765	4015	4266	4767
	One-Seat Wide Plus, Armless High back Lounge, Full Wood Base									
	FAE3-AHB1+F Beech	2845	2969	3095	3344	3595	3846	4097	4348	4847
	Two-Seat, Armless High back Lounge, Standard Base									
	FAE3-AH2S Beech	3052	3187	3323	3596	3870	4142	4416	4686	5233
	Two-Seat Plus, Armless High back Lounge, Standard Base									
	FAE3-AHB2S Beech	3165	3303	3439	3712	3984	4259	4531	4802	5347
	Two-Seat, Armless High back Lounge, Full Wood Base									
	FAE3-AH2F Beech	3345	3483	3619	3892	4164	4437	4709	4981	5528
	Two-Seat Plus, Armless High back Lounge, Full Wood Base									
	FAE3-AHB2F Beech	3461	3598	3735	4007	4281	4554	4826	5097	5642
	Three-Seat, Armless High back Lounge, Standard Base									
	FAE3-AH3S Beech	4055	4281	4505	4956	5407	5857	6308	6759	7659
	Three-Seat Plus, Armless High back Lounge, Standard Base									
	FAE3-AHB3S Beech	4248	4474	4698	5150	5602	6052	6501	6954	7855
	Three-Seat, Armless High back Lounge, Full Wood Base									
	FAE3-AH3F Beech	4443	4667	4893	5344	5794	6245	6696	7147	8046
	Three-Seat Plus, Armless High back Lounge, Full Wood Base									
	FAE3-AHB3F Beech	4637	4862	5087	5538	5990	6439	6889	7340	8240

PRODUCT CODE KEY					
Line	Series	Chair Type	Size		Base
FAE	3-A	L	1	B1	S
Faeron	Armless Lounge Seating	Lounge	One-Seat	One-Seat Plus	Standard Base
		H	1+	B1+	F
		High Back Lounge	One-Seat Wide	One-Seat Wide Plus	Full Wood Base
			2	B2	
			Two-Seat	Two-Seat Plus	
			3	B3	
			Three-Seat	Three-Seat Plus	

FAERON WOOD | LOUNGE & HIGH BACK LOUNGE

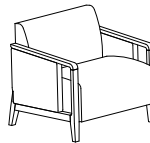
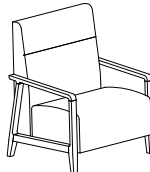
DESCRIPTION/MODEL	Species	COM 1	2	COL 3	4	FABRIC GRADES		6	7	LEATHER 8	9
	One-Seat, Wood Arm Lounge, Open Arm FAE3-WL1ONC	Beech	2134	2214	2294	2451	2610	2768	2927	3084	3403
	One-Seat Plus, Wood Arm Lounge, Open Arm FAE3-WL1BONC	Beech	2211	2291	2368	2527	2685	2845	3003	3161	3478
	One-Seat Wood Arm Lounge, Semi Closed Arm FAE3-WL1SNC	Beech	2724	2844	2959	3193	3429	3663	3896	4131	4600
	One-Seat Plus Wood Arm Lounge, Semi Closed Arm FAE3-WL1BSNC	Beech	2802	2919	3036	3269	3505	3739	3974	4207	4677
	One-Seat Wood Arm Lounge, Closed Arm FAE3-WL1CNC	Beech	2746	2864	2983	3216	3452	3685	3919	4154	4623
	One-Seat Plus Wood Arm Lounge, Closed Arm FAE3-WL1BCNC	Beech	2823	2940	3057	3292	3528	3761	3995	4230	4698
	One-Seat Wood Arm High Back Lounge, Open Arm FAE3-WH1ONC	Beech	2385	2481	2579	2772	2965	3160	3353	3546	3934
	One-Seat Plus Wood Arm High Back Lounge, Open Arm FAE3-WH1BONC	Beech	2461	2557	2655	2848	3040	3236	3429	3622	4009
	One-Seat Wood Arm High Back Lounge, Semi Closed Arm FAE3-WH1SNC	Beech	2973	3111	3244	3514	3785	4053	4322	4592	5132
	One-Seat Plus Wood Arm High Back Lounge, Semi Closed Arm FAE3-WH1BSNC	Beech	3052	3186	3320	3589	3859	4129	4398	4668	5209
	One-Seat Wood Arm High Back Lounge, Closed Arm FAE3-WH1CNC	Beech	2996	3133	3266	3536	3806	4074	4345	4615	5154
	One-Seat Plus Wood Arm High Back Lounge, Closed Arm FAE3-WH1BCNC	Beech	3073	3208	3342	3610	3881	4152	4421	4691	5231

ORDERING NOTES: Faeron chairs can be specified with Urethane Arm Caps (UC), Solid Surface Arm Caps (SC) or Solid Surface Arm (SA), replace “NC” in the model number with the **Arm Style** selection below and add the upcharge listed on [Page 58](#). See [page 98](#) for color selection.

PRODUCT CODE KEY

Line	Series	Chair Type	Size		Arm Style	Arm Cap
<div>FAE</div> Faeron	<div>3-W</div> Wood Arm Lounge Seating	<div>L</div> Lounge	<div>1</div> One-Seat	<div>B1</div> One-Seat Plus	<div>O</div> Open Arm	<div>NC</div> No Cap
		<div>H</div> High Back Lounge	<div>1+</div> One-Seat Wide	<div>B1+</div> One-Seat Wide Plus	<div>S</div> Semi Closed Arm	<div>UC</div> Urethane Cap
			<div>2</div> Two-Seat	<div>B2</div> Two-Seat Plus	<div>C</div> Closed Arm	<div>SC</div> Solid Surface Cap
			<div>3</div> Three-Seat	<div>B3</div> Three-Seat Plus		<div>SA</div> Solid Surface Arm

FAERON WOOD | LOUNGE & HIGH BACK LOUNGE

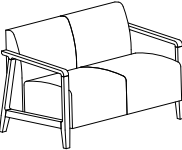
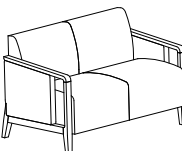
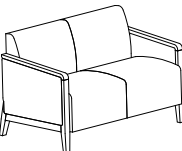
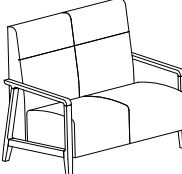
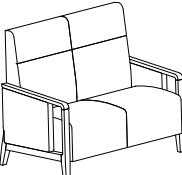
DESCRIPTION/MODEL		Species	COM 1	2	COL 3	4	FABRIC GRADES 5		6	7	LEATHER 8	9
	One-Seat Wide Wood Arm Lounge, Open Wood Arm FAE3-WL1+ONC	Beech	2345	2452	2560	2774	2991	3207	3423	3638	4067	
	One-Seat Wide Plus Wood Arm Lounge, Open Arm FAE3-WLB1+ONC	Beech	2427	2533	2640	2858	3073	3289	3505	3718	4152	
	One-Seat Wide Wood Arm Lounge, Semi Closed Arm FAE3-WL1+SNC	Beech	2935	3081	3224	3517	3810	4102	4393	4684	5267	
	One-Seat Wide Plus Wood Arm Lounge, Semi Closed Arm FAE3-WLB1+SNC	Beech	3015	3162	3308	3599	3892	4183	4474	4765	5347	
	One-Seat Wide Wood Arm Lounge, Closed Arm FAE3-WL1+CNC	Beech	2957	3103	3247	3539	3830	4124	4415	4707	5288	
	One-Seat Wide Plus Wood Arm Lounge, Closed Arm FAE3-WLB1+CNC	Beech	3038	3185	3330	3621	3914	4205	4498	4788	5369	
	One-Seat Wide Wood Arm High Back Lounge, Open Arm FAE3-WH1+ONC	Beech	2612	2739	2863	3114	3364	3614	3866	4116	4617	
	One-Seat Wide Plus Wood Arm High Back Lounge, Open Arm FAE3-WHB1+ONC	Beech	2694	2819	2944	3194	3446	3697	3949	4197	4698	
	One-Seat Wide, Wood Arm High Back Lounge, Semi Closed Arm FAE3-WH1+SNC	Beech	3203	3366	3530	3855	4183	4509	4837	5162	5814	
	One-Seat Wide Plus Wood Arm High Back Lounge, Semi Closed Arm FAE3-WHB1+SNC	Beech	3285	3448	3609	3936	4264	4590	4918	5243	5897	
	One-Seat Wide Wood Arm High Back Lounge, Closed Arm FAE3-WH1+CNC	Beech	3223	3386	3552	3877	4205	4531	4859	5185	5838	
	One-Seat Wide Plus Wood Arm High Back Lounge, Closed Arm FAE3-WHB1+CNC	Beech	3305	3470	3633	3959	4287	4613	4942	5267	5919	

ORDERING NOTES: Faeron chairs can be specified with Urethane Arm Caps (UC), Solid Surface Arm Caps (SC) or Solid Surface Arm (SA), replace “NC” in the model number with the **Arm Style** selection below and add the upcharge listed on [Page 58](#). See [page 98](#) for color selection.

PRODUCT CODE KEY

Line	Series	Chair Type	Size		Arm Style	Arm Cap
<div>FAE</div> Faeron	<div>3-W</div> Wood Arm Lounge Seating	<div>L</div> Lounge	<div>1</div> One-Seat	<div>B1</div> One-Seat Plus	<div>O</div> Open Arm	<div>NC</div> No Cap
		<div>H</div> High Back Lounge	<div>1+</div> One-Seat Wide	<div>B1+</div> One-Seat Wide Plus	<div>S</div> Semi Closed Arm	<div>UC</div> Urethane Cap
			<div>2</div> Two-Seat	<div>B2</div> Two-Seat Plus	<div>C</div> Closed Arm	<div>SC</div> Solid Surface Cap
			<div>3</div> Three-Seat	<div>B3</div> Three-Seat Plus		<div>SA</div> Solid Surface Arm

FAERON WOOD | LOUNGE & HIGH BACK LOUNGE

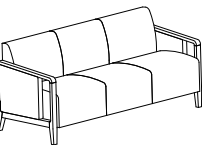
DESCRIPTION/MODEL		Species	COM 1	2	COL 3	4	FABRIC GRADES 5		6	7	LEATHER 8	9
	Two-Seat Wood Arm Lounge, Open Arm FAE3-WL2ONC	Beech	2955	3073	3190	3430	3666	3906	4142	4379	4856	
	Two-Seat Plus Wood Arm Lounge, Open Arm FAE3-WLB2ONC	Beech	3042	3161	3280	3517	3757	3994	4231	4469	4945	
	Two-Seat Wood Arm Lounge, Semi Closed Arm FAE3-WL2SNC	Beech	3543	3701	3858	4171	4485	4798	5112	5425	6054	
	Two-Seat Plus Wood Arm Lounge, Semi Closed Arm FAE3-WLB2SNC	Beech	3633	3789	3948	4261	4573	4888	5201	5516	6141	
	Two-Seat Wood Arm Lounge, Closed Arm FAE3-WL2CNC	Beech	3565	3723	3880	4193	4507	4819	5135	5449	6077	
	Two-Seat Plus Wood Arm Lounge, Closed Arm FAE3-WLB2CNC	Beech	3655	3812	3969	4284	4595	4911	5221	5537	6164	
	Two-Seat Wood Arm High Back Lounge, Open arm FAE3-WH2ONC	Beech	3140	3277	3412	3686	3959	4233	4505	4778	5323	
	Two-Seat Plus Wood Arm High back Lounge, Open arm FAE3-WHB2ONC	Beech	3231	3367	3501	3773	4047	4319	4592	4866	5412	
	Two-Seat Wood Arm High Back Lounge, Semi Closed Arm FAE3-WH2SNC	Beech	3731	3906	4080	4427	4778	5127	5474	5824	6521	
	Two-Seat Plus Wood Arm High Back Lounge, Semi Closed Arm FAE3-WHB2SNC	Beech	3819	3994	4169	4517	4866	5215	5562	5913	6610	
	Two-Seat Wood Arm High Back Lounge, Closed Arm FAE3-WH2CNC	Beech	3753	3929	4102	4452	4799	5149	5497	5846	6543	
	Two-Seat Plus Wood Arm High Back Lounge, Closed Arm FAE3-WHB2CNC	Beech	3843	4015	4190	4539	4888	5236	5586	5935	6632	

ORDERING NOTES: Faeron chairs can be specified with Urethane Arm Caps (UC), Solid Surface Arm Caps (SC) or Solid Surface Arm (SA), replace "NC" in the model number with the **Arm Style** selection below and add the upcharge listed on [Page 58](#). See [page 98](#) for color selection.

PRODUCT CODE KEY

Line	Series	Chair Type	Size		Arm Style	Arm Cap
FAE Faeron	3-W Wood Arm Lounge Seating	L Lounge	1 One-Seat	B1 One-Seat Plus	O Open Arm	NC No Cap
		H High Back Lounge	1+ One-Seat Wide	B1+ One-Seat Wide Plus	S Semi Closed Arm	UC Urethane Cap
			2 Two-Seat	B2 Two-Seat Plus	C Closed Arm	SC Solid Surface Cap
			3 Three-Seat	B3 Three-Seat Plus		SA Solid Surface Arm

FAERON WOOD | LOUNGE & HIGH BACK LOUNGE

DESCRIPTION/MODEL	Species	COM		COL	FABRIC GRADES			LEATHER		
		1	2		4	5	6	7	8	9
	Three-Seat Wood Arm Lounge, Open Arm									
	FAE3-WL3ONC Beech	3797	3985	4177	4558	4939	5318	5698	6079	6839
	Three-Seat Plus Wood Arm Lounge, Open Arm									
	FAE3-WLB3ONC Beech	3953	4142	4334	4712	5093	5472	5853	6233	6995
	Three-Seat Wood Arm Lounge, Semi Closed Arm									
	FAE3-WL3SNC Beech	4389	4615	4843	5300	5757	6212	6668	7125	8038
	Three-Seat Plus Wood Arm Lounge, Semi Closed Arm									
	FAE3-WLB3SNC Beech	4542	4771	4998	5454	5912	6366	6822	7281	8193
	Three-Seat Wood Arm Lounge, Closed Arm									
	FAE3-WL3CNC Beech	4410	4637	4866	5322	5780	6235	6690	7148	8059
	Three-Seat Plus Wood Arm Lounge, Closed Arm									
	FAE3-WLB3CNC Beech	4564	4793	5021	5477	5933	6389	6846	7302	8213
	Three-Seat Wood Arm High Back Lounge, Open Arm									
	FAE3-WH3ONC Beech	4057	4282	4506	4957	5408	5859	6310	6760	7660
	Three-Seat Plus Wood Arm High Back Lounge, Open Arm									
	FAE3-WHB3ONC Beech	4212	4436	4663	5111	5561	6014	6464	6914	7816
	Three-Seat Wood Arm High Back Lounge, Semi Closed Arm									
	FAE3-WH3SNC Beech	4645	4908	5171	5698	6227	6753	7281	7807	8859
	Three-Seat Plus Wood Arm High Back Lounge, Semi Closed Arm									
	FAE3-WHB3SNC Beech	4801	5064	5328	5854	6381	6909	7435	7961	9014
	Three-Seat Wood Arm High Back Lounge, Closed Arm									
	FAE3-WH3CNC Beech	4667	4930	5194	5721	6247	6775	7302	7829	8881
	Three-Seat Plus Wood Arm High Back Lounge, Closed Arm									
	FAE3-WHB3CNC Beech	4822	5086	5349	5876	6403	6930	7457	7984	9037

ORDERING NOTES: Faeron chairs can be specified with Urethane Arm Caps (UC), Solid Surface Arm Caps (SC) or Solid Surface Arm (SA), replace “NC” in the model number with the **Arm Style** selection below and add the upcharge listed on **Page 58**. See **page 98** for color selection.

PRODUCT CODE KEY

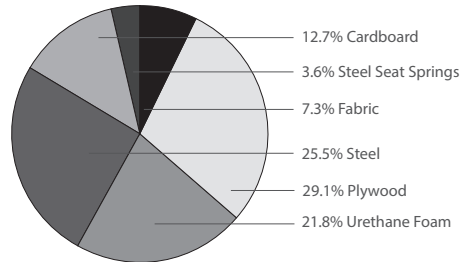
Line	Series	Chair Type	Size	Arm Style	Arm Cap
FAE Faeron	3-W Wood Arm Lounge Seating	L Lounge	1 One-Seat	O Open Arm	NC No Cap
		H High Back Lounge	1+ One-Seat Wide	B1+ One-Seat Wide Plus	S Semi Closed Arm
			2 Two-Seat	B2 Two-Seat Plus	UC Urethane Cap
			3 Three-Seat	B3 Three-Seat Plus	SC Solid Surface Cap
				C Closed Arm	SA Solid Surface Arm

FAERON METAL LOUNGE | ENVIRONMENTAL SUMMARY

LEED CI CREDITS



MATERIAL CONTENT:



PRE-CONSUMER
RECYCLED CONTENT = 7.27%

POST-CONSUMER
RECYCLED CONTENT = 17.97%

Up to 38.18% of this Faeron product is
recyclable at the end of its useful life.

CONTRIBUTES TO

CREDIT 2.1 - 2.2	Construction Waste Management	1-2 point(s)
CREDIT 3.3	Resource Reuse	1 point
CREDIT 4.1	Recycled Content	1 point
CREDIT 4.2	Recycled Content	1 point
CREDIT 4.5	Low Emitting Materials, Systems & Seating	1 point
CREDIT 5.1	Regional Materials*	1 point
CREDIT 7	Certified Wood (MUST BE REQUESTED)	1 point(s)

*This credit is only applicable if in total 20% of the combined value of the procurement of construction materials and in the furniture are manufactured within a radius of 500 miles. This credit will apply if the installation of the finished product occurs within 500 miles of Kitchener, Ontario.

level® CERTIFICATION, AIR EMISSIONS AND FSC® CERTIFICATION



level® CERTIFICATION

BIFMA's e3 Furniture Sustainability Standard is a voluntary, multi-attribute standard that measures the degree of sustainability of furniture. This standard evaluates product and company environmental attributes and compliance systems in a wide range of elements which include Materials, Energy & Atmosphere, Human & Ecosystem Health and Social Responsibility. Faeron products have earned level®, BIFMA's sustainability certification program for furniture, certification through third-party verification against the e3 standard.

AIR-EMISSIONS

All Faeron products are supplied with air-emissions certified. Contact customer service for information.



FSC®

In 2005, Krug received Forest Stewardship Council® (FSC®) Chain-of-Custody certification for our manufacturing facilities. The FSC® Chain-of-Custody tracks certified wood from seedling to final sale. It verifies that the material for our FSC® certified products only come from well-managed, FSC®-certified forests and other controlled sources. FSC® is dedicated to the promotion of responsible forest management worldwide helping to take care of forests for future generations. Faeron and other Krug products can be specified with FSC® Certification. Contact customer service for further information, pricing and lead times.



Architects, designers, and building professionals can specify FSC®-certified products in order to achieve a point from the U.S. Green Building Council's Leadership in Energy and Environmental Design (LEED) Rating System.

FAERON METAL LOUNGE | DIMENSIONS & COM

DIMENSIONS & COM REQUIREMENTS

	Overall Width	Overall Depth	Overall Height	Seat Height	Height of Arms from Floor	Width Between Arms	Seat Depth	Shipping Weight	Cube	COM Yardage Entire Unit	COM Yardage Seat Only	COM Yardage Back Only	COM Yardage Arm Only
One-seat - metal arm													
lounge	27	28.5	31.5	17.8	24	23	21	67	20	4.2	1.3	1.7	1.2
high back	27	28.5	41.5	17.8	24	23	21	71	24	4.8	1.3	2.3	1.2
One-seat - armless													
lounge	23	28.5	31.5	17.8	-	-	21	52	20	3	1.3	1.7	-
high back	23	28.5	41.5	17.8	-	-	21	55	24	3.6	1.3	2.3	-
One-seat - upholstered arm													
lounge	28	28.5	31.5	17.8	24	23	21	75	20	5.9	1.3	1.7	2.9
high back	28	28.5	41.5	17.8	24	23	21	79	24	6.5	1.3	2.3	2.9
wingback	32	28.5	42.5	17.8	24	23	21	84	27	7.5	1.3	3.3	2.9
One-seat wide - metal arm													
lounge	34	28.5	31.5	17.8	24	30	21	66	23	4.4	1.5	1.7	1.2
high back	34	28.5	41.5	17.8	24	30	21	80	27	5	1.5	2.3	1.2
One-seat wide - armless													
lounge	30	28.5	31.5	17.8	-	-	21	61	23	3.2	1.5	1.7	-
high back	30	28.5	41.5	17.8	-	-	21	65	27	3.8	1.5	2.3	-
One-seat wide - upholstered arm													
lounge	35	28.5	31.5	17.8	24	30	21	84	23	6.1	1.5	1.7	2.9
high back	35	28.5	41.5	17.8	24	30	21	88	27	6.7	1.5	2.3	2.9
wingback	39	28.5	42.5	17.8	24	30	21	93	30	7.5	1.3	3.3	2.9
Two-seat - metal arm													
lounge	50	28.5	31.5	17.8	24	46	21	100	36	5.5	1.7	2.6	1.2
high back	50	28.5	41.5	17.8	24	46	21	107	43	6.4	1.7	3.5	1.2
Two-seat - armless													
lounge	46	28.5	31.5	17.8	-	-	21	87	36	4.3	1.7	2.6	-
high back	46	28.5	41.5	17.8	-	-	21	94	43	5.2	1.7	3.5	-
Two-seat - upholstered arm													
lounge	51	28.5	31.5	17.8	24	46	21	108	36	7.2	1.7	2.6	2.9
high back	51	28.5	41.5	17.8	24	46	21	115	43	8.1	1.7	3.5	2.9
wingback	55	28.5	42.5	17.8	24	46	21	120	46	9.1	1.7	4.5	2.9
Three-seat - metal arm													
lounge	73	28.5	31.5	17.8	24	69	21	142	52	7.1	2.5	3.4	1.2
high back	73	28.5	41.5	17.8	24	69	21	149	61	8.4	2.5	4.7	1.2
Three-seat - armless													
lounge	69	28.5	31.5	17.8	-	-	21	122	52	5.9	2.5	3.4	-
high back	69	28.5	41.5	17.8	-	-	21	129	61	7.2	2.5	4.7	-
Three-seat - upholstered arm													
lounge	74	28.5	31.5	17.8	24	69	21	140	52	8.8	2.5	3.4	2.9
high back	74	28.5	41.5	17.8	24	69	21	147	61	10.1	2.5	4.7	2.9
wingback	78	28.5	42.5	17.8	24	69	21	145	64	10.3	1.7	5.7	2.9

ORDERING NOTES:

CONTRASTING BACKS, SEATS & CLOSED ARMS

COMBINATION UPHOLSTERY OPTION When combination upholstery is specified with fabric of the same grade or COM, an upcharge for dual fabrics is **\$33 list** per unit and **\$64 list** per unit for three fabrics will be applied. When graded in combination upholstery is selected, use the highest grade upholstery selected or to obtain a quote for blended grading contact Customer Service (please provide the fabrics specified and location of where each fabric is to be applied on the product). Note: Some vinyls, leathers & upholsteries are not suitable for application on Faeron seating. Please refer to **page 95** for C.O.M approval process.

WEIGHT CAPACITIES

Faeron weight capacities are as follows:

One -Seat - 500 lbs
 One -Seat - Plus - 750 lbs
 One-seat Wide - 500 lbs
 One-seat Wide Plus - 750 lbs
 Two- Seat - 625 lbs
 Two- Seat Plus- 975 lbs
 Three - Seat - 850 lbs
 Three - Seat Plus- 1200 lbs

Faeron Option Upcharges	\$ List		\$ List
CAL 133 & Moisture Barrier (per yard)	64	Beech Wood Arm (per pair)	126
One-Seat Removable Back Cover (per back)	152	Solid Surface Arm (per pair) - Gr A White	677
One-Seat wide Removable Back Cover (per back)	228	Solid Surface Arm (per pair) - Gr A Color	708
Two-Seat Removable Back Cover (per back)	302	Solid Surface Arm (per pair) - Gr B	768
Three-Seat Removable Back Cover (per back)	453	Solid Surface Arm (per pair) - Gr C	810
One-Seat Removable Seat Cover (per seat)	152	See page 631 for color selection.	
One-Seat wide Removable Seat Cover (per seat)	228		
Two-Seat Removable Seat Cover (per seat)	302		
Three-Seat Removable Seat Cover (per seat)	453		
Non-Marring Glides	16		

FAERON METAL LOUNGE | FEATURES & OPTIONS



POLYMER ARM

Faeron arms are durable, comfortable, and long lasting. They are made with injected polymer that is a solid color throughout the arm and are available in three color options: Black, Grey and Taupe.




SOLID SURFACE ARM

The optional Solid Surface Arm provides a fully seamless armrest for enhanced durability, protection and cleanability. It is available in 8 standard Corian colors, and custom colors (at an upcharge). Arms are replaceable as a full side frame if they become damaged or degraded.



ARMLESS

Faeron Armless Lounge seating features a metal base available in 2 finish selections; Silver Metallic or Brushed Nickel.



COMBINATION UPHOLSTERY OPTION

When combination upholstery is specified with fabric of the same grade or COM, an upcharge for dual fabrics is **\$33 list** per unit and **\$64 list** per unit for three fabrics will be applied. When graded in combination upholstery is selected, use the highest grade upholstery selected or to obtain a quote for blended grading contact Customer Service (please provide the fabrics specified and location of where each fabric is to be applied on the product).



ARM PANELS

Arm Panels are available on Faeron Metal Lounge seating in semi closed and fully closed styles for optimum design flexibility.



METAL ARM FRAME

Faeron Metal Lounge chairs are available in Silver Metallic and Brushed Nickel featuring Polymer Arm. Can be specified with optional Solid Surface or Beech wood.



LOUNGE WALL SAVER

Faeron Lounge models include a wall saver feature in which the angle of the back and the rear legs are designed to keep the back away from the wall, to prevent wear and damage to both the chair and the wall. Not included for Faeron High Back Lounge or Faeron Wingback Lounge due to back height.



CLEAN OUT

All Faeron Lounge seating has a built-in clean out feature: a space at the back of the seat that allows dirt, debris and liquid to fall to the floor for easy clean up and maintenance - designed so that it does not detract from the comfort or appearance of the product.



OPTIONS

WOOD ARM

Wood arms are solid Beech and available in standard and custom finishes. Krug's wood finish is a proprietary high-durability formulation that has been shown to be an industry leader in abrasion resistance. Arms can be replaced if they do become damaged or degraded.

METAL FINISH OPTIONS

Silver Metallic frames are available with an anti-microbial finish for an upcharge of **\$64 list** per arm frame pair or table. Additional Frame Finishes, which include anti-microbial finish, are available for an upcharge of **\$64 list** per per arm frame pair or table. Available colors are: White, Parchment, Sand, Taupe, Warm Grey, Cool Grey or Black. For all metal finishes other than Silver Metallic Standard, there is a minimum order quantity of 30 units per color. Upcharges for order quantities less than 30 units per color or custom metal finishes, please contact Customer Service to obtain a quote.









MOISTURE BARRIER & CAL 133

California Technical Bulletin 133 is a flammability test for seating. Krug offers a compliance method, in combination with non-flammable upholstery covers, that may enable products to meet certification requirements for this test. This process at the same time also provides the products with a Moisture Barrier - a treatment that helps to prevent the passage of liquids and moisture to inside of the upholstered components - thereby conferring sanitary and anti-infection benefits. So when CAL133 is specified, the product also automatically has a Moisture Barrier, and when a Moisture Barrier is specified, the product also features the compliance method and low flammability features of CAL 133. The application of this up-charge and the compliance method does not mean that the specific configuration of product and upholstery cover are tested and officially certified as being CAL133 compliant. If the official certification is required, Krug will provide this (through an independent certified testing laboratory) at a charge of \$917 per item, plus the cost of the product to be tested. Lead time for certification testing is typically 4-8 weeks.

REMOVABLE AND REPLACEABLE COVERS





Faeron Lounge Chairs are available with a Removable Seat & Back Covers. See **page 67** for upcharges.

FAERON METAL | ARMLESS LOUNGE

DESCRIPTION/MODEL		COM	COL		FABRIC GRADES		LEATHER			
		1	2	3	4	5	6	7	8	9
	One-Seat, Armless, with Silver Metallic Metal Base									
	FAE3-MAL1S	1815	1891	1966	2116	2266	2418	2532	2719	3022
	One-Seat Plus, Armless, with Silver Metallic Metal Base									
	FAE3-MALB1S	1886	1964	2039	2189	2340	2491	2606	2791	3095
	One-Seat, Armless, with Brushed Nickel Metal Base									
	FAE3-MAL1N	1967	2043	2118	2268	2419	2570	2684	2872	3175
	One-Seat Plus, Armless, with Brushed Nickel Metal Base									
	FAE3-MALB1N	2040	2116	2191	2341	2492	2642	2758	2944	3247
	One-Seat Wide, Armless, with Silver Metallic Metal Base									
	FAE3-MAL1+S	2064	2167	2271	2476	2681	2886	3091	3295	3708
	One-Seat Wide Plus, Armless, with Silver Metallic Metal Base									
	FAE3-MALB1+S	2144	2244	2347	2553	2760	2965	3167	3374	3785
	One-Seat Wide, Armless, with Brushed Nickel Metal Base									
	FAE3-MAL1+N	2217	2319	2422	2629	2833	3038	3244	3448	3860
	One-Seat Wide Plus, Armless, with Brushed Nickel Metal Base									
	FAE3-MALB1+N	2296	2398	2502	2705	2912	3117	3321	3529	3937
	Two-Seat, Armless, with Silver Metallic Metal Base									
	FAE3-MAL2S	2615	2731	2844	3070	3295	3521	3748	3975	4427
	Two-Seat Plus, Armless, with Silver Metallic Metal Base									
	FAE3-MALB2S	2728	2840	2954	3180	3406	3633	3860	4085	4539
	Two-Seat, Armless, with Brushed Nickel Metal Base									
	FAE3-MAL2N	2768	2883	2995	3222	3448	3673	3902	4128	4580
	Two-Seat Plus, Armless, with Brushed Nickel Metal Base									
	FAE3-MALB2N	2881	2993	3105	3333	3559	3785	4013	4237	4691
	Three-Seat, Armless, with Silver Metallic Metal Base									
	FAE3-MAL3S	3505	3685	3866	4229	4591	4952	5316	5678	6400
	Three-Seat Plus, Armless, with Silver Metallic Metal Base									
	FAE3-MALB3S	3688	3870	4051	4414	4777	5138	5499	5863	6586
	Three-Seat, Armless, with Brushed Nickel Metal Base									
	FAE3-MAL3N	3877	4058	4238	4602	4964	5324	5688	6050	6773
	Three-Seat Plus, Armless, with Brushed Nickel Metal Base									
	FAE3-MALB3N	4061	4243	4423	4786	5149	5510	5872	6235	6959

PRODUCT CODE KEY					
Line	Series	Chair Type	Size		Base
<div>FAE</div> Faeron	<div>3-MA</div> Metal Lounge Seating	<div>L</div> Lounge	<div>1</div> One-Seat	<div>B1</div> One-Seat Plus	<div>S</div> Silver Metallic Base
		<div>H</div> High Back Lounge	<div>1+</div> One-Seat Wide	<div>B1+</div> One-Seat Wide Plus	<div>N</div> Brushed Nickel
			<div>2</div> Two-Seat	<div>B2</div> Two-Seat Plus	
			<div>3</div> Three-Seat	<div>B3</div> Three-Seat Plus	

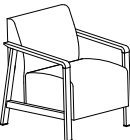
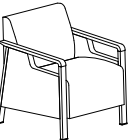
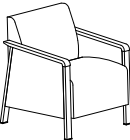
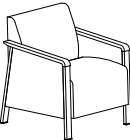
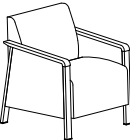
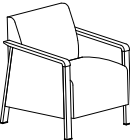
FAERON METAL | ARMLESS HIGH BACK LOUNGE

DESCRIPTION/MODEL	Species	COM 1	2	COL 3	4	FABRIC GRADES 5 6		7	LEATHER 8	9
	One-Seat, Armless, High back, with Silver Metallic Metal Base FAE3-MAH1S	2053	2145	2237	2420	2607	2789	2973	3159	3529
	One-Seat Plus, Armless, High back, with Silver Metallic Metal Base FAE3-MAHB1S	2124	2217	2310	2493	2679	2862	3047	3231	3599
	One-Seat, Armless, High back, with Brushed Nickel Metal Base FAE3-MAH1N	2206	2297	2389	2572	2759	2942	3127	3311	3680
	One-Seat Plus, Armless, High, with Brushed Nickel Metal Base FAE3-MAHB1N	2278	2369	2462	2646	2831	3014	3200	3384	3753
	One-Seat Wide, Armless, High back, with Silver Metallic Metal Base FAE3-MAH1+S	2319	2440	2559	2797	3036	3274	3515	3753	4230
	One-Seat Wide Plus, Armless, High back, with Silver Metallic Metal Base FAE3-MAHB1+S	2398	2518	2637	2874	3114	3353	3591	3831	4309
	One-Seat Wide, Armless, High back, with Brushed Nickel Metal Base FAE3-MAH1+N	2472	2592	2712	2949	3188	3428	3667	3906	4382
	One-Seat Wide Plus, Armless, High back, with Brushed Nickel Metal Base FAE3-MAHB1+N	2551	2671	2789	3028	3266	3505	3743	3983	4461
	Two-Seat, Armless, High back, with Silver Metallic Metal Base FAE3-MAH2S	2797	2924	3055	3314	3575	3834	4095	4353	4873
	Two-Seat Plus, Armless, High back, with Silver Metallic Metal Base FAE3-MAHB2S	2905	3035	3164	3425	3685	3944	4205	4464	4983
	Two-Seat, Armless, High back, with Brushed Nickel Metal Base FAE3-MAH2N	2949	3077	3207	3468	3728	3987	4247	4505	5024
	Two-Seat Plus, Armless, High back, with Brushed Nickel Metal Base FAE3-MAHB2N	3057	3187	3316	3578	3837	4097	4357	4616	5135
	Three-Seat, Armless, High back, with Silver Metallic Metal Base FAE3-MAH3S	3752	3965	4180	4609	5038	5468	5896	6328	7184
	Three-Seat Plus, Armless, High back with Silver Metallic Metal Base FAE3-MAHB3S	3936	4152	4365	4794	5223	5653	6081	6512	7369
	Three-Seat, Armless, High back, with Brushed Nickel Metal Base FAE3-MAH3N	4124	4338	4553	4981	5411	5840	6269	6699	7556
	Three-Seat Plus, Armless, High back with Brushed Nickel Metal Base FAE3-MAHB3N	4309	4524	4737	5167	5596	6024	6454	6884	7742

PRODUCT CODE KEY

Line	Series	Chair Type	Size		Base
FAE Faeron	3-MA Metal Lounge Seating	L Lounge	1 One-Seat	B1 One-Seat Plus	S Silver Metallic Base
		H High Back Lounge	1+ One-Seat Wide	B1+ One-Seat Wide Plus	N Brushed Nickel
			2 Two-Seat	B2 Two-Seat Plus	
			3 Three-Seat	B3 Three-Seat Plus	

FAERON METAL | LOUNGE

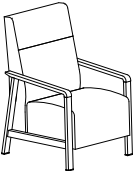
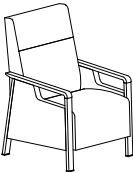

DESCRIPTION/MODEL		COM		COL	FABRIC GRADES			LEATHER		
		1	2	3	4	5	6	7	8	9
	One-Seat, with Open Arm, Silver Metallic									
	F AE3-ML1OPAS	1966	2042	2117	2266	2418	2569	2720	2870	3173
	One-Seat Plus, with Open Arm, Silver Metallic									
	F AE3-MLB1OPAS	2039	2114	2189	2340	2491	2641	2791	2943	3246
	One-Seat, with Open Arm, Brushed Nickel									
	F AE3-ML1OPAN	2762	2838	2913	3062	3215	3366	3517	3667	3970
	One-Seat Plus, with Open Arm, Brushed Nickel									
	F AE3-MLB1OPAN	2835	2911	2985	3136	3287	3439	3588	3740	4042
	One-Seat, with Semi Closed Arm, Silver Metallic									
	F AE3-ML1SPAS	2560	2671	2780	2979	3185	3384	3589	3809	4180
	One-Seat Plus, with Semi Closed Arm, Silver Metallic									
	F AE3-MLB1SPAS	2632	2743	2851	3052	3257	3456	3662	3881	4252
	One-Seat, with Semi Closed Arm, Brushed Nickel									
	F AE3-ML1SPAN	3356	3468	3577	3774	3981	4180	4385	4605	4977
	One-Seat Plus, with Semi Closed Arm, Brushed Nickel									
	F AE3-MLB1SPAN	3429	3539	3647	3847	4054	4252	4458	4678	5049
	One-Seat, with Closed Arm, Silver Metallic									
	F AE3-ML1CPAS	2581	2692	2802	2999	3206	3405	3610	3830	4202
	One-Seat Plus, with Closed Arm, Silver Metallic									
	F AE3-MLB1CPAS	2654	2764	2872	3072	3279	3477	3683	3903	4273
	One-Seat, with Closed Arm, Brushed Nickel									
	F AE3-ML1CPAN	3378	3489	3597	3796	4003	4202	4407	4626	4996
	One-Seat Plus, with Closed Arm, Brushed Nickel									
	F AE3-MLB1CPAN	3449	3561	3668	3869	4074	4273	4480	4698	5069

ORDERING NOTES: Faeron chairs can be specified with Solid Surface Arm (SA) or Wood Arm (WA), replace “PA” in the model number with the **Arm Style** selection below and add the upcharge listed on [Page 67](#). See [page 98](#) for color selection.

PRODUCT CODE KEY

Line	Series	Chair Type	Size		Arm Type	Arm Style	Frame
<div>F AE</div> Faeron	<div>3-M</div> Metal Lounge Seating	<div>L</div> Lounge	<div>1</div> One-Seat	<div>B1</div> One-Seat Plus	<div>O</div> Open Arm	<div>PA</div> Polymer Arm	<div>S</div> Silver Metallic
		<div>H</div> High Back Lounge	<div>1+</div> One-Seat Wide	<div>B1+</div> One-Seat Wide Plus	<div>S</div> Semi Closed Arm	<div>WA</div> Wood Arm	<div>N</div> Brushed Nickel
			<div>2</div> Two-Seat	<div>B2</div> Two-Seat Plus	<div>C</div> Closed Arm	<div>SA</div> Solid Surface Arm	
			<div>3</div> Three-Seat	<div>B3</div> Three-Seat Plus			

FAERON METAL | HIGH BACK LOUNGE

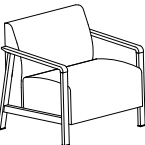
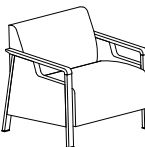
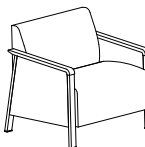
DESCRIPTION/MODEL	COM	2	COL	4	FABRIC GRADES				LEATHER	
	1				5	6	7	8	9	
	One-Seat, High back, with Open Arm, Silver Metallic FAE3-MH1OPAS	2206	2296	2388	2572	2758	2942	3126	3311	3680
	One-Seat Plus, High back, with Open Arm, Silver Metallic FAE3-MHB1OPAS	2278	2368	2461	2646	2830	3014	3198	3384	3753
	One-Seat, High back, with Open Arm, Brushed Nickel FAE3-MH1OPAN	3001	3092	3185	3369	3554	3739	3921	4108	4477
	One-Seat Plus, High back, with Open Arm, Brushed Nickel FAE3-MHB1OPAN	3073	3164	3257	3442	3626	3811	3995	4180	4548
	One-Seat, High back, with Semi Closed Arm, Silver Metallic FAE3-MH1SPAS	2798	2924	3052	3285	3522	3756	3995	4248	4686
	One-Seat Plus, High back, with Semi Closed Arm, Silver Metallic FAE3-MHB1SPAS	2870	2996	3122	3357	3596	3829	4067	4321	4758
	One-Seat, High back, with Semi Closed Arm, Brushed Nickel FAE3-MH1SPAN	3595	3721	3847	4082	4319	4553	4792	5045	5483
	One-Seat Plus, High back, with Semi Closed Arm, Brushed Nickel FAE3-MHB1SPAN	3667	3793	3919	4154	4393	4624	4863	5117	5556
	One-Seat, High back, with Closed Arm, Silver Metallic FAE3-MH1CPAS	2819	2946	3072	3307	3544	3777	4016	4269	4708
	One-Seat Plus, High back, with Closed Arm, Silver Metallic FAE3-MHB1PAS	2892	3017	3144	3379	3618	3849	4088	4341	4780
	One-Seat, High back, with Closed Arm, Brushed Nickel FAE3-MH1CPAN	3617	3742	3869	4103	4340	4573	4813	5066	5504
	One-Seat Plus, High back, with Closed Arm, Brushed Nickel FAE3-MHB1CPAN	3688	3815	3940	4174	4414	4646	4885	5139	5576

ORDERING NOTES: Faeron chairs can be specified with Solid Surface Arm (SA) or Wood Arm (WA), replace “PA” in the model number with the **Arm Style** selection below and add the upcharge listed on [page 67](#). See [page 98](#) for color selection.

PRODUCT CODE KEY

Line	Series	Chair Type	Size		Arm Type	Arm Style	Frame
FAE Faeron	3-M Metal Lounge Seating	L Lounge	1 One-Seat	B1 One-Seat Plus	O Open Arm	PA Polymer Arm	S Silver Metallic
		H High Back Lounge	1+ One-Seat Wide	B1+ One-Seat Wide Plus	S Semi Closed Arm	WA Wood Arm	N Brushed Nickel
			2 Two-Seat	B2 Two-Seat Plus	C Closed Arm	SA Solid Surface Arm	
			3 Three-Seat	B3 Three-Seat Plus			

FAERON METAL | LOUNGE

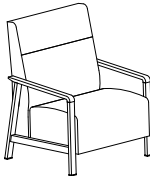
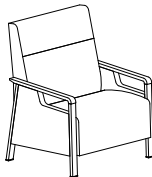

DESCRIPTION/MODEL		COM 1	2	COL 3	4	FABRIC GRADES 5		6	7	LEATHER 8	9
	One-Seat Wide, with Open Arm, Silver Metallic FAE3-ML1+OPAS	2167	2268	2370	2576	2783	2987	3192	3397	3807	
	One-Seat Wide Plus, with Open Arm, Silver Metallic FAE3-MLB1+OPAS	2242	2345	2448	2655	2860	3066	3270	3474	3887	
	One-Seat Wide, with Open Arm, Brushed Nickel FAE3-ML1+OPAN	2964	3066	3166	3371	3579	3784	3988	4193	4604	
	One-Seat Wide Plus, with Open Arm, Brushed Nickel FAE3-MLB1+OPAN	3039	3142	3245	3452	3656	3861	4067	4271	4683	
	One-Seat Wide, with Semi Closed Arm, Silver Metallic FAE3-ML1+SPAS	2761	2896	3033	3287	3547	3802	4061	4335	4814	
	One-Seat Wide Plus, with Semi Closed Arm, Silver Metallic FAE3-MLB1+SPAS	2837	2973	3112	3366	3626	3878	4140	4413	4891	
	One-Seat Wide, with Semi Closed Arm, Brushed Nickel FAE3-ML1+SPAN	3558	3693	3830	4084	4345	4596	4858	5131	5611	
	One-Seat Wide Plus, with Semi Closed Arm, Brushed Nickel FAE3-MLB1+SPAN	3634	3771	3908	4162	4422	4675	4936	5210	5689	
	One-Seat Wide, with Closed Arm, Silver Metallic FAE3-ML1+CPAS	2783	2919	3055	3309	3568	3822	4083	4356	4835	
	One-Seat Wide Plus, with Closed Arm, Silver Metallic FAE3-MLB1+CPAS	2859	2995	3133	3387	3647	3899	4161	4435	4914	
	One-Seat Wide, with Closed Arm, Brushed Nickel FAE3-ML1+CPAN	3579	3714	3851	4105	4366	4618	4879	5153	5632	
	One-Seat Wide Plus, with Closed Arm, Brushed Nickel FAE3-MLB1+CPAN	3655	3792	3930	4184	4443	4696	4958	5231	5710	

ORDERING NOTES: Faeron chairs can be specified with Solid Surface Arm (SA) or Wood Arm (WA), replace “PA” in the model number with the **Arm Style** selection below and add the upcharge listed on **Page 67**. See **page 98** for color selection.

PRODUCT CODE KEY

Line	Series	Chair Type	Size		Arm Type	Arm Style	Frame
FAE Faeron	3-M Metal Lounge Seating	L Lounge	1 One-Seat	B1 One-Seat Plus	O Open Arm	PA Polymer Arm	S Silver Metallic
		H High Back Lounge	1+ One-Seat Wide	B1+ One-Seat Wide Plus	S Semi Closed Arm	WA Wood Arm	N Brushed Nickel
			2 Two-Seat	B2 Two-Seat Plus	C Closed Arm	SA Solid Surface Arm	
			3 Three-Seat	B3 Three-Seat Plus			

FAERON METAL | HIGH BACK LOUNGE

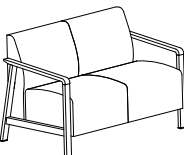
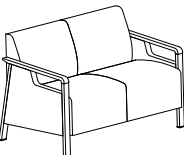
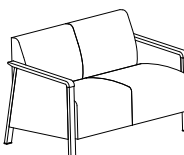
DESCRIPTION/MODEL	COM	2	COL	4	FABRIC GRADES		6	7	LEATHER	9
	1		3		5				8	
	One-Seat Wide, High back, with Open Arm, Silver Metallic FAE3-MH1+OPAS	2420	2541	2659	2898	3136	3376	3614	3854	4332
	One-Seat Wide Plus, High back, with Open Arm, Silver Metallic FAE3-MHB1+OPAS	2497	2618	2738	2977	3215	3455	3693	3932	4410
	One-Seat Wide, High back, with Open Arm, Brushed Nickel FAE3-MH1+OPAN	3217	3337	3456	3694	3933	4172	4412	4649	5128
	One-Seat Wide Plus, High back, with Open Arm, Brushed Nickel FAE3-MHB1+OPAN	3294	3414	3534	3772	4011	4251	4489	4728	5205
	One-Seat Wide, High back, with Semi Closed Arm, Silver Metallic FAE3-MH1+SPAS	3014	3169	3322	3609	3903	4190	4484	4792	5338
	One-Seat Wide Plus, High back, with Semi Closed Arm, Silver Metallic FAE3-MHB1+SPAS	3092	3247	3399	3687	3981	4268	4562	4868	5414
	One-Seat Wide, High back, with Semi Closed Arm, Brushed Nickel FAE3-MH1+SPAN	3811	3965	4118	4406	4698	4987	5280	5588	6135
	One-Seat Wide Plus, High back, with Semi Closed Arm, Brushed Nickel FAE3-MHB1+SPAN	3889	4043	4196	4484	4778	5065	5360	5664	6211
	One-Seat Wide, High back, with Closed Arm, Silver Metallic FAE3-MH1+CPAS	3036	3190	3343	3631	3922	4212	4505	4813	5360
	One-Seat Wide Plus, High back, with Closed Arm, Silver Metallic FAE3-MHB1+CPAS	3114	3268	3420	3709	4003	4290	4584	4889	5436
	One-Seat Wide, High back, with Closed Arm, Brushed Nickel FAE3-MH1+CPAN	3832	3987	4140	4427	4720	5008	5302	5609	6156
	One-Seat Wide Plus, High back, with Closed Arm, Brushed Nickel FAE3-MHB1+CPAN	3910	4065	4217	4505	4798	5086	5381	5686	6232

ORDERING NOTES: Faeron chairs can be specified with Solid Surface Arm (SA) or Wood Arm (WA), replace “PA” in the model number with the **Arm Style** selection below and add the upcharge listed on **Page 67**. See **page 98** for color selection.

PRODUCT CODE KEY

Line	Series	Chair Type	Size		Arm Type	Arm Style	Frame
FAE Faeron	3-M Metal Lounge Seating	L Lounge	1 One-Seat	B1 One-Seat Plus	O Open Arm	PA Polymer Arm	S Silver Metallic
		H High Back Lounge	1+ One-Seat Wide	B1+ One-Seat Wide Plus	S Semi Closed Arm	WA Wood Arm	N Brushed Nickel
			2 Two-Seat	B2 Two-Seat Plus	C Closed Arm	SA Solid Surface Arm	
			3 Three-Seat	B3 Three-Seat Plus			

FAERON METAL | LOUNGE



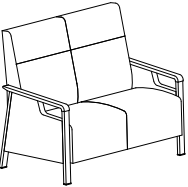



DESCRIPTION/MODEL	COM 1	2	COL 3	4	FABRIC GRADES 5	6	7	LEATHER 8	9		
	Two-Seat, with Open Arm, Silver Metallic FAE3-ML2OPAS		2746	2860	2971	3200	3425	3652	3878	4104	4558
	Two-Seat Plus, with Open Arm, Silver Metallic FAE3-MLB2OPAS		2831	2943	3057	3283	3512	3736	3962	4190	4643
	Two-Seat, with Open Arm, Brushed Nickel FAE3-ML2OPAN		3543	3656	3768	3996	4221	4447	4675	4900	5353
	Two-Seat Plus, with Open Arm, Brushed Nickel FAE3-MLB2OPAN		3627	3740	3854	4081	4308	4532	4758	4987	5439
	Two-Seat, with Semi Closed Arm, Silver Metallic FAE3-ML2SPAS		3341	3489	3635	3911	4191	4466	4748	5041	5563
	Two-Seat Plus, with Semi Closed Arm, Silver Metallic FAE3-MLB2SPAS		3425	3573	3720	3995	4278	4549	4832	5128	5649
	Two-Seat, with Semi Closed Arm, Brushed Nickel FAE3-ML2SPAN		4138	4286	4432	4708	4988	5262	5544	5838	6360
	Two-Seat Plus, with Semi Closed Arm, Brushed Nickel FAE3-MLB2SPAN		4221	4369	4516	4792	5073	5346	5629	5924	6445
	Two-Seat, with Closed Arm, Silver Metallic FAE3-ML2CPAS		3363	3510	3656	3933	4213	4487	4769	5063	5586
	Two-Seat Plus, with Closed Arm, Silver Metallic FAE3-MLB2CPAS		3446	3594	3741	4016	4297	4571	4854	5149	5671
	Two-Seat, with Closed Arm, Brushed Nickel FAE3-ML2CPAN		4159	4307	4454	4729	5009	5284	5566	5859	6381
	Two-Seat Plus, with Closed Arm, Brushed Nickel FAE3-MLB2CPAN		4243	4391	4537	4813	5095	5367	5649	5945	6466

ORDERING NOTES: Faeron chairs can be specified with Solid Surface Arm (SA) or Wood Arm (WA), replace “PA” in the model number with the **Arm Style** selection below and add the upcharge listed on **Page 67**. See **page 98** for color selection.

PRODUCT CODE KEY

Line	Series	Chair Type	Size		Arm Type	Arm Style	Frame
<div>FAE</div> Faeron	<div>3-M</div> Metal Lounge Seating	<div>L</div> Lounge	<div>1</div> One-Seat	<div>B1</div> One-Seat Plus	<div>O</div> Open Arm	<div>PA</div> Polymer Arm	<div>S</div> Silver Metallic
		<div>H</div> High Back Lounge	<div>1+</div> One-Seat Wide	<div>B1+</div> One-Seat Wide Plus	<div>S</div> Semi Closed Arm	<div>WA</div> Wood Arm	<div>N</div> Brushed Nickel
			<div>2</div> Two-Seat	<div>B2</div> Two-Seat Plus	<div>C</div> Closed Arm	<div>SA</div> Solid Surface Arm	
			<div>3</div> Three-Seat	<div>B3</div> Three-Seat Plus			

FAERON METAL | HIGH BACK LOUNGE

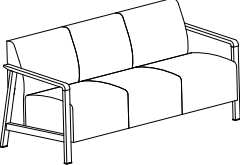
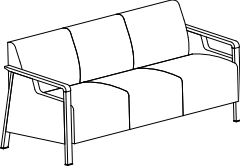
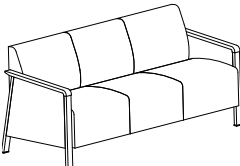
DESCRIPTION/MODEL	COM 1	2	COL 3	4	FABRIC GRADES 5	6	7	LEATHER 8	9
	Two-Seat, High back, with Open Arm, Silver Metallic FAE3-MH2OPAS								
	2923	3054	3184	3444	3704	3963	4223	4484	5005
	Two-Seat Plus, High back, with Open Arm, Silver Metallic FAE3-MHB2OPAS								
	3010	3140	3267	3529	3787	4047	4308	4567	5087
	Two-Seat, High back, with Open Arm, Brushed Nickel FAE3-MH2OPAN								
	3720	3849	3980	4239	4500	4759	5020	5280	5800
	Two-Seat Plus, High back, with Open Arm, Brushed Nickel FAE3-MHB2OPAN								
	3806	3936	4064	4323	4584	4843	5105	5364	5884
	Two-Seat, High back, with Semi Closed Arm, Silver Metallic FAE3-MH2SPAS								
	3517	3683	3846	4155	4469	4778	5093	5421	6010
	Two-Seat Plus, High back, with Semi Closed Arm, Silver Metallic FAE3-MHB2SPAS								
	3604	3768	3931	4238	4554	4861	5176	5506	6094
	Two-Seat, High back, with Semi Closed Arm, Brushed Nickel FAE3-MH2SPAN								
	4313	4480	4643	4951	5265	5573	5889	6218	6807
	Two-Seat Plus, High back, with Semi Closed Arm, Brushed Nickel FAE3-MHB2SPAN								
	4399	4565	4727	5035	5349	5658	5972	6302	6891
	Two-Seat, High back, with Closed Arm, Silver Metallic FAE3-MH2CPAS								
	3538	3704	3867	4176	4490	4798	5113	5442	6032
	Two-Seat Plus, High back, with Closed Arm, Silver Metallic FAE3-MHB2CPAS								
	3624	3789	3952	4260	4574	4883	5197	5527	6115
	Two-Seat, High back, with Closed Arm, Brushed Nickel FAE3-MH2CPAN								
	4335	4500	4664	4972	5287	5595	5911	6240	6828
	Two-Seat Plus, High back, with Closed Arm, Brushed Nickel FAE3-MHB2CPAN								
	4421	4587	4748	5056	5370	5679	5993	6322	6912

ORDERING NOTES: Faeron chairs can be specified with Solid Surface Arm (SA) or Wood Arm (WA), replace “PA” in the model number with the **Arm Style** selection below and add the upcharge listed on [Page 67](#). See [page 98](#) for color selection.

PRODUCT CODE KEY

Line	Series	Chair Type	Size		Arm Type	Arm Style	Frame
FAE Faeron	3-M Metal Lounge Seating	L Lounge	1 One-Seat	B1 One-Seat Plus	O Open Arm	PA Polymer Arm	S Silver Metallic
		H High Back Lounge	1+ One-Seat Wide	B1+ One-Seat Wide Plus	S Semi Closed Arm	WA Wood Arm	N Brushed Nickel
			2 Two-Seat	B2 Two-Seat Plus	C Closed Arm	SA Solid Surface Arm	
			3 Three-Seat	B3 Three-Seat Plus			

FAERON METAL | LOUNGE

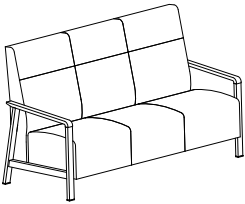
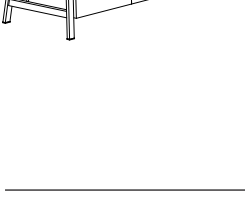
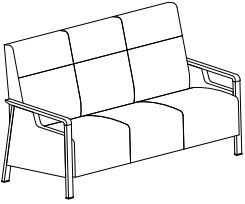
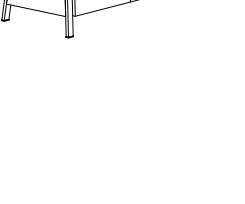


DESCRIPTION/MODEL	COM		COL	4	FABRIC GRADES		7	LEATHER	
	1	2			5	6		8	9
	Three-Seat, with Open Arm, Silver Metallic FAE3-ML3OPAS	3550 3730	3786	4273	4636	4996	5361	5722	6447
	Three-Seat Plus, with Open Arm, Silver Metallic FAE3-MLB3OPAS	3697 3878	4060	4421	4784	5145	5508	5870	6595
	Three-Seat, with Open Arm, Brushed Nickel FAE3-ML3OPAN	4347 4527	4583	5069	5433	5793	6157	6519	7242
	Three-Seat Plus, with Open Arm, Brushed Nickel FAE3-MLB3OPAN	4494 4675	4857	5217	5581	5941	6304	6667	7390
	Three-Seat, with Semi Closed Arm, Silver Metallic FAE3-ML3SPAS	4143 4358	4447	4986	5404	5811	6229	6661	7453
	Three-Seat Plus, with Semi Closed Arm, Silver Metallic FAE3-MLB3SPAS	4291 4507	4722	5132	5549	5959	6377	6808	7599
	Three-Seat, with Semi Closed Arm, Brushed Nickel FAE3-ML3SPAN	4941 5155	5244	5782	6199	6608	7025	7458	8249
	Three-Seat Plus, with Semi Closed Arm, Brushed Nickel FAE3-MLB3SPAN	5087 5304	5518	5929	6346	6756	7173	7605	8396
	Three-Seat, with Closed Arm, Silver Metallic FAE3-ML3CPAS	4164 4380	4469	5007	5424	5833	6250	6683	7474
	Three-Seat Plus, with Closed Arm, Silver Metallic FAE3-MLB3CPAS	4312 4529	4743	5154	5571	5980	6397	6829	7621
	Three-Seat, with Closed Arm, Brushed Nickel FAE3-ML3CPAN	4962 5176	5265	5804	6221	6629	7046	7479	8270
	Three-Seat Plus, with Closed Arm, Brushed Nickel FAE3-MLB3CPAN	5109 5324	5540	5949	6367	6777	7194	7625	8417

ORDERING NOTES: Faeron chairs can be specified with Solid Surface Arm (SA) or Wood Arm (WA), replace “PA” in the model number with the **Arm Style** selection below and add the upcharge listed on **Page 67**. See **page 98** for color selection.

PRODUCT CODE KEY

Line	Series	Chair Type	Size		Arm Type	Arm Style	Frame
<div>FAE</div> Faeron	<div>3-M</div> Metal Lounge Seating	<div>L</div> Lounge	<div>1</div> One-Seat	<div>B1</div> One-Seat Plus	<div>O</div> Open Arm	<div>PA</div> Polymer Arm	<div>S</div> Silver Metallic
		<div>H</div> High Back Lounge	<div>1+</div> One-Seat Wide	<div>B1+</div> One-Seat Wide Plus	<div>S</div> Semi Closed Arm	<div>WA</div> Wood Arm	<div>N</div> Brushed Nickel
			<div>2</div> Two-Seat	<div>B2</div> Two-Seat Plus	<div>C</div> Closed Arm	<div>SA</div> Solid Surface Arm	
			<div>3</div> Three-Seat	<div>B3</div> Three-Seat Plus			

FAERON METAL | HIGH BACK LOUNGE


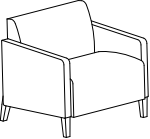
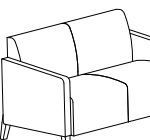
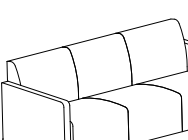

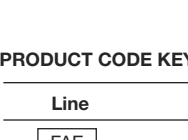


DESCRIPTION/MODEL	COM		COL		FABRIC GRADES			LEATHER	
	1	2	3	4	5	6	7	8	9
	Three-Seat, High back, with Open Arm, Silver Metallic FAE3-MH3OPAS								
	3796	4011	4224	4654	5084	5513	5941	6372	7229
	Three-Seat Plus, High back, with Open Arm, Silver Metallic FAE3-MHB3OPAS								
	3943	4158	4373	4801	5231	5660	6090	6518	7377
	Three-Seat, High back, with Open Arm, Brushed Nickel FAE3-MH3OPAN								
	4592	4809	5021	5450	5881	6310	6737	7168	8026
	Three-Seat Plus, High back, with Open Arm, Brushed Nickel FAE3-MHB3OPAN								
	4740	4953	5170	5597	6028	6456	6885	7314	8173
	Three-Seat, High back, with Semi Closed Arm, Silver Metallic FAE3-MH3SPAS								
	4391	4639	4887	5365	5850	6328	6810	7310	8236
	Three-Seat Plus, High back, with Semi Closed Arm, Silver Metallic FAE3-MHB3SPAS								
	4537	4786	5036	5513	5995	6474	6958	7457	8384
	Three-Seat, High back, with Semi Closed Arm, Brushed Nickel FAE3-MH3SPAN								
	5187	5436	5684	6162	6646	7123	7608	8106	9032
	Three-Seat Plus, High back, with Semi Closed Arm, Brushed Nickel FAE3-MHB3SPAN								
	5334	5583	5833	6310	6793	7270	7755	8253	9180
	Three-Seat, High back, with Closed Arm, Silver Metallic FAE3-MH3CPAS								
	4412	4662	4908	5387	5871	6347	6832	7331	8257
	Three-Seat Plus, High back, with Closed Arm, Silver Metallic FAE3-MHB3CPAS								
	4559	4809	5057	5534	6017	6495	6980	7478	8405
	Three-Seat, High back, with Closed Arm, Brushed Nickel FAE3-MH3CPAN								
	5209	5457	5705	6183	6668	7145	7629	8128	9054
	Three-Seat Plus, High back, with Closed Arm, Brushed Nickel FAE3-MHB3CPAN								
	5355	5604	5854	6331	6814	7292	7775	8272	9201

ORDERING NOTES: Faeron chairs can be specified with Solid Surface Arm (SA) or Wood Arm (WA), replace "PA" in the model number with the **Arm Style** selection below and add the upcharge listed on **Page 67**. See **page 98** for color selection.

PRODUCT CODE KEY

Line	Series	Chair Type	Size		Arm Type	Arm Style	Frame
FAE Faeron	3-M Metal Lounge Seating	L Lounge	1 One-Seat	B1 One-Seat Plus	O Open Arm	PA Polymer Arm	S Silver Metallic
		H High Back Lounge	1+ One-Seat Wide	B1+ One-Seat Wide Plus	S Semi Closed Arm	WA Wood Arm	N Brushed Nickel
			2 Two-Seat	B2 Two-Seat Plus	C Closed Arm	SA Solid Surface Arm	
			3 Three-Seat	B3 Three-Seat Plus			

FAERON UPHOLSTERED | LOUNGE





DESCRIPTION/MODEL	COM		COL		FABRIC GRADES		LEATHER		
	1	2	3	4	5	6	7	8	9
	One-Seat Upholstered Arm Lounge, No Arm Cap, Beech Wood leg								
	FAE3-UL1NCW	2899	3070	3241	3583	3927	4267	4611	4952 5636
	One-Seat Plus Upholstered Arm Lounge, No arm cap, Wood leg								
	FAE3-ULB1NCW	2973	3145	3316	3661	4003	4343	4686	5030 5713
	One-Seat Wide Upholstered Arm Lounge, No arm cap, Wood leg								
	FAE3-UL1+NCW	3109	3308	3509	3908	4308	4707	5107	5504 6304
	One-Seat Wide Plus Upholstered Arm Lounge, No arm cap, Wood leg								
	FAE3-ULB1+NCW	3190	3390	3589	3988	4391	4788	5188	5587 6386
	Two-seat Upholstered Arm Lounge, No arm cap, Wood leg								
	FAE3-UL2NCW	3718	3930	4140	4561	4983	5406	5825	6246 7091
	Two-seat Plus Upholstered Arm Lounge, No arm cap, Wood leg								
	FAE3-ULB2NCW	3809	4019	4230	4649	5071	5494	5915	6335 7179
	Three-seat Upholstered Arm Lounge, No arm cap, Wood leg								
	FAE3-UL3NCW	4561	4843	5125	5691	6254	6818	7382	7945 9074
	Three-seat Plus Upholstered Arm Lounge, No arm cap, Wood leg								
	FAE3-ULB3NCW	4718	4998	5281	5844	6409	6972	7537	8100 9229

ORDERING NOTES: Faeron upholstered chairs can be specified with Urethane Arm Caps (UC), Solid Surface Arm Caps (SC), or Wood Arm Caps (WC), replace “NC” in the model number with the **Arm Style** selection below and add the upcharge listed on **Page 58**. To specify the Metal Leg option below, replace “W” in the above model number with “S” for Silver Metallic or “N” for Brushed Nickel. See **page 98** for color selection.

PRODUCT CODE KEY

Line	Series	Chair Type	Size		Arm Cap	Leg Type
F AE Faeron	3-U Upholstered Arm Lounge Seating	L Lounge	1 One-Seat	B1 One-Seat Plus	NC No Cap	W Beech Wood Leg
		H High Back Lounge	1+ One-Seat Wide	B1+ One-Seat Wide Plus	UC Urethane Cap	S Silver Metallic Leg
			2 Two-Seat	B2 Two-Seat Plus	SC Solid Surface Cap	N Brushed Nickel Leg
			3 Three-Seat	B3 Three-Seat Plus	WC Wood Arm Cap	

FAERON UPHOLSTERED | HIGH BACK LOUNGE





DESCRIPTION/MODEL	COM		COL		FABRIC GRADES		LEATHER		
	1	2	3	4	5	6	7	8	9
	One-Seat Upholstered Arm High Back Lounge, No Arm Cap, Wood leg								
	FAE3-UH1NCW	3147	3339	3528	3904	4282	4659	5035	5413 6167
	One-Seat Plus, Upholstered Arm High Back Lounge, No Arm Cap, Wood leg								
	FAE3-UHB1NCW	3223	3412	3603	3980	4357	4735	5112	5490 6244
	One-Seat Wide, Upholstered Arm High Back Lounge, No Arm Cap, Wood leg								
	FAE3-UH1+NCW	3378	3594	3812	4245	4680	5113	5549	5985 6852
	One-Seat Wide Plus, Upholstered Arm High Back Lounge, No Arm Cap, Wood leg								
	FAE3-UHB1+NCW	3458	3678	3893	4327	4763	5196	5632	6064 6935
	Two-seat, Upholstered Arm High Back Lounge, No Arm Cap, Wood leg								
	FAE3-UH2NCW	3906	4133	4362	4817	5275	5733	6187	6646 7557
	Two-seat Plus, Upholstered Arm High Back Lounge, No Arm Cap, Wood leg								
	FAE3-UHB2NCW	3994	4222	4452	4906	5364	5821	6277	6734 7647
	Three-seat, Upholstered Arm High Back Lounge, No Arm Cap, Wood leg								
	FAE3-UH3NCW	4819	5138	5454	6088	6723	7358	7992	8627 9894
	Three-seat Plus, Upholstered Arm High Back Lounge, No Arm Cap, Wood leg								
	FAE3-UHB3NCW	4974	5292	5611	6244	6879	7512	8148	8783 10050

ORDERING NOTES: Faeron upholstered chairs can be specified with Urethane Arm Caps (UC), Solid Surface Arm Caps (SC) , or Wood Arm Caps (WC), replace “NC” in the model number with the **Arm Style** selection below and add the upcharge listed on **Page 58**. To specify the Metal Leg option below, replace “W” in the above model number with “S” for Silver Metallic or “N” for Brushed Nickel.
See **page 98** for color selection.

PRODUCT CODE KEY

Line	Series	Chair Type	Size		Arm Style	Leg Type
<div>FAE</div> Faeron	<div>3-U</div> Upholstered Arm Lounge Seating	<div>L</div> Lounge	<div>1</div> One-Seat	<div>B1</div> One-Seat Plus	<div>NC</div> No Cap	<div>W</div> Beech Wood Leg
		<div>H</div> High Back Lounge	<div>1+</div> One-Seat Wide	<div>B1+</div> One-Seat Wide Plus	<div>UC</div> Urethane Cap	<div>S</div> Silver Metallic
			<div>2</div> Two-Seat	<div>B2</div> Two-Seat Plus	<div>SC</div> Solid Surface Cap	<div>N</div> Brushed Nickel
			<div>3</div> Three-Seat	<div>B3</div> Three-Seat Plus	<div>WC</div> Wood Arm Cap	

FAERON UPHOLSTERED | WINGBACK LOUNGE

DESCRIPTION/MODEL	COM		COL		FABRIC GRADES		LEATHER		
	1	2	3	4	5	6	7	8	9
	One-Seat Upholstered Arm Wingback, No Arm Cap, Wood leg								
	FAE3-UW1NCW	3589	3780	3966	4345	4721	5098	5477	5854 6608
	One-Seat Plus Upholstered Arm Wingback, No Arm Cap, Wood leg								
	FAE3-UWB1NCW	3665	3854	4042	4421	4796	5174	5553	5931 6685
	One-Seat Wide Upholstered Arm Wingback, No Arm Cap, Wood leg								
	FAE3-UW1+NCW	3817	4036	4251	4685	5121	5556	5990	6422 7293
	One-Seat Wide Plus Upholstered Arm Wingback, No Arm Cap, Wood leg								
	FAE3-UWB1+NCW	3898	4116	4335	4768	5203	5636	6072	6506 7374
	Two-seat Upholstered Arm Wingback, No Arm Cap, Wood leg								
	FAE3-UW2NCW	4345	4573	4802	5259	5716	6171	6629	7085 7998
	Two-seat Plus Upholstered Arm Wingback, No Arm Cap, Wood leg								
	FAE3-UWB2NCW	4435	4663	4890	5346	5806	6262	6716	7174 8088
	Three-seat Upholstered Arm Wingback, No Arm Cap, Wood leg								
	FAE3-UW3NCW	5260	5579	5895	6529	7163	7799	8433	9067 10336
	Three-seat Plus Upholstered Arm Wingback, No Arm Cap, Wood leg								
	FAE3-UWB3NCW	5416	5734	6050	6685	7318	7953	8589	9222 10490

ORDERING NOTES: Faeron upholstered chairs can be specified with Solid Surface Arm Caps (SC), Wood Arm Caps (WC), or Urethane Arm Caps replace “NC” in the model number with the **Arm Style** selection below and add the upcharge listed on [Page 58](#). To specify the Metal Leg option below, replace “W” in the above model number with “S” for Silver Metallic or “N” for Brushed Nickel. See [page 98](#) for color selection.

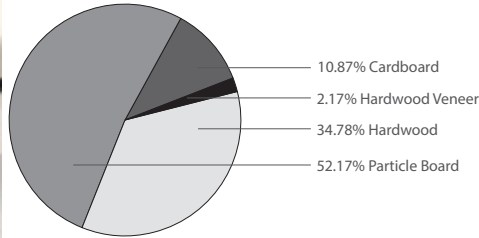
PRODUCT CODE KEY

Line	Series	Chair Type	Size		Arm Cap	Leg Type
<div>FAE</div> Faeron	<div>3-U</div> Upholstered Arm Lounge Seating	<div>W</div> Wingback	<div>1</div> One-Seat	<div>B1</div> One-Seat Plus	<div>NC</div> No Cap	<div>W</div> Beech Wood Leg
			<div>1+</div> One-Seat Wide	<div>B1+</div> One-Seat Wide Plus	<div>UC</div> Urethane Cap	<div>S</div> Silver Metallic
			<div>2</div> Two-Seat	<div>B2</div> Two-Seat Plus	<div>WC</div> Wood Arm Cap	<div>N</div> Brushed Nickel
			<div>3</div> Three-Seat	<div>B3</div> Three-Seat Plus	<div>SC</div> Solid Surface Cap	

FAERON WOOD | ENVIRONMENTAL SUMMARY

LEED CI CREDITS

MATERIAL CONTENT:



PRE-CONSUMER
RECYCLED CONTENT = 54.89%

POST-CONSUMER
RECYCLED CONTENT = 10.33%

Up to 10.87% of this Faeron product is recyclable at the end of its useful life.

CONTRIBUTES TO

CREDIT 2.1 - 2.2	Construction Waste Management	1-2 point(s)
CREDIT 3.3	Resource Reuse	1 point
CREDIT 4.1	Recycled Content	1 point
CREDIT 4.2	Recycled Content	1 point
CREDIT 4.5	Low Emitting Materials, Systems & Seating	1 point
CREDIT 5.1	Regional Materials*	1 point
CREDIT 7	Certified Wood (MUST BE REQUESTED)	1 point(s)

*This credit is only applicable if in total 20% of the combined value of the procurement of construction materials and in the furniture are manufactured within a radius of 500 miles. This credit will apply if the installation of the finished product occurs within 500 miles of Kitchener, Ontario.

level® CERTIFICATION, AIR EMISSIONS AND FSC® CERTIFICATION



level® CERTIFICATION

BIFMA's e3 Furniture Sustainability Standard is a voluntary, multi-attribute standard that measures the degree of sustainability of furniture. This standard evaluates product and company environmental attributes and compliance systems in a wide range of elements which include Materials, Energy & Atmosphere, Human & Ecosystem Health and Social Responsibility. Faeron products have earned level®, BIFMA's sustainability certification program for furniture, certification through third-party verification against the e3 standard.

AIR-EMISSIONS

All Faeron products are supplied with air-emissions certified. Contact customer service for information.



FSC®

In 2005, Krug received Forest Stewardship Council® (FSC®) Chain-of-Custody certification for our manufacturing facilities. The FSC® Chain-of-Custody tracks certified wood from seedling to final sale. It verifies that the material for our FSC® certified products only come from well-managed, FSC®-certified forests and other controlled sources. FSC® is dedicated to the promotion of responsible forest management worldwide helping to take care of forests for future generations. Faeron and other Krug products can be specified with FSC® Certification. Contact customer service for further information, pricing and lead times.



Architects, designers, and building professionals can specify FSC®-certified products in order to achieve a point from the U.S. Green Building Council's Leadership in Energy and Environmental Design (LEED) Rating System.

FAERON WOOD | LINKING TABLES FEATURES

WOOD SPECIES

Solid Beech frames, and edges.
Veneer tops.

STANDARD FINISHES

For a complete list of standard wood finishes, please see **Page 97**. Faeron tables are available in 22 standard finishes.

LAMINATE AND POLYMER EDGE

Faeron tables are available in laminates with Polymer edge.
See **Page 97** for laminate information.

ORDERING NOTES:

Linking tables can be ordered in conjunction with any of the Krug Multiple Seating. Linking tables are connected to the Multiple Seating via U-Shaped brackets.

The design of the tables for Faeron Multiple Seating allows for any table to be very easily added or moved to a new position within the configuration - or completely replaced - after the product has been first installed. The attachment of the tables is designed so that they can be readily be taken out of the configuration without any defacing of the adjoining seat frames.

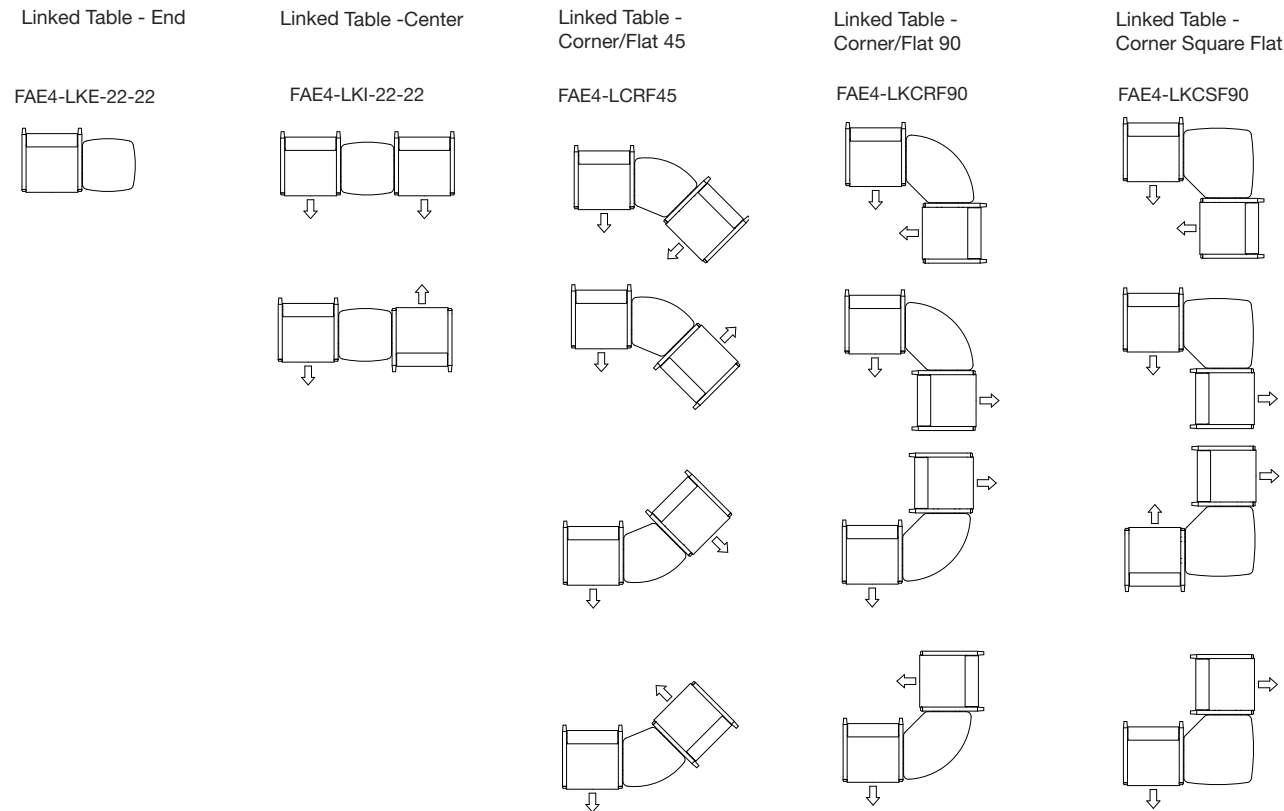
Linking Tables also feature a universal, non-handed design:

They can be moved to reverse position in almost any configuration, providing a high level of flexibility for reconfiguring.


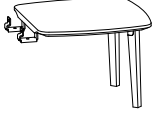



Please note Faeron Laminate Linking Tables are not available on *KrugExpress*.

Wood Tops with Wood Edges are available on *KrugExpress* but with a minimum order requirement of 5 tables per order.

A drawing showing the configuration of the multiple seating and tables is required with each purchase order.



FAERON WOOD | LINKING TABLES

DESCRIPTION/MODEL	Beech	Laminate with Polymer Edge	Solid Surface top Grade A - White	Solid Surface top Grade A - Color	Solid Surface top Grade B	Solid Surface top Grade C
 Center Square Table FAE4-LKI-22-22	752	520	895	943	1042	1110
 End Square Table FAE4-LKE-22-22	959	688	1103	1155	1260	1333
 Linking Curved Corner Table 45° FAE4-LKCRF45	834	547	1102	1158	1271	1349
 Linking Curved Corner Table 90° FAE4-LKCRF90	1036	727	1303	1378	1534	1640
 Linking Square Corner Table 90° FAE4-LKCSF90	1131	789	1434	1512	1669	1777

See [page 98](#) for color selection.

DIMENSIONS

Model	Width	Depth	Height	Shipping Weight	Cubes
Center Square Table FAE4-LKI-22-22	22	22	-	23	1.5
End Square Table FAE4-LKE-22-22	22	22	16	34	1.5
Linking Curved Corner Table 45° FAE4-LKCRF45	28	24	16	27	2.2
Linking Curved Corner Table 90° FAE4-LKCRF90	38	24	16	32	2.2
Linking Square Corner Table 90° FAE4-LKCSF90	30	30	16	42	2.2

FAERON WOOD | FREE STANDING TABLES

WOOD SPECIES


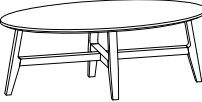

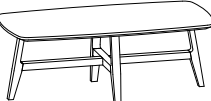
Solid Beech frames, and edges.
Veneer tops.

LAMINATE AND POLYMER EDGE

Faeron tables are available in laminates with wood or laminates with Polymer edge.
See [Page 97](#) for color selection.

STANDARD FINISHES

For a complete list of standard wood finishes, please see [Page 97](#). Faeron tables are available in 22 standard finishes.

DESCRIPTION/MODEL		Beech	Laminate with Polymer Edge	Solid Surface top Grade A - White	Solid Surface top Grade A - Color	Solid Surface top Grade B	Solid Surface top Grade C
	Round Tables						
	FAE4-22D-21	1384	1030	2034	2177	2299	2523
	FAE4-30D-16	1558	1153	2367	2532	2753	3078
	FAE4-44D-16	2860	2088	4180	4471	4877	5460
	Elliptical						
	FAE4-E44-22-16	1780	1298	2619	2804	3055	3419
	Square Tables						
	FAE4-22-22-21	1371	1018	1942	2080	2211	2434
	FAE4-30-30-16	1587	1177	2386	2553	2820	3186
	FAE4-44-44-16	2920	2131	4265	4564	4977	5572
	Rectangular Table						
	FAE4-44-22-16	1802	1315	2634	2817	3071	3441

DIMENSIONS

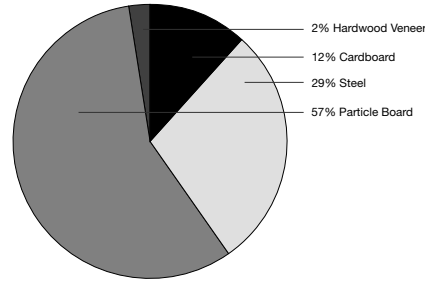
Model	Width	Depth	Height	Shipping Weight	Cubes
Round Tables					
FAE4-22D-21	22" Diameter		21	22	8
FAE4-30D-16	30" Diameter		16	35	11
FAE4-44D-16	40" Diameter		16	45	14
Elliptical					
FAE4-E44-22-16	44	22	16	65	21
Square Tables					
FAE4-22-22-21	22	22	21	34	8
FAE4-30-30-16	30	30	16	42	11
FAE4-44-44-16	44	44	16	47	12
Rectangular Table					
FAE4-44-22-16	44	22	16	55	12

FAERON METAL | ENVIRONMENTAL SUMMARY

LEED CI CREDITS



MATERIAL CONTENT:



PRE-CONSUMER
RECYCLED CONTENT = 67.26%

POST-CONSUMER
RECYCLED CONTENT = 17.02%

Up to 40.48% of this Faeron Metal product is recyclable at the end of its useful life.

CONTRIBUTES TO

CREDIT 2.1 - 2.2	Construction Waste Management	1-2 point(s)
CREDIT 3.3	Resource Reuse	1 point
CREDIT 4.1	Recycled Content	1 point
CREDIT 4.2	Recycled Content	1 point
CREDIT 4.5	Low Emitting Materials, Systems & Seating	1 point
CREDIT 5.1	Regional Materials*	1 point
CREDIT 7	Certified Wood (MUST BE REQUESTED)	1 point(s)

*This credit is only applicable if in total 20% of the combined value of the procurement of construction materials and in the furniture are manufactured within a radius of 500 miles. This credit will apply if the installation of the finished product occurs within 500 miles of Kitchener, Ontario.

level® CERTIFICATION, AIR EMISSIONS AND FSC® CERTIFICATION



level® CERTIFICATION

BIFMA's e3 Furniture Sustainability Standard is a voluntary, multi-attribute standard that measures the degree of sustainability of furniture. This standard evaluates product and company environmental attributes and compliance systems in a wide range of elements which include Materials, Energy & Atmosphere, Human & Ecosystem Health and Social Responsibility. Faeron products have earned level®, BIFMA's sustainability certification program for furniture, certification through third-party verification against the e3 standard.

AIR-EMISSIONS

All Faeron products are supplied with air-emissions certified. Contact customer service for information.



FSC®

In 2005, Krug received Forest Stewardship Council® (FSC®) Chain-of-Custody certification for our manufacturing facilities. The FSC® Chain-of-Custody tracks certified wood from seedling to final sale. It verifies that the material for our FSC® certified products only come from well-managed, FSC®-certified forests and other controlled sources. FSC® is dedicated to the promotion of responsible forest management worldwide helping to take care of forests for future generations. Faeron and other Krug products can be specified with FSC® Certification. Contact customer service for further information, pricing and lead times.



Architects, designers, and building professionals can specify FSC®-certified products in order to achieve a point from the U.S. Green Building Council's Leadership in Energy and Environmental Design (LEED) Rating System.

FAERON METAL | FREE STANDING TABLES

FRAME FINISH

Faeron Metal table frames are available in Krug Sliver Metallic or Brushed Nickel.

METAL FINISH OPTIONS

Silver Metallic frames are available with an anti-microbial finish for an upcharge of **\$64 list** per arm frame pair or table. Additional Frame Finishes, which include anti-microbial finish, are available for an upcharge of **\$64 list** per


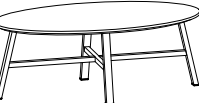

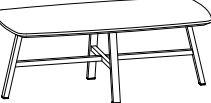
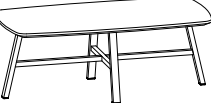
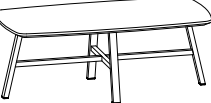
per arm frame pair or table. Available colors are: White, Parchment, Sand, Taupe, Warm Grey, Cool Grey or Black. For all metal finishes other than Silver Metallic Standard, there is a minimum order quantity of 30 units per color. Upcharges for order quantities less than 30 units per color or custom metal finishes, please contact Customer Service to obtain a quote.

STANDARD FINISHES

For a complete list of standard wood finishes, please see **Page 97**. Faeron tables are available in 22 standard finishes.

LAMINATE AND POLYMER EDGE


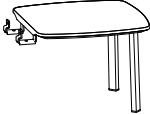


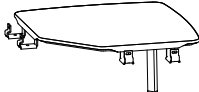
Faeron tables are available in laminates with wood or laminates with Polymer edge. See **Page 97** for color selection.

DESCRIPTION/MODEL	Beech	Laminate with Polymer Edge	Solid Surface top Grade A - White	Solid Surface top Grade A - Color	Solid Surface top Grade B	Solid Surface top Grade C
	Round Tables, Silver Metallic Frame					
	FAE4-M22D-21S	1257	901	1907	2051	2172
	FAE4-M30D-16S	1359	956	2168	2333	2554
	FAE4-M44D-16S	2559	1788	3877	4170	4574
	Round Tables, Brushed Nickel Frame					
	FAE4-M22D-21N	1437	1082	2087	2230	2353
	FAE4-M30D-16N	1539	1136	2347	2513	2735
	FAE4-M44D-16N	2955	2184	4273	4566	4971
	Elliptical, Silver Metallic Frame					
	FAE4-ME44-22-16S	1527	1044	2366	2549	2800
	Elliptical, Brushed Nickel Frame					
	FAE4-ME44-22-16N	1885	1404	2724	2908	3160
	Square Tables, Silver Metallic Frame					
	FAE4-M22-22-21S	1243	890	1816	1951	2083
	FAE4-M30-30-16S	1389	978	2188	2355	2620
	FAE4-M44-44-16S	2616	1828	3962	4263	4675
	Square Tables, Brushed Nickel Frame					
	FAE4-M22-22-21N	1422	1071	1995	2131	2262
	FAE4-M30-30-16N	1568	1158	2367	2535	2802
	FAE4-M44-44-16N	3013	2223	4360	4659	5071
	Rectangular Table, Silver Metallic Frame					
	FAE4-M44-22-16S	1547	1061	2378	2563	2817
	Rectangular Table, Brushed Nickel Frame					
	FAE4-M44-22-16N	1907	1420	2739	2922	3177

DIMENSIONS

Model	Width	Depth	Height	Shipping Weight	Cubes
Round Tables					
FAE4-M22D-21	22" Diameter		21	30	8
FAE4-M30D-16	30" Diameter		16	42	11
FAE4-M44D-16	44" Diameter		16	72	21
Elliptical					
FAE4-ME44-22-16	44	22	16	42	12
Square Tables					
FAE4-M22-22-21	22	22	21	32	8
FAE4-M30-30-16	30	30	16	47	11
FAE4-M44-44-16	44	44	16	83	21
Rectangular Table					
FAE4-M44-22-16	44	22	16	47	12

FAERON METAL | LINKING TABLES

DESCRIPTION/MODEL	Beech	Laminate with Polymer Edge	Solid Surface top Grade A - White	Solid Surface top Grade A - Color	Solid Surface top Grade B	Solid Surface top Grade C
 Center Square Table FAE4-LKI-22-22	752	520	894	942	1042	1109
 End Square Table, Silver Metallic Frame FAE4-MLKE-22-22S	894	622	1038	1090	1195	1268
End Square Table, Brushed Nickel Frame FAE4-MLKE-22-22N	941	672	1087	1139	1244	1316
 Linking Curved Corner Table 45° FAE4-LKCRF45	833	547	1102	1158	1270	1349
 Linking Curved Corner Table 90° FAE4-LKCRF90	1034	725	1302	1378	1533	1639
 Linking Square Corner Table 90°, Silver Metallic Frame FAE4-MLKCSF90S	1096	756	1399	1479	1636	1744
Linking Square Corner Table 90°, Brushed Nickel Frame FAE4-MLKCSF90N	1121	781	1423	1504	1661	1768

See **Page 97** for color selection.

DIMENSIONS

Model	Width	Depth	Height	Shipping Weight	Cubes
Center Square Table FAE4-LKI-22-22	22	22	-	23	1.5
End Square Table FAE4-MLKE-22-22	22	22	16	39	1.5
Linking Curved Corner Table 45° FAE4-LKCRF45	28	24	16	27	2.2
Linking Curved Corner Table 90° FAE4-LKCRF90	38	24	16	32	2.2
Linking Square Corner Table 90° FAE4-MLKCSF90	30	30	16	45	2.2

GENERAL INFORMATION

Terms and Conditions

Net 30 days on approved credit. A late payment charge of 1% per month will be applied on overdue invoices. This charge will be pro-rated to the number of days past 30 days that the invoice is overdue. All applicable sales taxes are extra. Distribution of this price list does not in itself constitute an offer to sell. Orders can be received only from authorized Krug dealers. Acceptance of any order and terms of sale may be established at the discretion of Krug. Deposits are required on orders received from new accounts as well as on large or special orders. Krug reserves the right to discontinue designs, or to change designs, construction, prices, or materials without notice.

Contact Information

Phone: 1.888.578.KRUG (5784) | Fax: 1.519.748.5177

Purchase Order Fax: 1.888.236.4783

Purchase Order E-mail: orders@krug.ca

Web: www.krug.ca E-mail: solutions@krug.ca

Customer Service Hours

Please note customer service hours are:

8:30 am to 5:00 pm est

Customer Satisfaction

It is the primary goal of Krug and our staff to ensure the complete satisfaction of our customers with our products and performance. If a problem arises with a Krug product after the expiration of the limited warranty period, Krug will exercise its best efforts to achieve the satisfaction of the customer in a manner that is fair to all concerned.

Order Acknowledgments

Each order will be acknowledged via e-mail or fax. This acknowledgment is the final agreement between Krug and the customer, superseding all previous communications regarding the purchase order. Where there is a discrepancy on a purchase order between a product code and a description, Krug will make every effort to resolve the discrepancy, but will be ruled by the product code ordered. Please check all acknowledgments for accuracy, and advise Krug of any discrepancies with a purchase order.

Order Cancellation

Krug reserves the right to not accept or allow cancellation of orders. All products are manufactured on a custom-made, make-to-order basis, and the purchasing, engineering and production of orders begins shortly after order placement - and the customer purchase order is a contract that authorizes Krug to manufacture the products. Acceptance of order cancellation (or partial cancellation) is solely at the discretion of Krug, and is dependent on the extent to which engineering, purchasing and manufacturing has been initiated by the time cancellation is requested. No order cancellations (partial or otherwise) are allowable more than 4 weeks from date of order placement (as order production is unable to be terminated by that point), and full payment of the acknowledged order value is required for any orders cancelled after 4 weeks. Cancellations may be allowable in less than 4 weeks after order placement, depending on the extent to which manufacturing has been initiated. An acceptance of order cancellation requires that the purchaser agrees to make payment for all costs incurred to the point of acceptance of cancellation. Cancellation charges include all costs for purchase of dedicated material and components, engineering costs for non-standard products, and all costs for manufacturing completed to that point, as well as a \$367 net charge for processing of the original order and for processing of cancellation invoicing.

Pricing

Krug endeavors to ensure that all prices in this price list reflect accurately our current prices. However, errors do occur and will be rectified through notices to the field. Krug reserves the right to acknowledge pricing that may be different from the price list.

Storage Charges

Krug reserves the right to assess a nominal storage charge if a customer does not accept shipment of an order within a week of the ship date.

Warranty

Krug warrants the construction and the finish of all our products to be free from defects in materials and workmanship for the lifetime of their use. This warranty is applicable to products in use by their original purchaser. This warranty does not apply to components not manufactured by Krug including textiles, which are subject to the specific warranties of those manufacturers, if any. Textiles (fabric, leather, vinyl, or any other covering material) suppliers do not guarantee their products for durability and color fastness, and nor does Krug. Casters, mechanical and electrical components have a warranty of five years from the date of purchase. The Krug warranty does not apply to COM-specified materials, damage caused by a carrier other than Krug, or variation in wood finishes due to natural wood color variation. Krug cannot be held responsible for variations in fabric dye lots from order to order. All fabric is carefully inspected when it is received, but a degree of variation in color should be expected. Repairs or replacement of any defect covered under this warranty by Krug will be made, at our option and method, at no charge to the original purchaser during the warranty period. Krug's judgement is final and binding with respect to the nature or cause of defects or damage, and the necessity or manner of repair or replacement.

This warranty does not apply to defects or damage resulting from:

- normal wear and tear occurring with the use of the product
- negligence, misuse, excessive use, alteration, improper cleaning or repair
- substitution or use of incorrect or unauthorized components or material
- handling or installation that is incorrect, or that causes damage or defect
- damage incurred by a freight carrier other than Krug
- wearing of finishes and fabrics, and normal variations in materials (including dye lot variations)
- properties of natural materials, including wood and leather
- exposure to environments with uncontrolled temperature and humidity (products must be transported, stored and used in climate-controlled conditions)

Note, specific warranties for components and materials not manufactured by Krug:

Jordan Sleepers Heavy-Duty Mechanism, made with heavy gauge steel and minimal moving parts - is backed by a 5-year warranty on the mechanism itself, in addition to the lifetime warranty on the rest of the product. If it does become damaged or degraded, the mechanism can be field-replaced.

Juno and Trevisa Overbed Tables have a 2-year warranty.

Blanket Wrapping

Krug will blanket wrap larger seating orders at customer's request. Please indicate on your purchase order and contact Customer Service.

Export Packaging

Krug is pleased to provide the option for export packaging on all our products, to provide additional protection from damage. For shipments overseas, a quote for export packaging can be provided, based on the products to be ordered and the delivery destination - please contact Customer Service or Bids & Specification Support for more information and a quotation. KRUG is not responsible for shipment damage occurring on overseas shipments

Export Packaging is STRONGLY RECOMMENDED for:

- (A) all shipments outside of the lower 48 states and Canada.
- (B) all shipments that will be held in storage for an extended period prior to installation.

Important: Please note that Krug will not be responsible for damage claims on product shipped or stored in the above conditions but where export packaging has not been utilized.

Dimensions

Dimensions are in inches and approximate, and subject to change without notice. Contact Customer Service if dimensions are critical.

GENERAL INFORMATION

Freight Terms and Conditions

1. All product is shipped FOB the Krug factory. Freight is either pre-paid to the destination or not pre-paid, depending on established customer specific freight terms.

2. Docks at the selected delivery location must be equipped to handle a 53' trailer. If a dock is inadequate for delivery by Krug, Krug will re-deliver to another local location and any additional costs will be charged to the customer.

3. For all deliveries, it is understood that Krug or its agent is making a dock delivery only (equipped to handle a 53' trailer), and any further work of truck unloading, delivery beyond the dock, installation, and removal of packaging is not authorized or paid for by Krug.

4. Drop shipments to the installation site, and timed deliveries, are available on larger shipments (full truckloads or slightly less) at no additional charge. Drop shipments or timed deliveries for smaller shipments may not be available, or if available will require a surcharge. Deliveries on an after hours basis, or on weekends, or any other special requirements, may be subject to a surcharge. Location and contact information, and the requested time of delivery, is required at least one week prior to the acknowledged shipment date. If this information is not provided one week in advance, or if the location or time of the drop shipment is changed less than one week in advance, a surcharge may be applied, and/or the drop shipment may not be scheduled. For deliveries requested Monday to Thursday after 5:00 pm, please apply a surcharge of \$262/shipment. For deliveries requested Monday to Friday before 7:00 am, please apply a surcharge of \$262/shipment. For deliveries requested Friday (after 3:00 pm) or weekends, please apply a surcharge of \$525/shipment. (local times).

5. For all deliveries - whether to the Customer location or drop shipment - any circumstances that result in the delay of our carrier (including unsuitable receiving facilities, or facilities not open or available), service charges will be applied at the rate of \$125/hour. Where re-delivery is necessary because of these circumstances, the full cost of re-delivery will be charged. If Less Than Truck Load is delivering, one hour is allocated to unload. Any additional time required to unload after the first hour is \$125/hour. If a Truck Load is delivering the order, three hours is allocated to unload. Any additional time required to unload is \$125/hour. Direct deliveries to site for large orders are possible, (must exceed \$60,000 net), and accommodate 48 - 53' trailers. Krug is responsible for delivery to the approved delivery address. If an address change is required, this must be authorized by Krug 5 business days prior to ship date. Any additional delivery costs incurred after this time will be charged to the customer.

Product Strength and Durability Testing

All Krug products have been thoroughly tested, and exceed the testing requirements of ANSI/BIFMA seating standard. Specific test results and documentation are available on request.



Installation Support

For assistance please contact Technical Support at 1-888-578-5784 x216 or e-mail installationhelp@krug.ca and you will be directed to the appropriate installation support person.

Damaged Shipments

All Krug product is well engineered, carefully inspected, and expertly loaded onto our trucks at our Distribution Center. If you receive any damaged freight, we ask that you do not refuse the shipment. Krug is not responsible for damage to goods that occurs in transit or

storage. It is the purchaser and/or receiver's responsibility to examine the goods upon receipt and to notify Krug of any damages, overages or shortages. Any discrepancies should be noted on the Bill of Lading. The delivering carrier will not accept responsibility for shortages or damages if signed "clear". Notification of concealed damage claims must be made to Krug Distribution within 5 days of delivery, along with digital pictures if available. All product and packaging must be available for inspection. Krug liability ceases after 5 business days and Krug will not be responsible for concealed damages if shipments are left unopened. Krug is not responsible for the condition of product that is stored or installed in an environment where temperature and humidity are not controlled.

Field Product Report Authorization

Krug's written authorization, in the form of an FPR number, must be obtained prior to incurring charges of any kind if Krug is expected to pay these charges. This includes authorization for returns, field repairs and replacements, post field repairs, installation and delivery charges. Krug reserves the right to have its representative inspect product related to any request for such authorizations, prior to that authorization being provided. Deductions from invoices paid for any charges to Krug, without prior written authorization in the form of an FPR, will not be accepted. Digital photographs may be required to complete the FPR process.

Returns

No merchandise may be returned without Krug's prior written consent. In the event of an authorized return, a Field Product Report (FPR) number will be issued, and a restocking charge will apply. Return transportation charges must be prepaid. Unauthorized returns will not be accepted and will be returned freight collect. All merchandise being returned must be properly packaged in its original or comparable replacement packaging to ensure protection of the product during handling and transportation. Returns on orders duplicated by the customer must be received in their original packaging to be accepted. Product being returned where Krug has authorized its liability for replacement or repair will be thoroughly inspected on its return, and the results compared to the reason for the return stated on the FPR. Any discrepancies, such as additional damage, signs of usage, missing parts, etc., will result in an adjustment to the amount of credit issued.

Custom Capabilities

Over 15% of our orders involve some type of custom work, and we invite our customers to make use of our extensive capabilities.

These include:

- 1) Dimensional customization of standard size products
- 2) Custom finishes
- 3) For larger orders, completely custom-designed products, as well as non-standard wood species can be specified.

Custom orders may require additional production lead times. Contact Engineering at the e-mail address engquotes@krug.ca.

Care and Maintenance Leather

Leather is a natural product and requires very little care during use. Most stains can be removed with a clean dry cloth. For stubborn spots and stains, use a mild non-detergent cleaner, rinse well and let air dry naturally. Do not use saddle soap, cleaning solvents, furniture polish, oils, varnish, abrasive cleaners, soaps or ammonia waters.

Fabric Upholstery

Professional upholstery cleaning is recommended.

Flammability Standards for Krug Textiles - Upholstery Program

- Passes State of California Technical Bulletin CAL 117-2013


KRUG TEXTILES - UPHOLSTERY FABRICS



Krug Textiles - Stocked Fabric Program

Grade 1

ARLO



308 MIDNIGHT



306 PETROL



908 CHARCOAL



93 SEAL



601 PEARL



84 NUTMEG



62 OATMEAL



90 LIMESTONE

FRANKLIN




47 CAMEL



3009 MIDNIGHT



67 FAWN



97 CINDER



94 METAL



909 BLACK



9004 CHARCOAL




308 PETROL



108 ORCHID

COMRADE




309 MIDNIGHT



84 TEAK



63 LINEN



24 ALPINE




905 IRON



601 SNOW



57 MARIGOLD



31 DUCK EGG

FELICITY



601 IVORY



305 SKY



603 TAUPE



93 COAL



405 HENNA



64 PUTTY



62 FAWN



36 BLUEBERRY

Krug Textiles - Stocked Fabric Program

Grade 2

GRADDY



25 CAPER




31 SKY




604 FLAX



901 CHAR



93 GRAY



34 SLATE



84 TEAK



98 NICKLE


YATES




84 BIRCH




44 CLAY



87 TAUPE



25 JUNIPER



305 INDIGO



109 CRANBERRY



803 TOAST



92 ZINC



91 SILVER



908 CHARCOAL

MCCOY



608 TUNDRA



601 CREME



908 CHARCOAL



62 COPPER



108 CORDOVAN



32 ROBIN'S EGG




94 MERCURY



84 BARK

ORIS




908 DOMINO



604 BARK



601 CREAM



306 DELFT




902 ZINC



305 MIDNIGHT



64 PUTTY



205 CHARTREUSE


KRUG TEXTILES - UPHOLSTERY FABRICS




Krug Textiles - Stocked Fabric Program

Grade 3


MORITZ



205 SPEARMINT



61 OYSTER




306 CADET




104 MULBERRY



31 AEGEAN



9008 CHARCOAL




82 CLAY



304 CAPRI

LORENZO



306 INDIGO



24 ALPINE



64 LINEN



91 FLANNEL



32 MIST



601 CREAM



106 HENNA



604 STUCCO

BISCOTTI



302 CAPRI



45 SPICE



61 DESERT



91 GRANITE

INTRIGUE



601 OYSTER




27 OLIVE



4003 OCHRE



908 CHARCOAL



3009 MIDNIGHT



805 PECAN



608 STUCCO



605 STRAW

Krug Textiles - Faux Leather Program - Grade 2



Krug Textiles - Leather Program - Grade 8

Please contact Customer Service for specific information on leathers, available colors and lead times.



Krug Textiles - Cut fabric NET price per yard

Grade 1	\$22
Grade 2	\$34
Grade 3	\$46

LATEX FREE

Krug products are made with latex-free materials to prevent the allergic reaction that latex causes in some people.

CUSTOMER’S OWN MATERIAL - C.O.M.

Customer’s Own Material (COM/COL)

COM/COL must be received three weeks prior to the acknowledged ship date. Orders with COM/COL not received by the required deadline will be delayed. A description of the upholstery cover, including supplier name, pattern name, upholstery cover name and color number must be included with the purchase order.


COM/COL testing requires 3 business days and samples are to be directed to Customer Service. The customer has the option of providing the sample COM/COL before, at time of order, or once the sample COM/COL is received. If the customer does not send a sample for approval in advance of sending actual material, Krug will not be responsible for the cost of any upholstery cover or other material that it determines to be unsuitable for the product or our process.

When the COM/COL upholstery cover is received at Krug, it must be clearly identified with the upholstery cover name and color, and tagged with name of the Krug customer and purchase order number. Krug will inspect all COM/COL upholstery covers when received to determine if it will be suitable for upholstery. Where Krug feels that the upholstery cover or leather specified will compromise the quality or integrity of our products, customers will be contacted to direct these concerns. Further, Krug reserves the right to refuse to accept and use any COM upholstery covers or leathers that will compromise our products in any way that is unacceptable to Krug. Krug cannot assume responsibility for the durability or tailoring quality of customer’s own material.

Yardage specified in this price guide is approximate. In the case of multiple product orders, multiply the number of items by the COM yardage specified to determine upholstery cover required, unless otherwise indicated. Additional yardage may be needed if the material is less than 54” wide, or patterned or striped and requires matching. All COMs are cut “up the roll” unless otherwise stated by the customer. All striped upholstery covers will be applied vertically unless otherwise stated by the customer and after approval by Krug. Krug will not be responsible for directional or positional problems with its application of COM material, unless it has been provided with explicit instructions by the customer. Special instructions should be sent to Krug Customer Service, including a sample (or photocopy) of the upholstery cover. Krug is not responsible for instructions sent with the upholstery cover rolls, or for the method of upholstery if no instructions have been provided. Price increases and freight charges to COM/COL acquired on the customer’s behalf will be passed onto the customer.

Application of Directional Upholstery cover

Some COM upholstery covers will be considered directional by Krug even though they are not considered directional by the supplier. All COMs are automatically cut “up the roll” unless otherwise stated by the customer (please see below).



COM/COL Shipping Procedures

For seating COM/COL upholstery covers, please send upholstery covers to:

Krug Inc.
111 Ahrens Street
Kitchener, Ontario
Canada N2H 4C2
Attention: RECEIVER

COM/COL orders cannot be scheduled into production until the upholstery cover has arrived and inspection is complete.

All packages must be clearly marked
“For Customs Clearance by Willson International Custom Brokers”.

According to the North American Free Trade Agreement (NAFTA), goods shipped between the United States and Canada can qualify for exemption from all duties, or for a reduction in duties, if the goods can be proven to originate in either the United States, Canada or Mexico.

Canada Customs requires that a NAFTA Certificate of Origin and a Commercial Invoice be completed and sent with the upholstery cover shipment. The Commercial Invoice must clearly state the description of the upholstery cover, the selling price, the make-up or content, and the purchaser. The absence of these two documents will delay the shipments at the U.S./Canada border, thereby potentially delaying the customer order. If the total value of the shipment is less than \$1200 U.S., Customs will accept a Low Value Statement of Origin in place of the NAFTA Certificate of Origin. The Low Value Statement must be signed by a representative of the exporting company. This statement may either be included on the commercial invoice or attached to the invoice. Krug is happy to answer any questions or concerns about COM/COL shipping procedures and the required documents.

CAL 133 & Moisture Barrier

California Technical Bulletin 133 is a flammability test for seating. Krug offers a compliance method which, in combination with non-flammable upholstery covers, may enable the products to meet certification requirements for this test. This process at the same time also provides the products with a Moisture Barrier - a treatment that helps to prevent the passage of liquids and moisture to inside of upholstered components - thereby conferring sanitary and anti-infection benefits. So when CAL 133 is specified, the product also automatically has a Moisture Barrier, and when a Moisture Barrier is specified, the product also features the compliance method and low flammability features of CAL 133.

The application of this upcharge and the compliance method does not mean that the specific configuration of product and upholstery cover are tested and officially certified as being CAL 133 compliant. If official certification is required, Krug will provide this (through an independent certified testing laboratory) at a charge of \$917 per item, plus the cost of the product to be tested. Lead time for certification testing is typically 4-8 weeks. Krug assumes no responsibility for the testing of our products in combination with upholstery covers, or for the results of any testing conducted. Some specific configurations of product and upholstery have already been tested. Please contact Customer Service for additional information.

C.O.L. Yardage

To calculate C.O.L. yardage required, please use the following conversions based on COM yardage: Leather must be ordered in square footage.

- 17 square feet in a yard
- Approx. 3 yards in a hide
- Approx. 51 square feet in a hide
- Please use grade 3 pricing for COL

Upholstery Cover Yardage Calculation

To calculate yardage required for COM and other non-standard upholstery cover orders, please contact Krug Customer Service at 1.888.578.5784. Unless otherwise stated, upholstery cover rolls are assumed to be a minimum 54” wide. Please use the guide below to calculate the percentage of extra upholstery cover required to cover large repeats. The repeat is calculated by adding both the vertical and horizontal measurements together and then referring to the chart below for extra yardage required.

FABRIC	2”-14”		15”-19”		20”-27”		28”-36”	
	Plain	Repeat	Repeat	Repeat	Repeat	Repeat	Repeat	Repeat
54	0%	10%	15%	20%	20%	25%		
53-50	16%	20%	25%	30%	30%	35%		
48	16%	25%	30%	35%	35%	40%		
45	40%	50%	55%	60%	60%	65%		
36	50%	60%	65%	70%	70%	75%		

GRADED-IN UPHOLSTERY PROGRAMS

Krug has partnered with several textile brands to grade in their offerings, designed to provide a wide range of upholstery selections for our seating products.

Upholstery pricing and availability is subject to change without notice. We grade this upholstery according to the pricing of the fabric suppliers - when their pricing changes, the Krug grade may change.

When placing an order, a Krug customer must specify the complete upholstery number, along with the appropriate Krug model number and finish. Krug will supply the complete product at the prices listed. Orders specifying graded-in upholstery cannot be cancelled once the upholstery has been ordered.

Upholstery Grades

To determine the price of a product for graded-in upholstery, use the reference lists located on Krug's website under - Products - Textiles, to view the upholstery grade (1-9). Krug is not responsible for the discontinuation of this upholstery. Please contact Customer Service for information on upholstery not listed.

When two upholstery selections are specified for use on seating, the higher grade upholstery price will apply to the order.

High Performance upholstery; Polyurethane, Vinyl or Crypton, is particularly suitable for healthcare and other intensive-use environments.

Upholstery Samples

If you require additional samples or memos for presentation, please contact fabric supplier directly.

Flammability Standards

- Tunnel Test Surface Ratings Class A rating
- Class 1 UFAC
- Passes State of California Technical Bulletin 117-Section E

Please contact fabric supplier directly for further flammability information pertaining to specific upholstery.

Special Conditions

Acknowledgments will give the estimated delivery date of the finished product. Some upholstery is imported, and availability may affect estimated delivery time. For large projects, please contact fabric supplier directly for availability of yardage.

KRUGEXPRESS PROGRAM

PROGRAM DETAILS

KrugExpress orders are ready to ship by the date acknowledged. Delivery and shipping schedules may result in actual shipping of orders at a later date. Statutory holidays and scheduled factory vacations may add to acknowledged lead times of *KrugExpress* orders. Unless otherwise specified on the order, the customer's standard method of shipping Krug products will be utilized.

Available factory capacity for *KrugExpress* is filled by orders received on a "first come, first serve" basis. If the normal *KrugExpress* lead time is not available for your order because available capacity has been filled, you will be immediately advised of the earliest available ready-to-ship date. Please consult your Customer Service representative in advance if you wish to confirm the specific lead time availability for a *KrugExpress* order.

Orders must be received by midnight of a given day for that day to be considered the official day the order is received. Order lead times are acknowledged from the date the order is received, but not including the date the order is received.

KrugExpress orders must be "clean" when received in order to be considered officially received on a given day, and lead times will be acknowledged from the date orders are determined to be "clean". Changes to *KrugExpress* orders are not allowed under any circumstances.

Orders for product on *KrugExpress* must clearly state: "*KrugExpress*".

COM and graded-in upholstery is available on Krug Express. Orders are scheduled on Krug Express, and given the best available date, when the upholstery is received at Krug. Some conditions apply.

SEATING PROGRAM

Orders for seating products on the *KrugExpress* program may be subject to quantity maximums. Please contact Krug Customer Service for more information.

Quantity maximums are dependent upon available capacity, in order to insure that we ship all orders on time.

Please note that the CAL 133 option is not available on *KrugExpress*.

FAERON | FINISHES

WOOD FINISHES

Standard wood finishes are:

Finishes on Beech

- Appalachian Cherry
- American Cherry
- Imperial Cherry
- Light Cherry
- Medium Cherry
- Natural Cherry
- Sable Cherry
- Standard Cherry
- Light Oak
- Harvest Oak
- Mahogany
- Mellow Oak
- Espresso
- Cordovan Walnut
- Natural Walnut
- Regular Walnut
- SilverGrey on Walnut
- Dark Walnut
- Clear Beech
- Medium Anigre

PALETTE

- Palette finishes available for applicable products.
- Black
 - White
 - Soft Green
 - Steel Blue
 - Slate

NATURAL CHARACTERISTICS OF WOOD

Wood is a natural product with inherent color variations that will never be fully mitigated by the finishing process. Please anticipate variation in colors within a single unit, from piece to piece, and from Krug wood finish samples. If a very close match is required, a sample must be provided with the order and an upcharge will apply. Exact color matches are not possible.

Custom Wood Finishes

Add 10% list to your order for special finishes, minimum upcharge is \$600 list per finish per order. (For example, on all orders up to \$6000 list, an upcharge of \$600 will apply, on orders \$6000 and up add 10% list to your order.)

Special finish upcharges on seating products are calculated on a grade 1 value. For orders with special finishes, a sample that is a minimum 3” by 3” must be received with the order. Special finishes may add additional lead time to production schedules. Since wood is a natural product, some variations in grain, color and stain acceptance will occur. In our finishing processes, we try to minimize variations, but some variation between samples and finished goods should be anticipated.

Dual Finishes

Add 10% list per item if specifying dual finish.

Standard Wood Finishes

No upcharge will be applied when specifying a finish available as standard on one species onto maple seating and occasional tables. Clear finishes are not available on other species since they are a clear finish on top of the natural veneer color.

WOOD FINISHES TO MATCH STANDARD LAMINATES

- Willow on Beech
- Copper on Beech
- Shiraz Cherry on Beech
- Park Avenue Walnut on Beech
- Chocolate on Beech
- Nutmeg on Beech
- Portobello on Beech
- Ash on Beech
- Dune on Maple

LAMINATES

Krug’s in-stock Laminates are available in 17 different laminate selections. Please note that 4 of the colors (Gingerbread, Portobello, Ash and Willow) have textured finishes and may not be appropriate for use in patient areas due to infection control concerns. Minimum order quantities and extended lead times may apply for exotic laminate colors, please check with customer service. Polymer Edge will be selected to match the worksurface. Krug’s previous laminate in-stock program will be phased out as in-stock supply depletes. Please contact customer service for availability.

IN-STOCK LAMINATES

Wood Grain Laminates	High Pressure Laminate Supplier	Textured Wood Grain Laminates	High Pressure Laminate Supplier
Champagne	Tafisa T492CR	Gingerbread	Tafisa T556UR
Hardrock Maple	Formica 86992-58	Portobello	Tafisa T557UR
Dune	Tafisa T491CR	Ash	Tafisa T535AT
Copper	Tafisa T521CR	Willow	Tafisa T543AT
Shiraz Cherry	Tafisa T472CR	Solid Laminates	
Park Avenue Walnut	Wilsonart 7984-38	Designer White	Wilsonart D354-60
Chocolate	Tafisa T498CR	Platinum	Tafisa T202CR
Nutmeg	Tafisa T477CR	Earth	Tafisa T767CR
Dark Walnut	Tafisa T469CR	Charcoal	Tafisa T228CR


PHASE OUT LAMINATES

Almond - Black- Shadows - Edgewood Sycamore - Gunstock Walnut

Non-Stocked Laminates

For specific lead time and application questions, please contact Krug Customer Service for your requirement. Upcharges will be applicable for non-stocked laminates, depending on their cost. Non-stock laminates may require a minimum order quantity, please contact customer service. Stocked polymer edges only can be specified for use with non-stocked laminates or tops will be self-edged.

METAL FINISHES



Silver Metallic



Brushed Nickel

URETHANE COLOR OPTIONS



Taupe



Grey




Black


SOLID SURFACE PROGRAM

The Solid Surface option provides an enhanced durability, protection and cleanability. It is available in 8 standard colors and is replaceable if it becomes damaged or degraded. See individual products for list upcharge chart.

GROUP GRADE A - WHITE




Glacier White



Cameo White

GROUP GRADE A - COLOR




Bisque

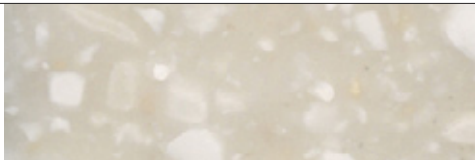


Linen

GROUP GRADE B



Antarctica

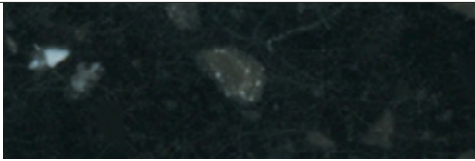


Savannah

GROUP GRADE C



Dove



Deep Night Sky



FSC
www.fsc.org
FSC® C021699

The mark of responsible forestry



All products are air emissions certified and are available as FSC® certified

krug

solutions@krug.ca | www.krug.ca | 1.888.578.KRUG