

FAERON
Price and Specification Guide
GSA
GS-03F-084DA



TERMS & CONDITIONS | INFORMATION FOR ORDERING ACTIVITIES

General Services Administration Federal Supply Schedule

FSC Groups 7110, 7125
Subcategory: Furniture
CONTRACT NUMBER: GS-03F-084DA
CONTRACT PERIOD: April 1, 2016 through March 31, 2026
CONTRACTOR/ ADMINISTRATOR: Mira Jaksic-Husic
Krug Inc.
421 Manitou Drive
Kitchener, Ontario, Canada
Tel: 1-800-265-2796
Fax: 1-800-265-2798

1. List of Special Item Numbers on Contract

33721P Packaged Office Furniture w Ancillary Installation Services
33721 Office Furniture w Ancillary Installation Services
339113H Healthcare Furniture w Ancillary Installation Services
OLM Order Level Materials

2. SPECIAL ITEM NUMBER	MAXIMUM ORDER
33721P	\$5,000,000
33721	\$250,000
339113H	\$500,000
OLM	\$250,000

3. SPECIAL ITEM NUMBER	MINIMUM ORDER
33721P	\$100.00
33721	\$100.00
339113H	\$100.00
OLM	NA

4. Geographic Coverage

48 contiguous States and Washington, DC

5. Point of Production

Krug Inc.
421 Manitou Drive
Kitchener, Ontario, CANADA
N2C 15L

6. Discount from List Prices

33721P Package Office Furniture Krug Product Discounts As Below
GSA Teaming Partner Products at their
Approved GSA Discount Terms. Krug
Installation Charge 12.75% of Net Order
(Max.). No Charge for Project Mgt Services.

33721 Office Furniture	
Executive Office Furniture	56.6%
Executive Conference Furniture	56.6%
Tables and Accessories	56.6%
Fully Upholstered Lounge Furniture	56.6%
Multiple Seating	56.6%
Multi-Purpose Seating	56.6%
Stacking Chairs	56.6%
Installation Ancillary to these products	12.75% Charge of Net Order (Max.)

339113H Healthcare Furniture	
Hospital Patient Room Furniture	56.6%
Hospital Geriatric Chairs & Lounge Seating	56.6%
Patient Service Systems	56.6%
Installation Ancillary to these products	12.75% Charge of Net Order (Max.)

7. Quantity Discounts (off Net pricing)

Multiple Seating, Multipurpose Seating, Stacking
Chairs

25,001 – 50,000	1%
50,001 – 100,000	2%
100,001 – 150,000	3%
150,001 – 250,000	4%

Lounge Seating, Tables & Accessories

25,000 – 50,000	1%
50,001 – 75,000	2%
75,001 – 100,000	3%
100,001 – 180,000	4%
180,001 – 200,000	5%
200,001 – 250,000	6%

Hosp/Geriatric Chairs and Lounge, Patient Room
Furniture, Patient Service Systems

\$100,000 - \$200,000	1%
\$200,000.01 - \$300,000	1.5%
\$300,000.01 - \$400,000	2%
\$400,000.01 - \$500,000	2.5%

Quantity Discounts for Executive Office and
Executive Conference are no longer applicable
based on the MAS Consolidation revisions to
Maximum Order Limits.

8. Prompt Payment Terms

Net 30 Days

9. Visa and MasterCard are accepted above and below the micro-purchase threshold.

NOTE: No additional discount will be offered on
orders placed using credit cards.

10. Foreign Items

All items manufactured in Canada.

11a. Time of Delivery

60-90 Days ARO for all items.

11b. Expedited Delivery

Please contract Krug GSA Customer Service for
information on Expedited Delivery/Krug Express
Program. 1-800-265-2796

11c. Overnight & 2 day Delivery

N/A

11d. Urgent Requirements

Please contact Krug for urgent requirements.

12. F.O.B. Point

Destination

13. Payment Address

Same as above

TERMS & CONDITIONS | INFORMATION FOR ORDERING ACTIVITIES

14. Warranty

For commercial products, Krug warrants the construction and the finish of all our products to be free from defects in materials and workmanship for a period of 10 years from the date of purchase. For Krug Healthcare products (as outlined in the US Healthcare price and specification Guide dated March 1, 2019), Krug warrants the construction and finish of all Healthcare products to be free from defects in materials and workmanship for the lifetime of their use. This warranty is applicable to products in use by their original purchaser. This warranty does not apply to components not manufactured by Krug including textiles, which are subject to the specific warranties of those manufacturers, if any. Textiles (fabric, leather, vinyl, or any other covering material) suppliers do not guarantee their products for durability and color fastness, and nor does Krug.

Casters, mechanical and electrical components have a warranty of five years from the date of purchase. The Krug warranty does not apply to COM-specified materials, damage caused by a carrier other than Krug, or variation in wood finishes due to natural wood color variation. Krug cannot be held responsible for variations in fabric dye lots from order to order. All fabric is carefully inspected when it is received, but a degree of variation in color should be expected. Repairs or replacement of any defect covered under this warranty by Krug will be made, at our option and method, at no charge to the original purchaser during the warranty period. Krug's judgement is final and binding with respect to the nature or cause of defects or damage, and the necessity or manner of repair or replacement.

This warranty does not apply to defects or damage resulting from:

- normal wear and tear occurring with the use of the product
- negligence, misuse, excessive use, alteration, improper cleaning or repair
- substitution or use of incorrect or unauthorized components or material
- handling or installation that is incorrect, or that causes damage or defect
- damage incurred by a freight carrier other than Krug
- wearing of finishes and fabrics, and normal variations in materials (including dye lot variations)
- properties of natural materials, including wood and leather
- exposure to environments with uncontrolled temperature and humidity (products must be transported, stored and used in climate controlled conditions)

Note, specific warranties for components and materials not manufactured by Krug: Height Adjustable Mechanism Warranty Krug warrants to the original consumer purchaser its Height Adjustable Mechanism that it will be free from defects in material and workmanship. This limited warranty covers material and manufacturing defects, which cause a non-conformance in the function of a table base and is limited to the following products and warranty term determined from their dates of purchase: a) Electronic components such as control boxes, hand switches and motors – two (2) years b) Mechanical components such as crank drives, spindles – five (5) years c) Structural components such as J-channels, feet and top supports – ten (10) years. The start of the warranty period is the documented date of your purchase of the product. The warranty herein is made to and for the benefit of the original consumer purchaser of the product and is non-transferable. If you discover a defect in material or workmanship during the warranty period, and Krug agrees that the defect exists, Krug will, at its option, repair or replace the Product at no charge to you, provided it is returned during the warranty period. In the unlikely event that your product should require repair or replacement during the warranty period, please contact Krug to obtain warranty service. The warranty period on replacement products is the remainder of the warranty on the original product or 30 days, whichever is longer.

Jordan Sleepers Heavy-Duty Mechanism, made with heavy gauge steel and minimal moving parts - is backed by a 5-year warranty on the mechanism itself, in addition to the lifetime warranty on the rest of the product. If it does become damaged or degraded, the mechanism can be field-replaced. Juno and Trevisa Overbed Tables have a 2-year warranty.

15. Export Packing Charges

Quoted upon request

16. Terms and Conditions of Government Commercial Credit Card

ACCEPTANCE: KRUG will accept the government commercial credit card but will not Offer any additional discount for orders placed using the credit card

17. Term and Conditions of Rental Maintenance and Repair.

N/A

18. Term and Conditions of Installation

N/A

19. Term and Conditions of Repair

N/A

20a. Term and Conditions for any other services

N/A

20. Service and Distribution points

Call contractor

21. Participating Dealers

Call contractor

22. Preventative Maintenance

N/A

23. Environmental Attributes

Krug maintains a program to reduce the impact on the environment of our products and operations.

24. Data Universal Number System (DUNS) number

251476669

25. Notification regarding registration in SAM.

Krug Inc.'s registration in SAM is current, accurate and valid.

26 Cage Code: 37310

FAERON | TABLE OF CONTENTS

i TERMS & CONDITIONS

FAERON WOOD | GUEST BACK

- 2 Faeron LEED Credit Summary
- 3 Faeron Features
- 4 Faeron Options
- 5 Faeron Dimensions & COM Requirements
- 6 Faeron Guest Pricing

FAERON METAL | GUEST BACK

- 8 Faeron LEED Credit Summary
- 9 Faeron Features
- 10 Faeron Options
- 11 Faeron Dimensions & COM Requirements
- 12 Faeron Guest Pricing

FAERON WOOD | PATIENT BACK

- 14 Faeron LEED Credit Summary
- 15 Faeron Dimensions, COM Requirements & Option Upcharges
- 16 Faeron Patient Pricing

FAERON METAL | PATIENT BACK

- 18 Faeron LEED Credit Summary
- 19 Faeron Dimensions & COM Requirements
- 20 Faeron Patient Pricing

FAERON WOOD | MULTIPLE GUEST & PATIENT SEATING

- 22 Faeron Multiple Seating Instructions
- 24 Faeron Dimensions & COM Requirements Pre-Configured Units
- 25 Faeron Multiple Seating Pre-Configured Units Pricing
- 27 Faeron Dimensions & COM Requirements Start, Center & End
- 28 Faeron Multiple Seating Start, Center & End Units Pricing
- 31 Faeron Freespan Dimensions & COM Requirements
- 32 Faeron Freespan Multiple Seating Pricing

FAERON METAL | MULTIPLE GUEST & PATIENT SEATING

- 36 Faeron Dimensions & COM Requirements Pre-Configured Units
- 37 Faeron Multiple Seating Pre-Configured Units Pricing
- 39 Faeron Dimensions & COM Requirements Start, Center & End
- 40 Faeron Multiple Seating Start, Center & End Units Pricing
- 46 Faeron Freespan Dimensions & COM Requirements
- 47 Faeron Freespan Multiple Seating Pricing

FAERON WOOD | EASY ACCESS SEATING

- 51 Faeron LEED Credit Summary
- 52 Faeron Dimensions, COM Requirements & Option Upcharges
- 53 Faeron Easy Access Chair Pricing

FAERON METAL | EASY ACCESS SEATING

- 54 Faeron LEED Credit Summary
- 55 Faeron Dimensions, COM Requirements & Option Upcharges
- 56 Faeron Easy Access Chair Pricing

FAERON WOOD | LOUNGE

- 57 Faeron LEED Credit Summary
- 58 Faeron Dimensions, COM Requirements & Option Upcharges
- 59 Faeron Lounge Features & Options
- 60 Faeron Lounge Pricing

FAERON METAL | LOUNGE

- 66 Faeron LEED Credit Summary
- 67 Faeron Dimensions, COM Requirements & Option Upcharges
- 68 Faeron Lounge Features & Options
- 69 Faeron Lounge Pricing

FAERON UPHOLSTERED | LOUNGE

- 79 Faeron Upholstered Lounge
- 80 Faeron Upholstered High Back Lounge
- 81 Faeron Upholstered Wing Back Lounge

FAERON WOOD | TABLES

- 82 Faeron LEED Credit Summary
- 84 Faeron Linking Tables
- 85 Faeron Free Standing Tables

FAERON METAL | TABLES

- 86 Faeron LEED Credit Summary
- 87 Faeron Linking Tables
- 88 Faeron Free Standing Tables

GENERAL INFORMATION

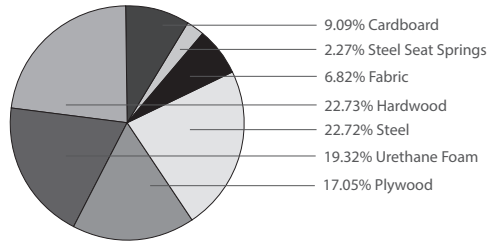
- 89 Terms & Conditions
- 89 Warranty
- 91 KRUG Textiles - Upholstery Fabrics
- 93 KRUG Textiles - Leather & Faux Leather
- 95 Customer's Own Material (COM/COL)
- 95 CAL 133 & Moisture Barrier
- 96 Graded-In Upholstery Programs
- 96 *KRUGEXPRESS* Program
- 97 Wood Finishes
- 97 Standard Laminates
- 98 Metal Finishes
- 98 Urethane Color Options
- 98 Solid Surface Program

FAERON WOOD | ENVIRONMENTAL SUMMARY

LEED CI CREDITS



MATERIAL CONTENT:



PRE-CONSUMER
RECYCLED CONTENT = 6.25%

POST-CONSUMER
RECYCLED CONTENT = 13.64%

Up to 31.82% of this Faeron product is recyclable at the end of its useful life.

CONTRIBUTES TO		
CREDIT 2.1 - 2.2	Construction Waste Management	1-2 point(s)
CREDIT 3.3	Resource Reuse	1 point
CREDIT 4.1	Recycled Content	1 point
CREDIT 4.5	Low Emitting Materials, Systems & Seating	1 point
CREDIT 5.1	Regional Materials*	1 point
CREDIT 7	Certified Wood (MUST BE REQUESTED)	1 point(s)

*This credit is only applicable if in total 20% of the combined value of the procurement of construction materials and in the furniture are manufactured within a radius of 500 miles. This credit will apply if the installation of the finished product occurs within 500 miles of Kitchener, Ontario.

level® CERTIFICATION, AIR EMISSIONS AND FSC® CERTIFICATION



level® CERTIFICATION

BIFMA's e3 Furniture Sustainability Standard is a voluntary, multi-attribute standard that measures the degree of sustainability of furniture. This standard evaluates product and company environmental attributes and compliance systems in a wide range of elements which include Materials, Energy & Atmosphere, Human & Ecosystem Health and Social Responsibility. Faeron products have earned level®, BIFMA's sustainability certification program for furniture, certification through third-party verification against the e3 standard.

AIR-EMISSIONS

All Faeron products are supplied with air-emissions certified. Contact customer service for information.



FSC®

In 2005, Krug received Forest Stewardship Council® (FSC®) Chain-of-Custody certification for our manufacturing facilities. The FSC® Chain-of-Custody tracks certified wood from seedling to final sale. It verifies that the material for our FSC® certified products only come from well-managed, FSC®-certified forests and other controlled sources. FSC® is dedicated to the promotion of responsible forest management worldwide helping to take care of forests for future generations. Faeron and other Krug products can be specified with FSC® Certification. Contact customer service for further information, pricing and lead times.



Architects, designers, and building professionals can specify FSC®-certified products in order to achieve a point from the U.S. Green Building Council's Leadership in Energy and Environmental Design (LEED) Rating System.

FAERON WOOD | GUEST, PATIENT, MULTIPLE & EASY ACCESS FEATURES



CLEAN OUT

All Faeron seating models have a built-in clean out feature: a space at the back of the seat that allows dirt, debris and liquid to fall to the floor for easy clean up and maintenance - designed so that it does not detract from the comfort or appearance of the product.



FLEX BACK

The ergonomically designed back has been designed with a slight flexing action, to enhance the level of long-term sitting comfort, and provide greater ease of egress.



WALL SAVER

The angle of the back and the rear legs are designed to keep the back away from the wall, to prevent wear and damage to both the chairs and to the walls of the facility.



STEEL SEAT FRAME

Steel seat frames are joined to other components with hardened steel bolts and inserts, ensuring exceptional durability and strength. In addition they ease re-configurability and on-site replacement of damaged or degraded components.



SEAT COMFORT

Seats feature a spring suspension across the entire model range for exceptional comfort while high grade foam provides superior support and longevity.



PLUS UPGRADE

Faeron 30" and 44" models feature Plus Upgrade. Plus Upgraded seating has been engineered to support higher weight capacities, accommodating a wider variety of users.



GLIDES

Faeron's Beech wood legs feature non-marring glides.

FINISH DURABILITY

The Krug's finish, a proprietary catalyzed varnish formulation, has been repeatedly shown, through independent laboratory testing, to be the industry leader in durability and abrasion resistance. The Krug finish looks better longer than competitors, and is uniquely suited to the demands of healthcare environments.

LATEX FREE

Krug products are made with latex-free materials to prevent the allergic reaction that latex causes in some people.

REPLACEABLE COMPONENTS

Faeron chairs are uniquely designed to allow virtually all major components to be field replaced, providing a very cost effective means to significantly extend the life of the product. Seats, backs, frames are field replaceable. Pricing and model numbers can be viewed online at www.krug.ca.

CUSTOM CAPABILITIES

Modifications in dimension, seat and back shape or thickness, and other modifications are possible with Krug's capability to customize for specific requirements and needs. We can also provide custom finishes.

WEIGHT CAPACITIES

Faeron weight capacities are as follows:

Guest & Patient Chairs (21" & 24") - 500 lbs

Plus Chairs (30" & 44") - 750 lbs

Easy Access Chairs - 500 lbs

Multiple Seating & Pre-configured - 500 lbs per seat

2-Seat Freespan - 625 lbs per unit


3-Seat Freespan - 750 lbs per unit

FAERON WOOD | GUEST, PATIENT, MULTIPLE & EASY ACCESS OPTIONS




ARM PANELS

Panel arms are available in semi and fully closed styles for optimum design flexibility.




URETHANE ARM CAP

The optional Urethane Arm Cap provides enhanced durability and protection for the arms. This is field replaceable if this becomes damaged or degraded and is available in three colors; Black, Grey and Taupe.




SOLID SURFACE ARM CAP

The optional Solid Surface Arm Cap provides enhanced durability, protection and cleanability for the arms. This is field replaceable if this becomes damaged or degraded and is available in 8 standard colors.



SOLID SURFACE ARM FRAME

The optional Solid Surface Arm provides a fully seamless armrest for enhanced durability, protection and cleanability. It is available in 8 standard colors and replaceable as a full side frame if it becomes damaged or degraded.



COMBINATION UPHOLSTERY OPTION

When combination upholstery is specified with fabric of the same grade or COM, an upcharge for dual fabrics is **\$32 list** per unit and **\$61 list** per unit for three fabrics will be applied. When graded in combination upholstery is selected, use the highest grade upholstery selected or to obtain a quote for blended grading contact Customer Service (please provide the fabrics specified and location of where each fabric is to be applied on the product).



KINETIC BACK OPTION

Provides the chair back with a very pleasant and comfortable rocking motion, which can significantly enhance long-term sitting for patients and guests alike. The durable spring-loaded mechanism provides a range of motion of 20 degrees, and can be field-installed or replaced. It's available on any Faeron Guest or Patient chair back with the exception of the Plus styles (30" and 44").



CLEANABLE UNDER-SEAT SPLASHGUARD

All Faeron seating models are available with a plastic moisture barrier that covers and encloses the underside of the seat (while still allowing air transfer and ventilation in and out of the seat cushion). The Splashguard significantly enhances the germ resistance properties of the product, by enclosing the part of the chair that can be most susceptible to infection-causing pathogens. The Splashguard is a smooth, easy to clean surface, either while on the chair or when removed, and is also field replaceable.

GANGING

All Faeron freestanding Guest/Patient chairs can be ganged using a ganging bracket. The powder coated metal bracket is fastened to the inside face of each side frame. Ganging Brackets are available for an upcharge of **\$50 list** per chair.

REMOVABLE COVERS

Faeron chairs (all sizes) are available with removable seat and back covers. Replacement seat and back covers can be quickly installed on Faeron products that were originally ordered with the Removeable cover option. Replacement seat and back covers can also be installed on Faeron products that were not originally ordered with the removable cover option, with some simple staple removal on the original seats and backs

MOISTURE BARRIER & CAL 133

California Technical Bulletin 133 is a flammability test for seating. Krug offers a compliance method, in combination with non-flammable upholstery covers, may enable products to meet certification requirements for this test. This process at the same time also provides the products with a Moisture Barrier - a treatment that helps to prevent the passage of liquids and moisture to inside of the upholstered components - thereby conferring sanitary and anti-infection benefits. So when CAL 133 is specified, the product also automatically has a Moisture Barrier, and when a Moisture Barrier is specified, the product also features the compliance method and low flammability features of CAL 133.

The application of this up-charge and the compliance method does not mean that the specific configuration of product and upholstery cover are tested and officially certified as being CAL133 compliant. If the official certification is required, Krug will provide this (through an independent certified testing laboratory) at a charge of \$874 per item, plus the cost of the product to be tested. Lead time for certification testing is typically 4-8 weeks. Krug assumes no responsibility for the testing of our products in combination with upholstery covers, or for the results of any testing conducted. Some specific configurations of products and upholstery have already been tested. Please contact Customer Service for additional information.

FAERON WOOD | GUEST, DIMENSIONS & COM REQUIREMENTS

DIMENSIONS

	Overall Width	Overall Depth	Overall Height	Seat Height	Height of Arms from Floor	Width Between Arms	Seat Depth	Shipping Weight	Cube
21" Seat	25.0	26.3	34.5	19.0	25.0	21	19.5	44	14
24" Seat	28.0	26.3	34.5	19.0	25.0	24	19.5	48	19
30" Seat	34.0	26.3	34.5	19.0	25.0	30	19.5	54	20
44" Seat	48.0	26.3	34.5	19.0	25.0	44	19.5	71	28

COM- YARDAGE REQUIREMENTS

	COM Yardage Seat & Back	COM Yardage Seats Only	COM Yardage Back Only	COM Yardage Closed Arm Panel
21" & 24" - One Chair	1.6	0.9	1.4	0.8
30" - One Chair	2.3	0.9	1.4	0.8
44" - One Chair	2.9	1.5	1.6	0.8

Note: Some vinyls, leathers & upholsteries are not suitable for application on Faeron seating.
The approval process is as follows:
1. A sample of the COM must be provided to Krug Customer Service prior to or at the time of order.
2. The sample will be reviewed and the customer advised if the fabric is unsuitable.
3. The COM fabric or leather will be inspected when received at the factory, to identify any further concerns with its suitability.

COMBINATION UPHOLSTERY OPTION

When combination upholstery is specified with fabric of the same grade or COM, an upcharge for dual fabrics is **\$32 list** per unit and **\$61 list** per unit for three fabrics will be applied. When graded in combination upholstery is selected, use the highest grade upholstery selected or to obtain a quote for blended grading contact Customer Service (please provide the fabrics specified and location of where each fabric is to be applied on the product).





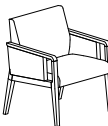

WEIGHT CAPACITIES

Faeron weight capacities are as follows:
Guest Chairs (21" & 24") - 500 lbs
Guest Plus Chairs (30" & 44") - 750 lbs

Faeron Option Upcharges	\$ List		\$ List
CAL 133 & Moisture Barrier (per yard)	61	Solid Surface Arm Cap (per pair) - Gr A White	347
Ganging Bracket	56	Solid Surface Arm Cap (per pair) - Gr A Color	359
Kinetic Back (not available for 30" & 44")	115	Solid Surface Arm Cap (per pair) - Gr B	378
21" & 24" Under-seat Splashguard	56	Solid Surface Arm Cap (per pair) - Gr C	391
30" Under-seat Splashguard	69	Solid Surface Arm (per pair) - Gr A White	546
44" Under-seat Splashguard	87	Solid Surface Arm (per pair) - Gr A Color	570
Removeable Seat Cover	86	Solid Surface Arm (per pair) - Gr B	615
Removable Back Cover	56	Solid Surface Arm (per pair) - Gr C	646
Urethane Arm Cap (per pair)	132		

See page 98 for color selection.

FAERON WOOD | GUEST




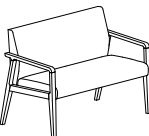

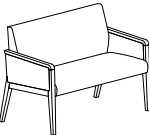
DESCRIPTION/MODEL	Species	COM		COL	FABRIC GRADES				LEATHER	
		1	2		4	5	6	7	8	9
 21" Open Arm FAE2-G21ONC	Beech Palette	1080	1122	1165	1252	1338	1424	1513	1599	1773
 21" Semi Closed Arm FAE2-G21SNC	Beech Palette	1466	1533	1597	1727	1859	1988	2117	2249	2510
 21" Closed Arm FAE2-G21CNC	Beech Palette	1480	1542	1609	1739	1871	2000	2131	2261	2520
 24" Open Arm FAE2-G24ONC	Beech Palette	1156	1199	1243	1330	1417	1505	1590	1677	1852
 24" Semi Closed Arm FAE2-G24SNC	Beech Palette	1543	1610	1675	1806	1936	2066	2197	2327	2588
 24" Closed Arm FAE2-G24CNC	Beech Palette	1557	1622	1688	1818	1947	2080	2209	2340	2599

ORDERING NOTES: Faeron chairs can be specified with Urethane Arm Caps (UC), Solid Surface Arm Caps (SC) or Solid Surface Arm (SA), replace "NC" in the model number with the **Arm Style** selection below and add the upcharge listed on [page 5](#). See page 98 for color selection.

PRODUCT CODE KEY

Line	Series	Chair Type	Size	Arm Type	Arm Style
<div>FAE</div> <div>Faeron</div>	<div>2</div> <div>Chair</div>	<div>G</div> <div>Guest Seating</div>	<div>21</div>	<div>O</div> <div>Open Arm</div>	<div>NC</div> <div>No Cap</div>
			<div>24</div>	<div>S</div> <div>Semi Closed Arm</div>	<div>UC</div> <div>Urethane Cap</div>
			<div>30</div>	<div>C</div> <div>Closed Arm</div>	<div>SC</div> <div>Solid Surface Cap</div>
			<div>44</div>		<div>SA</div> <div>Solid Surface Arm</div>

FAERON WOOD | GUEST

DESCRIPTION/MODEL	Species	COM		COL	FABRIC GRADES				LEATHER	
		1	2		4	5	6	7	8	9
 30" Open Arm FAE2-G30ONC	Beech Palette	1319	1382	1442	1567	1694	1819	1943	2067	2318
 30" Semi Closed Arm FAE2-G30SNC	Beech Palette	1707	1792	1875	2044	2213	2381	2551	2718	3055
 30" Closed Arm FAE2-G30CNC	Beech Palette	1719	1803	1887	2058	2223	2392	2562	2730	3066
 44" Open Arm FAE2-G44ONC	Beech Palette	1621	1698	1778	1936	2092	2250	2409	2566	2881
 44" Semi Closed Arm FAE2-G44SNC	Beech Palette	2009	2109	2211	2411	2612	2814	3013	3214	3617
 44" Closed Arm FAE2-G44CNC	Beech Palette	2020	2121	2221	2422	2623	2824	3026	3225	3630

ORDERING NOTES: Faeron chairs can be specified with Urethane Arm Caps (UC), Solid Surface Arm Caps (SC) or Solid Surface Arm (SA), replace “NC” in the model number with the **Arm Style** selection below and add the upcharge listed on **Page 5**. See **Pages 98** for color selection.

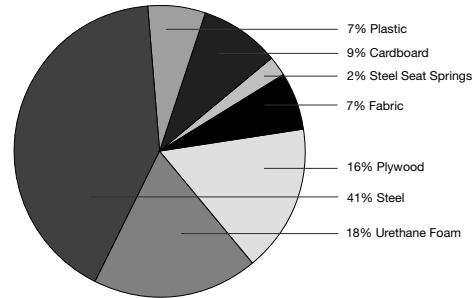
PRODUCT CODE KEY					
Line	Series	Chair Type	Size	Arm Type	Arm Style
<div>FAE</div> Faeron	<div>2</div> Chair	<div>G</div> Guest Seating	<div>21</div>	<div>O</div> Open Arm	<div>NC</div> No Cap
			<div>24</div>	<div>S</div> Semi Closed Arm	<div>UC</div> Urethane Cap
			<div>30</div>	<div>C</div> Closed Arm	<div>SC</div> Solid Surface Cap
			<div>44</div>		<div>SA</div> Solid Surface Arm

FAERON METAL | ENVIRONMENTAL SUMMARY

LEED CI CREDITS



MATERIAL CONTENT:



PRE-CONSUMER
RECYCLED CONTENT = 10.87 %

POST-CONSUMER
RECYCLED CONTENT = 17.48%

Up to 50% of this Faeron Metal product is recyclable at the end of its useful life.

CONTRIBUTES TO

CREDIT 2.1 - 2.2	Construction Waste Management	1-2 point(s)
CREDIT 3.3	Resource Reuse	1 point
CREDIT 4.1	Recycled Content	1 point
CREDIT 4.2	Recycled Content	1 point
CREDIT 4.5	Low Emitting Materials, Systems & Seating	1 point
CREDIT 5.1	Regional Materials*	1 point
CREDIT 7	Certified Wood (MUST BE REQUESTED)	1 point(s)

*This credit is only applicable if in total 20% of the combined value of the procurement of construction materials and in the furniture are manufactured within a radius of 500 miles. This credit will apply if the installation of the finished product occurs within 500 miles of Kitchener, Ontario.

level® CERTIFICATION, AIR EMISSIONS AND FSC® CERTIFICATION



level® CERTIFICATION

BIFMA's e3 Furniture Sustainability Standard is a voluntary, multi-attribute standard that measures the degree of sustainability of furniture. This standard evaluates product and company environmental attributes and compliance systems in a wide range of elements which include Materials, Energy & Atmosphere, Human & Ecosystem Health and Social Responsibility. Faeron products have earned level®, BIFMA's sustainability certification program for furniture, certification through third-party verification against the e3 standard.

AIR-EMISSIONS

All Faeron products are supplied with air-emissions certified. Contact customer service for information.



FSC®

In 2005, Krug received Forest Stewardship Council® (FSC®) Chain-of-Custody certification for our manufacturing facilities. The FSC® Chain-of-Custody tracks certified wood from seedling to final sale. It verifies that the material for our FSC® certified products only come from well-managed, FSC®-certified forests and other controlled sources. FSC® is dedicated to the promotion of responsible forest management worldwide helping to take care of forests for future generations. Faeron and other Krug products can be specified with FSC® Certification. Contact customer service for further information, pricing and lead times.



Architects, designers, and building professionals can specify FSC®-certified products in order to achieve a point from the U.S. Green Building Council's Leadership in Energy and Environmental Design (LEED) Rating System.

FAERON METAL | GUEST, PATIENT, MULTIPLE & EASY ACCESS FEATURES



CLEAN OUT

All Faeron Metal seating models have a built-in clean out feature: a space at the back of the seat that allows dirt, debris and liquid to fall to the floor for easy clean up and maintenance - designed so that it does not detract from the comfort or appearance of the product.



FLEX BACK

The ergonomically designed back has been designed with a slight flexing action, to enhance the level of long-term sitting comfort, and provide greater ease of egress.



WALL SAVER

The angle of the back and the rear legs are designed to keep the back away from the wall, to prevent wear and damage to both the chairs and to the walls of the facility.




STEEL SEAT FRAME

Steel seat frames are joined to other components with hardened steel bolts and inserts, ensuring exceptional durability and strength. The seats feature a spring system that substantially enhances comfort and extends product life cycle. Seats are removable, and field replaceable.



SEAT COMFORT

Seats feature a spring suspension for exceptional comfort while high grade foam provides superior support and longevity.



POLYMER ARM

Faeron arms are durable, comfortable, and long lasting. They are made with injected polymer that is a solid color throughout the arm and are available in three color options: Black, Grey and Taupe.

METAL FINISHES

Faeron Metal chairs are available in two metal finishes; Silver Metallic and Brushed Nickel.

FINISH DURABILITY

The Krug's finish, a proprietary catalyzed varnish formulation, has been repeatedly shown, through independent laboratory testing, to be the industry leader in durability and abrasion resistance. The Krug finish looks better longer and is especially suited to the demands of healthcare environments.

LATEX FREE

Krug products are made with latex-free materials to prevent the allergic reaction that latex causes in some people.

REPLACEABLE COMPONENTS

Faeron Metal chairs are uniquely designed to allow virtually all major components to be field replaced, providing a very cost effective means to significantly extend the life of the product. Seats, backs, frames are field replaceable. Pricing and model numbers can be viewed online at www.krug.ca.

CUSTOM CAPABILITIES

Modifications in dimension, seat and back shape or thickness, and other modifications are possible with Krug's capability to customize for specific requirements and needs. We can also provide custom finishes.

WEIGHT CAPACITIES

Faeron Metal weight capacities are as follows:

Guest & Patient Chairs (21" & 24") - 500 lbs

Plus Chairs (30" & 44") - 750 lbs

Easy Access Chairs - 500 lbs

Multiple Seating & Pre-configured - 500 lbs per seat

2-Seat Freespan - 625 lbs per unit

3-Seat Freespan - 750 lbs per unit

PLUS UPGRADE

Faeron 30" and 44" models feature Plus Upgrade. Plus Upgraded seating has been engineered to support higher weight capacities, accommodating a wider variety of users.

[Faeron Metal Images | www.krug.ca](http://www.krug.ca)

FAERON METAL | GUEST, PATIENT, MULTIPLE & EASY ACCESS OPTIONS



ARM PANEL

Upholstered arm panels are available in both semi- and fully-closed styles, and are field replaceable if damaged.



SOLID SURFACE ARM

The optional Solid Surface Arm provides a fully seamless armrest for enhanced durability, protection and cleanability. It is available in 8 standard Corian colors, and custom colors (at an upcharge). Arms are replaceable as a full side frame if they become damaged or degraded.



WOOD ARM

Wood arms are solid Beech and available in standard and custom finishes. Krug's wood finish is a proprietary high-durability formulation that has been shown to be an industry leader in abrasion resistance. Arms can be replaced if they do become damaged or degraded.



COMBINATION UPHOLSTERY OPTION

When combination upholstery is specified with fabric of the same grade or COM, an upcharge for dual fabrics is **\$32 list** per unit and **\$61 list** per unit for three fabrics will be applied. When graded in combination upholstery is selected, use the highest grade upholstery selected or to obtain a quote for blended grading contact Customer Service (please provide the fabrics specified and location of where each fabric is to be applied on the product.)



KINETIC BACK OPTION

The optional Kinetic Back provides the chair back with a very pleasant and comfortable rocking motion, which can significantly enhance long-term sitting for patients and guests alike. The durable spring-loaded mechanism provides a range of motion of 20 degrees, and can be field-installed or replaced. It's available on any Faeron Guest or Patient chair back with the exception of the Plus styles (30" and 44").



CLEANABLE UNDER-SEAT SPLASHGUARD

All Faeron Metal seating models are available with a plastic moisture barrier that covers and encloses the underside of the seat (while still allowing air transfer and ventilation in and out of the seat cushion). The Splashguard significantly enhances the anti-microbial and germ resistance properties of the product, by enclosing the part of the chair that can be most susceptible to infection-causing pathogens. The Splashguard is a smooth, easy to clean surface, either while on the chair or when removed, and is also field replaceable.



REMOVABLE COVERS

Faeron Metal chairs (all sizes) are available with removable seat and back covers. Replacement seat and back covers can be quickly installed on Faeron products that were originally ordered with the Removeable cover option. Replacement seat and back covers can also be installed on Faeron products that were not originally ordered with the removeable cover option, with some simple staple removal on the original seats and backs.

METAL FINISH OPTIONS

Silver Metallic frames are available with an anti-microbial finish for an upcharge of **\$61 list** per arm frame pair or table. Additional Frame Finishes, which include anti-microbial finish, are available for an upcharge of **\$61 list** per per arm frame pair or table. Available colors are: White, Parchment, Sand, Taupe, Warm Grey, Cool Grey or Black. For all metal finishes other than Silver Metallic Standard, there is a minimum order quantity of 30 units per color. Upcharges for order quantities less than 30 units per color or custom metal finishes, please contact Customer Service to obtain a quote.

MOISTURE BARRIER & CAL 133

California Technical Bulletin 133 is a flammability test for seating. Krug offers a compliance method, in combination with non-flammable upholstery covers, may enable products to meet certification requirements for this test. This process at the same time also provides the products with a Moisture Barrier - a treatment that helps to prevent the passage of liquids and moisture to inside of the upholstered components - thereby conferring sanitary and anti-infection benefits. So when CAL 133 is specified, the product also automatically has a Moisture Barrier, and when a Moisture Barrier is specified, the product also features the compliance method and low flammability features of CAL 133.

The application of this up-charge and the compliance method does not mean that the specific configuration of product and upholstery cover are tested and officially certified as being CAL133 compliant. If the official certification is required, Krug will provide this (through an independent certified testing laboratory) at a charge of \$874 per item, plus the cost of the product to be tested. Lead time for certification testing is typically 4-8 weeks. Krug assumes no responsibility for the testing of our products in combination with upholstery covers, or for the results of any testing conducted. Some specific configurations of products and upholstery have already been tested. Please contact Customer Service for additional information.

GANGING

All Faeron Metal freestanding Guest/Patient chairs can be ganged using a ganging bracket. The powder coated metal bracket is fastened to the inside face of each side frame. Ganging Brackets are available for an upcharge of **\$56 list** per chair.

FAERON METAL | GUEST

DIMENSIONS

	Overall Width	Overall Depth	Overall Height	Seat Height	Height of Arms from Floor	Width Between Arms	Seat Depth	Shipping Weight	Cube
21" Seat	25.0	26.3	34.5	19.0	25.0	21	19.5	56	14
24" Seat	28.0	26.3	34.5	19.0	25.0	24	19.5	60	19
30" Seat	34.0	26.3	34.5	19.0	25.0	30	19.5	66	20
44" Seat	48.0	26.3	34.5	19.0	25.0	44	19.5	83	28

COM- YARDAGE REQUIREMENTS

	COM Yardage Seat & Back	COM Yardage Seats Only	COM Yardage Back Only	COM Yardage Closed Arm Panel
21" & 24" - One Chair	1.6	0.9	1.4	0.96
30" - One Chair	2.3	0.9	1.4	0.96
44" - One Chair	2.9	1.5	1.6	0.96

ORDERING NOTES:

The approval process is as follows:

1. A sample of the COM must be provided to Krug Customer Service prior to or at the time of order.
 2. The sample will be reviewed and the customer advised if the fabric is unsuitable.
 3. The COM fabric or leather will be inspected when received at the factory, to identify any further concerns with its suitability.
- Note: Some vinyls, leathers & upholsteries are not suitable for application on Faeron Metal seating.

A drawing showing the configuration of the multiple seating and tables is required with each purchase order.

COMBINATION UPHOLSTERY OPTION

When combination upholstery is specified with fabric of the same grade or COM, an upcharge for dual fabrics is **\$32 list** per unit and **\$61 list** per unit for three fabrics will be applied. When graded in combination upholstery is selected, use the highest grade upholstery selected or to obtain a quote for blended grading contact Customer Service (please provide the fabrics specified and location of where each fabric is to be applied on the product).

Faeron Option Upcharges	\$ List		\$ List
CAL 133 & Moisture Barrier (per yard)	61	Solid Surface Arm (per pair) - Gr A White	546
Ganging Bracket	56	Solid Surface Arm (per pair) - Gr A Color	570
Kinetic Back (not available for Plus)	115	Solid Surface Arm (per pair) - Gr B	615
21" & 24" Under-seat Splashguard	56	Solid Surface Arm (per pair) - Gr C	646
30" Under-seat Splashguard	69	Beech/Palette Wood Arm (per pair)	205
44" Under-seat Splashguard	87	See Page 98 for color selection.	
Removeable Seat Cover	86		
Removable Back Cover	56		
Non-Marring Glides	16		

WEIGHT CAPACITIES

Faeron Metal weight capacities are as follows:







Guest Chairs (21" & 24") - 500 lbs

Plus Chairs (30" & 44") - 750 lbs

FEATURES:

For a complete list of features see [Page 9](#).

FAERON METAL | GUEST

DESCRIPTION/MODEL	COM		COL	FABRIC GRADES				LEATHER	
	1	2		4	5	6	7	8	9
	21" Open Polymer Arm, Silver Metallic Frame FAE2M-G21OPAS								
	966	1009	1046	1131	1212	1296	1379	1462	1627
	21" Open Polymer Arm, Brushed Nickel Frame FAE2M-G21OPAN								
	1150	1192	1233	1315	1397	1481	1564	1647	1812
	21" Semi Closed Polymer Arm, Silver Metallic Frame FAE2M-G21SPAS								
	1336	1397	1460	1584	1708	1832	1958	2081	2329
	21" Semi Closed Polymer Arm, Brushed Nickel Frame FAE2M-G21SPAN								
	1520	1582	1645	1769	1893	2017	2142	2265	2514
	21" Closed Polymer Arm, Silver Metallic Frame FAE2M-G21CPAS								
	1347	1410	1470	1594	1719	1843	1967	2091	2341
	21" Closed Polymer Arm, Brushed Nickel Frame FAE2M-G21CPAN								
	1533	1592	1655	1780	1904	2029	2154	2277	2526
	24" Open Polymer Arm, Silver Metallic Frame FAE2M-G24OPAS								
	1040	1082	1123	1206	1290	1370	1455	1537	1703
	24" Open Polymer Arm, Brushed Nickel Frame FAE2M-G24OPAN								
	1224	1267	1308	1391	1472	1556	1638	1720	1886
	24" Semi Closed Polymer Arm, Silver Metallic Frame FAE2M-G24SPAS								
	1411	1471	1535	1660	1782	1907	2032	2156	2403
	24" Semi Closed Polymer Arm, Brushed Nickel Frame FAE2M-G24SPAN								
	1593	1656	1718	1843	1966	2090	2216	2340	2588
	24" Closed Polymer Arm, Silver Metallic Frame FAE2M-G24CPAS								
	1421	1483	1545	1670	1794	1918	2043	2166	2415
	24" Closed Polymer Arm, Brushed Nickel Frame FAE2M-G24CPAN								
	1606	1668	1730	1854	1979	2103	2228	2349	2599

ORDERING NOTES:

Faeron Metal chairs can also be specified with a Wood Arm (WA) or a Solid Surface Arm (SA), replace "PA" in the model number with the **Arm Style** selection below and add the upcharge listed. See **Page 98** for color selection.

Arm Style Option Upcharges




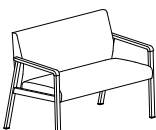
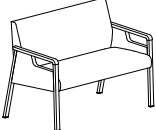
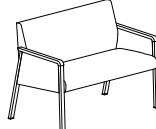
\$ List

Solid Surface Arm (per pair) - Gr A White	546
Solid Surface Arm (per pair) - Gr A Color	570
Solid Surface Arm (per pair) - Gr B	615
Solid Surface Arm (per pair) - Gr C	646
Beech/Palette Wood Arm (per pair)	205

PRODUCT CODE KEY

Line	Series	Chair Type	Size	Arm Type	Arm Style	Metal Finish
<div>FAE</div> <div>Faeron</div>	<div>2M</div> <div>Chair</div>	<div>G</div> <div>Guest Seating</div>	<div>21</div>	<div>O</div> <div>Open Arm</div>	<div>PA</div> <div>Polymer Arm</div>	<div>S</div> <div>Silver Metallic</div>
			<div>24</div>	<div>S</div> <div>Semi Closed Arm</div>	<div>WA</div> <div>Wood Arm</div>	<div>N</div> <div>Brushed Nickel</div>
			<div>30</div>	<div>C</div> <div>Closed Arm</div>	<div>SA</div> <div>Solid Surface Arm</div>	
			<div>44</div>			

FAERON METAL | GUEST

DESCRIPTION/MODEL	COM		COL	FABRIC GRADES			LEATHER		
	1	2		4	5	6	7	8	9
	30" Open Polymer Arm, Silver Metallic Frame FAE2M-G30OPAS		1195 1254	1313	1434	1552	1672	1790	1908 2147
	30" Open Polymer Arm, Brushed Nickel Frame FAE2M-G30OPAN		1379 1438	1497	1617	1736	1855	1974	2092 2332
	30" Semi Closed Polymer Arm, Silver Metallic Frame FAE2M-G30SPAS		1565 1646	1725	1886	2045	2207	2367	2528 2847
	30" Semi Closed Polymer Arm, Brushed Nickel Frame FAE2M-G30SPAN		1750 1830	1909	2070	2231	2391	2551	2712 3034
	30" Closed Polymer Arm, Silver Metallic Frame FAE2M-G30CPAS		1578 1656	1736	1896	2058	2218	2378	2538 2860
	30" Closed Polymer Arm, Brushed Nickel Frame FAE2M-G30CPAN		1761 1840	1920	2082	2242	2403	2562	2723 3043
	44" Open Polymer Arm, Silver Metallic Frame FAE2M-G44OPAS		1482 1557	1632	1781	1933	2082	2232	2383 2682
	44" Open Polymer Arm, Brushed Nickel Frame FAE2M-G44OPAN		1666 1740	1817	1965	2116	2268	2416	2567 2866
	44" Semi Closed Polymer Arm, Silver Metallic Frame FAE2M-G44SPAS		1852 1947	2043	2234	2425	2616	2808	2998 3384
	44" Semi Closed Polymer Arm, Brushed Nickel Frame FAE2M-G44SPAN		2037 2133	2229	2419	2611	2802	2993	3184 3567
	44" Closed Polymer Arm, Silver Metallic Frame FAE2M-G44CPAS		1863 1960	2055	2245	2438	2629	2819	3011 3394
	44" Closed Polymer Arm, Brushed Nickel Frame FAE2M-G44CPAN		2047 2145	2240	2431	2622	2814	3006	3196 3580

ORDERING NOTES: Faeron Metal chairs can also be specified with a Wood Arm (WA) or a Solid Surface Arm (SA), replace "PA" in the model number with the Arm Style selection below and add the upcharge listed. See page 98 for color selection.	Arm Style Option Upcharges		\$ List
	Solid Surface Arm (per pair) - Gr A White		546
	Solid Surface Arm (per pair) - Gr A Color		570
	Solid Surface Arm (per pair) - Gr B		615
	Solid Surface Arm (per pair) - Gr C		646
	Beech/Palette Wood Arm (per pair)		205

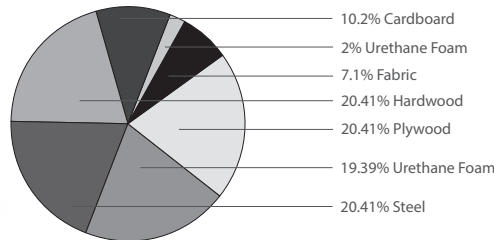
Line	Series	Chair Type	Size	Arm Type	Arm Style	Metal Finish
<div>FAE</div> Faeron	<div>2M</div> Chair	<div>G</div> Guest Seating	<div>21</div>	<div>O</div> Open Arm	<div>PA</div> Polymer Arm	<div>S</div> Silver Metallic
			<div>24</div>	<div>S</div> Semi Closed Arm	<div>WA</div> Wood Arm	<div>N</div> Brushed Nickel
			<div>30</div>	<div>C</div> Closed Arm	<div>SA</div> Solid Surface Arm	
			<div>44</div>			

FAERON WOOD | ENVIRONMENTAL SUMMARY

LEED CI CREDITS



MATERIAL CONTENT:



PRE-CONSUMER
RECYCLED CONTENT = 5.61%

POST-CONSUMER
RECYCLED CONTENT = 14.18%

Up to 33.61% of this Faeron product is recyclable at the end of its useful life.

CONTRIBUTES TO		
CREDIT 2.1 - 2.2	Construction Waste Management	1-2 point(s)
CREDIT 3.3	Resource Reuse	1 point
CREDIT 4.1	Recycled Content	1 point
CREDIT 4.5	Low Emitting Materials, Systems & Seating	1 point
CREDIT 5.1	Regional Materials*	1 point
CREDIT 7	Certified Wood (MUST BE REQUESTED)	1 point(s)

*This credit is only applicable if in total 20% of the combined value of the procurement of construction materials and in the furniture are manufactured within a radius of 500 miles. This credit will apply if the installation of the finished product occurs within 500 miles of Kitchener, Ontario.

level® CERTIFICATION, AIR EMISSIONS AND FSC® CERTIFICATION



level® CERTIFICATION

BIFMA's e3 Furniture Sustainability Standard is a voluntary, multi-attribute standard that measures the degree of sustainability of furniture. This standard evaluates product and company environmental attributes and compliance systems in a wide range of elements which include Materials, Energy & Atmosphere, Human & Ecosystem Health and Social Responsibility. Faeron products have earned level®, BIFMA's sustainability certification program for furniture, certification through third-party verification against the e3 standard.

AIR-EMISSIONS

All Faeron products are supplied with air-emissions certified. Contact customer service for information.



FSC®

In 2005, Krug received Forest Stewardship Council® (FSC®) Chain-of-Custody certification for our manufacturing facilities. The FSC® Chain-of-Custody tracks certified wood from seedling to final sale. It verifies that the material for our FSC® certified products only come from well-managed, FSC®-certified forests and other controlled sources. FSC® is dedicated to the promotion of responsible forest management worldwide helping to take care of forests for future generations. Faeron and other Krug products can be specified with FSC® Certification. Contact customer service for further information, pricing and lead times.



Architects, designers, and building professionals can specify FSC®-certified products in order to achieve a point from the U.S. Green Building Council's Leadership in Energy and Environmental Design (LEED) Rating System.

FAERON WOOD | PATIENT

DIMENSIONS & COM REQUIREMENTS

	Overall Width	Overall Depth	Overall Height	Seat Height	Height of Arms from Floor	Width Between Arms	Seat Depth	Shipping Weight	Cubes
21" Seat	25.0	26.3	45.0	19.0	25	21	19.5	49	17
24" Seat	28.0	26.3	45.0	19.0	25	24	19.5	53	22
30" Seat	34.0	26.3	45.0	19.0	25	30	19.5	64	28

COM - YARDAGE REQUIREMENTS

	COM Yardage Seats & Backs Only	COM Yardage Seat Only	COM Yardage Back Only	COM Yardage Closed Arm Panel
21" & 24" - One Chair	2.0	0.9	2.0	0.8
30" Plus - One Chair	3.0	0.9	2.0	0.8

Note: Some vinyls, leathers & upholsteries are not suitable for application on Faeron seating.

The approval process is as follows:

1. A sample of the COM must be provided to Krug Customer Service prior to or at the time of order.
2. The sample will be reviewed and the customer advised if the fabric is unsuitable.
3. The COM fabric or leather will be inspected when received at the factory, to identify any further concerns with its suitability.

Faeron Guest Option Upcharges	\$ List		\$ List
CAL 133 & Moisture Barrier (per yard)	61	Solid Surface Arm Cap (per pair) - Gr A White	347
Ganging Bracket	56	Solid Surface Arm Cap (per pair) - Gr A Color	359
Kinetic Back (not available for Plus)	115	Solid Surface Arm Cap (per pair) - Gr B	378
21" & 24" Under-seat Splashguard	56	Solid Surface Arm Cap (per pair) - Gr C	391
30" Under-seat Splashguard	69	Solid Surface Arm (per pair) - Gr A White	546
Removeable Seat Cover	86	Solid Surface Arm (per pair) - Gr A Color	570
Removable Back Cover	56	Solid Surface Arm (per pair) - Gr B	615
Urethane Arm Cap (per pair)	132	Solid Surface Arm (per pair) - Gr C	646

See [page 98](#) for color selection.

COMBINATION UPHOLSTERY OPTION

When combination upholstery is specified with fabric of the same grade or COM, an upcharge for dual fabrics is **\$32 list** per unit and **\$61 list** per unit for three fabrics will be applied. When graded in combination upholstery is selected, use the highest grade upholstery selected or to obtain a quote for blended grading contact Customer Service (please provide the fabrics specified and location of where each fabric is to be applied on the product).

WEIGHT CAPACITIES

Faeron weight capacities are as follows:





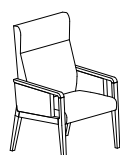

Patient Chairs (21" & 24") - 500 lbs

Plus Chair (30") - 750 lbs

FEATURES:

For a complete list of features see [Page 9](#).

FAERON WOOD | PATIENT




DESCRIPTION/MODEL	Species	COM		COL	FABRIC GRADES			LEATHER		
		1	2		4	5	6	7	8	9
 21" Open Arm FAE2-P21ONC	Beech Palette	1131	1186	1241	1349	1458	1565	1674	1782	2000
 21" Semi Closed Arm FAE2-P21SNC	Beech Palette	1519	1594	1672	1823	1978	2130	2280	2433	2737
 21" Closed Arm FAE2-P21CNC	Beech Palette	1533	1608	1684	1836	1988	2140	2293	2445	2747
 24" Open Arm FAE2-P24ONC	Beech Palette	1197	1252	1306	1414	1521	1632	1740	1849	2065
 24" Semi Closed Arm FAE2-P24SNC	Beech Palette	1585	1662	1737	1890	2042	2194	2346	2499	2802
 24" Closed Arm FAE2-P24CNC	Beech Palette	1597	1673	1749	1902	2055	2206	2359	2511	2815

ORDERING NOTES: Faeron chairs can be specified with Urethane Arm Caps (UC), Solid Surface Arm Caps (SC) or Solid Surface Arm (SA), replace "NC" in the model number with the **Arm Style** selection below and add the upcharge listed on [Page 15](#). See [page 98](#) for color selection.

PRODUCT CODE KEY

Line	Series	Chair Type	Size	Arm Type	Arm Style
<div>FAE</div> Faeron	<div>2</div> Chair	<div>P</div> Patient Seating	<div>21</div>	<div>O</div> Open Arm	<div>NC</div> No Cap
			<div>24</div>	<div>S</div> Semi Closed Arm	<div>UC</div> Urethane Cap
			<div>30</div>	<div>C</div> Closed Arm	<div>SC</div> Solid Surface Cap
					<div>SA</div> Solid Surface Arm

FAERON WOOD | PATIENT

DESCRIPTION/MODEL	Species	COM		COL		FABRIC GRADES			LEATHER	
		1	2	3	4	5	6	7	8	9
 30" Open Arm FAE2-P30ONC	Beech Palette	1383	1464	1545	1709	1873	2035	2198	2361	2686
 30" Semi Closed Arm FAE2-P30SNC	Beech Palette	1772	1875	1980	2186	2391	2597	2804	3011	3423
 30" Closed Arm FAE2-P30CNC	Beech Palette	1782	1887	1990	2197	2403	2610	2817	3022	3435

ORDERING NOTES: Faeron chairs can be specified with Urethane Arm Caps (UC), Solid Surface Arm Caps (SC) or Solid Surface Arm (SA), replace “NC” in the model number with the **Arm Style** selection below and add the upcharge listed on **Page 15**. See **page 98** for color selection.

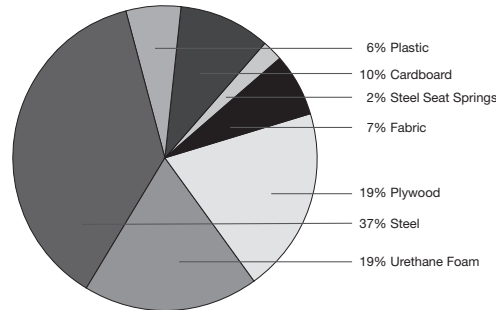
PRODUCT CODE KEY					
Line	Series	Chair Type	Size	Arm Type	Arm Style
<div>FAE</div> Faeron	<div>2</div> Chair	<div>P</div> Patient Seating	<div>21</div>	<div>O</div> Open Arm	<div>NC</div> No Cap
			<div>24</div>	<div>S</div> Semi Closed Arm	<div>UC</div> Urethane Cap
			<div>30</div>	<div>C</div> Closed Arm	<div>SC</div> Solid Surface Cap
					<div>SA</div> Solid Surface Arm

FAERON METAL | ENVIRONMENTAL SUMMARY

LEED CI CREDITS



MATERIAL CONTENT:



PRE-CONSUMER
RECYCLED CONTENT = 9.80%

POST-CONSUMER
RECYCLED CONTENT = 17.63%

Up to 47.06% of this Faeron Metal product is recyclable at the end of its useful life.

CONTRIBUTES TO

CREDIT 2.1 - 2.2	Construction Waste Management	1-2 point(s)
CREDIT 3.3	Resource Reuse	1 point
CREDIT 4.1	Recycled Content	1 point
CREDIT 4.2	Recycled Content	1 point
CREDIT 4.5	Low Emitting Materials, Systems & Seating	1 point
CREDIT 5.1	Regional Materials*	1 point
CREDIT 7	Certified Wood (MUST BE REQUESTED)	1 point(s)

*This credit is only applicable if in total 20% of the combined value of the procurement of construction materials and in the furniture are manufactured within a radius of 500 miles. This credit will apply if the installation of the finished product occurs within 500 miles of Kitchener, Ontario.

level® CERTIFICATION, AIR EMISSIONS AND FSC® CERTIFICATION



level® CERTIFICATION

BIFMA's e3 Furniture Sustainability Standard is a voluntary, multi-attribute standard that measures the degree of sustainability of furniture. This standard evaluates product and company environmental attributes and compliance systems in a wide range of elements which include Materials, Energy & Atmosphere, Human & Ecosystem Health and Social Responsibility. Faeron products have earned level®, BIFMA's sustainability certification program for furniture, certification through third-party verification against the e3 standard.

AIR-EMISSIONS

All Faeron products are supplied with air-emissions certified. Contact customer service for information.



FSC®

In 2005, Krug received Forest Stewardship Council® (FSC®) Chain-of-Custody certification for our manufacturing facilities. The FSC® Chain-of-Custody tracks certified wood from seedling to final sale. It verifies that the material for our FSC® certified products only come from well-managed, FSC®-certified forests and other controlled sources. FSC® is dedicated to the promotion of responsible forest management worldwide helping to take care of forests for future generations. Faeron and other Krug products can be specified with FSC® Certification. Contact customer service for further information, pricing and lead times.



Architects, designers, and building professionals can specify FSC®-certified products in order to achieve a point from the US. Green Building Council's Leadership in Energy and Environmental Design (LEED) Rating System.

FAERON METAL | PATIENT

DIMENSIONS & COM REQUIREMENTS

	Overall Width	Overall Depth	Overall Height	Seat Height	Height of Arms from Floor	Width Between Arms	Seat Depth	Shipping Weight	Cubes
21" Seat	25.0	26.3	45.0	19.0	25	21	19.5	61	17
24" Seat	28.0	26.3	45.0	19.0	25	24	19.5	65	22
30" Seat	34.0	26.3	45.0	19.0	25	30	19.5	76	28

COM - YARDAGE REQUIREMENTS

	COM Yardage Seats & Backs Only	COM Yardage Seat Only	COM Yardage Back Only	COM Yardage Closed Arm Panel
21" & 24" - One Chair	2.0	0.9	2.0	0.96
30" Plus - One Chair	3.0	0.9	2.0	0.96

ORDERING NOTES:

The approval process is as follows:

1. A sample of the COM must be provided to Krug Customer Service prior to or at the time of order.
2. The sample will be reviewed and the customer advised if the fabric is unsuitable.
3. The COM fabric or leather will be inspected when received at the factory, to identify any further concerns with its suitability.

Note: Some vinyls, leathers & upholsteries are not suitable for application on Faeron Metal seating.

A drawing showing the configuration of the multiple seating and tables is required with each purchase order.

COMBINATION UPHOLSTERY OPTION

When combination upholstery is specified with fabric of the same grade or COM, an upcharge for dual fabrics is **\$32 list** per unit and **\$61 list** per unit for three fabrics will be applied. When graded in combination upholstery is selected, use the highest grade upholstery selected or to obtain a quote for blended grading contact Customer Service (please provide the fabrics specified and location of where each fabric is to be applied on the product).

Faeron Metal Option Upcharges	\$ List		\$ List
CAL 133 & Moisture Barrier (per yard)	61	Solid Surface Arm (per pair) - Gr A White	546
Ganging Bracket	56	Solid Surface Arm (per pair) - Gr A Color	570
Kinetic Back (not available for Plus)	115	Solid Surface Arm (per pair) - Gr B	615
21" & 24" Under-seat Splashguard	56	Solid Surface Arm (per pair) - Gr C	646
30" Under-seat Splashguard	69	Beech/Palette Wood Arm (per pair)	205
Removeable Seat Cover	86	See Page 98 for color selection.	
Removable Back Cover	56		
Non-Marring Glides	16		

WEIGHT CAPACITIES







Faeron Metal weight capacities are as follows:

Patient Chairs (21" & 24") - 500 lbs
Patient Plus Chair (30") - 750 lbs

FEATURES:

For a complete list of features see [page 9](#).

FAERON METAL | PATIENT

DESCRIPTION/MODEL	COM		COL	FABRIC GRADES			LEATHER		
	1	2	3	4	5	6	7	8	9
	21" Open Polymer Arm, Silver Metallic Frame FAE2M-P21OPAS		1016 1067	1121	1223	1327	1432	1535	1638 1844
	21" Open Polymer Arm, Brushed Nickel Frame FAE2M-P21OPAN		1200 1253	1305	1409	1512	1615	1718	1821 2030
	21" Semi Closed Polymer Arm, Silver Metallic Frame FAE2M-P21SPAS		1387 1458	1533	1677	1820	1965	2110	2256 2545
	21" Semi Closed Polymer Arm, Brushed Nickel Frame FAE2M-P21SPAN		1569 1642	1717	1862	2006	2150	2296	2440 2730
	21" Closed Polymer Arm, Silver Metallic Frame FAE2M-P21CPAS		1397 1468	1542	1688	1832	1978	2122	2268 2557
	21" Closed Polymer Arm, Brushed Nickel Frame FAE2M-P21CPAN		1582 1654	1729	1873	2017	2161	2306	2449 2741
	24" Open Polymer Arm, Silver Metallic Frame FAE2M-P24OPAS		1079 1130	1182	1285	1390	1492	1594	1698 1907
	24" Open Polymer Arm, Brushed Nickel Frame FAE2M-P24OPAN		1264 1314	1367	1468	1573	1677	1780	1885 2090
	24" Semi Closed Polymer Arm, Silver Metallic Frame FAE2M-P24SPAS		1447 1521	1592	1739	1885	2029	2173	2318 2608
	24" Semi Closed Polymer Arm, Brushed Nickel Frame FAE2M-P24SPAN		1633 1706	1778	1922	2067	2212	2359	2504 2793
	24" Closed Polymer Arm, Silver Metallic Frame FAE2M-P24CPAS		1460 1534	1605	1750	1895	2039	2185	2329 2617
	24" Closed Polymer Arm, Brushed Nickel Frame FAE2M-P24CPAN		1645 1717	1790	1935	2080	2222	2369	2514 2803

ORDERING NOTES:

Faeron Metal chairs can also be specified with a Wood Arm (WA) or a Solid Surface Arm (SA), replace "PA" in the model number with the **Arm Style** selection below and add the upcharge listed. See [page 98](#) for color selection.

Arm Style Option Upcharges




\$ List

Solid Surface Arm (per pair) - Gr A White	546
Solid Surface Arm (per pair) - Gr A Color	570
Solid Surface Arm (per pair) - Gr B	615
Solid Surface Arm (per pair) - Gr C	646
Beech/Palette Wood Arm (per pair)	205

PRODUCT CODE KEY

Line	Series	Chair Type	Size	Arm Type	Arm Style	Metal Finish
<div>FAE</div> <div>Faeron</div>	<div>2M</div> <div>Chair</div>	<div>P</div> <div>Patient Seating</div>	<div>21</div>	<div>O</div> <div>Open Arm</div>	<div>PA</div> <div>Polymer Arm</div>	<div>S</div> <div>Silver Metallic</div>
			<div>24</div>	<div>S</div> <div>Semi Closed Arm</div>	<div>WA</div> <div>Wood Arm</div>	<div>N</div> <div>Brushed Nickel</div>
			<div>30</div>	<div>C</div> <div>Closed Arm</div>	<div>SA</div> <div>Solid Surface Arm</div>	

FAERON METAL | PATIENT

DESCRIPTION/MODEL		COM		COL	FABRIC GRADES			LEATHER		
		1	2		4	5	6	7	8	9
	30" Open Polymer Arm, Silver Metallic Frame FAE2M-P30OPAS	1255	1335	1412	1566	1722	1877	2032	2188	2497
	30" Open Polymer Arm, Brushed Nickel Frame FAE2M-P30OPAN	1440	1518	1594	1750	1907	2062	2217	2371	2683
	30" Semi Closed Polymer Arm, Silver Metallic Frame FAE2M-P30SPAS	1627	1725	1822	2020	2216	2413	2610	2807	3199
	30" Semi Closed Polymer Arm, Brushed Nickel Frame FAE2M-P30SPAN	1811	1909	2008	2205	2400	2597	2795	2991	3384
	30" Closed Polymer Arm, Silver Metallic Frame FAE2M-P30CPAS	1638	1736	1835	2032	2228	2424	2620	2818	3210
	30" Closed Polymer Arm, Brushed Nickel Frame FAE2M-P30CPAN	1821	1920	2019	2216	2412	2609	2806	3003	3394

ORDERING NOTES: Faeron Metal chairs can also be specified with a Wood Arm (WA) or a Solid Surface Arm (SA), replace “PA” in the model number with the Arm Style selection below and add the upcharge listed. See page 98 for color selection.	Arm Style Option Upcharges		\$ List
	Solid Surface Arm (per pair) - Gr A White		546
	Solid Surface Arm (per pair) - Gr A Color		570
	Solid Surface Arm (per pair) - Gr B		615
	Solid Surface Arm (per pair) - Gr C		646
	Beech/Palette Wood Arm (per pair)		205

PRODUCT CODE KEY						
Line	Series	Chair Type	Size	Arm Type	Arm Style	Metal Finish
<div>FAE</div> Faeron	<div>2M</div> Chair	<div>P</div> Patient Seating	<div>21</div>	<div>O</div> Open Arm	<div>PA</div> Polymer Arm	<div>S</div> Silver Metallic
			<div>24</div>	<div>S</div> Semi Closed Arm	<div>WA</div> Wood Arm	<div>N</div> Brushed Nickel
			<div>30</div>	<div>C</div> Closed Arm	<div>SA</div> Solid Surface Arm	

FAERON WOOD | MULTIPLE SEATING INSTRUCTIONS

To aid you in the process of specifying and ordering Faeron Multiple Seating, we have compiled the following summary. It explains the three different types of Faeron Multiple Seating – (a) Pre-Configured, (b) Start, Center & End Units and (c) the Freespan Multiple Units – including the features and considerations of each type, to assist in selecting the one that best suits each application. It is a requirement for all Faeron Multiple Seating orders, a drawing or plan view layout must accompany the order, so that we can verify that the specification is correct.

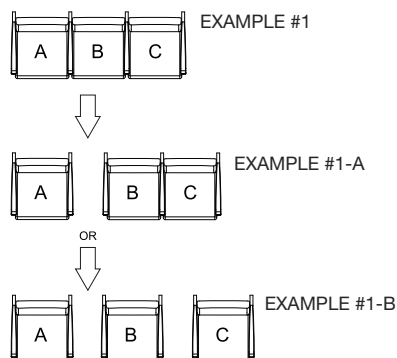
When building your multiple seating layout, please note that your order should start from left to right as you are facing the configuration.

Pre-Configured Multiple Units

Pre-Configured Multiple Units are designed to be used when you have seating configurations that are 2-3 chair units in size.

Considerations if choosing to use Pre-Configured Units:

- Linking tables can be joined to either end of a Pre-Configured Multiple Unit, but not in-between
- There are no limitations to the number of Pre-Configured Multiple units that can be ganged together with the Faeron Linking Tables
- Pre-Configured Multiple Units are not available in 30" or 44" plus widths
- Pre-Configured Multiple Units are not designed to work with other multiple seating (Start, Center, End Units or Freespan Units) unless a Faeron Linking Table or linking brackets are used in-between the different types of multiple seating.
- Pre-Configured Multiple Units are built from Start, Center and End Units and therefore, can be reconfigured to singular or two-seat units. However, you may have to purchase additional components (arms, etc...) to be able to do this. See line drawings below for possible configurations that can be made from taking apart the Pre-Configured Multiple Units.



*Please note:

Example #1-A requires an additional end unit arm for chair A, and a start unit arm for chair B.

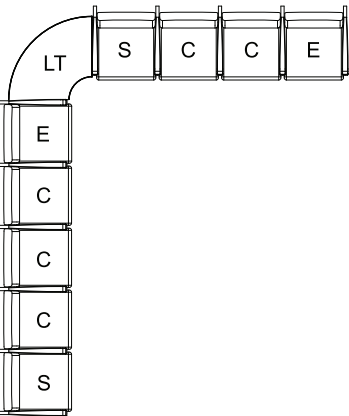
Example #1-B requires an additional end unit arm for chair A, a start and end unit arm for chair B, and a start unit arm for chair C.

Start, Center and End Multiple Seating Units

Start, Center and End Multiple Units are designed to be used when you have seating configurations that are greater than three chair units in size, and/or include 30" or 44" units. Also, before you start to build your multiple seating layout, please note that your order should start from left

FAERON WOOD | MULTIPLE SEATING INSTRUCTIONS

See below for sample configurations of when you would use Start, Center and End Multiple Units.



Freespan Multiple Units

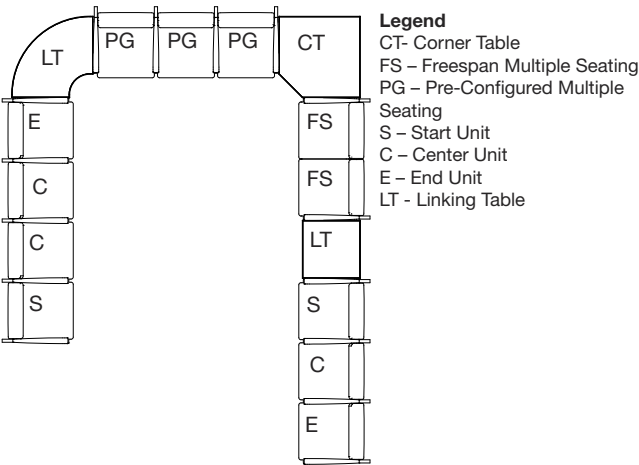
Freespan Multiple Units are designed to be used when you have seating configurations that are 2-3 chair units in size and a reduced number of legs are desirable. (see picture below).



Considerations if choosing to use Freespan Multiple Units:

- Freespan Multiple Units come with a choice of a pre-configured unit with or without a center arm
- The unit with the center arm increases the overall width of the unit by 1” per arm
- Linking tables can be joined to either side of a Freespan Multiple Unit, but not in-between
- There are no limitations to the number of Freespan Multiple units that can be ganged together with the Faeron Linking Tables or linking brackets.
- Freespan Multiple Units are not available in 30” or 44” plus widths
- Freespan Multiple Units are not designed to work with other multiple seating (Start, Center, End Units or Freespan Units) unless a Faeron Linking Table or linking brackets are used in-between the different types of multiple seating.

Below illustrates possible configurations when you could use all three types of Faeron Multiple Seating together.



For more information on how to specify Faeron Multiple Seating, please contact Customer Service directly at 1-888-578-5784.

FAERON WOOD | MULTIPLE SEATING - PRECONFIGURED UNITS

DIMENSIONS & COM REQUIREMENTS

	Overall Width	Overall Depth	Overall Height	Seat Height	Height of Arms from Floor	Width Between Arms	Seat Depth	Shipping Weight	Cube	COM Seat & Back Yardage	COM Fabric Seat Yardage	COM Fabric Back Yardage	COM Fabric Closed Arm Panel Yardage
PCG21X2	48.3	26.3	34.5	19.0	25.0	21	19.5	76	28	3.0	1.5	2.1	1.2
PCP21X2	48.3	26.3	45.0	19.0	25.0	21	19.5	86	38	3.8	1.5	3.0	1.2
PCG21X3	71.5	26.3	34.5	19.0	25.0	21	19.5	109	41	4.6	2.4	3.5	1.6
PCP21X3	71.5	26.3	45.0	19.0	25.0	21	19.5	124	56	5.8	2.4	5.0	1.6
PCG24X2	54.3	26.3	34.5	19.0	25.0	24	19.5	83	31	3.0	1.5	2.1	1.2
PCP24X2	54.3	26.3	45.0	19.0	25.0	24	19.5	93	43	3.8	1.5	3.0	1.2
PCG24X3	80.5	26.3	34.5	19.0	25.0	24	19.5	121	46	4.6	2.4	3.5	1.6
PCP24X3	80.5	26.3	45.0	19.0	25.0	24	19.5	136	63	5.8	2.4	5.0	1.6

CONTRASTING BACKS, SEATS & CLOSED ARMS

COMBINATION UPHOLSTERY OPTION

When combination upholstery is specified with fabric of the same grade or COM, an upcharge for dual fabrics is **\$32 list** per unit and **\$61 list** per unit for three fabrics will be applied. When graded in combination upholstery is selected, use the highest grade upholstery selected or to obtain a quote for blended grading contact Customer Service (please provide the fabrics specified and location of where each fabric is to be applied on the product).

A drawing showing the configuration of the multiple seating and tables is required with each purchase order.

Note: Some vinyls, leathers & upholsteries are not suitable for application on Faeron seating. Please refer to **Page 95** for C.O.M approval process.

ORDERING NOTES: Faeron Multiple chairs can be specified with Solid Surface (SC) arm caps or Solid Surface arm (SA), replace "NC" in the model number with the **Arm Style** selection and add the upcharge listed below.

Faeron Option Upcharges	\$ List		\$ List		\$ List
CAL 133 & Moisture Barrier (per yard)	61	Solid Surface Arm Cap (each) - Gr A White	174	Solid Surface Arm Cap (pair) - Gr A White	347
Ganging Bracket	56	Solid Surface Arm Cap (each) - Gr A Color	179	Solid Surface Arm Cap (pair) - Gr A Color	359
Kinetic Back (not available for Plus)	115	Solid Surface Arm Cap (each) - Gr B	189	Solid Surface Arm Cap (pair) - Gr B	378
21" & 24" Under-seat Splashguard	56	Solid Surface Arm Cap (each) - Gr C	196	Solid Surface Arm Cap (pair) - Gr C	391
Removeable Seat Cover	86	Solid Surface Arm (each) - Gr A White	274	Solid Surface Arm (pair) - Gr A White	546
Removable Back Cover	56	Solid Surface Arm (each) - Gr A Color	285	Solid Surface Arm (pair) - Gr A Color	570
Urethane Arm Cap (each)	66	Solid Surface Arm (each) - Gr B	306	Solid Surface Arm (pair) - Gr B	615
		Solid Surface Arm (each) - Gr C	323	Solid Surface Arm (pair) - Gr C	646

NOTE: Option upcharges are per back/seat.

See **page 98** for color selection.

Patient backs are available on multiple units, please change the model number FAE2-PCG to FAE2-PCP, and add the following upcharges per back:

	Grade 1	Grade 2	Grade 3	Grade 4	Grade 5	Grade 6	Grade 7	Grade 8	Grade 9
21" Chairs	60	71	86	109	132	157	180	205	253
24" Chairs	65	78	90	114	138	162	186	210	259

FEATURES:

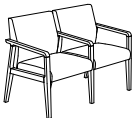
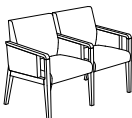



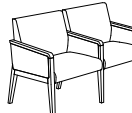
For a complete list of features see **Page 9**.

WEIGHT CAPACITIES

Faeron weight capacities are as follows:

Guest & Patient Chairs (21" & 24") - 500 lbs

FAERON WOOD | MULTIPLE SEATING - PRECONFIGURED UNITS

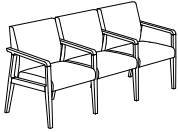
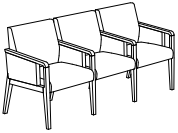
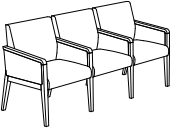
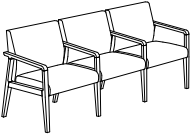
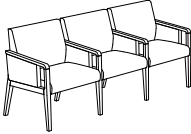
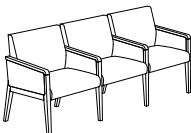
DESCRIPTION/MODEL	Species	COM		COL		FABRIC GRADES				LEATHER	
		1	2	3	4	5	6	7	8	9	
	2 Seat - 21" Open Arm	Pre-configured Unit, Guest Backs									
	FAE2-PCG21X2ONC	Beech Palette	1888	1975	2062	2236	2410	2584	2757	2931	3279
	2 Seat - 21" Semi Closed Arm	Pre-configured Unit, Guest Backs									
	FAE2-PCG21X2SNC	Beech Palette	2496	2615	2736	2974	3214	3454	3692	3932	4410
	2 Seat - 21" Closed Arm	Pre-configured Unit, Guest Backs									
	FAE2-PCG21X2CNC	Beech Palette	2518	2639	2759	2998	3238	3478	3717	3956	4433
	2 Seat - 24" Open Arm	Pre-configured Unit, Guest Backs									
	FAE2-PCG24X2ONC	Beech Palette	2058	2145	2231	2404	2580	2753	2927	3100	3448
	2 Seat - 24" Semi Closed Arm	Pre-configured Unit, Guest Backs									
	FAE2-PCG24X2SNC	Beech Palette	2665	2785	2904	3142	3383	3621	3862	4101	4580
	2 Seat - 24" Closed Arm	Pre-configured Unit, Guest Backs									
	FAE2-PCG24X2CNC	Beech Palette	2689	2808	2928	3166	3407	3645	3886	4125	4603

ORDERING NOTES: Faeron chairs can be specified with Urethane Arm Caps (UC), Solid Surface Arm Caps (SC) or Solid Surface Arm (SA), replace "NC" in the model number with the **Arm Style** selection below and add the upcharge listed on **Page 24**. See **page 98** for color selection.

PRODUCT CODE KEY

Line	Series	Chair Type	Back Type	Size	Arm Type	Arm Style
FAE	2	PC	G	21X2	O	NC
Faeron	Chair	Pre-configured Multiple Unit	Guest		Open Arm	No Cap
			P	24X2	S	UC
			Patient		Semi Closed Arm	Urethane Cap
				21X3	C	SC
					Closed Arm	Solid Surface Cap
				24X3		SA
						Solid Surface Arm

FAERON WOOD | MULTIPLE SEATING - PRECONFIGURED UNITS

DESCRIPTION/MODEL	Species	COM		COL		FABRIC GRADES			LEATHER	
		1	2	3	4	5	6	7	8	9
	3 Seat - 21" Open Arm Pre-configured Unit, Guest Backs									
	FAE2-PCG21X3ONC Beech Palette	2683	2815	2944	3206	3465	3725	3986	4247	4769
	3 Seat - 21" Semi Closed Arm Pre-configured Unit, Guest Backs									
	FAE2-PCG21X3SNC Beech Palette	3512	3686	3860	4207	4555	4902	5250	5599	6293
	3 Seat - 21" Closed Arm Pre-configured Unit, Guest Backs									
	FAE2-PCG21X3CNC Beech Palette	3547	3721	3895	4243	4589	4939	5285	5634	6328
	3 Seat - 24" Open Arm Pre-configured Unit, Guest Backs									
	FAE2-PCG24X3ONC Beech Palette	2881	2966	3095	3356	3617	3878	4140	4399	4921
	3 Seat - 24" Semi Closed Arm Pre-configured Unit, Guest Backs									
	FAE2-PCG24X3SNC Beech Palette	3710	3838	4013	4359	4708	5055	5403	5749	6444
	3 Seat - 24" Closed Arm Pre-configured Unit, Guest Backs									
	FAE2-PCG24X3CNC Beech Palette	3746	3873	4047	4395	4742	5090	5439	5786	6481

ORDERING NOTES: Faeron chairs can be specified with Urethane Arm Caps (UC), Solid Surface Arm Caps (SC) or Solid Surface Arm (SA), replace "NC" in the model number with the **Arm Style** selection below and add the upcharge listed on **Page 24**. See **page 98** for color selection.

PRODUCT CODE KEY

Line	Series	Chair Type	Back Type	Size	Arm Type	Arm Style
FAE Faeron	2 Chair	UC Pre-configured Multiple Unit	G Guest P Patient	21X2 24X2 21X3 24X3	O Open Arm S Semi Closed Arm C Closed Arm	NC No Cap UC Urethane Cap SC Solid Surface Cap SA Solid Surface Arm

FAERON WOOD | MULTIPLE SEATING - START, CENTER & END UNITS

DIMENSIONS & COM REQUIREMENTS

FAERON MULTIPLE START UNITS

	Overall Width	Overall Depth	Overall Height	Seat Height	Height of Arms from Floor	Width Between Arms	Seat Depth	Shipping Weight	Cube	COM Seat & Back Yardage	COM Fabric Seat Yardage	COM Fabric Back Yardage	COM Fabric Closed Arm Panel (Pair) Yardage
SG21	25	26.3	34.5	19	25	21	19.5	44	14	1.6	0.9	1.4	0.8
SP21	25	26.3	45	19	25	21	19.5	49	17	2.0	0.9	2.0	0.8
SG24	28	26.3	34.5	19	25	24	19.5	48	19	1.6	0.9	1.4	0.8
SP24	28	26.3	45	19	25	24	19.5	53	22	2.0	0.9	2.0	0.8
SG30	34	26.3	34.5	19	25	30	19.5	54	20	2.3	0.9	1.4	0.8
SP30	34	26.3	45	19	25	30	19.5	64	28	3.0	0.9	2.0	0.8
SG44	48	26.3	34.5	19	25	44	19.5	71	28	2.9	0.9	1.6	0.8

FAERON MULTIPLE CENTER UNITS

	Overall Width	Overall Depth	Overall Height	Seat Height	Height of Arms from Floor	Width Between Arms	Seat Depth	Shipping Weight	Cube	COM Seat & Back Yardage	COM Fabric Seat Yardage	COM Fabric Back Yardage	COM Fabric Closed Arm Panel Yardage
CG21	23	26.3	34.5	19	25	21	19.5	39	14	1.6	0.9	1.4	0.4
CP21	23	26.3	45	19	25	21	19.5	44	17	2.0	0.9	2.0	0.4
CG24	26	26.3	34.5	19	25	24	19.5	43	19	1.6	0.9	1.4	0.4
CP24	26	26.3	45	19	25	24	19.5	48	22	2.0	0.9	2.0	0.4
CG30	32	26.3	34.5	19	25	30	19.5	49	20	2.3	0.9	1.4	0.4
CP30	32	26.3	45	19	25	30	19.5	59	28	3.0	0.9	2.0	0.4
CG44	46	26.3	34.5	19	25	44	19.5	66	28	2.9	0.9	1.6	0.4

FAERON MULTIPLE END UNITS

	Overall Width	Overall Depth	Overall Height	Seat Height	Height of Arms from Floor	Width Between Arms	Seat Depth	Shipping Weight	Cube	COM Seat & Back Yardage	COM Fabric Seat Yardage	COM Fabric Back Yardage	COM Fabric Closed Arm Panel Yardage
EG21	23	26.3	34.5	19	25	21	19.5	39	14	1.6	0.9	1.4	0.4
EP21	23	26.3	45	19	25	21	19.5	44	17	2.0	0.9	2.0	0.4
EG24	26	26.3	34.5	19	25	24	19.5	43	19	1.6	0.9	1.4	0.4
EP24	26	26.3	45	19	25	24	19.5	48	22	2.0	0.9	2.0	0.4
EG30	32	26.3	34.5	19	25	30	19.5	49	20	2.3	0.9	1.4	0.4
EP30	32	26.3	45	19	25	30	19.5	59	28	3.0	0.9	2.0	0.4
EG44	46	26.3	34.5	19	25	44	19.5	66	28	2.9	0.9	1.6	0.4

ORDERING NOTES:

A drawing showing the configuration of the multiple seating and tables is required with each purchase order.

COMBINATION UPHOLSTERY OPTION

When combination upholstery is specified with fabric of the same grade or COM, an upcharge for dual fabrics is **\$32 list** per unit and **\$61 list** per unit for three fabrics will be applied. When graded in combination upholstery is selected, use the highest grade upholstery selected or to obtain a quote for blended grading contact Customer Service (please provide the fabrics specified and location of where each fabric is to be applied on the product).

Faeron Option Upcharges	\$ List	\$ List	\$ List
CAL 133 & Moisture Barrier (per yard)	61	Solid Surface Arm Cap (each) - Gr A White	174
Ganging Bracket	56	Solid Surface Arm Cap (each) - Gr A Color	179
Kinetic Back (not available for Plus)	115	Solid Surface Arm Cap (each) - Gr B	189
21" & 24" Under-seat Splashguard	56	Solid Surface Arm Cap (each) - Gr C	196
Removeable Seat Cover	86	Solid Surface Arm (each) - Gr A White	274
Removable Back Cover	56	Solid Surface Arm (each) - Gr A Color	285
Urethane Arm Cap (each)	66	Solid Surface Arm (each) - Gr B	306
		Solid Surface Arm (each) - Gr C	323
		Solid Surface Arm Cap (pair) - Gr A White	347
		Solid Surface Arm Cap (pair) - Gr A Color	359
		Solid Surface Arm Cap (pair) - Gr B	378
		Solid Surface Arm Cap (pair) - Gr C	391
		Solid Surface Arm (pair) - Gr A White	546
		Solid Surface Arm (pair) - Gr A Color	570
		Solid Surface Arm (pair) - Gr B	615
		Solid Surface Arm (pair) - Gr C	646

NOTE: Option upcharges are per back/seat.

See **page 98** for color selection.

Patient backs are available on multiple units, please change the model number FAE2-PCG to FAE2-PCP, and add the following upcharges per back:

	Grade 1	Grade 2	Grade 3	Grade 4	Grade 5	Grade 6	Grade 7	Grade 8	Grade 9
21" Chairs	60	71	86	109	132	157	180	205	253
24" Chairs	65	78	90	114	138	162	186	210	259
30" Chairs	79	91	105	129	152	177	200	224	273

WEIGHT CAPACITIES

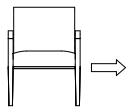
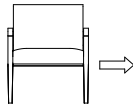
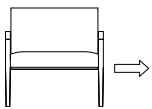
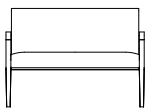
Faeron weight capacities are as follows:

Guest & Patient Chairs (21" & 24") - 500 lbs

FEATURES:

For a complete list of features see **Page 9**

FAERON WOOD | MULTIPLE SEATING - START, CENTER & END UNITS

DESCRIPTION/MODEL		Species	COM	2	COL	FABRIC GRADES			LEATHER		
			1		3	4	5	6	7	8	9
<div>Start</div> <div></div>	21" Open Arm Start Unit, Guest Back FAE2-SG21ONC	Beech Palette	1080	1122	1165	1252	1338	1424	1513	1599	1773
	21" Semi Closed Arm Start Unit, Guest Back FAE2-SG21SNC	Beech Palette	1466	1533	1597	1727	1859	1988	2117	2249	2510
	21" Closed Arm Start Unit, Guest Back FAE2-SG21CNC	Beech Palette	1480	1542	1609	1739	1871	2000	2131	2261	2520
<div></div> <div></div>	24" Open Arm Start Unit, Guest Back FAE2-SG24ONC	Beech Palette	1156	1199	1243	1330	1417	1505	1590	1677	1852
	24" Semi Closed Arm Start Unit, Guest Back FAE2-SG24SNC	Beech Palette	1543	1610	1675	1806	1936	2066	2197	2327	2588
	24" Closed Arm Start Unit, Guest Back FAE2-SG24CNC	Beech Palette	1557	1622	1688	1818	1947	2080	2209	2340	2599
<div></div> <div></div>	30" Open Arm Start Unit, Guest Back FAE2-SG30ONC	Beech Palette	1319	1382	1442	1567	1694	1819	1943	2067	2318
	30" Semi Closed Arm Start Unit, Guest Back FAE2-SG30SNC	Beech Palette	1707	1792	1875	2044	2213	2381	2551	2718	3055
	30" Closed Arm Start Unit, Guest Back FAE2-SG30CNC	Beech Palette	1719	1803	1887	2058	2223	2392	2562	2730	3066
<div></div> <div></div>	44" Open Arm Start Unit, Guest Back FAE2-SG44ONC	Beech Palette	1621	1698	1778	1936	2092	2250	2409	2566	2881
	44" Semi Closed Arm Start Unit, Guest Back FAE2-SG44SNC	Beech Palette	2009	2109	2211	2411	2612	2814	3013	3214	3617
	44" Closed Arm Start Unit, Guest Back FAE2-SG44CNC	Beech Palette	2020	2121	2221	2422	2623	2824	3026	3225	3630

ORDERING NOTES: Faeron chairs can be specified with Urethane Arm Caps (UC), Solid Surface Arm Caps (SC) or Solid Surface Arm (SA), replace "NC" in the model number with the **Arm Style** selection below and add the upcharge listed on [Page 27](#). See [page 98](#) for color selection.

PRODUCT CODE KEY

Line	Series	Chair Type	Back Type	Size	Arm Type	Arm Style
FAE Faeron	2 Chair	S Start Unit Multiple Seating	G Guest	21	O Open Arm	NC No Cap
		C Center Unit Multiple Seating	P Patient	24	S Semi Closed Arm	UC Urethane Cap
		E End Unit Multiple Seating		30	C Closed Arm	SC Solid Surface Cap
						SA Solid Surface Arm

FAERON WOOD | MULTIPLE SEATING - START, CENTER & END UNITS

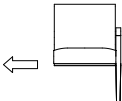
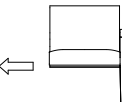
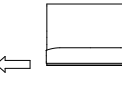
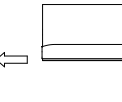
DESCRIPTION/MODEL		Species	COM 1	2	COL 3	4	FABRIC GRADES 5		6	7	LEATHER 8	9
	Center	21" Open Arm Center Unit, Guest Back FAE2-CG21ONC	Beech Palette	992	1036	1080	1165	1252	1338	1426	1513	1687
		21" Semi Closed Arm Center Unit, Guest Back FAE2-CG21SNC	Beech Palette	1211	1267	1320	1430	1537	1646	1754	1863	2081
		21" Closed Arm Center Unit, Guest Back FAE2-CG21CNC	Beech Palette	1223	1278	1332	1440	1547	1659	1767	1875	2091
		24" Open Arm Center Unit, Guest Back FAE2-CG24ONC	Beech Palette	1068	1113	1156	1244	1330	1417	1505	1590	1766
		24" Semi Closed Arm Center Unit, Guest Back FAE2-CG24SNC	Beech Palette	1291	1344	1398	1507	1615	1724	1833	1940	2159
		24" Closed Arm Center Unit, Guest Back FAE2-CG24CNC	Beech Palette	1302	1355	1411	1518	1627	1736	1845	1954	2171
		30" Open Arm Center Unit, Guest Back FAE2-CG30ONC	Beech Palette	1231	1295	1356	1482	1608	1732	1857	1982	2231
		30" Semi Closed Arm Center Unit, Guest Back FAE2-CG30SNC	Beech Palette	1454	1525	1598	1746	1893	2038	2186	2332	2625
		30" Closed Arm Center Unit, Guest Back FAE2-CG30CNC	Beech Palette	1464	1537	1610	1757	1904	2050	2197	2344	2637
		44" Open Arm Center Unit, Guest Back FAE2-CG44ONC	Beech Palette	1535	1612	1692	1849	2007	2164	2321	2481	2795
		44" Semi Closed Arm Center Unit, Guest Back FAE2-CG44SNC	Beech Palette	1753	1844	1934	2112	2292	2470	2649	2829	3187
		44" Closed Arm Center Unit, Guest Back FAE2-CG44CNC	Beech Palette	1766	1855	1945	2123	2303	2483	2661	2842	3199

ORDERING NOTES: Faeron chairs can be specified with Urethane Arm Caps (UC), Solid Surface Arm Caps (SC) or Solid Surface Arm (SA), replace "NC" in the model number with the **Arm Style** selection below and add the upcharge listed on **Page 27**. See **page 98** for color selection.

PRODUCT CODE KEY

Line	Series	Chair Type	Back Type	Size	Arm Type	Arm Style
FAE	2	S	G	21	O	NC
Faeron	Chair	Start Unit Multiple Seating	Guest		Open Arm	No Cap
		C	P	24	S	UC
		Center Unit Multiple Seating	Patient		Semi Closed Arm	Urethane Cap
		E		30	C	SC
		End Unit Multiple Seating			Closed Arm	Solid Surface Cap
						SA
						Solid Surface Arm

FAERON WOOD | MULTIPLE SEATING - START, CENTER & END UNITS

DESCRIPTION/MODEL		Species	COM 1	2	COL 3	4	FABRIC GRADES		5	6	7	LEATHER 8	9
	21" Open Arm End Unit, Guest Back FAE2-EG21ONC	Beech Palette	992	1036	1080	1165	1252	1338	1426	1513	1687		
	21" Semi Closed Arm End Unit, Guest Back FAE2-EG21SNC	Beech Palette	1211	1267	1320	1430	1537	1646	1754	1863	2081		
	21" Closed Arm End Unit, Guest Back FAE2-EG21CNC	Beech Palette	1223	1278	1332	1440	1547	1659	1767	1875	2091		
	24" Open Arm End Unit, Guest Back FAE2-EG24ONC	Beech Palette	1068	1113	1156	1244	1330	1417	1505	1590	1766		
	24" Semi Closed Arm End Unit, Guest Back FAE2-EG24SNC	Beech Palette	1291	1344	1398	1507	1615	1724	1833	1940	2159		
	24" Closed Arm End Unit, Guest Back FAE2-EG24CNC	Beech Palette	1302	1355	1411	1518	1627	1736	1845	1954	2171		
	30" Open Arm End Unit, Guest Back FAE2-EG30ONC	Beech Palette	1231	1295	1356	1482	1608	1732	1857	1982	2231		
	30" Semi Closed Arm End Unit, Guest Back FAE2-EG30SNC	Beech Palette	1454	1525	1598	1746	1893	2038	2186	2332	2625		
	30" Closed Arm End Unit, Guest Back FAE2-EG30CNC	Beech Palette	1464	1537	1610	1757	1904	2050	2197	2344	2637		
	44" Open Arm End Unit, Guest Back FAE2-EG44ONC	Beech Palette	1535	1612	1692	1849	2007	2164	2321	2481	2795		
	44" Semi Closed Arm End Unit, Guest Back FAE2-EG44SNC	Beech Palette	1753	1844	1934	2112	2292	2470	2649	2829	3187		
	44" Closed Arm End Unit, Guest Back FAE2-EG44CNC	Beech Palette	1766	1855	1945	2123	2303	2483	2661	2842	3199		

ORDERING NOTES: Faeron chairs can be specified with Urethane Arm Caps (UC), Solid Surface Arm Caps (SC) or Solid Surface Arm (SA), replace "NC" in the model number with the **Arm Style** selection below and add the upcharge listed on **Page 27**. See **page 98** for color selection.

PRODUCT CODE KEY

Line	Series	Chair Type	Back Type	Size	Arm Type	Arm Style
FAE Faeron	2 Chair	S Start Unit Multiple Seating	G Guest	21	O Open Arm	NC No Cap
		C Center Unit Multiple Seating	P Patient	24	S Semi Closed Arm	UC Urethane Cap
		E End Unit Multiple Seating		30	C Closed Arm	SC Solid Surface Cap
						SA Solid Surface Arm

FAERON WOOD | MULTIPLE SEATING - FREESPAN UNITS

DIMENSIONS & COM REQUIREMENTS

UNIT WITH NO CENTER ARM

	Overall Width	Overall Depth	Overall Height	Seat Height	Height of Arms from Floor	Width Between Arms	Seat Depth	Shipping Weight	Cube	COM Seat & Back Yardage	COM Fabric Seat Yardage	COM Fabric Back Yardage	COM Fabric Closed Arm Panel Yardage
PCFG21X2A	46.5	26.3	34.5	19	25.0	43.0	19.5	74	28	3.0	1.5	2.1	0.8
PCFP21X2A	46.5	26.3	45.0	19	25.0	43.0	19.5	84	37	3.8	1.5	3.0	0.8
PCFG21X3A	68.0	26.3	34.5	19	25.0	64.8	19.5	105	40	4.6	2.4	3.5	0.8
PCFP21X3A	68.0	26.3	45.0	19	25.0	64.8	19.5	120	54	5.8	2.4	5.0	0.8
PCFG24X2A	52.5	26.3	34.5	19	25.0	49.0	19.5	81	30	3.0	1.5	2.1	0.8
PCFP24X2A	52.5	26.3	45.0	19	25.0	49.0	19.5	91	42	3.8	1.5	3.0	0.8
PCFG24X3A	77.0	26.3	34.5	19	25.0	73.8	19.5	117	45	4.6	2.4	3.5	0.8
PCFP24X3A	77.0	26.3	45.0	19	25.0	73.8	19.5	132	61	5.8	2.4	5.0	0.8

UNIT WITH CENTER ARM

	Overall Width	Overall Depth	Overall Height	Seat Height	Height of Arms from Floor	Width Between Arms	Seat Depth	Shipping Weight	Cube	COM Seat & Back Yardage	COM Fabric Seat Yardage	COM Fabric Back Yardage
PCFG21X2B	48.3	26.3	34.5	19	25.0	21.5	19.5	77	28	3.0	1.5	2.1
PCFP21X2B	48.3	26.3	45.0	19	25.0	21.5	19.5	87	38	3.8	1.5	3.0
PCFG21X3B	71.5	26.3	34.5	19	25.0	21.5	19.5	111	40	4.6	2.4	3.5
PCFP21X3B	71.5	26.3	45.0	19	25.0	21.5	19.5	126	56	5.8	2.4	5.0
PCFG24X2B	54.3	26.3	34.5	19	25.0	24.5	19.5	84	30	3.0	1.5	2.1
PCFP24X2B	54.3	26.3	45.0	19	25.0	24.5	19.5	94	43	3.8	1.5	3.0
PCFG24X3B	80.5	26.3	34.5	19	25.0	24.5	19.5	123	45	4.6	2.4	3.5
PCFP24X3B	80.5	26.3	45.0	19	25.0	24.5	19.5	138	63	5.8	2.4	5.0

UNIT WITH CENTER ARM (CONTINUED), GUEST AND PATIENT BACKS

Unit With Center Arm (Continued)	COM Fabric Closed Arm Panels (2 Arms)	COM Fabric Closed Arm Panels (3 Arms)	COM Fabric Closed Arm Panels (4 Arms)
PCF21X2B	0.8	1.2	1.6
PCF21X3B	0.8	1.2	1.6
PCF24X2B	0.8	1.2	1.6
PCF24X3B	0.8	1.2	1.6

Note: Some vinyls, leathers & upholsteries are not suitable for application on Faeron seating.

The approval process is as follows:

1. A sample of the COM must be provided to Krug Customer Service prior to or at the time of order.
2. The sample will be reviewed and the customer advised if the fabric is unsuitable.
3. The COM fabric or leather will be inspected when received at the factory, to identify any further concerns with its suitability.

ORDERING NOTES:

A drawing showing the configuration of the multiple seating and tables is required with each purchase order.

COMBINATION UPHOLSTERY OPTION

When combination upholstery is specified with fabric of the same grade or COM, an upcharge for dual fabrics is **\$32 list** per unit and **\$61 list** per unit for three fabrics will be applied. When graded in combination upholstery is selected, use the highest grade upholstery selected or to obtain a quote for blended grading contact Customer Service (please provide the fabrics specified and location of where each fabric is to be applied on the product).

Faeron Option Upcharges	\$ List	\$ List	\$ List
CAL 133 & Moisture Barrier (per yard)	61	Solid Surface Arm Cap (each) - Gr A White	174
Ganging Bracket	56	Solid Surface Arm Cap (each) - Gr A Color	179
Kinetic Back (not available for Plus)	115	Solid Surface Arm Cap (each) - Gr B	189
21" & 24" Under-seat Splashguard	56	Solid Surface Arm Cap (each) - Gr C	196
Removeable Seat Cover	86	Solid Surface Arm (each) - Gr A White	274
Removable Back Cover	56	Solid Surface Arm (each) - Gr A Color	285
Urethane Arm Cap (each)	66	Solid Surface Arm (each) - Gr B	306
		Solid Surface Arm (each) - Gr C	323
		Solid Surface Arm Cap (pair) - Gr A White	347
		Solid Surface Arm Cap (pair) - Gr A Color	359
		Solid Surface Arm Cap (pair) - Gr B	378
		Solid Surface Arm Cap (pair) - Gr C	391
		Solid Surface Arm (pair) - Gr A White	546
		Solid Surface Arm (pair) - Gr A Color	570
		Solid Surface Arm (pair) - Gr B	615
		Solid Surface Arm (pair) - Gr C	646

NOTE: Option upcharges are per back/seat.

See **page 98** for color selection.

Patient backs are available on multiple units, please change the model number FAE2-PCG to FAE2-PCP, and add the following upcharges per back:

	Grade 1	Grade 2	Grade 3	Grade 4	Grade 5	Grade 6	Grade 7	Grade 8	Grade 9
21" Chairs	60	71	86	109	132	157	180	205	253
24" Chairs	65	78	90	114	138	162	186	210	259

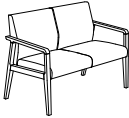
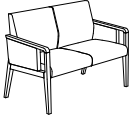
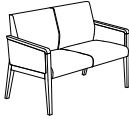
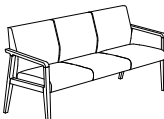
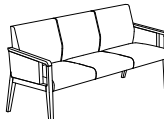
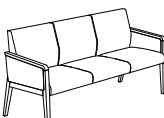
WEIGHT CAPACITIES

Faeron weight capacities are as follows:

2-Seat Freespan - 525 lbs per unit

3-Seat Freespan - 750 lbs per unit

FAERON WOOD | MULTIPLE SEATING - FREESPAN UNITS WITHOUT CENTER ARMS

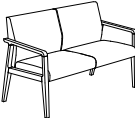
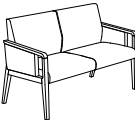
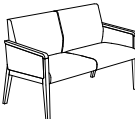
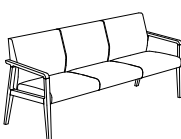
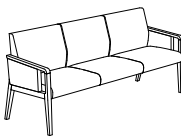
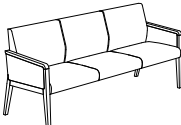
DESCRIPTION/MODEL	Species	COM		COL		FABRIC GRADES		LEATHER		
		1	2	3	4	5	6	7	8	9
	21" Pre-Configured Freespan Unit - Open Arm 2 Seat, Guest Back									
	FAE2-PCFG21X2AONC	Beech Palette	1747	1833	1921	2093	2269	2442	2615	2790
	21" Pre-Configured Freespan Unit - Semi Closed Arm 2 Seat, Guest Back									
	FAE2-PCFG21X2ASNC	Beech Palette	2135	2244	2354	2569	2788	3006	3222	3438
	21" Pre-Configured Freespan Unit - Closed Arm 2 Seat, Guest Back									
	FAE2-PCFG21X2ACNC	Beech Palette	2147	2256	2365	2583	2799	3015	3235	3450
	21" Pre-Configured Freespan Unit - Open Arm 3 Seat, Guest Back									
	FAE2-PCFG21X3AONC	Beech Palette	2377	2507	2637	2898	3159	3419	3681	3941
	21" Pre-Configured Freespan Unit - Semi Closed Arm 3 Seat, Guest Back									
	FAE2-PCFG21X3ASNC	Beech Palette	2766	2917	3069	3373	3679	3983	4288	4589
	21" Pre-Configured Freespan Unit - Closed Arm 3 Seat, Guest Back									
	FAE2-PCFG21X3ACNC	Beech Palette	2778	2930	3082	3385	3689	3994	4298	4603

ORDERING NOTES: Faeron chairs can be specified with Urethane Arm Caps (UC), Solid Surface Arm Caps (SC) or Solid Surface Arm (SA), replace "NC" in the model number with the **Arm Style** selection below and add the upcharge listed on **Page 31**. See **page 98** for color selection.

PRODUCT CODE KEY

Line	Series	Chair Type	Back Type	Size	Unit Style	Arm Type	Arm Style
FAE	2	PCF	G	21X2	A	O	NC
Faeron	Chair	Pre-Configured Freespan Multiple Unit	Guest Back		Unit with no Center Arm	Open Arm	No Cap
			P	21X3	B	S	UC
			Patient Back		Unit with Center Arm	Semi Closed Arm	Urethane Cap
				24X2		C	SC
						Closed Arm	Solid Surface Cap
				24X3			SA
							Solid Surface Arm

FAERON WOOD | MULTIPLE SEATING - FREESPAN UNITS WITHOUT CENTER ARMS

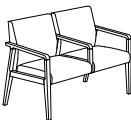
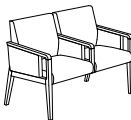
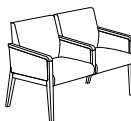
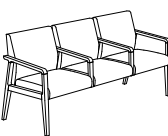
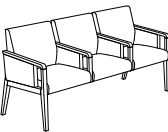
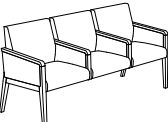
DESCRIPTION/MODEL	Species	COM		COL	FABRIC GRADES				LEATHER		
		1	2	3	4	5	6	7	8	9	
	24" Pre-Configured Freespan Unit - Open Arm 2 Seat, Guest Back FAE2-PCFG24X2AONC	Beech Palette	1896	1984	2069	2244	2418	2591	2766	2938	3288
	24" Pre-Configured Freespan Unit - Semi Closed Arm 2 Seat, Guest Back FAE2-PCFG24X2ASNC	Beech Palette	2284	2394	2504	2719	2937	3155	3371	3588	4022
	24" Pre-Configured Freespan Unit - Closed Arm 2 Seat, Guest Back FAE2-PCFG24X2ACNC	Beech Palette	2297	2406	2514	2731	2949	3165	3384	3601	4035
	24" Pre-Configured Freespan Unit - Open Arm 3 Seat, Guest Back FAE2-PCFG24X3AONC	Beech Palette	2588	2719	2849	3111	3370	3633	3892	4154	4673
	24" Pre-Configured Freespan Unit - Semi Closed Arm 3 Seat, Guest Back FAE2-PCFG24X3ASNC	Beech Palette	2979	3130	3281	3586	3891	4193	4498	4802	5411
	24" Pre-Configured Freespan Unit - Closed Arm 3 Seat, Guest Back FAE2-PCFG24X3ACNC	Beech Palette	2989	3140	3293	3597	3902	4206	4510	4815	5422

ORDERING NOTES: Faeron chairs can be specified with Urethane Arm Caps (UC), Solid Surface Arm Caps (SC) or Solid Surface Arm (SA), replace "NC" in the model number with the **Arm Style** selection below and add the upcharge listed on [Page 31](#). See [page 98](#) for color selection.

PRODUCT CODE KEY

Line	Series	Chair Type	Back Type	Size	Unit Style	Arm Type	Arm Style
FAE	2	PCF	G	21X2	A	O	NC
Faeron	Chair	Pre-Configured Freespan Multiple Unit	Guest Back		Unit with no Center Arm	Open Arm	No Cap
			P	21X3	B	S	UC
			Patient Back		Unit with Center Arm	Semi Closed Arm	Urethane Cap
				24X2		C	SC
						Closed Arm	Solid Surface Cap
				24X3			SA
							Solid Surface Arm

FAERON WOOD | MULTIPLE SEATING - FREESPAN UNITS WITH CENTER ARMS


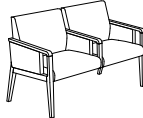
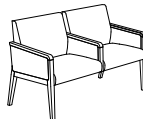
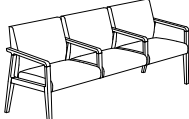
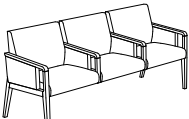
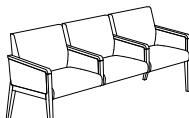
DESCRIPTION/MODEL	Species	COM		COL	FABRIC GRADES					LEATHER	
		1	2	3	4	5	6	7	8	9	
	21" Pre-Configured Freespan Unit - Open Arm 2 Seat, Guest Back FAE2-PCFG21X2BONC	Beech Palette	2252	2340	2425	2599	2773	2946	3121	3294	3641
	21" Pre-Configured Freespan Unit - Semi Closed Arm 2 Seat, Guest Back FAE2-PCFG21X2BSNC	Beech Palette	2861	2982	3100	3340	3579	3817	4057	4295	4772
	21" Pre-Configured Freespan Unit - Closed Arm 2 Seat, Guest Back FAE2-PCFG21X2BCNC	Beech Palette	2885	3006	3123	3364	3603	3841	4080	4318	4796
	21" Pre-Configured Freespan Unit - Open Arm 3 Seat, Guest Back FAE2-PCFG21X3BONC	Beech Palette	3194	3324	3455	3714	3975	4236	4497	4758	5280
	21" Pre-Configured Freespan Unit - Semi Closed Arm 3 Seat, Guest Back FAE2-PCFG21X3BSNC	Beech Palette	4022	4196	4370	4717	5065	5414	5761	6109	6805
	21" Pre-Configured Freespan Unit - Closed Arm 3 Seat, Guest Back FAE2-PCFG21X3BCNC	Beech Palette	4059	4232	4404	4753	5100	5448	5796	6143	6839

ORDERING NOTES: Faeron chairs can be specified with Urethane Arm Caps (UC), Solid Surface Arm Caps (SC) or Solid Surface Arm (SA), replace "NC" in the model number with the **Arm Style** selection below and add the upcharge listed on [Page 31](#). See [page 98](#) for color selection.

PRODUCT CODE KEY

Line	Series	Chair Type	Back Type	Size	Unit Style	Arm Type	Arm Style
FAE	2	PCF	G	21X2	A	O	NC
Faeron	Chair	Pre-Configured Freespan Multiple Unit	Guest Back		Unit with no Center Arm	Open Arm	No Cap
			P	21X3	B	S	UC
			Patient Back		Unit with Center Arm	Semi Closed Arm	Urethane Cap
				24X2		C	SC
						Closed Arm	Solid Surface Cap
				24X3			SA
							Solid Surface Arm

FAERON WOOD | MULTIPLE SEATING - FREESPAN UNITS WITH CENTER ARMS

DESCRIPTION/MODEL	Species	COM		COL		FABRIC GRADES			LEATHER	
		1	2	3	4	5	6	7	8	9
 24" Pre-Configured Freespan Unit - Open Arm 2 Seat, Guest Back FAE2-PCFG24X2BONC	Beech Palette	2400	2488	2575	2747	2923	3095	3270	3445	3792
 24" Pre-Configured Freespan Unit - Semi Closed Arm 2 Seat, Guest Back FAE2-PCFG24X2BSNC	Beech Palette	3010	3130	3248	3488	3725	3966	4206	4444	4922
 24" Pre-Configured Freespan Unit - Closed Arm 2 Seat, Guest Back FAE2-PCFG24X2BCNC	Beech Palette	3034	3154	3271	3511	3749	3990	4230	4468	4945
 24" Pre-Configured Freespan Unit - Open Arm 3 Seat, Guest Back FAE2-PCFG24X3BONC	Beech Palette	3407	3536	3665	3928	4188	4447	4710	4970	5492
 24" Pre-Configured Freespan Unit - Semi Closed Arm 3 Seat, Guest Back FAE2-PCFG24X3BSNC	Beech Palette	4234	4410	4583	4930	5278	5625	5972	6319	7017
 24" Pre-Configured Freespan Unit - Closed Arm 3 Seat, Guest Back FAE2-PCFG24X3BCNC	Beech Palette	4270	4444	4616	4966	5314	5661	6008	6356	7051

ORDERING NOTES: Faeron chairs can be specified with Urethane Arm Caps (UC), Solid Surface Arm Caps (SC) or Solid Surface Arm (SA), replace “NC” in the model number with the **Arm Style** selection below and add the upcharge listed on [Page 31](#). See [page 98](#) for color selection.

PRODUCT CODE KEY							
Line	Series	Chair Type	Back Type	Size	Unit Style	Arm Type	Arm Style
<div>FAE</div> Faeron	<div>2</div> Chair	<div>PCF</div> Pre-Configured Freespan Multiple Unit	<div>G</div> Guest Back	<div>21X2</div>	<div>A</div> Unit with no Center Arm	<div>O</div> Open Arm	<div>NC</div> No Cap
			<div>P</div> Patient Back	<div>21X3</div>	<div>B</div> Unit with Center Arm	<div>S</div> Semi Closed Arm	<div>UC</div> Urethane Cap
				<div>24X2</div>		<div>C</div> Closed Arm	<div>SC</div> Solid Surface Cap
				<div>24X3</div>			<div>SA</div> Solid Surface Arm

FAERON METAL | MULTIPLE SEATING - PRECONFIGURED UNITS

DIMENSIONS & COM REQUIREMENTS

	Overall Width	Overall Depth	Overall Height	Seat Height	Height of Arms from Floor	Width Between Arms	Seat Depth	Shipping Weight	Cube	COM Seat & Back Yardage	COM Fabric Seat Yardage	COM Fabric Back Yardage	COM Fabric Closed Arm Panel Yardage
PCG21X2	48.3	26.3	34.5	19.0	25.0	21	19.5	95	28	3.0	1.5	2.1	1.44
PCP21X2	48.3	26.3	45.0	19.0	25.0	21	19.5	105	38	3.8	1.5	3.0	1.44
PCG21X3	71.5	26.3	34.5	19.0	25.0	21	19.5	134	41	4.6	2.4	3.5	1.92
PCP21X3	71.5	26.3	45.0	19.0	25.0	21	19.5	149	56	5.8	2.4	5.0	1.92
PCG24X2	54.3	26.3	34.5	19.0	25.0	24	19.5	102	31	3.0	1.5	2.1	1.44
PCP24X2	54.3	26.3	45.0	19.0	25.0	24	19.5	112	43	3.8	1.5	3.0	1.44
PCG24X3	80.5	26.3	34.5	19.0	25.0	24	19.5	146	46	4.6	2.4	3.5	1.92
PCP24X3	80.5	26.3	45.0	19.0	25.0	24	19.5	161	63	5.8	2.4	5.0	1.92

CONTRASTING BACKS, SEATS & CLOSED ARMS COMBINATION UPHOLSTERY OPTION

When combination upholstery is specified with fabric of the same grade or COM, an upcharge for dual fabrics is **\$32 list** per unit and **\$61 list** per unit for three fabrics will be applied. When graded in combination upholstery is selected, use the highest grade upholstery selected or to obtain a quote for blended grading contact Customer Service (please provide the fabrics specified and location of where each fabric is to be applied on the product).

A drawing showing the configuration of the multiple seating and tables is required with each purchase order.

PRE-CONFIGURED MULTIPLE UNITS	SEAT	GUEST BACK	PATIENT BACK	CLOSED ARM PANEL
PC21x2	3.8	1.5	3.0	1.44
PC21x3	5.8	2.4	5.0	1.92
PC24X2	3.8	1.5	3.0	1.44
PC24X3	5.8	2.4	5.0	1.92

Note: Some vinyls, leathers & upholsteries are not suitable for application on Faeron Metal seating. Please refer to **page 95** for C.O.M approval process.

Faeron Option Upcharges	\$ List		\$ List		\$ List
CAL 133 & Moisture Barrier (per yard)	61	Solid Surface Arm (each) - Gr A White	274	Solid Surface Arm (pair) - Gr A White	546
Ganging Bracket	56	Solid Surface Arm (each) - Gr A Color	285	Solid Surface Arm (pair) - Gr A Color	570
Kinetic Back (not available for Plus)	115	Solid Surface Arm (each) - Gr B	306	Solid Surface Arm (pair) - Gr B	615
21" & 24" Under-seat Splashguard	56	Solid Surface Arm (each) - Gr C	323	Solid Surface Arm (pair) - Gr C	646
Removeable Seat Covers	86	Beech/Palette Wood Arm (each)	103	Beech/Palette Wood Arm (per pair)	205
Removable Back Covers	56				
Non-Marring Glide	16				

See **page 98** for color selection.

NOTE: Option upcharges are per back/seat.

Patient backs are available on multiple units, please change the model number FAE2-PCG to FAE2-PCP, and add the following upcharges per back:

	Grade 1	Grade 2	Grade 3	Grade 4	Grade 5	Grade 6	Grade 7	Grade 8	Grade 9
21" Chairs	60	71	86	109	132	157	180	205	253
24" Chairs	65	78	90	114	138	162	186	210	259

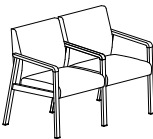
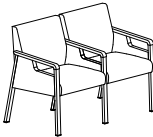
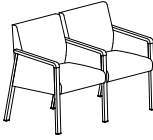

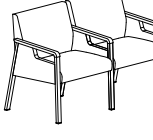
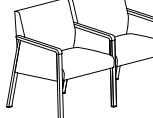
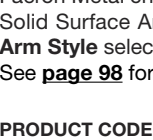


WEIGHT CAPACITIES

Faeron Metal weight capacities are as follows:
Guest & Patient Chairs (21" & 24") - 500 lbs

FEATURES:

For a complete list of features see **page 9**.

FAERON METAL | MULTIPLE SEATING - PRECONFIGURED UNITS

DESCRIPTION/MODEL	COM		COL		FABRIC GRADES				LEATHER	
	1	2	3	4	5	6	7	8	9	
	2 Seat - 21" Open Polymer Arm Pre-configured Unit, Guest Backs, Silver Metallic Frame									
	FAE2M-PCG21X2OPAS	1706	1790	1873	2038	2203	2369	2534	2699	3031
	2 Seat - 21" Open Polymer Arm Pre-configured Unit, Guest Backs, Brushed Nickel Frame									
	FAE2M-PCG21X2OPAN	1984	2065	2149	2315	2482	2646	2811	2978	3307
	2 Seat - 21" Semi Closed Polymer Arm Pre-configured Unit, Guest Backs, Silver Metallic Frame									
	FAE2M-PCG21X2SPAS	2287	2400	2514	2741	2969	3197	3424	3652	4107
	2 Seat - 21" Semi Closed Polymer Arm Pre-configured Unit, Guest Backs, Brushed Nickel Frame									
	FAE2M-PCG21X2SPAN	2563	2677	2790	3017	3247	3473	3701	3929	4384
	2 Seat - 21" Closed Polymer Arm Pre-configured Unit, Guest Backs, Silver Metallic Frame									
	FAE2M-PCG21X2CPAS	2308	2422	2537	2764	2992	3220	3447	3675	4130
	2 Seat - 21" Closed Polymer Arm Pre-configured Unit, Guest Backs, Brushed Nickel Frame									
	FAE2M-PCG21X2CPAN	2586	2699	2814	3040	3269	3495	3723	3950	4406
	2 Seat - 24" Open Polymer Arm Pre-configured Unit, Guest Backs, Silver Metallic Frame									
	FAE2M-PCG24X2OPAS	1867	1949	2033	2199	2364	2530	2696	2861	3193
	2 Seat - 24" Open Polymer Arm Pre-configured Unit, Guest Backs, Brushed Nickel Frame									
	FAE2M-PCG24X2OPAN	2145	2228	2312	2474	2640	2807	2971	3137	3469
	2 Seat - 24" Semi Closed Polymer Arm Pre-configured Unit, Guest Backs, Silver Metallic Frame									
	FAE2M-PCG24X2SPAS	2447	2560	2674	2902	3131	3360	3584	3814	4269
	2 Seat - 24" Semi Closed Polymer Arm Pre-configured Unit, Guest Backs, Brushed Nickel Frame									
	FAE2M-PCG24X2SPAN	2724	2839	2952	3180	3408	3635	3862	4090	4544
	2 Seat - 24" Closed Polymer Arm Pre-configured Unit, Guest Backs, Silver Metallic Frame									
	FAE2M-PCG24X2CPAS	2470	2584	2697	2924	3154	3381	3607	3836	4291
	2 Seat - 24" Closed Polymer Arm Pre-configured Unit, Guest Backs, Brushed Nickel Frame									
	FAE2M-PCG24X2CPAN	2746	2861	2973	3203	3431	3658	3886	4113	4567

ORDERING NOTES:

Faeron Metal chairs can also be specified with a Wood Arm (WA) or a Solid Surface Arm (SA), replace "PA" in the model number with the **Arm Style** selection below and add the upcharge listed.

See [page 98](#) for color selection.

Arm Style Option Upcharges

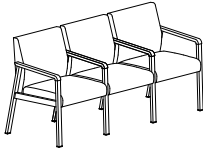
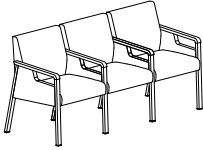
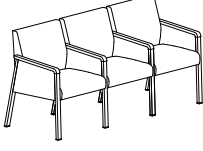
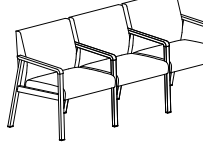
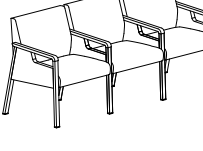
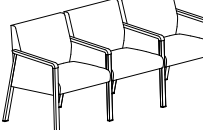
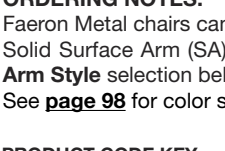


\$ List

Solid Surface Arm (each) - Gr A White	274
Solid Surface Arm (each) - Gr A Color	285
Solid Surface Arm (each) - Gr B	306
Solid Surface Arm (each) - Gr C	323
Beech/Palette Wood Arm (each)	103

PRODUCT CODE KEY

Line	Series	Chair Type	Back Type	Size	Arm Type	Arm Style	Metal Finish
FAE	2M	PC	G	21X2	O	PA	S
Faeron	Chair	Pre-configured Multiple Unit	Guest		Open Arm	Polymer Arm	Silver Metallic
			P	24X2	S	WA	N
			Patient		Semi Closed Arm	Wood Arm	Brushed Nickel
				21X3	C	SA	
					Closed Arm	Solid Surface Arm	
				24X3			

FAERON METAL | MULTIPLE SEATING - PRECONFIGURED UNITS

DESCRIPTION/MODEL	COM	2	COL	4	FABRIC GRADES			7	LEATHER	9
	1		3		5	6		8		
	3 Seat - 21" Open Polymer Arm Pre-configured Unit, Guest Backs, Silver Metallic Frame									
	FAE2M-PCG21X3OPAS	2433	2558	2682	2931	3180	3427	3675	3922	4419
	3 Seat - 21" Open Polymer Arm Pre-configured Unit, Guest Backs, Brushed Nickel Frame									
	FAE2M-PCG21X3OPAN	2802	2927	3051	3299	3547	3795	4044	4293	4789
	3 Seat - 21" Semi Closed Polymer Arm Pre-configured Unit, Guest Backs, Silver Metallic Frame									
	FAE2M-PCG21X3SPAS	3223	3389	3554	3886	4216	4546	4879	5209	5871
	3 Seat - 21" Semi Closed Polymer Arm Pre-configured Unit, Guest Backs, Brushed Nickel Frame									
	FAE2M-PCG21X3SPAN	3592	3757	3921	4254	4586	4916	5247	5578	6241
	3 Seat - 21" Closed Polymer Arm Pre-configured Unit, Guest Backs, Silver Metallic Frame									
	FAE2M-PCG21X3CPAS	3257	3421	3587	3918	4249	4582	4912	5242	5905
	3 Seat - 21" Closed Polymer Arm Pre-configured Unit, Guest Backs, Brushed Nickel Frame									
	FAE2M-PCG21X3CPAN	3625	3791	3957	4288	4618	4949	5281	5611	6273
	3 Seat - 24" Open Polymer Arm Pre-configured Unit, Guest Backs, Silver Metallic Frame									
	FAE2M-PCG24X3OPAS	2622	2703	2827	3076	3323	3572	3820	4068	4565
	3 Seat - 24" Open Polymer Arm Pre-configured Unit, Guest Backs, Brushed Nickel Frame									
	FAE2M-PCG24X3OPAN	2991	3071	3196	3445	3692	3941	4189	4439	4936
	3 Seat - 24" Semi Closed Polymer Arm Pre-configured Unit, Guest Backs, Silver Metallic Frame									
	FAE2M-PCG24X3SPAS	3412	3534	3698	4030	4361	4693	5023	5353	6016
	3 Seat - 24" Semi Closed Polymer Arm Pre-configured Unit, Guest Backs, Brushed Nickel Frame									
	FAE2M-PCG24X3SPAN	3781	3902	4068	4398	4731	5062	5392	5722	6387
	3 Seat - 24" Closed Polymer Arm Pre-configured Unit, Guest Backs, Silver Metallic Frame									
	FAE2M-PCG24X3CPAS	3446	3566	3732	4063	4395	4726	5057	5388	6050
	3 Seat - 24" Closed Polymer Arm Pre-configured Unit, Guest Backs, Brushed Nickel Frame									
	FAE2M-PCG24X3CPAN	3815	3936	4103	4433	4765	5094	5425	5757	6419

ORDERING NOTES:

Faeron Metal chairs can also be specified with a Wood Arm (WA) or a Solid Surface Arm (SA), replace "PA" in the model number with the **Arm Style** selection below and add the upcharge listed.

See [page 98](#) for color selection.

Arm Style Option Upcharges

\$ List

Solid Surface Arm (pair) - Gr A White	546
Solid Surface Arm (pair) - Gr A Color	570
Solid Surface Arm (pair) - Gr B	615
Solid Surface Arm (pair) - Gr C	646
Beech/Palette Wood Arm (per pair)	205

PRODUCT CODE KEY

Line	Series	Chair Type	Back Type	Size	Arm Type	Arm Style	Metal Finish
FAE	2M	PC	G	21X2	O	PA	S
Faeron	Chair	Pre-configured Multiple Unit	Guest		Open Arm	Polymer Arm	Silver Metallic
			P	24X2	S	WA	N
			Patient		Semi Closed Arm	Wood Arm	Brushed Nickel
				21X3	C	SA	
					Closed Arm	Solid Surface Arm	
				24X3			

FAERON METAL | MULTIPLE SEATING - START, CENTER & END UNITS

DIMENSIONS & COM REQUIREMENTS

FAERON METAL MULTIPLE START UNITS

	Overall Width	Overall Depth	Overall Height	Seat Height	Height of Arms from Floor	Width Between Arms	Seat Depth	Shipping Weight	Cube	COM Seat & Back Yardage	COM Fabric Seat Yardage	COM Fabric Back Yardage	COM Fabric Closed Arm Panel (Pair) Yardage
SG21	25	26.3	34.5	19	25	21	19.5	56	14	1.6	0.9	1.4	0.96
SP21	25	26.3	45	19	25	21	19.5	61	17	2.0	0.9	2.0	0.96
SG24	28	26.3	34.5	19	25	24	19.5	60	19	1.6	0.9	1.4	0.96
SP24	28	26.3	45	19	25	24	19.5	65	22	2.0	0.9	2.0	0.96
SG30	34	26.3	34.5	19	25	30	19.5	66	20	2.3	0.9	1.4	0.96
SP30	34	26.3	45	19	25	30	19.5	76	28	3.0	0.9	2.0	0.96
SG44	48	26.3	34.5	19	25	44	19.5	83	28	2.9	0.9	1.6	0.96

FAERON METAL MULTIPLE CENTER UNITS

	Overall Width	Overall Depth	Overall Height	Seat Height	Height of Arms from Floor	Width Between Arms	Seat Depth	Shipping Weight	Cube	COM Seat & Back Yardage	COM Fabric Seat Yardage	COM Fabric Back Yardage	COM Fabric Closed Arm Panel Yardage
CG21	23	26.3	34.5	19	25	21	19.5	46	14	1.6	0.9	1.4	0.48
CP21	23	26.3	45	19	25	21	19.5	51	17	2.0	0.9	2.0	0.48
CG24	26	26.3	34.5	19	25	24	19.5	50	19	1.6	0.9	1.4	0.48
CP24	26	26.3	45	19	25	24	19.5	55	22	2.0	0.9	2.0	0.48
CG30	32	26.3	34.5	19	25	30	19.5	56	20	2.3	0.9	1.4	0.48
CP30	32	26.3	45	19	25	30	19.5	66	28	3.0	0.9	2.0	0.48
CG44	46	26.3	34.5	19	25	44	19.5	73	28	2.9	0.9	1.6	0.48

FAERON METAL MULTIPLE END UNITS

	Overall Width	Overall Depth	Overall Height	Seat Height	Height of Arms from Floor	Width Between Arms	Seat Depth	Shipping Weight	Cube	COM Seat & Back Yardage	COM Fabric Seat Yardage	COM Fabric Back Yardage	COM Fabric Closed Arm Panel Yardage
EG21	23	26.3	34.5	19	25	21	19.5	46	14	1.6	0.9	1.4	0.48
EP21	23	26.3	45	19	25	21	19.5	51	17	2.0	0.9	2.0	0.48
EG24	26	26.3	34.5	19	25	24	19.5	50	19	1.6	0.9	1.4	0.48
EP24	26	26.3	45	19	25	24	19.5	55	22	2.0	0.9	2.0	0.48
EG30	32	26.3	34.5	19	25	30	19.5	56	20	2.3	0.9	1.4	0.48
EP30	32	26.3	45	19	25	30	19.5	66	28	3.0	0.9	2.0	0.48
EG44	46	26.3	34.5	19	25	44	19.5	73	28	2.9	0.9	1.6	0.48

ORDERING NOTES:

A drawing showing the configuration of the multiple seating and tables is required with each purchase order.

COMBINATION UPHOLSTERY OPTION

When combination upholstery is specified with fabric of the same grade or COM, an upcharge for dual fabrics is **\$32 list** per unit and **\$61 list** per unit for three fabrics will be applied. When graded in combination upholstery is selected, use the highest grade upholstery selected or to obtain a quote for blended grading contact Customer Service (please provide the fabrics specified and location of where each fabric is to be applied on the product).

Faeron Option Upcharges	\$ List		\$ List		\$ List
CAL 133 & Moisture Barrier (per yard)	61	Solid Surface Arm (each) - Gr A White	274	Solid Surface Arm (pair) - Gr A White	546
Ganging Bracket	56	Solid Surface Arm (each) - Gr A Color	285	Solid Surface Arm (pair) - Gr A Color	570
Kinetic Back (not available for Plus)	115	Solid Surface Arm (each) - Gr B	306	Solid Surface Arm (pair) - Gr B	615
21" & 24" Under-seat Splashguard	56	Solid Surface Arm (each) - Gr C	323	Solid Surface Arm (pair) - Gr C	646
30" Under-seat Splashguard	69	Removeable Seat Covers	86	Beech/Palette Wood Arm (each)	103
44" Under-seat Splashguard	87	Removable Back Covers	56	Beech/Palette Wood Arm (per pair)	205
Non-Marring Glide	16			See page 98 for color selection.	

NOTE: Option upcharges are per back/seat.

Patient backs are available on multiple units, please change the model number FAE2M-SG to FAE2M-SP and add the following upcharges per back:

	Grade 1	Grade 2	Grade 3	Grade 4	Grade 5	Grade 6	Grade 7	Grade 8	Grade 9
21" Chairs	60	71	86	109	132	157	180	205	253
24" Chairs	65	78	90	114	138	162	186	210	259
30" Chairs	79	91	105	129	152	177	200	224	273

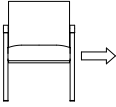
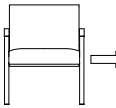
WEIGHT CAPACITIES

Faeron Metal weight capacities are as follows:
Guest & Patient Chairs (21" & 24") - 500 lbs

FEATURES:

For a complete list of features see [Page 9](#).

FAERON METAL | MULTIPLE SEATING - START, CENTER & END UNITS

DESCRIPTION/MODEL		COM		COL		FABRIC GRADES			LEATHER	
		1	2	3	4	5	6	7	8	9
	21" Open Polymer Arm Start Unit, Guest Back, Silver Metallic Frame FAE2M-SG21OPAS	966	1009	1046	1131	1212	1296	1379	1462	1627
	21" Open Polymer Arm Start Unit, Guest Back, Brushed Nickel Frame FAE2M-SG21OPAN	1150	1192	1233	1315	1397	1481	1564	1647	1812
	21" Semi Closed Polymer Arm Start Unit, Guest Back, Silver Metallic Frame FAE2M-SG21SPAS	1336	1397	1460	1584	1708	1832	1958	2081	2329
	21" Semi Closed Polymer Arm Start Unit, Guest Back, Brushed Nickel Frame FAE2M-SG21SPAN	1520	1582	1645	1769	1893	2017	2142	2265	2514
	21" Closed Polymer Arm Start Unit, Guest Back, Silver Metallic Frame FAE2M-SG21CPAS	1347	1410	1470	1594	1719	1843	1967	2091	2341
	21" Closed Polymer Arm Start Unit, Guest Back, Brushed Nickel Frame FAE2M-SG21CPAN	1533	1592	1655	1780	1904	2029	2154	2277	2526
	24" Open Polymer Arm Start Unit, Guest Back, Silver Metallic Frame FAE2M-SG24OPAS	1040	1082	1123	1206	1290	1370	1455	1537	1703
	24" Open Polymer Arm Start Unit, Guest Back, Brushed Nickel Frame FAE2M-SG24OPAN	1224	1267	1308	1391	1472	1556	1638	1720	1886
	24" Semi Closed Polymer Arm Start Unit, Guest Back, Silver Metallic Frame FAE2M-SG24SPAS	1411	1471	1535	1660	1782	1907	2032	2156	2403
	24" Semi Closed Polymer Arm Start Unit, Guest Back, Brushed Nickel Frame FAE2M-SG24SPAN	1593	1656	1718	1843	1966	2090	2216	2340	2588
	24" Closed Polymer Arm Start Unit, Guest Back, Silver Metallic Frame FAE2M-SG24CPAS	1421	1483	1545	1670	1794	1918	2043	2166	2415
	24" Closed Polymer Arm Start Unit, Guest Back, Brushed Nickel Frame FAE2M-SG24CPAN	1606	1668	1730	1854	1979	2103	2228	2349	2599

ORDERING NOTES:

Faeron Metal chairs can also be specified with a Wood Arm (WA) or a Solid Surface Arm (SA), replace "PA" in the model number with the **Arm Style** selection below and add the upcharge listed. See [page 98](#) for color selection.

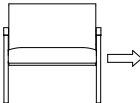
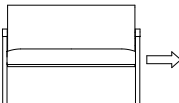
Arm Style Option Upcharges

	\$ List
Solid Surface Arm (pair) - Gr A White	546
Solid Surface Arm (pair) - Gr A Color	570
Solid Surface Arm (pair) - Gr B	615
Solid Surface Arm (pair) - Gr C	646
Beech/Palette Wood Arm (per pair)	205

PRODUCT CODE KEY

Line	Series	Chair Type	Back Type	Size	Arm Type	Arm Style	Metal Finish
FAE	2M	S	G	21	O	PA	S
Faeron	Chair	Start Unit Multiple Seating	Guest		Open Arm	Polymer Arm	Silver Metallic
		C	P	24	S	WA	N
		Center Unit Multiple Seating	Patient		Semi Closed Arm	Wood Arm	Brushed Nickel
				30	C	SA	
					Closed Arm	Solid Surface Arm	
		E		44			
		End Unit Multiple Seating					

FAERON METAL | MULTIPLE SEATING - START, CENTER & END UNITS

DESCRIPTION/MODEL		COM		COL	FABRIC GRADES			LEATHER		
		1	2	3	4	5	6	7	8	9
	30" Open Polymer Arm Start Unit, Guest Back, Silver Metallic Frame FAE2M-SG30OPAS	1195	1254	1313	1434	1552	1672	1790	1908	2147
	30" Open Polymer Arm Start Unit, Guest Back, Brushed Nickel Frame FAE2M-SG30OPAN	1379	1438	1497	1617	1736	1855	1974	2092	2332
	30" Semi Closed Polymer Arm Start Unit, Guest Back, Silver Metallic Frame FAE2M-SG30SPAS	1565	1646	1725	1886	2045	2207	2367	2528	2847
	30" Semi Closed Polymer Arm Start Unit, Guest Back, Brushed Nickel Frame FAE2M-SG30SPAN	1750	1830	1909	2070	2231	2391	2551	2712	3034
	30" Closed Polymer Arm Start Unit, Guest Back, Silver Metallic Frame FAE2M-SG30CPAS	1578	1656	1736	1896	2058	2218	2378	2538	2860
	30" Closed Polymer Arm Start Unit, Guest Back, Brushed Nickel Frame FAE2M-SG30CPAN	1761	1840	1920	2082	2242	2403	2562	2723	3043
	44" Open Polymer Arm Start Unit, Guest Back, Silver Metallic Frame FAE2M-SG44OPAS	1482	1557	1632	1781	1933	2082	2232	2383	2682
	44" Open Polymer Arm Start Unit, Guest Back, Brushed Nickel Frame FAE2M-SG44OPAN	1666	1740	1817	1965	2116	2268	2416	2567	2866
	44" Semi Closed Polymer Arm Start Unit, Guest Back, Silver Metallic Frame FAE2M-SG44SPAS	1852	1947	2043	2234	2425	2616	2808	2998	3384
	44" Semi Closed Polymer Arm Start Unit, Guest Back, Brushed Nickel Frame FAE2M-SG44SPAN	2037	2133	2229	2419	2611	2802	2993	3184	3567
	44" Closed Polymer Arm Start Unit, Guest Back, Silver Metallic Frame FAE2M-SG44CPAS	1863	1960	2055	2245	2438	2629	2819	3011	3394
	44" Closed Polymer Arm Start Unit, Guest Back, Brushed Nickel Frame FAE2M-SG44CPAN	2047	2145	2240	2431	2622	2814	3006	3196	3580

ORDERING NOTES:

Faeron Metal chairs can also be specified with a Wood Arm (WA) or a Solid Surface Arm (SA), replace "PA" in the model number with the **Arm Style** selection below and add the upcharge listed. See [page 98](#) for color selection.

Arm Style Option Upcharges

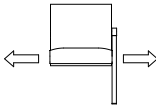

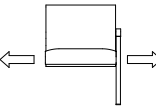

\$ List

Solid Surface Arm (pair) - Gr A White	546
Solid Surface Arm (pair) - Gr A Color	570
Solid Surface Arm (pair) - Gr B	615
Solid Surface Arm (pair) - Gr C	646
Beech/Palette Wood Arm (per pair)	205

PRODUCT CODE KEY

Line	Series	Chair Type	Back Type	Size	Arm Type	Arm Style	Metal Finish
FAE	2M	S	G	21	O	PA	S
Faeron	Chair	Start Unit Multiple Seating	Guest		Open Arm	Polymer Arm	Silver Metallic
		C	P	24	S	WA	N
		Center Unit Multiple Seating	Patient		Semi Closed Arm	Wood Arm	Brushed Nickel
		E		30	C	SA	
		End Unit Multiple Seating			Closed Arm	Solid Surface Arm	
				44			

FAERON METAL | MULTIPLE SEATING - START, CENTER & END UNITS

DESCRIPTION/MODEL		COM	FABRIC GRADES							LEATHER
		1	2	3	4	5	6	7	8	9
	Center	21" Open Polymer Arm Center Unit, Guest Back, Silver Metallic Frame								
	FAE2M-CG21OPAS	913	955	996	1080	1162	1244	1327	1411	1576
	21" Open Polymer Arm Center Unit, Guest Back, Brushed Nickel Frame									
	FAE2M-CG21OPAN	1006	1045	1087	1171	1254	1337	1419	1504	1668
	21" Semi Closed Polymer Arm Center Unit, Guest Back, Silver Metallic Frame									
	FAE2M-CG21SPAS	1123	1174	1227	1330	1435	1537	1639	1744	1949
	21" Semi Closed Polymer Arm Center Unit, Guest Back, Brushed Nickel Frame									
	FAE2M-CG21SPAN	1215	1267	1319	1422	1525	1628	1732	1836	2043
	21" Closed Polymer Arm Center Unit, Guest Back, Silver Metallic Frame									
	FAE2M-CG21CPAS	1135	1186	1237	1341	1445	1547	1650	1754	1962
	21" Closed Polymer Arm Center Unit, Guest Back, Brushed Nickel Frame									
	FAE2M-CG21CPAN	1227	1278	1330	1435	1537	1639	1744	1846	2055
	24" Open Polymer Arm Center Unit, Guest Back, Silver Metallic Frame									
	FAE2M-CG24OPAS	988	1030	1069	1155	1235	1319	1401	1484	1649
	24" Open Polymer Arm Center Unit, Guest Back, Brushed Nickel Frame									
	FAE2M-CG24OPAN	1081	1121	1163	1245	1328	1412	1493	1578	1741
	24" Semi Closed Polymer Arm Center Unit, Guest Back, Silver Metallic Frame									
	FAE2M-CG24SPAS	1198	1249	1299	1404	1508	1611	1716	1818	2023
	24" Semi Closed Polymer Arm Center Unit, Guest Back, Brushed Nickel Frame									
	FAE2M-CG24SPAN	1290	1341	1393	1496	1600	1705	1807	1911	2116
	24" Closed Polymer Arm Center Unit, Guest Back, Silver Metallic Frame									
	FAE2M-CG24CPAS	1209	1260	1312	1415	1519	1623	1727	1830	2035
	24" Closed Polymer Arm Center Unit, Guest Back, Brushed Nickel Frame									
	FAE2M-CG24CPAN	1299	1353	1404	1508	1611	1716	1818	1921	2129

ORDERING NOTES:

Faeron Metal chairs can also be specified with a Wood Arm (WA) or a Solid Surface Arm (SA), replace "PA" in the model number with the **Arm Style** selection below and add the upcharge listed. See [page 98](#) for color selection.

Arm Style Option Upcharges

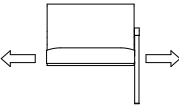

\$ List

Solid Surface Arm (each) - Gr A White	274
Solid Surface Arm (each) - Gr A Color	285
Solid Surface Arm (each) - Gr B	306
Solid Surface Arm (each) - Gr C	323
Beech/Palette Wood Arm (each)	103

PRODUCT CODE KEY

Line	Series	Chair Type	Back Type	Size	Arm Type	Arm Style	Metal Finish
FAE	2M	S	G	21	O	PA	S
Faeron	Chair	Start Unit Multiple Seating	Guest		Open Arm	Polymer Arm	Silver Metallic
		C	P	24	S	WA	N
		Center Unit Multiple Seating	Patient		Semi Closed Arm	Wood Arm	Brushed Nickel
		E		30	C	SA	
		End Unit Multiple Seating			Closed Arm	Solid Surface Arm	
				44			

FAERON METAL | MULTIPLE SEATING - START, CENTER & END UNITS

DESCRIPTION/MODEL		COM		COL		FABRIC GRADES			LEATHER	
		1	2	3	4	5	6	7	8	9
	30" Open Polymer Arm Center Unit, Guest Back, Silver Metallic Frame FAE2M-CG30OPAS	1142	1202	1262	1380	1498	1618	1737	1857	2093
	30" Open Polymer Arm Center Unit, Guest Back, Brushed Nickel Frame FAE2M-CG30OPAN	1234	1294	1354	1472	1591	1710	1830	1948	2187
	30" Semi Closed Polymer Arm Center Unit, Guest Back, Silver Metallic Frame FAE2M-CG30SPAS	1352	1422	1492	1632	1772	1911	2050	2189	2470
	30" Semi Closed Polymer Arm Center Unit, Guest Back, Brushed Nickel Frame FAE2M-CG30SPAN	1443	1514	1584	1724	1863	2004	2143	2282	2562
	30" Closed Polymer Arm Center Unit, Guest Back, Silver Metallic Frame FAE2M-CG30CPAS	1363	1435	1504	1642	1782	1921	2062	2200	2483
	30" Closed Polymer Arm Center Unit, Guest Back, Brushed Nickel Frame FAE2M-CG30CPAN	1456	1525	1594	1735	1874	2014	2155	2293	2573
	44" Open Polymer Arm Center Unit, Guest Back, Silver Metallic Frame FAE2M-CG44OPAS	1430	1505	1581	1730	1879	2031	2179	2329	2630
	44" Open Polymer Arm Center Unit, Guest Back, Brushed Nickel Frame FAE2M-CG44OPAN	1521	1597	1672	1821	1971	2122	2272	2421	2722
	44" Semi Closed Polymer Arm Center Unit, Guest Back, Silver Metallic Frame FAE2M-CG44SPAS	1639	1724	1809	1981	2152	2321	2492	2662	3006
	44" Semi Closed Polymer Arm Center Unit, Guest Back, Brushed Nickel Frame FAE2M-CG44SPAN	1732	1817	1902	2073	2244	2415	2585	2756	3097
	44" Closed Polymer Arm Center Unit, Guest Back, Silver Metallic Frame FAE2M-CG44CPAS	1650	1735	1820	1991	2163	2333	2505	2674	3015
	44" Closed Polymer Arm Center Unit, Guest Back, Brushed Nickel Frame FAE2M-CG44CPAN	1744	1829	1914	2085	2256	2425	2595	2767	3109

ORDERING NOTES:

Faeron Metal chairs can also be specified with a Wood Arm (WA) or a Solid Surface Arm (SA), replace "PA" in the model number with the **Arm Style** selection below and add the upcharge listed.
See [page 98](#) for color selection.

Arm Style Option Upcharges

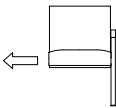
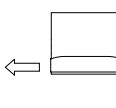
\$ List

Solid Surface Arm (each) - Gr A White	274
Solid Surface Arm (each) - Gr A Color	285
Solid Surface Arm (each) - Gr B	306
Solid Surface Arm (each) - Gr C	323
Beech/Palette Wood Arm (each)	103

PRODUCT CODE KEY

Line	Series	Chair Type	Back Type	Size	Arm Type	Arm Style	Metal Finish
FAE	2M	S	G	21	O	PA	S
Faeron	Chair	Start Unit Multiple Seating	Guest		Open Arm	Polymer Arm	Silver Metallic
		C	P	24	S	WA	N
		Center Unit Multiple Seating	Patient		Semi Closed Arm	Wood Arm	Brushed Nickel
		E		30	C	SA	
		End Unit Multiple Seating			Closed Arm	Solid Surface Arm	
				44			

FAERON METAL | MULTIPLE SEATING - START, CENTER & END UNITS

DESCRIPTION/MODEL		COM	FABRIC GRADES							LEATHER
		1	2	3	4	5	6	7	8	9
<div>End</div> <div></div>	21" Open Polymer Arm End Unit, Guest Back, Silver Metallic Frame FAE2M-EG21OPAS	913	955	996	1080	1162	1244	1327	1411	1576
	21" Open Polymer Arm End Unit, Guest Back, Brushed Nickel Frame FAE2M-EG21OPAN	1006	1045	1087	1171	1254	1337	1419	1504	1668
	21" Semi Closed Polymer Arm End Unit, Guest Back, Silver Metallic Frame FAE2M-EG21SPAS	1123	1174	1227	1330	1435	1537	1639	1744	1949
	21" Semi Closed Polymer Arm End Unit, Guest Back, Brushed Nickel Frame FAE2M-EG21SPAN	1215	1267	1319	1422	1525	1628	1732	1836	2043
	21" Closed Polymer Arm End Unit, Guest Back, Silver Metallic Frame FAE2M-EG21CPAS	1135	1186	1237	1341	1445	1547	1650	1754	1962
	21" Closed Polymer Arm End Unit, Guest Back, Brushed Nickel Frame FAE2M-EG21CPAN	1227	1278	1330	1435	1537	1639	1744	1846	2055
<div></div> <div></div>	24" Open Polymer Arm End Unit, Guest Back, Silver Metallic Frame FAE2M-EG24OPAS	988	1030	1069	1155	1235	1319	1401	1484	1649
	24" Open Polymer Arm End Unit, Guest Back, Brushed Nickel Frame FAE2M-EG24OPAN	1081	1121	1163	1245	1328	1412	1493	1578	1741
	24" Semi Closed Polymer Arm End Unit, Guest Back, Silver Metallic Frame FAE2M-EG24SPAS	1198	1249	1299	1404	1508	1611	1716	1818	2023
	24" Semi Closed Polymer Arm End Unit, Guest Back, Brushed Nickel Frame FAE2M-EG24SPAN	1290	1341	1393	1496	1600	1705	1807	1911	2116
	24" Closed Polymer Arm End Unit, Guest Back, Silver Metallic Frame FAE2M-EG24CPAS	1209	1260	1312	1415	1519	1623	1727	1830	2035
	24" Closed Polymer Arm End Unit, Guest Back, Brushed Nickel Frame FAE2M-EG24CPAN	1299	1353	1404	1508	1611	1716	1818	1921	2129

ORDERING NOTES:

Faeron Metal chairs can also be specified with a Wood Arm (WA) or a Solid Surface Arm (SA), replace "PA" in the model number with the **Arm Style** selection below and add the upcharge listed.
See [page 98](#) for color selection.

Arm Style Option Upcharges

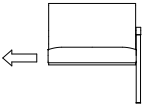
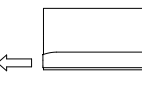
\$ List

Solid Surface Arm (each) - Gr A White	274
Solid Surface Arm (each) - Gr A Color	285
Solid Surface Arm (each) - Gr B	306
Solid Surface Arm (each) - Gr C	323
Beech/Palette Wood Arm (each)	103

PRODUCT CODE KEY

Line	Series	Chair Type	Back Type	Size	Arm Type	Arm Style	Metal Finish
FAE	2M	S	G	21	O	PA	S
Faeron	Chair	Start Unit Multiple Seating	Guest		Open Arm	Polymer Arm	Silver Metallic
		C	P	24	S	WA	N
		Center Unit Multiple Seating	Patient		Semi Closed Arm	Wood Arm	Brushed Nickel
		E		30	C	SA	
		End Unit Multiple Seating		44	Closed Arm	Solid Surface Arm	

FAERON METAL | MULTIPLE SEATING - START, CENTER & END UNITS

DESCRIPTION/MODEL		COM 1	2	COL 3	FABRIC GRADES 4	5	6	7	LEATHER 8	9
	30" Open Polymer Arm End Unit, Guest Back, Silver Metallic Frame FAE2M-EG30OPAS	1142	1202	1262	1380	1498	1618	1737	1857	2093
	30" Open Polymer Arm End Unit, Guest Back, Brushed Nickel Frame FAE2M-EG30OPAN	1234	1294	1354	1472	1591	1710	1830	1948	2187
	30" Semi Closed Polymer Arm End Unit, Guest Back, Silver Metallic Frame FAE2M-EG30SPAS	1352	1422	1492	1632	1772	1911	2050	2189	2470
	30" Semi Closed Polymer Arm End Unit, Guest Back, Brushed Nickel Frame FAE2M-EG30SPAN	1443	1514	1584	1724	1863	2004	2143	2282	2562
	30" Closed Polymer Arm End Unit, Guest Back, Silver Metallic Frame FAE2M-EG30CPAS	1363	1435	1504	1642	1782	1921	2062	2200	2483
	30" Closed Polymer Arm End Unit, Guest Back, Brushed Nickel Frame FAE2M-EG30CPAN	1456	1525	1594	1735	1874	2014	2155	2293	2573
	44" Open Polymer Arm End Unit, Guest Back, Silver Metallic Frame FAE2M-EG44OPAS	1430	1505	1581	1730	1879	2031	2179	2329	2630
	44" Open Polymer Arm End Unit, Guest Back, Brushed Nickel Frame FAE2M-EG44OPAN	1521	1597	1672	1821	1971	2122	2272	2421	2722
	44" Semi Closed Polymer Arm End Unit, Guest Back, Silver Metallic Frame FAE2M-EG44SPAS	1639	1724	1809	1981	2152	2321	2492	2662	3006
	44" Semi Closed Polymer Arm End Unit, Guest Back, Brushed Nickel Frame FAE2M-EG44SPAN	1732	1817	1902	2073	2244	2415	2585	2756	3097
	44" Closed Polymer Arm End Unit, Guest Back, Silver Metallic Frame FAE2M-EG44CPAS	1650	1735	1820	1991	2163	2333	2505	2674	3015
	44" Closed Polymer Arm End Unit, Guest Back, Brushed Nickel Frame FAE2M-EG44CPAN	1744	1829	1914	2085	2256	2425	2595	2767	3109

ORDERING NOTES:

Faeron Metal chairs can also be specified with a Wood Arm (WA) or a Solid Surface Arm (SA), replace "PA" in the model number with the **Arm Style** selection below and add the upcharge listed.
See [page 98](#) for color selection.

Arm Style Option Upcharges

\$ List

Solid Surface Arm (each) - Gr A White	274
Solid Surface Arm (each) - Gr A Color	285
Solid Surface Arm (each) - Gr B	306
Solid Surface Arm (each) - Gr C	323
Beech/Palette Wood Arm (each)	103

PRODUCT CODE KEY

Line	Series	Chair Type	Back Type	Size	Arm Type	Arm Style	Metal Finish
FAE	2M	S	G	21	O	PA	S
Faeron	Chair	Start Unit Multiple Seating	Guest		Open Arm	Polymer Arm	Silver Metallic
		C	P	24	S	WA	N
		Center Unit Multiple Seating	Patient		Semi Closed Arm	Wood Arm	Brushed Nickel
		E		30	C	SA	
		End Unit Multiple Seating			Closed Arm	Solid Surface Arm	
				44			

FAERON METAL | MULTIPLE SEATING - FREESPAN UNITS

DIMENSIONS & COM REQUIREMENTS

UNIT WITH NO CENTER ARM

	Overall Width	Overall Depth	Overall Height	Seat Height	Height of Arms from Floor	Width Between Arms	Seat Depth	Shipping Weight	Cube	COM Seat & Back Yardage	COM Fabric Seat Yardage	COM Fabric Back Yardage	COM Fabric Closed Arm Panel Yardage
PCFG21X2A	46.5	26.3	34.5	19	25.0	43.0	19.5	86	28	3.0	1.5	2.1	0.96
PCFP21X2A	46.5	26.3	45.0	19	25.0	43.0	19.5	96	37	3.8	1.5	3.0	0.96
PCFG21X3A	68.0	26.3	34.5	19	25.0	64.8	19.5	117	40	4.6	2.4	3.5	0.96
PCFP21X3A	68.0	26.3	45.0	19	25.0	64.8	19.5	132	54	5.8	2.4	5.0	0.96
PCFG24X2A	52.5	26.3	34.5	19	25.0	49.0	19.5	93	30	3.0	1.5	2.1	0.96
PCFP24X2A	52.5	26.3	45.0	19	25.0	49.0	19.5	103	42	3.8	1.5	3.0	0.96
PCFG24X3A	77.0	26.3	34.5	19	25.0	73.8	19.5	129	45	4.6	2.4	3.5	0.96
PCFP24X3A	77.0	26.3	45.0	19	25.0	73.8	19.5	144	61	5.8	2.4	5.0	0.96

UNIT WITH CENTER ARM

	Overall Width	Overall Depth	Overall Height	Seat Height	Height of Arms from Floor	Width Between Arms	Seat Depth	Shipping Weight	Cube	COM Seat & Back Yardage	COM Fabric Seat Yardage	COM Fabric Back Yardage
PCFG21X2B	48.3	26.3	34.5	19	25.0	21.5	19.5	95	28	3.0	1.5	2.1
PCFP21X2B	48.3	26.3	45.0	19	25.0	21.5	19.5	105	38	3.8	1.5	3.0
PCFG21X3B	71.5	26.3	34.5	19	25.0	21.5	19.5	135	40	4.6	2.4	3.5
PCFP21X3B	71.5	26.3	45.0	19	25.0	21.5	19.5	150	56	5.8	2.4	5.0
PCFG24X2B	54.3	26.3	34.5	19	25.0	24.5	19.5	102	30	3.0	1.5	2.1
PCFP24X2B	54.3	26.3	45.0	19	25.0	24.5	19.5	112	43	3.8	1.5	3.0
PCFG24X3B	80.5	26.3	34.5	19	25.0	24.5	19.5	147	45	4.6	2.4	3.5
PCFP24X3B	80.5	26.3	45.0	19	25.0	24.5	19.5	162	63	5.8	2.4	5.0

UNIT WITH CENTER ARM (CONTINUED), GUEST AND PATIENT BACKS

Unit With Center Arm (Continued)	COM Fabric Closed Arm Panels (2 Arms)	COM Fabric Closed Arm Panels (3 Arms)	COM Fabric Closed Arm Panels (4 Arms)
PCF21X2B	0.96	1.44	1.92
PCF21X3B	0.96	1.44	1.92
PCF24X2B	0.96	1.44	1.92
PCF24X3B	0.96	1.44	1.92

Note: Some vinyls, leathers & upholsteries are not suitable for application on Faeron Metal seating.

The approval process is as follows:

1. A sample of the COM must be provided to Krug Customer Service prior to or at the time of order.
2. The sample will be reviewed and the customer advised if the fabric is unsuitable.
3. The COM fabric or leather will be inspected when received at the factory, to identify any further concerns with its suitability.

ORDERING NOTES:

A drawing showing the configuration of the multiple seating and tables is required with each purchase order.

COMBINATION UPHOLSTERY OPTION

When combination upholstery is specified with fabric of the same grade or COM, an upcharge for dual fabrics is **\$32 list** per unit and **\$61 list** per unit for three fabrics will be applied. When graded in combination upholstery is selected, use the highest grade upholstery selected or to obtain a quote for blended grading contact Customer Service (please provide the fabrics specified and location of where each fabric is to be applied on the product).

Faeron Option Upcharges	\$ List		\$ List		\$ List
CAL 133 & Moisture Barrier (per yard)	61	Solid Surface Arm (each) - Gr A White	274	Solid Surface Arm (pair) - Gr A White	546
Ganging Bracket	56	Solid Surface Arm (each) - Gr A Color	285	Solid Surface Arm (pair) - Gr A Color	570
Kinetic Back (not available for Plus)	115	Solid Surface Arm (each) - Gr B	306	Solid Surface Arm (pair) - Gr B	615
21" & 24" Under-seat Splashguard	56	Solid Surface Arm (each) - Gr C	323	Solid Surface Arm (pair) - Gr C	646
Removeable Seat Covers	86	Beech/Palette Wood Arm (each)	103	Beech/Palette Wood Arm (per pair)	205
Removable Back Covers	56	Non-Marring Glide	16		

NOTE: Option upcharges are per back/seat.

Patient backs are available on multiple units, please change the model number FAE2M-SG to FAE2M-SP and add the following upcharges per back:

	Grade 1	Grade 2	Grade 3	Grade 4	Grade 5	Grade 6	Grade 7	Grade 8	Grade 9
21" Chairs	60	71	86	109	132	157	180	205	253
24" Chairs	65	78	90	114	138	162	186	210	259
30" Chairs	79	91	105	129	152	177	200	224	273

WEIGHT CAPACITIES

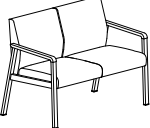
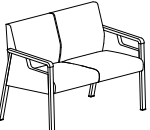
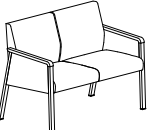
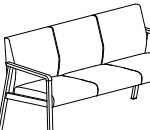
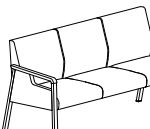
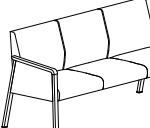
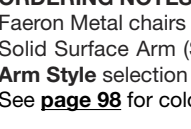
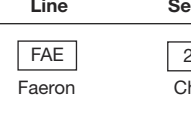


Faeron Metal weight capacities are as follows:

Guest & Patient Chairs (21" & 24") - 500 lbs

FEATURES:

For a complete list of features see **Page 9**. See **page 98** for color selection.

FAERON METAL | MULTIPLE SEATING - FREESPAN UNITS WITHOUT CENTER ARMS

DESCRIPTION/MODEL	COM		COL		FABRIC GRADES			LEATHER	
	1	2	3	4	5	6	7	8	9
	2 Seat - 21" Open Polymer Arm Pre-configured Unit, Guest Backs, Silver Metallic Frame FAE2M-PCFG21X2AOPAS								
	1604	1685	1768	1934	2100	2265	2431	2595	2927
	2 Seat - 21" Open Polymer Arm Pre-configured Unit, Guest Backs, Brushed Nickel Frame AE2M-PCFG21X2AOPAN								
	1788	1871	1954	2117	2283	2448	2615	2781	3112
	2 Seat - 21" Semi Closed Polymer Arm Pre-configured Unit, Guest Backs, Silver Metallic Frame FAE2M-PCFG21X2ASPAS								
	1972	2077	2179	2387	2594	2800	3009	3214	3629
	2 Seat - 21" Semi Closed Polymer Arm Pre-configured Unit, Guest Backs, Brushed Nickel Frame FAE2M-PCFG21X2ASPAN								
	2157	2260	2364	2571	2779	2986	3193	3398	3813
	2 Seat - 21" Closed Polymer Arm Pre-configured Unit, Guest Backs, Silver Metallic Frame FAE2M-PCFG21X2ACPAS								
	1985	2088	2190	2398	2606	2812	3019	3225	3639
	2 Seat - 21" Closed Polymer Arm Pre-configured Unit, Guest Backs, Brushed Nickel Frame FAE2M-PCFG21X2ACPAN								
	2169	2272	2375	2584	2789	2996	3204	3411	3823
	3 Seat - 21" Open Polymer Arm Pre-configured Unit, Guest Backs, Silver Metallic Frame FAE2M-PCFG21X3AOPAS								
	2202	2325	2448	2698	2946	3196	3442	3692	4188
	3 Seat - 21" Open Polymer Arm Pre-configured Unit, Guest Backs, Brushed Nickel Frame FAE2M-PCFG21X3AOPAN								
	2387	2511	2634	2884	3133	3381	3629	3877	4372
	3 Seat - 21" Semi Closed Polymer Arm Pre-configured Unit, Guest Backs, Silver Metallic Frame FAE2M-PCFG21X3ASPAS								
	2571	2718	2863	3153	3440	3731	4020	4312	4890
	3 Seat - 21" Semi Closed Polymer Arm Pre-configured Unit, Guest Backs, Brushed Nickel Frame FAE2M-PCFG21X3ASPAN								
	2757	2902	3045	3337	3625	3916	4205	4496	5075
	3 Seat - 21" Closed Polymer Arm Pre-configured Unit, Guest Backs, Silver Metallic Frame FAE2M-PCFG21X3ACPAS								
	2584	2730	2872	3163	3452	3743	4033	4321	4900
	3 Seat - 21" Closed Polymer Arm Pre-configured Unit, Guest Backs, Brushed Nickel Frame FAE2M-PCFG21X3ACPAN								
	2768	2913	3057	3348	3637	3928	4216	4508	5086

ORDERING NOTES:

Faeron Metal chairs can also be specified with a Wood Arm (WA) or a Solid Surface Arm (SA), replace "PA" in the model number with the **Arm Style** selection below and add the upcharge listed. See [page 98](#) for color selection.

Arm Style Option Upcharges

\$ List

Solid Surface Arm (pair) - Gr A White	546
Solid Surface Arm (pair) - Gr A Color	570
Solid Surface Arm (pair) - Gr B	615
Solid Surface Arm (pair) - Gr C	646
Beech/Palette Wood Arm (per pair)	205

PRODUCT CODE KEY

Line	Series	Chair Type	Back Type	Size	Unit Style	Arm Type	Arm Style	Metal Finish
FAE	2M	PCF	G	21X2	A	O	PA	S
Faeron	Chair	Pre-Configured Freespan Multiple Unit	Guest		Unit with no Center Arm	Open Arm	Polymer Arm	Silver Metallic
			P	21X3		S	WA	N
			Patient		Unit with Center Arm	Semi Closed Arm	Wood Arm	Brushed Nickel
				24X2		C	SA	
						Closed Arm	Solid Surface Arm	
				24X3				

FAERON METAL | MULTIPLE SEATING - FREESPAN UNITS WITHOUT CENTER ARMS

DESCRIPTION/MODEL	COM		COL		FABRIC GRADES			LEATHER	
	1	2	3	4	5	6	7	8	9
	2 Seat - 24" Open Polymer Arm Pre-configured Unit, Guest Backs, Silver Metallic Frame								
	FAE2M-PCFG24X2AOPAS	1745	1829	1909	2077	2242	2407	2571	2738 3068
	2 Seat - 24" Open Polymer Arm Pre-configured Unit, Guest Backs, Brushed Nickel Frame								
	FAE2M-PCFG24X2AOPAN	1930	2012	2093	2260	2425	2591	2757	2922 3253
	2 Seat - 24" Semi Closed Polymer Arm Pre-configured Unit, Guest Backs, Silver Metallic Frame								
	FAE2M-PCFG24X2ASPAS	2114	2218	2321	2529	2736	2943	3150	3356 3771
	2 Seat - 24" Semi Closed Polymer Arm Pre-configured Unit, Guest Backs, Brushed Nickel Frame								
	FAE2M-PCFG24X2ASPAN	2299	2403	2506	2713	2921	3127	3335	3540 3957
	2 Seat - 24" Closed Polymer Arm Pre-configured Unit, Guest Backs, Silver Metallic Frame								
	FAE2M-PCFG24X2ACPAS	2126	2230	2333	2539	2746	2955	3161	3368 3782
	2 Seat - 24" Closed Polymer Arm Pre-configured Unit, Guest Backs, Brushed Nickel Frame								
	FAE2M-PCFG24X2ACPAN	2312	2415	2516	2724	2932	3138	3346	3553 3966
	3 Seat - 24" Open Polymer Arm Pre-configured Unit, Guest Backs, Silver Metallic Frame								
	FAE2M-PCFG24X3AOPAS	2403	2529	2653	2900	3148	3396	3646	3894 4391
	3 Seat - 24" Open Polymer Arm Pre-configured Unit, Guest Backs, Brushed Nickel Frame								
	FAE2M-PCFG24X3AOPAN	2588	2713	2838	3085	3333	3582	3831	4080 4574
	3 Seat - 24" Semi Closed Polymer Arm Pre-configured Unit, Guest Backs, Silver Metallic Frame								
	FAE2M-PCFG24X3ASPAS	2774	2920	3064	3353	3643	3934	4224	4512 5092
	3 Seat - 24" Semi Closed Polymer Arm Pre-configured Unit, Guest Backs, Brushed Nickel Frame								
	FAE2M-PCFG24X3ASPAN	2958	3104	3248	3538	3829	4117	4408	4697 5276
	3 Seat - 24" Closed Polymer Arm Pre-configured Unit, Guest Backs, Silver Metallic Frame								
	FAE2M-PCFG24X3ACPAS	2785	2931	3076	3365	3655	3944	4234	4523 5105
	3 Seat - 24" Closed Polymer Arm Pre-configured Unit, Guest Backs, Brushed Nickel Frame								
	FAE2M-PCFG24X3ACPAN	2969	3114	3260	3550	3839	4129	4418	4709 5288

ORDERING NOTES:

Faeron Metal chairs can also be specified with a Wood Arm (WA) or a Solid Surface Arm (SA), replace "PA" in the model number with the **Arm Style** selection below and add the upcharge listed. See [page 98](#) for color selection.

Arm Style Option Upcharges

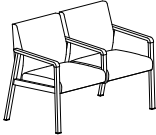
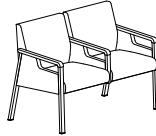
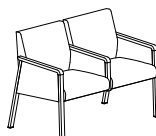
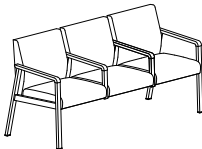
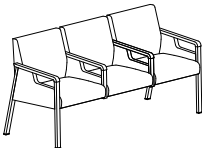
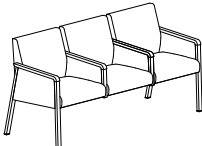
\$ List

Solid Surface Arm (pair) - Gr A White	546
Solid Surface Arm (pair) - Gr A Color	570
Solid Surface Arm (pair) - Gr B	615
Solid Surface Arm (pair) - Gr C	646
Beech/Palette Wood Arm (per pair)	205

PRODUCT CODE KEY

Line	Series	Chair Type	Back Type	Size	Unit Style	Arm Type	Arm Style	Metal Finish
FAE	2M	PCF	G	21X2	A	O	PA	S
Faeron	Chair	Pre-Configured Freespan Multiple Unit	Guest		Unit with no Center Arm	Open Arm	Polymer Arm	Silver Metallic
			P	21X3	B	S	WA	N
			Patient		Unit with Center Arm	Semi Closed Arm	Wood Arm	Brushed Nickel
				24X2		C	SA	
						Closed Arm	Solid Surface Arm	
				24X3				

FAERON METAL | MULTIPLE SEATING - FREESPAN UNITS WITH CENTER ARMS

DESCRIPTION/MODEL	COM		COL		FABRIC GRADES			LEATHER	
	1	2	3	4	5	6	7	8	9
	2 Seat - 21" Open Polymer Arm Pre-configured Freespan Unit, Guest Backs, Silver Metallic Frame FAE2M-PCFG21X2BOPAS 2053 2135 2218 2385 2549 2716 2881 3045 3377								
	2 Seat - 21" Open Polymer Arm Pre-configured Freespan Unit, Guest Backs, Brushed Nickel Frame FAE2M-PCFG21X2BOPAN 2329 2413 2494 2661 2827 2992 3157 3323 3654								
	2 Seat - 21" Semi Closed Polymer Arm Pre-configured Freespan Unit, Guest Backs, Silver Metallic Frame FAE2M-PCFG21X2BSPAS 2633 2746 2861 3088 3316 3543 3771 3998 4455								
	2 Seat - 21" Semi Closed Polymer Arm Pre-configured Freespan Unit, Guest Backs, Brushed Nickel Frame FAE2M-PCFG21X2BSPAN 2910 3022 3137 3365 3593 3820 4046 4274 4731								
	2 Seat - 21" Closed Polymer Arm Pre-configured Freespan Unit, Guest Backs, Silver Metallic Frame FAE2M-PCFG21X2BCPAS 2656 2769 2884 3111 3339 3565 3793 4020 4475								
	2 Seat - 21" Closed Polymer Arm Pre-configured Freespan Unit, Guest Backs, Brushed Nickel Frame FAE2M-PCFG21X2BCPAN 2932 3045 3159 3388 3616 3844 4069 4297 4754								
	3 Seat - 21" Open Polymer Arm Pre-configured Freespan Unit, Guest Backs, Silver Metallic Frame FAE2M-PCFG21X3BOPAS 2920 3043 3168 3416 3664 3913 4161 4411 4907								
	3 Seat - 21" Open Polymer Arm Pre-configured Freespan Unit, Guest Backs, Brushed Nickel Frame FAE2M-PCFG21X3BOPAN 3289 3413 3537 3786 4035 4282 4530 4779 5275								
	3 Seat - 21" Semi Closed Polymer Arm Pre-configured Freespan Unit, Guest Backs, Silver Metallic Frame FAE2M-PCFG21X3BSPAS 3708 3874 4040 4371 4702 5034 5364 5695 6357								
	3 Seat - 21" Semi Closed Polymer Arm Pre-configured Freespan Unit, Guest Backs, Brushed Nickel Frame FAE2M-PCFG21X3BSPAN 4079 4244 4410 4740 5070 5403 5734 6063 6726								
	3 Seat - 21" Closed Polymer Arm Pre-configured Freespan Unit, Guest Backs, Silver Metallic Frame FAE2M-PCFG21X3BCPAS 3743 3909 4074 4404 4736 5067 5397 5729 6391								
	3 Seat - 21" Closed Polymer Arm Pre-configured Freespan Unit, Guest Backs, Brushed Nickel Frame FAE2M-PCFG21X3BCPAN 4112 4277 4442 4773 5106 5436 5767 6098 6759								

ORDERING NOTES:

Faeron Metal chairs can also be specified with a Wood Arm (WA) or a Solid Surface Arm (SA), replace "PA" in the model number with the **Arm Style** selection below and add the upcharge listed. See [page 98](#) for color selection.

Arm Style Option Upcharges

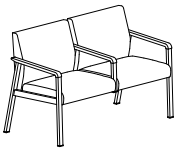
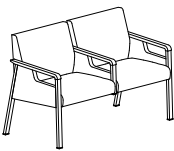
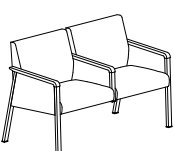
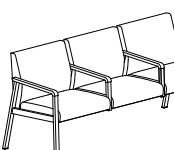
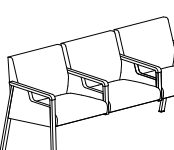
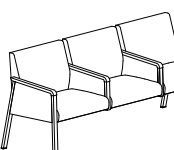
\$ List

Solid Surface Arm (pair) - Gr A White	546
Solid Surface Arm (pair) - Gr A Color	570
Solid Surface Arm (pair) - Gr B	615
Solid Surface Arm (pair) - Gr C	646
Beech/Palette Wood Arm (per pair)	205

PRODUCT CODE KEY

Line	Series	Chair Type	Back Type	Size	Unit Style	Arm Type	Arm Style	Metal Finish
FAE	2M	PCF	G	21X2	A	O	PA	S
Faeron	Chair	Pre-Configured Freespan Multiple Unit	Guest		Unit with no Center Arm	Open Arm	Polymer Arm	Silver Metallic
			P	21X3	B	S	WA	N
			Patient		Unit with Center Arm	Semi Closed Arm	Wood Arm	Brushed Nickel
				24X2		C	SA	
						Closed Arm	Solid Surface Arm	
				24X3				

FAERON METAL | MULTIPLE SEATING - FREESPAN UNITS WITH CENTER ARMS

DESCRIPTION/MODEL	COM	2	COL	4	FABRIC GRADES			LEATHER	
	1		3		5	6	7	8	9
	2 Seat - 24" Open Polymer Arm Pre-configured Freespan Unit, Guest Backs, Silver Metallic Frame								
	FAE2M-PCFG24X2BOPAS	2195	2278	2361	2528	2693	2857	3021	3187
	2 Seat - 24" Open Polymer Arm Pre-configured Freespan Unit, Guest Backs, Brushed Nickel Frame								
	FAE2M-PCFG24X2BOPAN	2471	2555	2638	2803	2968	3135	3299	3465
	2 Seat - 24" Semi Closed Polymer Arm Pre-configured Freespan Unit, Guest Backs, Silver Metallic Frame								
	FAE2M-PCFG24X2BSPAS	2774	2888	3003	3231	3459	3686	3913	4141
	2 Seat - 24" Semi Closed Polymer Arm Pre-configured Freespan Unit, Guest Backs, Brushed Nickel Frame								
	FAE2M-PCFG24X2BSPAN	3053	3165	3280	3508	3734	3962	4189	4417
	2 Seat - 24" Closed Polymer Arm Pre-configured Freespan Unit, Guest Backs, Silver Metallic Frame								
	FAE2M-PCFG24X2BCPAS	2797	2911	3024	3253	3481	3708	3935	4163
	2 Seat - 24" Closed Polymer Arm Pre-configured Freespan Unit, Guest Backs, Brushed Nickel Frame								
	FAE2M-PCFG24X2BCPAN	3074	3187	3303	3531	3757	3985	4212	4440
	3 Seat - 24" Open Polymer Arm Pre-configured Freespan Unit, Guest Backs, Silver Metallic Frame								
	FAE2M-PCFG24X3BOPAS	3122	3246	3370	3618	3866	4114	4363	4611
	3 Seat - 24" Open Polymer Arm Pre-configured Freespan Unit, Guest Backs, Brushed Nickel Frame								
	FAE2M-PCFG24X3BOPAN	3491	3615	3740	3987	4235	4485	4732	4981
	3 Seat - 24" Semi Closed Polymer Arm Pre-configured Freespan Unit, Guest Backs, Silver Metallic Frame								
	FAE2M-PCFG24X3BSPAS	3912	4078	4243	4573	4904	5236	5566	5897
	3 Seat - 24" Semi Closed Polymer Arm Pre-configured Freespan Unit, Guest Backs, Brushed Nickel Frame								
	FAE2M-PCFG24X3BSPAN	4281	4445	4611	4942	5273	5605	5936	6267
	3 Seat - 24" Closed Polymer Arm Pre-configured Freespan Unit, Guest Backs, Silver Metallic Frame								
	FAE2M-PCFG24X3BCPAS	3944	4111	4275	4608	4938	5269	5600	5932
	3 Seat - 24" Closed Polymer Arm Pre-configured Freespan Unit, Guest Backs, Brushed Nickel Frame								
	FAE2M-PCFG24X3BCPAN	4315	4481	4645	4975	5306	5638	5970	6300

ORDERING NOTES:

Faeron Metal chairs can also be specified with a Wood Arm (WA) or a Solid Surface Arm (SA), replace "PA" in the model number with the **Arm Style** selection below and add the upcharge listed. See [page 98](#) for color selection.

Arm Style Option Upcharges

\$ List

Solid Surface Arm (pair) - Gr A White	546
Solid Surface Arm (pair) - Gr A Color	570
Solid Surface Arm (pair) - Gr B	615
Solid Surface Arm (pair) - Gr C	646
Beech/Palette Wood Arm (per pair)	205

PRODUCT CODE KEY

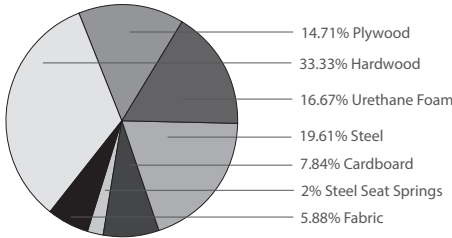
Line	Series	Chair Type	Back Type	Size	Unit Style	Arm Type	Arm Style	Metal Finish
FAE Faeron	2M Chair	PCF Pre-Configured Freespan Multiple Unit	G Guest P Patient	21X2 21X3 24X2 24X3	A Unit with no Center Arm B Unit with Center Arm	O Open Arm S Semi Closed Arm C Closed Arm	PA Polymer Arm WA Wood Arm SA Solid Surface Arm	S Silver Metallic N Brushed Nickel

FAERON WOOD | ENVIRONMENTAL SUMMARY

LEED CI CREDITS



MATERIAL CONTENT:



PRE-CONSUMER
RECYCLED CONTENT = 5.39%

POST-CONSUMER
RECYCLED CONTENT = 11.76%

Up to 27.45% of this Faeron product is recyclable at the end of its useful life.

CONTRIBUTES TO

CREDIT 2.1 - 2.2	Construction Waste Management	1-2 point(s)
CREDIT 3.3	Resource Reuse	1 point
CREDIT 4.1	Recycled Content	1 point
CREDIT 4.5	Low Emitting Materials, Systems & Seating	1 point
CREDIT 5.1	Regional Materials*	1 point
CREDIT 7	Certified Wood (MUST BE REQUESTED)	1 point(s)

*This credit is only applicable if in total 20% of the combined value of the procurement of construction materials and in the furniture are manufactured within a radius of 500 miles. This credit will apply if the installation of the finished product occurs within 500 miles of Kitchener, Ontario.

level® CERTIFICATION, AIR EMISSIONS AND FSC® CERTIFICATION



level® CERTIFICATION

BIFMA's e3 Furniture Sustainability Standard is a voluntary, multi-attribute standard that measures the degree of sustainability of furniture. This standard evaluates product and company environmental attributes and compliance systems in a wide range of elements which include Materials, Energy & Atmosphere, Human & Ecosystem Health and Social Responsibility. Faeron products have earned level®, BIFMA's sustainability certification program for furniture, certification through third-party verification against the e3 standard.

AIR-EMISSIONS

All Faeron products are supplied with air-emissions certified. Contact customer service for information.



FSC®

In 2005, Krug received Forest Stewardship Council® (FSC®) Chain-of-Custody certification for our manufacturing facilities. The FSC® Chain-of-Custody tracks certified wood from seedling to final sale. It verifies that the material for our FSC® certified products only come from well-managed, FSC®-certified forests and other controlled sources. FSC® is dedicated to the promotion of responsible forest management worldwide helping to take care of forests for future generations. Faeron and other Krug products can be specified with FSC® Certification. Contact customer service for further information, pricing and lead times.



Architects, designers, and building professionals can specify FSC®-certified products in order to achieve a point from the U.S. Green Building Council's Leadership in Energy and Environmental Design (LEED) Rating System.

FAERON WOOD | EASY ACCESS CHAIR

DIMENSIONS

	Overall Width	Overall Depth	Overall Height	Seat Height	Height of Arms from Floor	Footrest Height	Width Between Arms	Seat Depth	Shipping Weight	Cubes
21" Guest	25.0	29.75	40.0	25	30.5	6.75	21	19.5	51	21
24" Guest	28.0	29.75	40.0	25	30.5	6.75	24	19.5	55	26
21" Patient	25.0	29.75	50.5	25	30.5	6.75	21	19.5	56	26
24" Patient	28.0	29.75	50.5	25	30.5	6.75	24	19.5	61	30

COM YARDAGES

	COM Yardage Seat Only	COM Yardage Back Only	COM Yardage Seat & Back
21" & 24" Guest - One Chair	0.9	1.4	1.6
21" & 24" Patient - One Chair	0.9	2.0	2.0

ORDERING NOTES:

COMBINATION UPHOLSTERY OPTION

When combination upholstery is specified with fabric of the same grade or COM, an upcharge for dual fabrics is **\$32 list** per unit and **\$61 list** per unit for three fabrics will be applied. When graded in combination upholstery is selected, use the highest grade upholstery selected or to obtain a quote for blended grading contact Customer Service (please provide the fabrics specified and location of where each fabric is to be applied on the product).

Faeron Option Upcharges	\$ List	\$ List
CAL 133 & Moisture Barrier (per yard)	61	Solid Surface Arm Cap (per pair) - Gr A White 347
Ganging Bracket	56	Solid Surface Arm Cap (per pair) - Gr A Color 359
Kinetic Back (not available for 30" & 44")	115	Solid Surface Arm Cap (per pair) - Gr B 378
21" & 24" Under-seat Splashguard	56	Solid Surface Arm Cap (per pair) - Gr C 391
Removeable Seat Cover (per seat)	86	Solid Surface Arm (per pair) - Gr A White 546
Removeable Back Cover (per back)	56	Solid Surface Arm (per pair) - Gr A Color 570
Urethane Arm Cap (per pair)	132	Solid Surface Arm (per pair) - Gr B 615
		Solid Surface Arm (per pair) - Gr C 646

See **Pages 91 -92** for color selection.

Patient backs are available on Easy Access units, please change the model number FAE-HG to FAE2-HP, and add the following upcharges per back:

	Grade 1	Grade 2	Grade 3	Grade 4	Grade 5	Grade 6	Grade 7	Grade 8	Grade 9
21" Chairs	60	71	86	109	132	157	180	205	253
24" Chairs	65	78	90	114	138	162	186	210	259







WEIGHT CAPACITIES

Faeron weight capacities are as follows:
Easy Access Chairs (21" & 24") - 500 lbs

FEATURES:

For a complete list of features see **Page 9**.

FAERON WOOD | EASY ACCESS CHAIR

DESCRIPTION/MODEL	Species	COM		COL		FABRIC GRADES			LEATHER	
		1	2	3	4	5	6	7	8	9
 21" Guest, Open Arm FAE2-HG21ONC	Beech Palette	1452	1494	1538	1624	1711	1798	1886	1972	2146
 21" Guest, Semi Closed Arm FAE2-HG21SNC	Beech Palette	1840	1906	1968	2101	2231	2361	2491	2622	2883
 21" Guest, Closed Arm FAE2-HG21CNC	Beech Palette	1852	1917	1982	2113	2243	2373	2505	2634	2894
 24" Guest, Open Arm FAE2-HG24ONC	Beech Palette	1525	1567	1611	1697	1783	1873	1960	2045	2219
 24" Guest, Semi Closed Arm FAE2-HG24SNC	Beech Palette	1914	1980	2043	2174	2304	2434	2566	2696	2956
 24" Guest, Closed Arm FAE2-HG24CNC	Beech Palette	1924	1990	2056	2187	2317	2446	2579	2709	2967

ORDERING NOTES: Faeron chairs can be specified with Urethane Arm Caps (UC), Solid Surface Arm Caps (SC) or Solid Surface Arm (SA), replace “NC” in the model number with the **Arm Style** selection below and add the upcharge listed on **Page 52**. See **page 98** for color selection.

	DESCRIPTION/MODEL	Price
	Metal Footrest Cap FAE2-RHFRC	77

PRODUCT CODE KEY

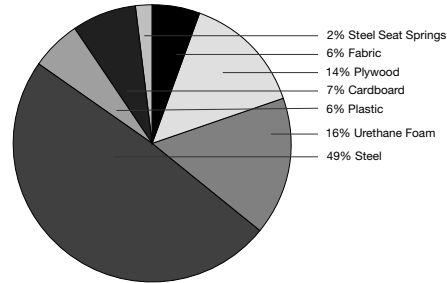
Line	Series	Chair Type	Size	Arm Type	Arm Cap
<div>FAE</div> Faeron	<div>2</div> Chair	<div>HG</div> Easy Access Guest Chair	<div>21</div>	<div>O</div> Open Arm	<div>NC</div> No Cap
		<div>HP</div> Easy Access Patient Chair	<div>24</div>	<div>S</div> Semi Closed Arm	<div>UC</div> Urethane Cap
				<div>C</div> Closed Arm	<div>SC</div> Solid Surface Cap
					<div>SA</div> Solid Surface Arm

FAERON METAL | ENVIRONMENTAL SUMMARY

LEED CI CREDITS



MATERIAL CONTENT:



PRE-CONSUMER
RECYCLED CONTENT = 12.74%

POST-CONSUMER
RECYCLED CONTENT = 17.81%

Up to 56.6% of this Faeron Metal product is recyclable at the end of its useful life.

CONTRIBUTES TO

CREDIT 2.1 - 2.2	Construction Waste Management	1-2 point(s)
CREDIT 3.3	Resource Reuse	1 point
CREDIT 4.1	Recycled Content	1 point
CREDIT 4.2	Recycled Content	1 point
CREDIT 4.5	Low Emitting Materials, Systems & Seating	1 point
CREDIT 5.1	Regional Materials*	1 point
CREDIT 7	Certified Wood (MUST BE REQUESTED)	1 point(s)

*This credit is only applicable if in total 20% of the combined value of the procurement of construction materials and in the furniture are manufactured within a radius of 500 miles. This credit will apply if the installation of the finished product occurs within 500 miles of Kitchener, Ontario.

level® CERTIFICATION, AIR EMISSIONS AND FSC® CERTIFICATION



level® CERTIFICATION

BIFMA's e3 Furniture Sustainability Standard is a voluntary, multi-attribute standard that measures the degree of sustainability of furniture. This standard evaluates product and company environmental attributes and compliance systems in a wide range of elements which include Materials, Energy & Atmosphere, Human & Ecosystem Health and Social Responsibility. Faeron products have earned level®, BIFMA's sustainability certification program for furniture, certification through third-party verification against the e3 standard.

AIR-EMISSIONS

All Faeron products are supplied with air-emissions certified. Contact customer service for information.



FSC®

In 2005, Krug received Forest Stewardship Council® (FSC®) Chain-of-Custody certification for our manufacturing facilities. The FSC® Chain-of-Custody tracks certified wood from seedling to final sale. It verifies that the material for our FSC® certified products only come from well-managed, FSC®-certified forests and other controlled sources. FSC® is dedicated to the promotion of responsible forest management worldwide helping to take care of forests for future generations. Faeron and other Krug products can be specified with FSC® Certification. Contact customer service for further information, pricing and lead times.



Architects, designers, and building professionals can specify FSC®-certified products in order to achieve a point from the US Green Building Council's Leadership in Energy and Environmental Design (LEED) Rating System.

FAERON METAL | EASY ACCESS CHAIR

DIMENSIONS

	Overall Width	Overall Depth	Overall Height	Seat Height	Height of Arms from Floor	Footrest Height	Width Between Arms	Seat Depth	Shipping Weight	Cubes
21" Guest	25.0	29.75	40.0	25.0	30.5	6.75	21	19.5	70	21
24" Guest	28.0	29.75	40.0	25.0	30.5	6.75	24	19.5	74	26
21" Patient	25.0	29.75	50.5	25.0	30.5	6.75	21	19.5	75	26
24" Patient	28.0	29.75	50.5	25.0	30.5	6.75	24	19.5	80	30

COM YARDAGES

	COM Yardage Seat Only	COM Yardage Back Only	COM Yardage Seat & Back	COM Yardage Closed Arm
21" & 24" Guest - One Chair	0.9	1.4	1.6	0.96
21" & 24" Patient - One Chair	0.9	2.0	2.0	0.96

ORDERING NOTES:

A drawing showing the configuration of the multiple seating and tables is required with each purchase order.

COMBINATION UPHOLSTERY OPTION

When combination upholstery is specified with fabric of the same grade or COM, an upcharge for dual fabrics is **\$32 list** per unit and **\$61 list** per unit for three fabrics will be applied. When graded in combination upholstery is selected, use the highest grade upholstery selected or to obtain a quote for blended grading contact Customer Service (please provide the fabrics specified and location of where each fabric is to be applied on the product).

Faeron Metal Option Upcharges	\$ List		\$ List
CAL 133 & Moisture Barrier (per yard)	61	Solid Surface Arm (per pair) - Gr A White	546
Ganging Bracket	56	Solid Surface Arm (per pair) - Gr A Color	570
Kinetic Back (not available for Plus)	115	Solid Surface Arm (per pair) - Gr B	615
21" & 24" Under-seat Splashguard	56	Solid Surface Arm (per pair) - Gr C	646
Removeable Seat Cover (per seat)	86	Beech/Palette Wood Arm (per pair)	205
Removable Back Cover (per back)	56	See page 98 for color selection.	
Non-Marring Glides	16		

Patient backs are available on Easy Access chairs, please change the model number FAE2M-HG to FAE2M-HP and add the following upcharges per back:

	Grade 1	Grade 2	Grade 3	Grade 4	Grade 5	Grade 6	Grade 7	Grade 8	Grade 9
21" Chairs	60	71	86	109	132	157	180	205	253
24" Chairs	65	78	90	114	138	162	186	210	259

WEIGHT CAPACITIES






Faeron Metal weight capacities are as follows:

Guest & Patient Chairs (21" & 24") - 500 lbs

FEATURES:

For a complete list of features see **Page 9**.

FAERON METAL | EASY ACCESS CHAIR

DESCRIPTION/MODEL		COM 1	2	COL 3	4	FABRIC GRADES 5	6	7	LEATHER 8	9
	21" Open Polymer Arm, Silver Metallic Frame FAE2M-HG21OPAS	1446	1488	1528	1610	1693	1775	1859	1940	2105
	21" Open Polymer Arm, Brushed Nickel Frame FAE2M-HG21OPAN	1916	1958	1997	2080	2161	2245	2327	2410	2573
	21" Semi Closed Polymer Arm, Silver Metallic Frame FAE2M-HG21SPAS	1817	1878	1940	2064	2188	2313	2436	2559	2807
	21" Semi Closed Polymer Arm, Brushed Nickel Frame FAE2M-HG21SPAN	2285	2346	2410	2533	2657	2781	2904	3029	3276
	21" Closed Polymer Arm, Silver Metallic Frame FAE2M-HG21CPAS	1829	1890	1951	2075	2199	2322	2446	2570	2818
	21" Closed Polymer Arm, Brushed Nickel Frame FAE2M-HG21CPAN	2297	2359	2420	2544	2669	2793	2915	3039	3288
	24" Open Polymer Arm, Silver Metallic Frame FAE2M-HG24OPAS	1472	1514	1557	1638	1720	1803	1886	1966	2133
	24" Open Polymer Arm, Brushed Nickel Frame FAE2M-HG24OPAN	1954	1993	2035	2117	2200	2282	2364	2446	2612
	24" Semi Closed Polymer Arm, Silver Metallic Frame FAE2M-HG24SPAS	1843	1906	1966	2090	2214	2339	2462	2586	2832
	24" Semi Closed Polymer Arm, Brushed Nickel Frame FAE2M-HG24SPAN	2322	2385	2446	2570	2695	2818	2942	3066	3313
	24" Closed Polymer Arm, Silver Metallic Frame FAE2M-HG24CPAS	1854	1917	1979	2103	2226	2348	2472	2597	2844
	24" Closed Polymer Arm, Brushed Nickel Frame FAE2M-HG24CPAN	2335	2396	2459	2583	2705	2829	2954	3078	3324

ORDERING NOTES:

Faeron Metal chairs can also be specified with a Wood Arm (WA) or a Solid Surface Arm (SA), replace "PA" in the model number with the **Arm Style** selection below and add the upcharge listed.
See [page 98](#) for color selection.

Arm Style Option Upcharges

\$ List

Solid Surface Arm (per pair) - Gr A White	546
Solid Surface Arm (per pair) - Gr A Color	570
Solid Surface Arm (per pair) - Gr B	615
Solid Surface Arm (per pair) - Gr C	646
Beech/Palette Wood Arm (per pair)	205

PRODUCT CODE KEY

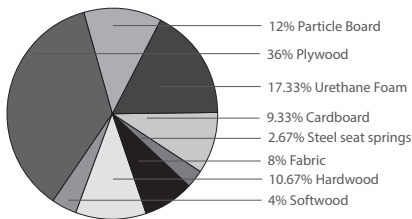
Line	Series	Chair Type	Size	Arm Type	Arm Style	Metal Finish
<div>FAE</div> Faeron	<div>2M</div> Chair	<div>HG</div> Easy Access Guest Chair	<div>21</div>	<div>O</div> Open Arm	<div>PA</div> Polymer Arm	<div>S</div> Silver Metallic
		<div>HP</div> Easy Access Patient Chair	<div>24</div>	<div>S</div> Semi Closed Arm	<div>WA</div> Wood Arm	<div>N</div> Brushed Nickel
				<div>C</div> Closed Arm	<div>SA</div> Solid Surface Arm	

FAERON WOOD LOUNGE | ENVIRONMENTAL SUMMARY

LEED CI CREDITS



MATERIAL CONTENT:



PRE-CONSUMER
RECYCLED CONTENT = 12.67%

POST-CONSUMER
RECYCLED CONTENT = 9.40%

Up to 18.93% of this Faeron product is recyclable at the end of its useful life.

CONTRIBUTES TO		
CREDIT 2.1 - 2.2	Construction Waste Management	1-2 point(s)
CREDIT 3.3	Resource Reuse	1 point
CREDIT 4.1	Recycled Content	1 point
CREDIT 4.5	Low Emitting Materials, Systems & Seating	1 point
CREDIT 5.1	Regional Materials*	1 point
CREDIT 7	Certified Wood (MUST BE REQUESTED)	1 point(s)

*This credit is only applicable if in total 20% of the combined value of the procurement of construction materials and in the furniture are manufactured within a radius of 500 miles. This credit will apply if the installation of the finished product occurs within 500 miles of Kitchener, Ontario.

level® CERTIFICATION, AIR EMISSIONS AND FSC® CERTIFICATION



level® CERTIFICATION

BIFMA's e3 Furniture Sustainability Standard is a voluntary, multi-attribute standard that measures the degree of sustainability of furniture. This standard evaluates product and company environmental attributes and compliance systems in a wide range of elements which include Materials, Energy & Atmosphere, Human & Ecosystem Health and Social Responsibility. Faeron products have earned level®, BIFMA's sustainability certification program for furniture, certification through third-party verification against the e3 standard.

AIR-EMISSIONS

All Faeron products are supplied with air-emissions certified. Contact customer service for information.



FSC®

In 2005, Krug received Forest Stewardship Council® (FSC®) Chain-of-Custody certification for our manufacturing facilities. The FSC® Chain-of-Custody tracks certified wood from seedling to final sale. It verifies that the material for our FSC® certified products only come from well-managed, FSC®-certified forests and other controlled sources. FSC® is dedicated to the promotion of responsible forest management worldwide helping to take care of forests for future generations. Faeron and other Krug products can be specified with FSC® Certification. Contact customer service for further information, pricing and lead times.



Architects, designers, and building professionals can specify FSC®-certified products in order to achieve a point from the U.S. Green Building Council's Leadership in Energy and Environmental Design (LEED) Rating System.

FAERON WOOD LOUNGE | DIMENSIONS & COM

DIMENSIONS & COM REQUIREMENTS

	Overall Width	Overall Depth	Overall Height	Seat Height	Height of Arms from Floor	Width Between Arms	Seat Depth	Shipping Weight	Cube	COM Yardage Entire Unit	COM Yardage Seat Only	COM Yardage Back Only	COM Yardage Arm Only
One-Seat - wood arm													
lounge	27	28.5	31.5	17.8	24	23	21	55	20	4.2	1.3	1.7	1.2
high back	27	28.5	41.5	17.8	24	23	21	59	24	4.8	1.3	2.3	1.2
One-Seat - armless													
lounge	23	28.5	31.5	17.8	-	-	21	52	20	3	1.3	1.7	-
high back	23	28.5	41.5	17.8	-	-	21	55	24	3.6	1.3	2.3	-
One-Seat - upholstered arm													
lounge	28	28.5	31.5	17.8	24	23	21	75	20	5.9	1.3	1.7	2.9
high back	28	28.5	41.5	17.8	24	23	21	79	24	6.5	1.3	2.3	2.9
wingback	32	28.5	42.5	17.8	24	23	21	84	27	7.5	1.3	3.3	2.9
One-Seat wide - wood arm													
lounge	34	28.5	31.5	17.8	24	30	21	64	23	4.4	1.5	1.7	1.2
high back	34	28.5	41.5	17.8	24	30	21	68	27	5	1.5	2.3	1.2
One-Seat wide - armless													
lounge	30	28.5	31.5	17.8	-	-	21	61	23	3.2	1.5	1.7	-
high back	30	28.5	41.5	17.8	-	-	21	65	27	3.8	1.5	2.3	-
One-Seat wide - upholstered arm													
lounge	35	28.5	31.5	17.8	24	30	21	84	23	6.1	1.5	1.7	2.9
high back	35	28.5	41.5	17.8	24	30	21	88	27	6.7	1.5	2.3	2.9
wingback	39	28.5	42.5	17.8	24	30	21	93	30	7.5	1.3	3.3	2.9
Two-seat - wood arm													
lounge	50	28.5	31.5	17.8	24	46	21	88	36	5.5	1.7	2.6	1.2
high back	50	28.5	41.5	17.8	24	46	21	95	43	6.4	1.7	3.5	1.2
Two-seat - armless													
lounge	46	28.5	31.5	17.8	-	-	21	87	36	4.3	1.7	2.6	-
high back	46	28.5	41.5	17.8	-	-	21	94	43	5.2	1.7	3.5	-
Two-seat - upholstered arm													
lounge	51	28.5	31.5	17.8	24	46	21	108	36	7.2	1.7	2.6	2.9
high back	51	28.5	41.5	17.8	24	46	21	115	43	8.1	1.7	3.5	2.9
wingback	55	28.5	42.5	17.8	24	46	21	120	46	9.1	1.7	4.5	2.9
Three-seat - wood arm													
lounge	73	28.5	31.5	17.8	24	69	21	120	52	7.1	2.5	3.4	1.2
high back	73	28.5	41.5	17.8	24	69	21	130	61	8.4	2.5	4.7	1.2
Three-seat - armless													
lounge	69	28.5	31.5	17.8	-	-	21	122	52	5.9	2.5	3.4	-
high back	69	28.5	41.5	17.8	-	-	21	132	61	7.2	2.5	4.7	-
Three-seat - upholstered arm													
lounge	74	28.5	31.5	17.8	24	69	21	140	52	8.8	2.5	3.4	2.9
high back	74	28.5	41.5	17.8	24	69	21	150	61	10.1	2.5	4.7	2.9
wingback	78	28.5	42.5	17.8	24	69	21	155	64	10.3	1.7	5.7	2.9

ORDERING NOTES:

CONTRASTING BACKS, SEATS & CLOSED ARMS

COMBINATION UPHOLSTERY OPTION

When combination upholstery is specified with fabric of the same grade or COM, an upcharge for dual fabrics is **\$32 list** per unit and **\$61 list** per unit for three fabrics will be applied. When graded in combination upholstery is selected, use the highest grade upholstery selected or to obtain a quote for blended grading contact Customer Service (please provide the fabrics specified and location of where each fabric is to be applied on the product).

WEIGHT CAPACITIES

Faeron weight capacities are as follows:

- One -Seat - 500 lbs
- One -Seat - Plus - 750 lbs
- One-Seat Wide - 500 lbs
- One-Seat Wide Plus - 750 lbs
- Two- Seat - 625 lbs
- Two- Seat Plus- 975 lbs
- Three - Seat - 850 lbs
- Three - Seat Plus- 1200 lbs

Faeron Option Upcharges	\$ List		\$ List
CAL 133 & Moisture Barrier (per yard)	61	Solid Surface Arm Cap (per pair) - Gr A White	366
One-Seat Removable Back Covers	145	Solid Surface Arm Cap (per pair) - Gr A Color	379
One-Seat Wide Removable Back Covers	218	Solid Surface Arm Cap (per pair) - Gr B	402
Two-Seat Removable Back Covers	288	Solid Surface Arm Cap (per pair) - Gr C	415
Three-Seat Removable Back Covers	432	Solid Surface Arm (per pair) - Gr A White	645
One-Seat Removable Seat Covers	145	Solid Surface Arm (per pair) - Gr A Color	675
One-Seat Wide Removable Seat Covers	218	Solid Surface Arm (per pair) - Gr B	732
Two-Seat Removable Seat Covers	288	Solid Surface Arm (per pair) - Gr C	772
Three-Seat Removable Seat Covers	432	Urethane Arm Cap (per pair)	145
		Upholstered Lounge Wood Arm Cap (per pair)	184

See **page 98** for color selection.

FAERON WOOD | LOUNGE FEATURES & OPTIONS



WOOD ARM

Faeron Wood Arm Lounge chairs are available with optional Arm Caps in Urethane and Solid Surface. As well as a Solid Surface Arm.



OPTIONS

URETHANE ARM CAP

The optional Urethane Arm Cap is available on Wood Arm Lounge and Upholstered Arm Lounge and provides enhanced durability and protection for the arms. This is field replaceable if this becomes damaged or degraded and is available in three colors; Black, Grey and Taupe.

WOOD ARM CAP

The optional Solid Beech Arm Cap is available on Upholstered Arm and Wingback Lounge. This is field replaceable if this becomes damaged or degraded.



SOLID SURFACE ARM CAP

The optional Solid Surface Arm Cap is available on Wood Arm Lounge and Upholstered Arm Lounge and provides enhanced durability, protection and cleanability for the arms. This is field replaceable if this becomes damaged or degraded and is available in 8 standard colors.



SOLID SURFACE ARM

The optional Solid Surface Arm is available on Wood Arm Lounge and provides a fully seamless armrest for enhanced durability, protection and cleanability. It is available in 8 standard colors and replaceable as a full side frame if it becomes damaged or degraded.



ARMLESS

Faeron Armless Lounge seating can be specified with a full wood base providing an enhanced base profile.



UPHOLSTERED ARM

Faeron Upholstered arm lounge chairs are available with optional arm caps in Wood, Solid Surface and Urethane (Wingback lounge is not available with Urethane cap).



ARM PANEL

Arm Panels are available on Faeron Wood Arm Lounge seating in semi and fully closed styles for optimum design flexibility.




BEECH WOOD LEGS

Faeron Lounge legs and bases are solid Beech available in 22 finish selections and feature non-marring glides.



METAL LEGS

Faeron Upholstered Arm models are also available with Metal Legs; Silver Metallic or Brushed Nickel finish.



LOUNGE WALL SAVER

Faeron Lounge models include a wall saver feature in which the angle of the back and the rear legs are designed to keep the back away from the wall, to prevent wear and damage to both the chair and the wall. Not included for Faeron High Back Lounge or Faeron Wingback Lounge due to back height.



CLEAN OUT

All Faeron Lounge seating has a built-in clean out feature: a space at the back of the seat that allows dirt, debris and liquid to fall to the floor for easy clean up and maintenance - designed so that it does not detract from the comfort or appearance of the product.



COMBINATION UPHOLSTERY OPTION

When combination upholstery is specified with fabric of the same grade or COM, an upcharge for dual fabrics is **\$32 list** per unit and **\$61 list** per unit for three fabrics will be applied. When graded in combination upholstery is selected, use the highest grade upholstery selected or to obtain a quote for blended grading contact Customer Service (please provide the fabrics specified and location of where each fabric is to be applied on the product).



MOISTURE BARRIER & CAL 133






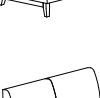
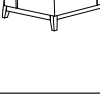


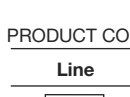



California Technical Bulletin 133 is a flammability test for seating. Krug offers a compliance method, in combination with non-flammable upholstery covers, that may enable products to meet certification requirements for this test. This process at the same time also provides the products with a Moisture Barrier - a treatment that helps to prevent the passage of liquids and moisture to inside of the upholstered components - thereby conferring sanitary and anti-infection benefits. So when CAL133 is specified, the product also automatically has a Moisture Barrier, and when a Moisture Barrier is specified, the product also features the compliance method and low flammability features of CAL 133. The application of this up-charge and the compliance method does not mean that the specific configuration of product and upholstery cover are tested and officially certified as being CAL133 compliant. If the official certification is required, Krug will provide this (through an independent certified testing laboratory) at a charge of \$874 per item, plus the cost of the product to be tested. Lead time for certification testing is typically 4-8 weeks.

REMOVABLE AND REPLACEABLE COVERS

Faeron Lounge Chairs are available with a Removable Seat & Back Covers. See [page 58](#) for upcharges.

Faeron Lounge Images | www.krug.ca

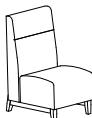
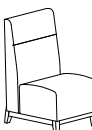
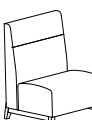




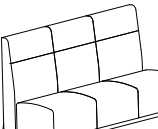
FAERON WOOD | ARMLESS LOUNGE

DESCRIPTION/MODEL	Species	COM		COL		FABRIC GRADES			LEATHER	
		1	2	3	4	5	6	7	8	9
	One-Seat, Armless Lounge, Standard Base									
	FAE3-AL1S Beech	1733	1800	1869	2005	2140	2275	2412	2546	2819
	One-Seat Plus, Armless Lounge, Standard Base									
	FAE3-ALB1S Beech	1797	1866	1934	2069	2205	2342	2478	2613	2885
	One-Seat, Armless Lounge, Full Wood Base									
	FAE3-AL1F Beech	1888	1958	2023	2160	2296	2432	2567	2703	2974
	One-Seat Plus, Armless Lounge, Full Wood Base									
	FAE3-ALB1F Beech	1954	2020	2089	2223	2361	2496	2633	2768	3039
	One-Seat Wide, Armless Lounge, Standard Base									
	FAE3-AL1+S Beech	1959	2052	2143	2328	2513	2697	2883	3067	3436
	One-Seat Wide Plus, Armless Lounge, Standard Base									
	FAE3-ALB1+S Beech	2030	2121	2214	2398	2584	2768	2952	3137	3507
	One-Seat Wide, Armless Lounge, Full Wood Base									
	FAE3-AL1+F Beech	2159	2250	2343	2529	2713	2896	3082	3267	3636
	One-Seat Wide Plus, Armless Lounge, Full Wood Base									
	FAE3-ALB1+F Beech	2229	2320	2413	2597	2782	2967	3151	3337	3706
	Two-Seat, Armless Lounge, Standard Base									
	FAE3-AL2S Beech	2457	2557	2659	2863	3066	3269	3474	3679	4085
	Two-Seat Plus, Armless Lounge, Standard Base									
	FAE3-ALB2S Beech	2555	2657	2759	2963	3165	3369	3574	3775	4185
	Two-Seat, Armless Lounge, Full Wood Base									
	FAE3-AL2F Beech	2737	2839	2940	3142	3347	3551	3754	3959	4366
	Two-Seat Plus, Armless Lounge, Full Wood Base									
	FAE3-ALB2F Beech	2836	2937	3038	3243	3447	3649	3853	4058	4466
	Three-Seat, Armless Lounge, Standard Base									
	FAE3-AL3S Beech	3253	3417	3580	3907	4232	4558	4884	5210	5862
	Three-Seat Plus, Armless Lounge, Standard Base									
	FAE3-ALB3S Beech	3420	3583	3746	4074	4398	4723	5050	5376	6029
	Three-Seat, Armless Lounge, Full Wood Base									
	FAE3-AL3F Beech	3623	3788	3949	4274	4603	4927	5254	5579	6231
	Three-Seat Plus, Armless Lounge, Full Wood Base									
	FAE3-ALB3F Beech	3791	3955	4116	4442	4768	5093	5420	5745	6397

PRODUCT CODE KEY

Line	Series	Chair Type	Size		Base
FAE	3-A	L	1	B1	S
Faeron	Lounge Seating	Lounge	One-Seat	One-Seat Plus	Standard Base
		H	1+	B1+	F
		High Back Lounge	One-Seat Wide	One-Seat Wide Plus	Full Wood Base
			2	B2	
			Two-Seat	Two-Seat Plus	
			3	B3	
			Three-Seat	Three-Seat Plus	


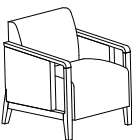
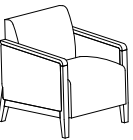
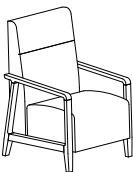
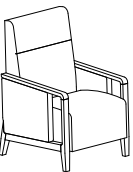
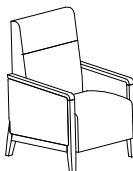
FAERON WOOD | ARMLESS HIGH BACK LOUNGE

DESCRIPTION/MODEL	Species	COM	COL				FABRIC GRADES			LEATHER	
		1	2	3	4	5	6	7	8	9	
	One-Seat, Armless High back Lounge, Standard Base FAE3-AH1S	Beech	1947	2031	2113	2278	2445	2611	2778	2943	3274
	One-Seat Plus, Armless High back Lounge, Standard Base FAE3-AHB1S	Beech	2012	2093	2178	2344	2510	2675	2842	3009	3341
	One-Seat, Armless High back Lounge, Full Wood Base FAE3-AH1F	Beech	2104	2186	2270	2434	2599	2767	2932	3098	3432
	One-Seat Plus, Armless High back Lounge, Full Wood Base FAE3-AHB1F	Beech	2169	2250	2333	2499	2665	2830	2997	3163	3495
	One-Seat Wide, Armless High back Lounge, Standard Base FAE3-AH1+S	Beech	2188	2296	2403	2617	2831	3048	3264	3478	3908
	One-Seat Wide Plus, Armless High back Lounge, Standard Base FAE3-AHB1+S	Beech	2258	2365	2472	2688	2903	3116	3332	3547	3978
	One-Seat Wide, Armless High back Lounge, Full Wood Base FAE3-AH1+F	Beech	2387	2494	2604	2818	3033	3247	3462	3676	4107
	One-Seat Wide Plus, Armless High back Lounge, Full Wood Base FAE3-AHB1+F	Beech	2459	2566	2672	2887	3104	3318	3533	3747	4177
	Two-Seat, Armless High back Lounge, Standard Base FAE3-AH2S	Beech	2614	2733	2849	3083	3318	3551	3785	4017	4486
	Two-Seat Plus, Armless High back Lounge, Standard Base FAE3-AHB2S	Beech	2714	2830	2948	3182	3417	3649	3885	4117	4585
	Two-Seat, Armless High back Lounge, Full Wood Base FAE3-AH2F	Beech	2895	3013	3131	3365	3597	3831	4064	4298	4768
	Two-Seat Plus, Armless High back Lounge, Full Wood Base FAE3-AHB2F	Beech	2995	3112	3228	3462	3697	3932	4164	4398	4866
	Three-Seat, Armless High back Lounge, Standard Base FAE3-AH3S	Beech	3475	3668	3862	4248	4635	5021	5407	5793	6566
	Three-Seat Plus, Armless High back Lounge, Standard Base FAE3-AHB3S	Beech	3641	3836	4029	4415	4800	5188	5574	5959	6733
	Three-Seat, Armless High back Lounge, Full Wood Base FAE3-AH3F	Beech	3846	4038	4232	4616	5005	5391	5776	6162	6937
	Three-Seat Plus, Armless High back Lounge, Full Wood Base FAE3-AHB3F	Beech	4012	4206	4398	4784	5170	5557	5944	6330	7102

PRODUCT CODE KEY

Line	Series	Chair Type	Size		Base
FAE	3-A	L	1	B1	S
Faeron	Armless Lounge Seating	Lounge	One-Seat	One-Seat Plus	Standard Base
		H	1+	B1+	F
		High Back Lounge	One-Seat Wide	One-Seat Wide Plus	Full Wood Base
			2	B2	
			Two-Seat	Two-Seat Plus	
			3	B3	
			Three-Seat	Three-Seat Plus	

FAERON WOOD | LOUNGE & HIGH BACK LOUNGE

DESCRIPTION/MODEL	Species	COM 1	2	COL 3	4	FABRIC GRADES 5 6		7	LEATHER 8	9
	One-Seat, Wood Arm Lounge, Open Arm FAE3-WL1ONC Beech	1831	1897	1965	2104	2237	2373	2510	2644	2916
	One-Seat Plus, Wood Arm Lounge, Open Arm FAE3-WL1BONC Beech	1895	1963	2032	2166	2302	2439	2573	2711	2983
	One-Seat Wood Arm Lounge, Semi Closed Arm FAE3-WL1SNC Beech	2336	2436	2537	2738	2938	3139	3341	3540	3944
	One-Seat Plus Wood Arm Lounge, Semi Closed Arm FAE3-WL1BSNC Beech	2400	2503	2602	2803	3006	3206	3407	3607	4008
	One-Seat Wood Arm Lounge, Closed Arm FAE3-WL1CNC Beech	2355	2457	2556	2757	2958	3159	3361	3561	3962
	One-Seat Plus Wood Arm Lounge, Closed Arm FAE3-WL1BCNC Beech	2420	2518	2620	2822	3022	3223	3424	3625	4029
	One-Seat Wood Arm High Back Lounge, Open Arm FAE3-WH1ONC Beech	2044	2128	2211	2377	2542	2709	2873	3039	3371
	One-Seat Plus Wood Arm High Back Lounge, Open Arm FAE3-WH1BONC Beech	2109	2192	2275	2441	2609	2773	2938	3106	3437
	One-Seat Wood Arm High Back Lounge, Semi Closed Arm FAE3-WH1SNC Beech	2551	2665	2781	3012	3243	3474	3706	3937	4399
	One-Seat Plus Wood Arm High Back Lounge, Semi Closed Arm FAE3-WH1BSNC Beech	2614	2731	2846	3079	3308	3539	3771	4003	4463
	One-Seat Wood Arm High Back Lounge, Closed Arm FAE3-WH1CNC Beech	2568	2684	2800	3033	3264	3494	3724	3957	4418
	One-Seat Plus Wood Arm High Back Lounge, Closed Arm FAE3-WH1BCNC Beech	2634	2749	2866	3095	3327	3559	3790	4020	4484

ORDERING NOTES: Faeron chairs can be specified with Urethane Arm Caps (UC), Solid Surface Arm Caps (SC) or Solid Surface Arm (SA), replace "NC" in the model number with the **Arm Style** selection below and add the upcharge listed on [Page 58](#). See [page 98](#) for color selection.

PRODUCT CODE KEY

Line	Series	Chair Type	Size		Arm Style	Arm Cap
FAE Faeron	3-W Wood Arm Lounge Seating	L Lounge	1 One-Seat	B1 One-Seat Plus	O Open Arm	NC No Cap
		H High Back Lounge	1+ One-Seat Wide	B1+ One-Seat Wide Plus	S Semi Closed Arm	UC Urethane Cap
			2 Two-Seat	B2 Two-Seat Plus	C Closed Arm	SC Solid Surface Cap
			3 Three-Seat	B3 Three-Seat Plus		SA Solid Surface Arm

FAERON WOOD | LOUNGE & HIGH BACK LOUNGE

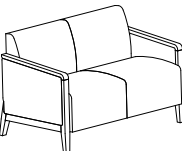
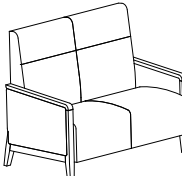
DESCRIPTION/MODEL		Species	COM 1	2	COL 3	4	FABRIC GRADES 5		6	7	LEATHER 8	9
	One-Seat Wide Wood Arm Lounge, Open Wood Arm FAE3-WL1+ONC	Beech	2010	2104	2194	2379	2564	2747	2934	3118	3488	
	One-Seat Wide Plus Wood Arm Lounge, Open Arm FAE3-WLB1+ONC	Beech	2081	2172	2265	2448	2634	2819	3006	3187	3559	
	One-Seat Wide Wood Arm Lounge, Semi Closed Arm FAE3-WL1+SNC	Beech	2515	2640	2766	3015	3266	3515	3766	4015	4515	
	One-Seat Wide Plus Wood Arm Lounge, Semi Closed Arm FAE3-WLB1+SNC	Beech	2586	2712	2837	3085	3335	3586	3836	4085	4585	
	One-Seat Wide Wood Arm Lounge, Closed Arm FAE3-WL1+CNC	Beech	2534	2660	2785	3035	3284	3535	3785	4034	4533	
	One-Seat Wide Plus Wood Arm Lounge, Closed Arm FAE3-WLB1+CNC	Beech	2606	2730	2854	3106	3354	3605	3855	4105	4605	
	One-Seat Wide Wood Arm High Back Lounge, Open Arm FAE3-WH1+ONC	Beech	2240	2346	2455	2670	2884	3098	3314	3530	3959	
	One-Seat Wide Plus Wood Arm High Back Lounge, Open Arm FAE3-WHB1+ONC	Beech	2308	2418	2524	2740	2955	3169	3384	3600	4029	
	One-Seat Wide, Wood Arm High Back Lounge, Semi Closed Arm FAE3-WH1+SNC	Beech	2745	2885	3026	3305	3586	3866	4145	4425	4985	
	One-Seat Wide Plus Wood Arm High Back Lounge, Semi Closed Arm FAE3-WHB1+SNC	Beech	2816	2956	3094	3375	3657	3935	4216	4496	5056	
	One-Seat Wide Wood Arm High Back Lounge, Closed Arm FAE3-WH1+CNC	Beech	2765	2904	3042	3324	3605	3885	4164	4444	5006	
	One-Seat Wide Plus Wood Arm High Back Lounge, Closed Arm FAE3-WHB1+CNC	Beech	2836	2973	3114	3394	3675	3956	4234	4513	5075	

ORDERING NOTES: Faeron chairs can be specified with Urethane Arm Caps (UC), Solid Surface Arm Caps (SC) or Solid Surface Arm (SA), replace “NC” in the model number with the **Arm Style** selection below and add the upcharge listed on [Page 58](#). See [page 98](#) for color selection.

PRODUCT CODE KEY

Line	Series	Chair Type	Size		Arm Style	Arm Cap
<div>FAE</div> Faeron	<div>3-W</div> Wood Arm Lounge Seating	<div>L</div> Lounge	<div>1</div> One-Seat	<div>B1</div> One-Seat Plus	<div>O</div> Open Arm	<div>NC</div> No Cap
		<div>H</div> High Back Lounge	<div>1+</div> One-Seat Wide	<div>B1+</div> One-Seat Wide Plus	<div>S</div> Semi Closed Arm	<div>UC</div> Urethane Cap
			<div>2</div> Two-Seat	<div>B2</div> Two-Seat Plus	<div>C</div> Closed Arm	<div>SC</div> Solid Surface Cap
			<div>3</div> Three-Seat	<div>B3</div> Three-Seat Plus		<div>SA</div> Solid Surface Arm

FAERON WOOD | LOUNGE & HIGH BACK LOUNGE

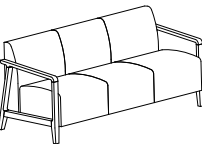
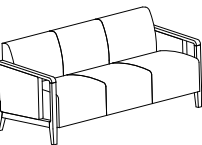
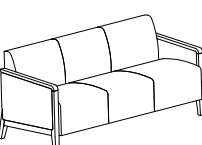
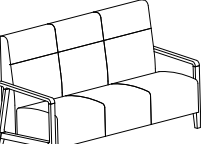
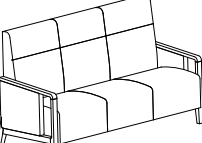

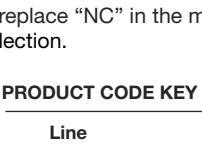



DESCRIPTION/MODEL		Species	COM 1	2	COL 3	4	FABRIC GRADES 5		6	7	LEATHER 8	9
	Two-Seat Wood Arm Lounge, Open Arm											
	FAE3-WL2ONC Beech	2533	2634	2737	2940	3142	3347	3551	3754	4162		
	Two-Seat Plus Wood Arm Lounge, Open Arm											
	FAE3-WLB2ONC Beech	2610	2711	2814	3015	3220	3423	3628	3831	4238		
	Two-Seat Wood Arm Lounge, Semi Closed Arm											
	FAE3-WL2SNC Beech	3038	3172	3307	3578	3845	4113	4383	4653	5189		
	Two-Seat Plus Wood Arm Lounge, Semi Closed Arm											
	FAE3-WLB2SNC Beech	3114	3248	3384	3652	3920	4189	4459	4729	5265		
	Two-Seat Wood Arm Lounge, Closed Arm											
	FAE3-WL2CNC Beech	3057	3193	3325	3594	3865	4133	4400	4670	5209		
	Two-Seat Plus Wood Arm Lounge, Closed Arm											
	FAE3-WLB2CNC Beech	3134	3268	3403	3671	3941	4210	4479	4746	5284		
	Two-Seat Wood Arm High Back Lounge, Open arm											
	FAE3-WH2ONC Beech	2693	2808	2927	3161	3394	3629	3862	4093	4564		
	Two-Seat Plus Wood Arm High back Lounge, Open arm											
	FAE3-WHB2ONC Beech	2768	2885	3003	3237	3470	3705	3937	4171	4639		
	Two-Seat Wood Arm High Back Lounge, Semi Closed Arm											
	FAE3-WH2SNC Beech	3198	3347	3496	3795	4093	4395	4694	4992	5590		
	Two-Seat Plus Wood Arm High Back Lounge, Semi Closed Arm											
	FAE3-WHB2SNC Beech	3274	3423	3574	3872	4171	4470	4770	5067	5665		
	Two-Seat Wood Arm High Back Lounge, Closed Arm											
	FAE3-WH2CNC Beech	3218	3367	3516	3816	4113	4414	4712	5011	5610		
	Two-Seat Plus Wood Arm High Back Lounge, Closed Arm											
	FAE3-WHB2CNC Beech	3293	3442	3592	3892	4189	4488	4789	5087	5686		

ORDERING NOTES: Faeron chairs can be specified with Urethane Arm Caps (UC), Solid Surface Arm Caps (SC) or Solid Surface Arm (SA), replace "NC" in the model number with the **Arm Style** selection below and add the upcharge listed on [Page 58](#). See [page 98](#) for color selection.

PRODUCT CODE KEY

Line	Series	Chair Type	Size		Arm Style	Arm Cap
FAE Faeron	3-W Wood Arm Lounge Seating	L Lounge	1 One-Seat	B1 One-Seat Plus	O Open Arm	NC No Cap
		H High Back Lounge	1+ One-Seat Wide	B1+ One-Seat Wide Plus	S Semi Closed Arm	UC Urethane Cap
			2 Two-Seat	B2 Two-Seat Plus	C Closed Arm	SC Solid Surface Cap
			3 Three-Seat	B3 Three-Seat Plus		SA Solid Surface Arm

FAERON WOOD | LOUNGE & HIGH BACK LOUNGE

DESCRIPTION/MODEL	Species	COM		COL	FABRIC GRADES			LEATHER		
		1	2		4	5	6	7	8	9
	Three-Seat Wood Arm Lounge, Open Arm									
	FAE3-WL3ONC Beech	3255	3418	3581	3908	4233	4559	4884	5211	5863
	Three-Seat Plus Wood Arm Lounge, Open Arm									
	FAE3-WLB3ONC Beech	3388	3551	3714	4040	4366	4690	5019	5344	5994
	Three-Seat Wood Arm Lounge, Semi Closed Arm									
	FAE3-WL3SNC Beech	3761	3957	4153	4542	4935	5324	5717	6107	6891
	Three-Seat Plus Wood Arm Lounge, Semi Closed Arm									
	FAE3-WLB3SNC Beech	3894	4088	4285	4675	5066	5458	5848	6241	7022
	Three-Seat Wood Arm Lounge, Closed Arm									
	FAE3-WL3CNC Beech	3780	3975	4171	4562	4954	5345	5735	6126	6910
	Three-Seat Plus Wood Arm Lounge, Closed Arm									
	FAE3-WLB3CNC Beech	3913	4108	4303	4695	5086	5478	5869	6260	7041
	Three-Seat Wood Arm High Back Lounge, Open Arm									
	FAE3-WH3ONC Beech	3478	3669	3864	4248	4636	5022	5408	5793	6567
	Three-Seat Plus Wood Arm High Back Lounge, Open Arm									
	FAE3-WHB3ONC Beech	3609	3803	3995	4383	4769	5155	5539	5928	6700
	Three-Seat Wood Arm High Back Lounge, Semi Closed Arm									
	FAE3-WH3SNC Beech	3983	4208	4434	4886	5338	5789	6241	6691	7593
	Three-Seat Plus Wood Arm High Back Lounge, Semi Closed Arm									
	FAE3-WHB3SNC Beech	4114	4341	4566	5019	5469	5920	6372	6823	7729
	Three-Seat Wood Arm High Back Lounge, Closed Arm									
	FAE3-WH3CNC Beech	4003	4228	4455	4904	5355	5807	6259	6710	7613
	Three-Seat Plus Wood Arm High Back Lounge, Closed Arm									
	FAE3-WHB3CNC Beech	4134	4361	4586	5037	5490	5940	6391	6842	7745

ORDERING NOTES: Faeron chairs can be specified with Urethane Arm Caps (UC), Solid Surface Arm Caps (SC) or Solid Surface Arm (SA), replace “NC” in the model number with the **Arm Style** selection below and add the upcharge listed on **Page 58**. See **page 98** for color selection.

PRODUCT CODE KEY

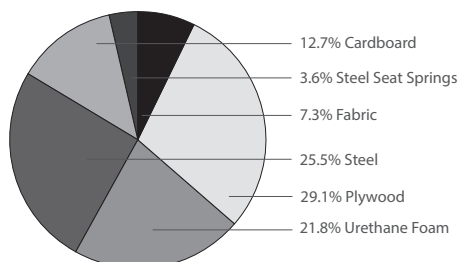
Line	Series	Chair Type	Size		Arm Style	Arm Cap
FAE	3-W	L	1	B1	O	NC
Faeron	Wood Arm Lounge Seating	Lounge	One-Seat	One-Seat Plus	Open Arm	No Cap
		H	1+	B1+	S	UC
		High Back Lounge	One-Seat Wide	One-Seat Wide Plus	Semi Closed Arm	Urethane Cap
			2	B2	C	SC
			Two-Seat	Two-Seat Plus	Closed Arm	Solid Surface Cap
			3	B3		SA
			Three-Seat	Three-Seat Plus		Solid Surface Arm

FAERON METAL LOUNGE | ENVIRONMENTAL SUMMARY

LEED CI CREDITS



MATERIAL CONTENT:



PRE-CONSUMER
RECYCLED CONTENT = 7.27%

POST-CONSUMER
RECYCLED CONTENT = 17.97%

Up to 38.18% of this Faeron product is recyclable at the end of its useful life.

CONTRIBUTES TO

CREDIT 2.1 - 2.2	Construction Waste Management	1-2 point(s)
CREDIT 3.3	Resource Reuse	1 point
CREDIT 4.1	Recycled Content	1 point
CREDIT 4.2	Recycled Content	1 point
CREDIT 4.5	Low Emitting Materials, Systems & Seating	1 point
CREDIT 5.1	Regional Materials*	1 point
CREDIT 7	Certified Wood (MUST BE REQUESTED)	1 point(s)

*This credit is only applicable if in total 20% of the combined value of the procurement of construction materials and in the furniture are manufactured within a radius of 500 miles. This credit will apply if the installation of the finished product occurs within 500 miles of Kitchener, Ontario.

level® CERTIFICATION, AIR EMISSIONS AND FSC® CERTIFICATION



level® CERTIFICATION

BIFMA's e3 Furniture Sustainability Standard is a voluntary, multi-attribute standard that measures the degree of sustainability of furniture. This standard evaluates product and company environmental attributes and compliance systems in a wide range of elements which include Materials, Energy & Atmosphere, Human & Ecosystem Health and Social Responsibility. Faeron products have earned level®, BIFMA's sustainability certification program for furniture, certification through third-party verification against the e3 standard.

AIR-EMISSIONS

All Faeron products are supplied with air-emissions certified. Contact customer service for information.



FSC®

In 2005, Krug received Forest Stewardship Council® (FSC®) Chain-of-Custody certification for our manufacturing facilities. The FSC® Chain-of-Custody tracks certified wood from seedling to final sale. It verifies that the material for our FSC® certified products only come from well-managed, FSC®-certified forests and other controlled sources. FSC® is dedicated to the promotion of responsible forest management worldwide helping to take care of forests for future generations. Faeron and other Krug products can be specified with FSC® Certification. Contact customer service for further information, pricing and lead times.



Architects, designers, and building professionals can specify FSC®-certified products in order to achieve a point from the U.S. Green Building Council's Leadership in Energy and Environmental Design (LEED) Rating System.

FAERON METAL LOUNGE | DIMENSIONS & COM

DIMENSIONS & COM REQUIREMENTS

	Overall Width	Overall Depth	Overall Height	Seat Height	Height of Arms from Floor	Width Between Arms	Seat Depth	Shipping Weight	Cube	COM Yardage Entire Unit	COM Yardage Seat Only	COM Yardage Back Only	COM Yardage Arm Only
One-seat - metal arm													
lounge	27	28.5	31.5	17.8	24	23	21	67	20	4.2	1.3	1.7	1.2
high back	27	28.5	41.5	17.8	24	23	21	71	24	4.8	1.3	2.3	1.2
One-seat - armless													
lounge	23	28.5	31.5	17.8	-	-	21	52	20	3	1.3	1.7	-
high back	23	28.5	41.5	17.8	-	-	21	55	24	3.6	1.3	2.3	-
One-seat - upholstered arm													
lounge	28	28.5	31.5	17.8	24	23	21	75	20	5.9	1.3	1.7	2.9
high back	28	28.5	41.5	17.8	24	23	21	79	24	6.5	1.3	2.3	2.9
wingback	32	28.5	42.5	17.8	24	23	21	84	27	7.5	1.3	3.3	2.9
One-seat wide - metal arm													
lounge	34	28.5	31.5	17.8	24	30	21	66	23	4.4	1.5	1.7	1.2
high back	34	28.5	41.5	17.8	24	30	21	80	27	5	1.5	2.3	1.2
One-seat wide - armless													
lounge	30	28.5	31.5	17.8	-	-	21	61	23	3.2	1.5	1.7	-
high back	30	28.5	41.5	17.8	-	-	21	65	27	3.8	1.5	2.3	-
One-seat wide - upholstered arm													
lounge	35	28.5	31.5	17.8	24	30	21	84	23	6.1	1.5	1.7	2.9
high back	35	28.5	41.5	17.8	24	30	21	88	27	6.7	1.5	2.3	2.9
wingback	39	28.5	42.5	17.8	24	30	21	93	30	7.5	1.3	3.3	2.9
Two-seat - metal arm													
lounge	50	28.5	31.5	17.8	24	46	21	100	36	5.5	1.7	2.6	1.2
high back	50	28.5	41.5	17.8	24	46	21	107	43	6.4	1.7	3.5	1.2
Two-seat - armless													
lounge	46	28.5	31.5	17.8	-	-	21	87	36	4.3	1.7	2.6	-
high back	46	28.5	41.5	17.8	-	-	21	94	43	5.2	1.7	3.5	-
Two-seat - upholstered arm													
lounge	51	28.5	31.5	17.8	24	46	21	108	36	7.2	1.7	2.6	2.9
high back	51	28.5	41.5	17.8	24	46	21	115	43	8.1	1.7	3.5	2.9
wingback	55	28.5	42.5	17.8	24	46	21	120	46	9.1	1.7	4.5	2.9
Three-seat - metal arm													
lounge	73	28.5	31.5	17.8	24	69	21	142	52	7.1	2.5	3.4	1.2
high back	73	28.5	41.5	17.8	24	69	21	149	61	8.4	2.5	4.7	1.2
Three-seat - armless													
lounge	69	28.5	31.5	17.8	-	-	21	122	52	5.9	2.5	3.4	-
high back	69	28.5	41.5	17.8	-	-	21	129	61	7.2	2.5	4.7	-
Three-seat - upholstered arm													
lounge	74	28.5	31.5	17.8	24	69	21	140	52	8.8	2.5	3.4	2.9
high back	74	28.5	41.5	17.8	24	69	21	147	61	10.1	2.5	4.7	2.9
wingback	78	28.5	42.5	17.8	24	69	21	145	64	10.3	1.7	5.7	2.9

ORDERING NOTES:

CONTRASTING BACKS, SEATS & CLOSED ARMS

COMBINATION UPHOLSTERY OPTION When combination upholstery is specified with fabric of the same grade or COM, an upcharge for dual fabrics is **\$32 list** per unit and **\$61 list** per unit for three fabrics will be applied. When graded in combination upholstery is selected, use the highest grade upholstery selected or to obtain a quote for blended grading contact Customer Service (please provide the fabrics specified and location of where each fabric is to be applied on the product). Note: Some vinyls, leathers & upholsteries are not suitable for application on Faeron seating. Please refer to [page 95](#) for C.O.M approval process.

WEIGHT CAPACITIES

Faeron weight capacities are as follows:

One -Seat - 500 lbs
 One -Seat - Plus - 750 lbs
 One-seat Wide - 500 lbs
 One-seat Wide Plus - 750 lbs
 Two- Seat - 625 lbs
 Two- Seat Plus- 975 lbs
 Three - Seat - 850 lbs
 Three - Seat Plus- 1200 lbs

Faeron Option Upcharges	\$ List		\$ List
CAL 133 & Moisture Barrier (per yard)	61	Beech Wood Arm (per pair)	120
One-Seat Removable Back Covers	145	Solid Surface Arm (per pair) - Gr A White	645
One-Seat wide Removable Back Covers	218	Solid Surface Arm (per pair) - Gr A Color	675
Two-Seat Removable Back Covers	288	Solid Surface Arm (per pair) - Gr B	732
Three-Seat Removable Back Covers	432	Solid Surface Arm (per pair) - Gr C	772
One-Seat Removable Seat Covers	145	See page 98 for color selection.	
One-Seat wide Removable Seat Covers	218		
Two-Seat Removable Seat Covers	288		
Three-Seat Removable Seat Covers	432		
Non-Marring Glides	16		

FAERON METAL LOUNGE | FEATURES & OPTIONS



POLYMER ARM

Faeron arms are durable, comfortable, and long lasting. They are made with injected polymer that is a solid color throughout the arm and are available in three color options: Black, Grey and Taupe.




SOLID SURFACE ARM

The optional Solid Surface Arm provides a fully seamless armrest for enhanced durability, protection and cleanability. It is available in 8 standard Corian colors, and custom colors (at an upcharge). Arms are replaceable as a full side frame if they become damaged or degraded.



ARMLESS

Faeron Armless Lounge seating features a metal base available in 2 finish selections; Silver Metallic or Brushed Nickel.



COMBINATION UPHOLSTERY OPTION

When combination upholstery is specified with fabric of the same grade or COM, an upcharge for dual fabrics is **\$32 list** per unit and **\$61 list** per unit for three fabrics will be applied. When graded in combination upholstery is selected, use the highest grade upholstery selected or to obtain a quote for blended grading contact Customer Service (please provide the fabrics specified and location of where each fabric is to be applied on the product).



ARM PANELS

Arm Panels are available on Faeron Metal Lounge seating in semi closed and fully closed styles for optimum design flexibility.



METAL ARM FRAME

Faeron Metal Lounge chairs are available in Silver Metallic and Brushed Nickel featuring Polymer Arm. Can be specified with optional Solid Surface or Beech wood.



LOUNGE WALL SAVER

Faeron Lounge models include a wall saver feature in which the angle of the back and the rear legs are designed to keep the back away from the wall, to prevent wear and damage to both the chair and the wall. Not included for Faeron High Back Lounge or Faeron Wingback Lounge due to back height.



CLEAN OUT

All Faeron Lounge seating has a built-in clean out feature: a space at the back of the seat that allows dirt, debris and liquid to fall to the floor for easy clean up and maintenance - designed so that it does not detract from the comfort or appearance of the product.



OPTIONS

WOOD ARM

Wood arms are solid Beech and available in standard and custom finishes. Krug's wood finish is a proprietary high-durability formulation that has been shown to be an industry leader in abrasion resistance. Arms can be replaced if they do become damaged or degraded.

METAL FINISH OPTIONS

Silver Metallic frames are available with an anti-microbial finish for an upcharge of **\$61 list** per arm frame pair or table. Additional Frame Finishes, which include anti-microbial finish, are available for an upcharge of **\$61 list** per per arm frame pair or table. Available colors are: White, Parchment, Sand, Taupe, Warm Grey, Cool Grey or Black. For all metal finishes other than Silver Metallic Standard, there is a minimum order quantity of 30 units per color. Upcharges for order quantities less than 30 units per color or custom metal finishes, please contact Customer Service to obtain a quote.









MOISTURE BARRIER & CAL 133

California Technical Bulletin 133 is a flammability test for seating. Krug offers a compliance method, in combination with non-flammable upholstery covers, that may enable products to meet certification requirements for this test. This process at the same time also provides the products with a Moisture Barrier - a treatment that helps to prevent the passage of liquids and moisture to inside of the upholstered components - thereby conferring sanitary and anti-infection benefits. So when CAL133 is specified, the product also automatically has a Moisture Barrier, and when a Moisture Barrier is specified, the product also features the compliance method and low flammability features of CAL 133. The application of this up-charge and the compliance method does not mean that the specific configuration of product and upholstery cover are tested and officially certified as being CAL133 compliant. If the official certification is required, Krug will provide this (through an independent certified testing laboratory) at a charge of \$874 per item, plus the cost of the product to be tested. Lead time for certification testing is typically 4-8 weeks.

REMOVABLE AND REPLACEABLE COVERS

Faeron Lounge Chairs are available with a Removable Seat & Back Covers. See **page 67** for upcharges.





FAERON METAL | ARMLESS LOUNGE

DESCRIPTION/MODEL	COM		COL		FABRIC GRADES			LEATHER	
	1	2	3	4	5	6	7	8	9
	One-Seat, Armless, with Silver Metallic Metal Base								
	FAE3-MAL1S	1556	1622	1685	1815	1944	2074	2171	2331 2590
	One-Seat Plus, Armless, with Silver Metallic Metal Base								
	FAE3-MALB1S	1618	1683	1748	1876	2006	2135	2233	2394 2653
	One-Seat, Armless, with Brushed Nickel Metal Base								
	FAE3-MAL1N	1687	1752	1817	1945	2074	2203	2301	2462 2722
	One-Seat Plus, Armless, with Brushed Nickel Metal Base								
	FAE3-MALB1N	1749	1815	1878	2007	2136	2268	2363	2524 2783
	One-Seat Wide, Armless, with Silver Metallic Metal Base								
	FAE3-MAL1+S	1770	1859	1946	2123	2299	2473	2651	2825 3178
	One-Seat Wide Plus, Armless, with Silver Metallic Metal Base								
	FAE3-MALB1+S	1838	1924	2013	2189	2365	2542	2717	2893 3244
	One-Seat Wide, Armless, with Brushed Nickel Metal Base								
	FAE3-MAL1+N	1901	1988	2077	2254	2428	2605	2781	2956 3308
	One-Seat Wide Plus, Armless, with Brushed Nickel Metal Base								
	FAE3-MALB1+N	1967	2056	2145	2320	2496	2673	2846	3024 3375
	Two-Seat, Armless, with Silver Metallic Metal Base								
	FAE3-MAL2S	2243	2342	2439	2631	2825	3019	3213	3408 3795
	Two-Seat Plus, Armless, with Silver Metallic Metal Base								
	FAE3-MALB2S	2340	2436	2532	2726	2921	3113	3308	3502 3891
	Two-Seat, Armless, with Brushed Nickel Metal Base								
	FAE3-MAL2N	2374	2471	2568	2761	2956	3151	3345	3538 3927
	Two-Seat Plus, Armless, with Brushed Nickel Metal Base								
	FAE3-MALB2N	2470	2567	2662	2856	3051	3244	3439	3633 4021
	Three-Seat, Armless, with Silver Metallic Metal Base								
	FAE3-MAL3S	3006	3158	3314	3625	3936	4246	4557	4867 5487
	Three-Seat Plus, Armless, with Silver Metallic Metal Base								
	FAE3-MALB3S	3162	3318	3473	3783	4093	4403	4714	5026 5646
	Three-Seat, Armless, with Brushed Nickel Metal Base								
	FAE3-MAL3N	3324	3478	3634	3944	4255	4565	4876	5185 5805
	Three-Seat Plus, Armless, with Brushed Nickel Metal Base								
	FAE3-MALB3N	3481	3637	3792	4103	4414	4723	5034	5345 5965

PRODUCT CODE KEY

Line	Series	Chair Type	Size		Base
FAE	3-MA	L	1	B1	S
Faeron	Metal Lounge Seating	Lounge	One-Seat	One-Seat Plus	Silver Metallic Base
		H	1+	B1+	N
		High Back Lounge	One-Seat Wide	One-Seat Wide Plus	Brushed Nickel
			2	B2	
			Two-Seat	Two-Seat Plus	
			3	B3	
			Three-Seat	Three-Seat Plus	


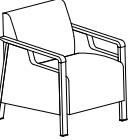

FAERON METAL | ARMLESS HIGH BACK LOUNGE

DESCRIPTION/MODEL	Species	COM 1	2	COL 3	4	FABRIC GRADES 5 6		7	LEATHER 8	9
	One-Seat, Armless, High back, with Silver Metallic Metal Base FAE3-MAH1S	1759	1838	1918	2075	2234	2391	2551	2707	3024
	One-Seat Plus, Armless, High back, with Silver Metallic Metal Base FAE3-MAHB1S	1821	1901	1980	2137	2297	2454	2612	2770	3085
	One-Seat, Armless, High back, with Brushed Nickel Metal Base FAE3-MAH1N	1891	1968	2049	2206	2364	2523	2681	2839	3155
	One-Seat Plus, Armless, High, with Brushed Nickel Metal Base FAE3-MAHB1N	1951	2031	2110	2269	2427	2585	2743	2900	3218
	One-Seat Wide, Armless, High back, with Silver Metallic Metal Base FAE3-MAH1+S	1988	2091	2193	2398	2602	2807	3013	3218	3626
	One-Seat Wide Plus, Armless, High back, with Silver Metallic Metal Base FAE3-MAHB1+S	2056	2159	2260	2464	2670	2873	3079	3284	3693
	One-Seat Wide, Armless, High back, with Brushed Nickel Metal Base FAE3-MAH1+N	2118	2222	2324	2529	2733	2938	3144	3348	3756
	One-Seat Wide Plus, Armless, High back, with Brushed Nickel Metal Base FAE3-MAHB1+N	2187	2290	2391	2595	2800	3006	3209	3414	3824
	Two-Seat, Armless, High back, with Silver Metallic Metal Base FAE3-MAH2S	2398	2507	2618	2842	3064	3288	3510	3731	4176
	Two-Seat Plus, Armless, High back, with Silver Metallic Metal Base FAE3-MAHB2S	2490	2601	2713	2936	3158	3381	3605	3827	4271
	Two-Seat, Armless, High back, with Brushed Nickel Metal Base FAE3-MAH2N	2529	2638	2749	2972	3196	3418	3640	3862	4307
	Two-Seat Plus, Armless, High back, with Brushed Nickel Metal Base FAE3-MAHB2N	2620	2732	2844	3067	3290	3512	3734	3958	4401
	Three-Seat, Armless, High back, with Silver Metallic Metal Base FAE3-MAH3S	3216	3399	3583	3950	4319	4687	5054	5423	6158
	Three-Seat Plus, Armless, High back with Silver Metallic Metal Base FAE3-MAHB3S	3374	3559	3743	4110	4479	4845	5213	5581	6317
	Three-Seat, Armless, High back, with Brushed Nickel Metal Base FAE3-MAH3N	3535	3720	3902	4271	4638	5007	5374	5743	6479
	Three-Seat Plus, Armless, High back with Brushed Nickel Metal Base FAE3-MAHB3N	3693	3877	4061	4428	4797	5164	5533	5901	6637

PRODUCT CODE KEY

Line	Series	Chair Type	Size		Base
FAE Faeron	3-MA Metal Lounge Seating	L Lounge	1 One-Seat	B1 One-Seat Plus	S Silver Metallic Base
		H High Back Lounge	1+ One-Seat Wide	B1+ One-Seat Wide Plus	N Brushed Nickel
			2 Two-Seat	B2 Two-Seat Plus	
			3 Three-Seat	B3 Three-Seat Plus	

FAERON METAL | LOUNGE


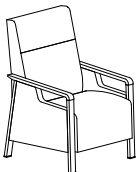

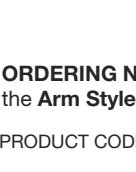

DESCRIPTION/MODEL	COM		COL	FABRIC GRADES			LEATHER		
	1	2		4	5	6	7	8	9
	One-Seat, with Open Arm, Silver Metallic FAE3-ML1OPAS		1816	1944	2074	2202	2332	2461	2721
	One-Seat Plus, with Open Arm, Silver Metallic FAE3-MLB1OPAS		1876	2006	2135	2265	2394	2524	2782
	One-Seat, with Open Arm, Brushed Nickel FAE3-ML1OPAN		2497	2627	2756	2886	3015	3144	3403
	One-Seat Plus, with Open Arm, Brushed Nickel FAE3-MLB1OPAN		2558	2688	2818	2948	3077	3206	3466
	One-Seat, with Semi Closed Arm, Silver Metallic FAE3-ML1SPAS		2384	2554	2730	2900	3078	3265	3583
	One-Seat Plus, with Semi Closed Arm, Silver Metallic FAE3-MLB1SPAS		2444	2615	2793	2964	3138	3327	3646
	One-Seat, with Semi Closed Arm, Brushed Nickel FAE3-ML1SPAN		3066	3236	3413	3583	3760	3948	4267
	One-Seat Plus, with Semi Closed Arm, Brushed Nickel FAE3-MLB1SPAN		3126	3298	3475	3646	3820	4009	4328
	One-Seat, with Closed Arm, Silver Metallic FAE3-ML1CPA		2401	2571	2749	2920	3095	3283	3602
	One-Seat Plus, with Closed Arm, Silver Metallic FAE3-MLB1CPA		2462	2633	2811	2982	3156	3346	3663
	One-Seat, with Closed Arm, Brushed Nickel FAE3-ML1CPA		3083	3253	3432	3602	3777	3965	4284
	One-Seat Plus, with Closed Arm, Brushed Nickel FAE3-MLB1CPA		3146	3318	3493	3663	3839	4028	4345

ORDERING NOTES: Faeron chairs can be specified with Solid Surface Arm (SA) or Wood Arm (WA), replace “PA” in the model number with the **Arm Style** selection below and add the upcharge listed on [Page 67](#). See [page 98](#) for color selection.

PRODUCT CODE KEY

Line	Series	Chair Type	Size		Arm Type	Arm Style	Frame
FAE Faeron	3-M Metal Lounge Seating	L Lounge	1 One-Seat	B1 One-Seat Plus	O Open Arm	PA Polymer Arm	S Silver Metallic
		H High Back Lounge	1+ One-Seat Wide	B1+ One-Seat Wide Plus	S Semi Closed Arm	WA Wood Arm	N Brushed Nickel
			2 Two-Seat	B2 Two-Seat Plus	C Closed Arm	SA Solid Surface Arm	
			3 Three-Seat	B3 Three-Seat Plus			

FAERON METAL | HIGH BACK LOUNGE

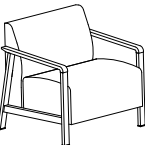
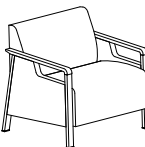
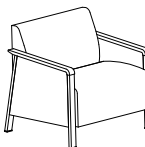
DESCRIPTION/MODEL	COM		COL		FABRIC GRADES		LEATHER		
	1	2	3	4	5	6	7	8	9
	One-Seat, High back, with Open Arm, Silver Metallic FAE3-MH1OPAS								
	1891	1967	2047	2206	2363	2523	2680	2839	3155
	One-Seat Plus, High back, with Open Arm, Silver Metallic FAE3-MHB1OPAS								
	1951	2031	2109	2269	2426	2585	2742	2900	3218
	One-Seat, High back, with Open Arm, Brushed Nickel FAE3-MH1OPAN								
	2573	2652	2730	2888	3046	3205	3363	3520	3837
	One-Seat Plus, High back, with Open Arm, Brushed Nickel FAE3-MHB1OPAN								
	2634	2713	2793	2951	3109	3267	3424	3583	3899
	One-Seat, High back, with Semi Closed Arm, Silver Metallic FAE3-MH1SPAS								
	2399	2507	2615	2816	3020	3221	3424	3641	4017
	One-Seat Plus, High back, with Semi Closed Arm, Silver Metallic FAE3-MHB1SPAS								
	2461	2569	2677	2878	3082	3282	3488	3704	4079
	One-Seat, High back, with Semi Closed Arm, Brushed Nickel FAE3-MH1SPAN								
	3081	3189	3298	3498	3703	3902	4107	4324	4699
	One-Seat Plus, High back, with Semi Closed Arm, Brushed Nickel FAE3-MHB1SPAN								
	3144	3252	3361	3561	3766	3964	4170	4387	4762
	One-Seat, High back, with Closed Arm, Silver Metallic FAE3-MH1CPAS								
	2417	2526	2633	2836	3038	3238	3442	3660	4035
	One-Seat Plus, High back, with Closed Arm, Silver Metallic FAE3-MHB1PAS								
	2481	2588	2696	2896	3101	3300	3505	3723	4099
	One-Seat, High back, with Closed Arm, Brushed Nickel FAE3-MH1CPAN								
	3100	3208	3318	3517	3722	3920	4126	4343	4718
	One-Seat Plus, High back, with Closed Arm, Brushed Nickel FAE3-MHB1CPAN								
	3162	3270	3378	3579	3783	3983	4187	4404	4780

ORDERING NOTES: Faeron chairs can be specified with Solid Surface Arm (SA) or Wood Arm (WA), replace “PA” in the model number with the **Arm Style** selection below and add the upcharge listed on [page 67](#). See [page 98](#) for color selection.

PRODUCT CODE KEY

Line	Series	Chair Type	Size		Arm Type	Arm Style	Frame
FAE Faeron	3-M Metal Lounge Seating	L Lounge	1 One-Seat	B1 One-Seat Plus	O Open Arm	PA Polymer Arm	S Silver Metallic
		H High Back Lounge	1+ One-Seat Wide	B1+ One-Seat Wide Plus	S Semi Closed Arm	WA Wood Arm	N Brushed Nickel
			2 Two-Seat	B2 Two-Seat Plus	C Closed Arm	SA Solid Surface Arm	
			3 Three-Seat	B3 Three-Seat Plus			

FAERON METAL | LOUNGE

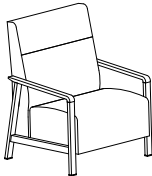
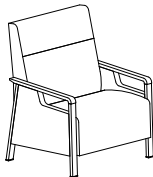

DESCRIPTION/MODEL		COM	2	COL	4	FABRIC GRADES		6	7	LEATHER	9
		1		3		5				8	
	One-Seat Wide, with Open Arm, Silver Metallic FAE3-ML1+OPAS	1859	1945	2032	2208	2385	2560	2737	2912	3264	
	One-Seat Wide Plus, with Open Arm, Silver Metallic FAE3-MLB1+OPAS	1923	2010	2100	2276	2450	2628	2803	2979	3331	
	One-Seat Wide, with Open Arm, Brushed Nickel FAE3-ML1+OPAN	2541	2628	2716	2891	3068	3243	3419	3595	3946	
	One-Seat Wide Plus, with Open Arm, Brushed Nickel FAE3-MLB1+OPAN	2606	2695	2781	2958	3135	3309	3488	3661	4014	
	One-Seat Wide, with Semi Closed Arm, Silver Metallic FAE3-ML1+SPAS	2367	2484	2600	2818	3041	3258	3481	3717	4127	
	One-Seat Wide Plus, with Semi Closed Arm, Silver Metallic FAE3-MLB1+SPAS	2432	2551	2667	2886	3109	3325	3550	3782	4195	
	One-Seat Wide, with Semi Closed Arm, Brushed Nickel FAE3-ML1+SPAN	3050	3166	3283	3499	3724	3941	4163	4399	4809	
	One-Seat Wide Plus, with Semi Closed Arm, Brushed Nickel FAE3-MLB1+SPAN	3114	3232	3349	3567	3791	4007	4231	4465	4877	
	One-Seat Wide, with Closed Arm, Silver Metallic FAE3-ML1+CPA	2385	2503	2618	2837	3059	3277	3498	3734	4145	
	One-Seat Wide Plus, with Closed Arm, Silver Metallic FAE3-MLB1+CPA	2449	2568	2684	2903	3126	3343	3566	3801	4212	
	One-Seat Wide, with Closed Arm, Brushed Nickel FAE3-ML1+CPA	3068	3184	3301	3519	3744	3960	4183	4417	4827	
	One-Seat Wide Plus, with Closed Arm, Brushed Nickel FAE3-MLB1+CPA	3134	3251	3368	3586	3809	4026	4249	4484	4895	

ORDERING NOTES: Faeron chairs can be specified with Solid Surface Arm (SA) or Wood Arm (WA), replace “PA” in the model number with the **Arm Style** selection below and add the upcharge listed on **Page 67**. See **page 98** for color selection.

PRODUCT CODE KEY

Line	Series	Chair Type	Size		Arm Type	Arm Style	Frame
FAE	3-M	L	1	B1	O	PA	S
Faeron	Metal Lounge Seating	Lounge	One-Seat	One-Seat Plus	Open Arm	Polymer Arm	Silver Metallic
		H	1+	B1+	S	WA	N
		High Back Lounge	One-Seat Wide	One-Seat Wide Plus	Semi Closed Arm	Wood Arm	Brushed Nickel
			2	B2	C	SA	
			Two-Seat	Two-Seat Plus	Closed Arm	Solid Surface Arm	
			3	B3			
			Three-Seat	Three-Seat Plus			

FAERON METAL | HIGH BACK LOUNGE

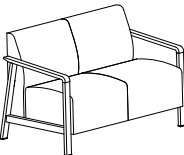
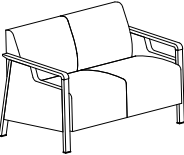
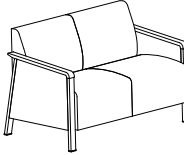
DESCRIPTION/MODEL	COM	2	COL	4	FABRIC GRADES		6	7	LEATHER	9
	1		3		5				8	
	One-Seat Wide, High back, with Open Arm, Silver Metallic FAE3-MH1+OPAS	2075	2178	2279	2485	2688	2894	3099	3304	3713
	One-Seat Wide Plus, High back, with Open Arm, Silver Metallic FAE3-MHB1+OPAS	2142	2245	2346	2552	2756	2963	3166	3370	3778
	One-Seat Wide, High back, with Open Arm, Brushed Nickel FAE3-MH1+OPAN	2758	2861	2964	3166	3370	3577	3781	3986	4396
	One-Seat Wide Plus, High back, with Open Arm, Brushed Nickel FAE3-MHB1+OPAN	2824	2927	3029	3234	3438	3645	3849	4054	4462
	One-Seat Wide, High back, with Semi Closed Arm, Silver Metallic FAE3-MH1+SPAS	2585	2717	2847	3094	3346	3592	3844	4107	4575
	One-Seat Wide Plus, High back, with Semi Closed Arm, Silver Metallic FAE3-MHB1+SPAS	2652	2783	2914	3161	3413	3660	3912	4174	4642
	One-Seat Wide, High back, with Semi Closed Arm, Brushed Nickel FAE3-MH1+SPAN	3267	3399	3532	3777	4028	4274	4527	4791	5257
	One-Seat Wide Plus, High back, with Semi Closed Arm, Brushed Nickel FAE3-MHB1+SPAN	3333	3467	3597	3844	4095	4342	4593	4856	5324
	One-Seat Wide, High back, with Closed Arm, Silver Metallic FAE3-MH1+CPAS	2602	2736	2867	3113	3364	3609	3862	4126	4593
	One-Seat Wide Plus, High back, with Closed Arm, Silver Metallic FAE3-MHB1+CPAS	2670	2802	2932	3179	3432	3678	3929	4192	4659
	One-Seat Wide, High back, with Closed Arm, Brushed Nickel FAE3-MH1+CPAN	3284	3418	3550	3795	4045	4292	4544	4807	5277
	One-Seat Wide Plus, High back, with Closed Arm, Brushed Nickel FAE3-MHB1+CPAN	3351	3484	3616	3862	4113	4360	4612	4874	5342

ORDERING NOTES: Faeron chairs can be specified with Solid Surface Arm (SA) or Wood Arm (WA), replace “PA” in the model number with the **Arm Style** selection below and add the upcharge listed on **Page 67**. See **page 98** for color selection.

PRODUCT CODE KEY

Line	Series	Chair Type	Size		Arm Type	Arm Style	Frame
FAE Faeron	3-M Metal Lounge Seating	L Lounge	1 One-Seat	B1 One-Seat Plus	O Open Arm	PA Polymer Arm	S Silver Metallic
		H High Back Lounge	1+ One-Seat Wide	B1+ One-Seat Wide Plus	S Semi Closed Arm	WA Wood Arm	N Brushed Nickel
			2 Two-Seat	B2 Two-Seat Plus	C Closed Arm	SA Solid Surface Arm	
			3 Three-Seat	B3 Three-Seat Plus			

FAERON METAL | LOUNGE

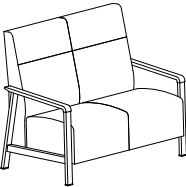
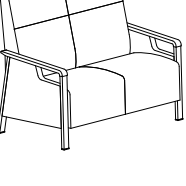
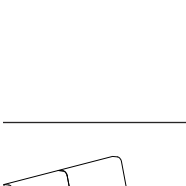
DESCRIPTION/MODEL	COM 1	2	COL 3	4	FABRIC GRADES 5	6	7	LEATHER 8	9		
	Two-Seat, with Open Arm, Silver Metallic FAE3-ML2OPAS		2355	2450	2547	2743	2936	3131	3325	3518	3907
	Two-Seat Plus, with Open Arm, Silver Metallic FAE3-MLB2OPAS		2427	2524	2620	2815	3010	3203	3396	3592	3980
	Two-Seat, with Open Arm, Brushed Nickel FAE3-ML2OPAN		3038	3135	3231	3425	3618	3814	4007	4201	4589
	Two-Seat Plus, with Open Arm, Brushed Nickel FAE3-MLB2OPAN		3110	3206	3304	3497	3692	3886	4079	4274	4662
	Two-Seat, with Semi Closed Arm, Silver Metallic FAE3-ML2SPAS		2865	2991	3115	3352	3593	3829	4069	4321	4770
	Two-Seat Plus, with Semi Closed Arm, Silver Metallic FAE3-MLB2SPAS		2936	3062	3187	3424	3666	3900	4142	4396	4842
	Two-Seat, with Semi Closed Arm, Brushed Nickel FAE3-ML2SPAN		3546	3673	3799	4035	4275	4511	4753	5005	5451
	Two-Seat Plus, with Semi Closed Arm, Brushed Nickel FAE3-MLB2SPAN		3618	3746	3872	4107	4349	4583	4824	5078	5524
	Two-Seat, with Closed Arm, Silver Metallic FAE3-ML2CPA		2883	3009	3135	3370	3610	3847	4088	4340	4788
	Two-Seat Plus, with Closed Arm, Silver Metallic FAE3-MLB2CPA		2954	3081	3207	3442	3685	3918	4160	4414	4860
	Two-Seat, with Closed Arm, Brushed Nickel FAE3-ML2CPA		3564	3692	3817	4055	4293	4529	4771	5022	5471
	Two-Seat Plus, with Closed Arm, Brushed Nickel FAE3-MLB2CPA		3637	3764	3890	4126	4368	4602	4842	5095	5544

ORDERING NOTES: Faeron chairs can be specified with Solid Surface Arm (SA) or Wood Arm (WA), replace “PA” in the model number with the **Arm Style** selection below and add the upcharge listed on **Page 67**. See **page 98** for color selection.

PRODUCT CODE KEY

Line	Series	Chair Type	Size		Arm Type	Arm Style	Frame
F AE	3-M	L	1	B1	O	PA	S
Faeron	Metal Lounge Seating	Lounge	One-Seat	One-Seat Plus	Open Arm	Polymer Arm	Silver Metallic
		H	1+	B1+	S	WA	N
		High Back Lounge	One-Seat Wide	One-Seat Wide Plus	Semi Closed Arm	Wood Arm	Brushed Nickel
			2	B2	C	SA	
			Two-Seat	Two-Seat Plus	Closed Arm	Solid Surface Arm	
			3	B3			
			Three-Seat	Three-Seat Plus			

FAERON METAL | HIGH BACK LOUNGE

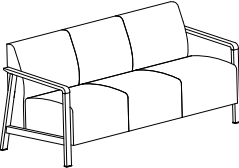
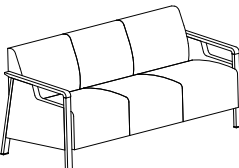
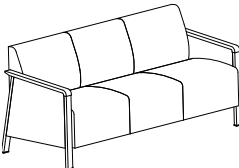
DESCRIPTION/MODEL	COM		COL		FABRIC GRADES			LEATHER		
	1	2	3	4	5	6	7	8	9	
	Two-Seat, High back, with Open Arm, Silver Metallic									
	FAE3-MH2OPAS	2506	2617	2728	2952	3176	3397	3621	3844	4290
	Two-Seat Plus, High back, with Open Arm, Silver Metallic									
	FAE3-MHB2OPAS	2580	2693	2801	3024	3247	3469	3692	3916	4361
	Two-Seat, High back, with Open Arm, Brushed Nickel									
	FAE3-MH2OPAN	3187	3300	3412	3635	3857	4080	4302	4527	4971
	Two-Seat Plus, High back, with Open Arm, Brushed Nickel									
	FAE3-MHB2OPAN	3264	3374	3483	3706	3929	4153	4375	4599	5043
	Two-Seat, High back, with Semi Closed Arm, Silver Metallic									
	FAE3-MH2SPAS	3015	3156	3297	3562	3831	4095	4366	4647	5152
	Two-Seat Plus, High back, with Semi Closed Arm, Silver Metallic									
	FAE3-MHB2SPAS	3090	3231	3369	3634	3903	4167	4438	4720	5224
	Two-Seat, High back, with Semi Closed Arm, Brushed Nickel									
	FAE3-MH2SPAN	3698	3839	3980	4245	4515	4778	5048	5330	5835
	Two-Seat Plus, High back, with Semi Closed Arm, Brushed Nickel									
	FAE3-MHB2SPAN	3772	3914	4051	4316	4586	4849	5119	5402	5907
	Two-Seat, High back, with Closed Arm, Silver Metallic									
	FAE3-MH2CPAS	3034	3176	3316	3580	3850	4113	4384	4666	5171
	Two-Seat Plus, High back, with Closed Arm, Silver Metallic									
	FAE3-MHB2CPAS	3108	3249	3388	3651	3921	4185	4456	4737	5242
	Two-Seat, High back, with Closed Arm, Brushed Nickel									
	FAE3-MH2CPAN	3717	3857	3998	4261	4532	4796	5066	5348	5852
	Two-Seat Plus, High back, with Closed Arm, Brushed Nickel									
	FAE3-MHB2CPAN	3790	3932	4069	4335	4604	4868	5138	5420	5925

ORDERING NOTES: Faeron chairs can be specified with Solid Surface Arm (SA) or Wood Arm (WA), replace “PA” in the model number with the **Arm Style** selection below and add the upcharge listed on [Page 67](#). See [page 98](#) for color selection.

PRODUCT CODE KEY

Line	Series	Chair Type	Size		Arm Type	Arm Style	Frame
FAE Faeron	3-M Metal Lounge Seating	L Lounge	1 One-Seat	B1 One-Seat Plus	O Open Arm	PA Polymer Arm	S Silver Metallic
		H High Back Lounge	1+ One-Seat Wide	B1+ One-Seat Wide Plus	S Semi Closed Arm	WA Wood Arm	N Brushed Nickel
			2 Two-Seat	B2 Two-Seat Plus	C Closed Arm	SA Solid Surface Arm	
			3 Three-Seat	B3 Three-Seat Plus			

FAERON METAL | LOUNGE

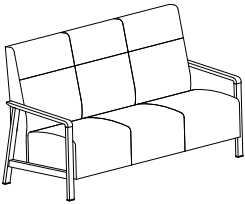
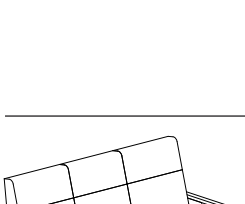
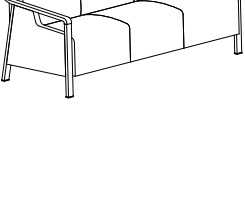


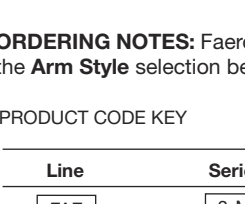
DESCRIPTION/MODEL	COM	2	COL	4	FABRIC GRADES		6	7	LEATHER	9
	1		3		5				8	
	Three-Seat, with Open Arm, Silver Metallic FAE3-ML3OPAS	3042	3198	3246	3663	3974	4284	4594	4905	5526
	Three-Seat Plus, with Open Arm, Silver Metallic FAE3-MLB3OPAS	3169	3325	3480	3790	4101	4411	4721	5032	5653
	Three-Seat, with Open Arm, Brushed Nickel FAE3-ML3OPAN	3725	3879	3928	4345	4656	4967	5278	5589	6209
	Three-Seat Plus, with Open Arm, Brushed Nickel FAE3-MLB3OPAN	3852	4007	4163	4473	4783	5093	5404	5715	6336
	Three-Seat, with Semi Closed Arm, Silver Metallic FAE3-ML3SPAS	3553	3735	3814	4273	4631	4982	5340	5708	6389
	Three-Seat Plus, with Semi Closed Arm, Silver Metallic FAE3-MLB3SPAS	3679	3864	4047	4399	4757	5108	5466	5835	6515
	Three-Seat, with Semi Closed Arm, Brushed Nickel FAE3-ML3SPAN	4234	4419	4496	4957	5314	5663	6021	6393	7070
	Three-Seat Plus, with Semi Closed Arm, Brushed Nickel FAE3-MLB3SPAN	4361	4546	4731	5083	5440	5791	6148	6518	7197
	Three-Seat, with Closed Arm, Silver Metallic FAE3-ML3CPA	3570	3754	3831	4292	4650	4999	5358	5728	6408
	Three-Seat Plus, with Closed Arm, Silver Metallic FAE3-MLB3CPA	3697	3883	4066	4418	4775	5127	5484	5854	6533
	Three-Seat, with Closed Arm, Brushed Nickel FAE3-ML3CPA	4253	4438	4515	4973	5331	5682	6040	6411	7089
	Three-Seat Plus, with Closed Arm, Brushed Nickel FAE3-MLB3CPA	4378	4565	4750	5100	5460	5808	6167	6537	7217

ORDERING NOTES: Faeron chairs can be specified with Solid Surface Arm (SA) or Wood Arm (WA), replace “PA” in the model number with the **Arm Style** selection below and add the upcharge listed on **Page 67**. See **page 98** for color selection.

PRODUCT CODE KEY

Line	Series	Chair Type	Size		Arm Type	Arm Style	Frame
<div>FAE</div> Faeron	<div>3-M</div> Metal Lounge Seating	<div>L</div> Lounge	<div>1</div> One-Seat	<div>B1</div> One-Seat Plus	<div>O</div> Open Arm	<div>PA</div> Polymer Arm	<div>S</div> Silver Metallic
		<div>H</div> High Back Lounge	<div>1+</div> One-Seat Wide	<div>B1+</div> One-Seat Wide Plus	<div>S</div> Semi Closed Arm	<div>WA</div> Wood Arm	<div>N</div> Brushed Nickel
			<div>2</div> Two-Seat	<div>B2</div> Two-Seat Plus	<div>C</div> Closed Arm	<div>SA</div> Solid Surface Arm	
			<div>3</div> Three-Seat	<div>B3</div> Three-Seat Plus			

FAERON METAL | HIGH BACK LOUNGE

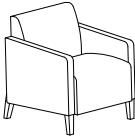
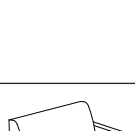
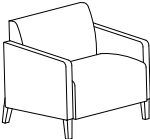
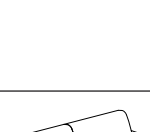
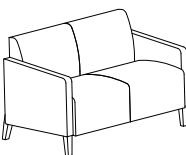
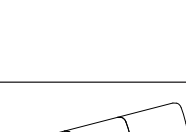
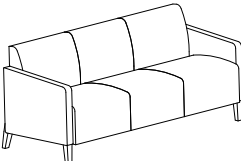
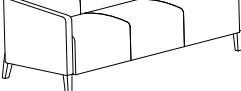
DESCRIPTION/MODEL	COM		COL		FABRIC GRADES			LEATHER	
	1	2	3	4	5	6	7	8	9
	Three-Seat, High back, with Open Arm, Silver Metallic FAE3-MH3OPAS								
	3253	3438	3622	3990	4357	4726	5093	5462	6198
	Three-Seat Plus, High back, with Open Arm, Silver Metallic FAE3-MHB3OPAS								
	3381	3563	3749	4116	4484	4852	5220	5588	6324
	Three-Seat, High back, with Open Arm, Brushed Nickel FAE3-MH3OPAN								
	3937	4121	4303	4672	5041	5408	5776	6145	6879
	Three-Seat Plus, High back, with Open Arm, Brushed Nickel FAE3-MHB3OPAN								
	4063	4247	4432	4798	5166	5535	5902	6270	7006
	Three-Seat, High back, with Semi Closed Arm, Silver Metallic FAE3-MH3SPAS								
	3764	3978	4189	4600	5014	5423	5838	6266	7060
	Three-Seat Plus, High back, with Semi Closed Arm, Silver Metallic FAE3-MHB3SPAS								
	3890	4103	4317	4726	5139	5550	5964	6391	7185
	Three-Seat, High back, with Semi Closed Arm, Brushed Nickel FAE3-MH3SPAN								
	4445	4659	4872	5281	5698	6105	6521	6948	7743
	Three-Seat Plus, High back, with Semi Closed Arm, Brushed Nickel FAE3-MHB3SPAN								
	4571	4784	4999	5408	5823	6231	6648	7074	7869
	Three-Seat, High back, with Closed Arm, Silver Metallic FAE3-MH3CPAS								
	3781	3995	4207	4616	5033	5441	5856	6284	7079
	Three-Seat Plus, High back, with Closed Arm, Silver Metallic FAE3-MHB3CPAS								
	3908	4121	4335	4743	5159	5567	5983	6410	7205
	Three-Seat, High back, with Closed Arm, Brushed Nickel FAE3-MH3CPAN								
	4463	4678	4891	5299	5717	6125	6539	6966	7760
	Three-Seat Plus, High back, with Closed Arm, Brushed Nickel FAE3-MHB3CPAN								
	4590	4803	5019	5426	5842	6251	6665	7091	7887

ORDERING NOTES: Faeron chairs can be specified with Solid Surface Arm (SA) or Wood Arm (WA), replace "PA" in the model number with the **Arm Style** selection below and add the upcharge listed on **Page 67**. See **page 98** for color selection.

PRODUCT CODE KEY

Line	Series	Chair Type	Size		Arm Type	Arm Style	Frame
FAE Faeron	3-M Metal Lounge Seating	L Lounge	1 One-Seat	B1 One-Seat Plus	O Open Arm	PA Polymer Arm	S Silver Metallic
		H High Back Lounge	1+ One-Seat Wide	B1+ One-Seat Wide Plus	S Semi Closed Arm	WA Wood Arm	N Brushed Nickel
			2 Two-Seat	B2 Two-Seat Plus	C Closed Arm	SA Solid Surface Arm	
			3 Three-Seat	B3 Three-Seat Plus			

FAERON UPHOLSTERED | LOUNGE





DESCRIPTION/MODEL		COM	1	2	COL	3	4	FABRIC GRADES		5	6	7	LEATHER		8	9
	One-Seat Upholstered Arm Lounge, No Arm Cap, Beech Wood leg															
	FAE3-UL1NCW		2486	2633	2779	3071	3366	3660	3952	4246	4831					
	One-Seat Plus Upholstered Arm Lounge, No arm cap, Wood leg															
	FAE3-ULB1NCW		2551	2697	2844	3137	3432	3723	4017	4312	4897					
	One-Seat Wide Upholstered Arm Lounge, No arm cap, Wood leg															
	FAE3-UL1+NCW		2665	2837	3009	3349	3692	4035	4375	4718	5403					
	One-Seat Wide Plus Upholstered Arm Lounge, No arm cap, Wood leg															
	FAE3-ULB1+NCW		2736	2908	3079	3420	3762	4105	4446	4789	5473					
	Two-seat Upholstered Arm Lounge, No arm cap, Wood leg															
	FAE3-UL2NCW		3187	3368	3550	3910	4271	4633	4994	5355	6078					
	Two-seat Plus Upholstered Arm Lounge, No arm cap, Wood leg															
	FAE3-ULB2NCW		3265	3445	3625	3986	4347	4709	5070	5432	6155					
	Three-seat Upholstered Arm Lounge, No arm cap, Wood leg															
	FAE3-UL3NCW		3910	4153	4395	4878	5362	5844	6328	6812	7779					
	Three-seat Plus Upholstered Arm Lounge, No arm cap, Wood leg															
	FAE3-ULB3NCW		4043	4286	4528	5010	5493	5978	6461	6943	7912					

ORDERING NOTES: Faeron upholstered chairs can be specified with Urethane Arm Caps (UC), Solid Surface Arm Caps (SC), or Wood Arm Caps (WC), replace “NC” in the model number with the **Arm Style** selection below and add the upcharge listed on **Page 58**. To specify the Metal Leg option below, replace “W” in the above model number with “S” for Silver Metallic or “N” for Brushed Nickel. See **page 98** for color selection.

PRODUCT CODE KEY

Line	Series	Chair Type	Size		Arm Cap	Leg Type
FAE Faeron	3-U Upholstered Arm Lounge Seating	L Lounge	1 One-Seat	B1 One-Seat Plus	NC No Cap	W Beech Wood Leg
		H High Back Lounge	1+ One-Seat Wide	B1+ One-Seat Wide Plus	UC Urethane Cap	S Silver Metallic Leg
			2 Two-Seat	B2 Two-Seat Plus	SC Solid Surface Cap	N Brushed Nickel Leg
			3 Three-Seat	B3 Three-Seat Plus	WC Wood Arm Cap	

FAERON UPHOLSTERED | HIGH BACK LOUNGE





DESCRIPTION/MODEL	COM		COL		FABRIC GRADES		LEATHER		
	1	2	3	4	5	6	7	8	9
	One-Seat Upholstered Arm High Back Lounge, No Arm Cap, Wood leg								
	FAE3-UH1NCW	2699	2861	3022	3347	3669	3994	4317	4641 5288
	One-Seat Plus, Upholstered Arm High Back Lounge, No Arm Cap, Wood leg								
	FAE3-UHB1NCW	2765	2927	3088	3411	3735	4059	4383	4707 5352
	One-Seat Wide, Upholstered Arm High Back Lounge, No Arm Cap, Wood leg								
	FAE3-UH1+NCW	2895	3081	3267	3639	4013	4384	4757	5131 5873
	One-Seat Wide Plus, Upholstered Arm High Back Lounge, No Arm Cap, Wood leg								
	FAE3-UHB1+NCW	2965	3151	3339	3709	4083	4456	4825	5198 5944
	Two-seat, Upholstered Arm High Back Lounge, No Arm Cap, Wood leg								
	FAE3-UH2NCW	3348	3543	3740	4131	4522	4914	5304	5696 6480
	Two-seat Plus, Upholstered Arm High Back Lounge, No Arm Cap, Wood leg								
	FAE3-UHB2NCW	3424	3619	3816	4207	4599	4989	5380	5771 6556
	Three-seat, Upholstered Arm High Back Lounge, No Arm Cap, Wood leg								
	FAE3-UH3NCW	4132	4403	4675	5220	5764	6308	6850	7395 8484
	Three-seat Plus, Upholstered Arm High Back Lounge, No Arm Cap, Wood leg								
	FAE3-UHB3NCW	4265	4537	4810	5352	5896	6440	6984	7529 8615

ORDERING NOTES: Faeron upholstered chairs can be specified with Urethane Arm Caps (UC), Solid Surface Arm Caps (SC) , or Wood Arm Caps (WC), replace “NC” in the model number with the **Arm Style** selection below and add the upcharge listed on **Page 58**. To specify the Metal Leg option below, replace “W” in the above model number with “S” for Silver Metallic or “N” for Brushed Nickel.
See **page 98** for color selection.

PRODUCT CODE KEY

Line	Series	Chair Type	Size		Arm Style	Leg Type
FAE Faeron	3-U Upholstered Arm Lounge Seating	L Lounge	1 One-Seat	B1 One-Seat Plus	NC No Cap	W Beech Wood Leg
		H High Back Lounge	1+ One-Seat Wide	B1+ One-Seat Wide Plus	UC Urethane Cap	S Silver Metallic
			2 Two-Seat	B2 Two-Seat Plus	SC Solid Surface Cap	N Brushed Nickel
			3 Three-Seat	B3 Three-Seat Plus	WC Wood Arm Cap	

FAERON UPHOLSTERED | WINGBACK LOUNGE

DESCRIPTION/MODEL	COM		COL		FABRIC GRADES		LEATHER		
	1	2	3	4	5	6	7	8	9
	One-Seat Upholstered Arm Wingback, No Arm Cap, Wood leg								
	FAE3-UW1NCW	3079	3240	3399	3723	4047	4371	4695	5019 5664
	One-Seat Plus Upholstered Arm Wingback, No Arm Cap, Wood leg								
	FAE3-UWB1NCW	3141	3304	3465	3790	4112	4437	4759	5084 5731
	One-Seat Wide Upholstered Arm Wingback, No Arm Cap, Wood leg								
	FAE3-UW1+NCW	3271	3459	3645	4017	4390	4762	5135	5507 6253
	One-Seat Wide Plus Upholstered Arm Wingback, No Arm Cap, Wood leg								
	FAE3-UWB1+NCW	3343	3530	3714	4087	4460	4831	5205	5578 6322
	Two-seat Upholstered Arm Wingback, No Arm Cap, Wood leg								
	FAE3-UW2NCW	3724	3920	4116	4508	4899	5292	5682	6074 6856
	Two-seat Plus Upholstered Arm Wingback, No Arm Cap, Wood leg								
	FAE3-UWB2NCW	3801	3997	4192	4584	4975	5367	5759	6149 6933
	Three-seat Upholstered Arm Wingback, No Arm Cap, Wood leg								
	FAE3-UW3NCW	4510	4782	5054	5597	6141	6685	7230	7772 8862
	Three-seat Plus Upholstered Arm Wingback, No Arm Cap, Wood leg								
	FAE3-UWB3NCW	4642	4915	5185	5730	6273	6818	7362	7905 8993

ORDERING NOTES: Faeron upholstered chairs can be specified with Solid Surface Arm Caps (SC) , or Wood Arm Caps (WC), replace “NC” in the model number with the **Arm Style** selection below and add the upcharge listed on **Page 58**. To specify the Metal Leg option below, replace “W” in the above model number with “S” for Silver Metallic or “N” for Brushed Nickel. See **page 98** for color selection.

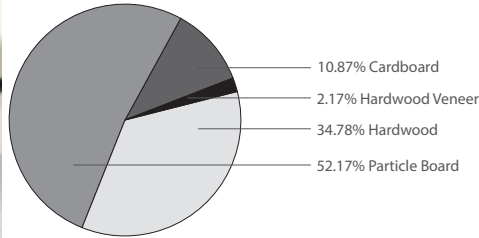
PRODUCT CODE KEY

Line	Series	Chair Type	Size		Arm Cap	Leg Type
<div>FAE</div> Faeron	<div>3-U</div> Upholstered Arm Lounge Seating	<div>W</div> Wingback	<div>1</div> One-Seat	<div>B1</div> One-Seat Plus	<div>NC</div> No Cap	<div>W</div> Beech Wood Leg
			<div>1+</div> One-Seat Wide	<div>B1+</div> One-Seat Wide Plus	<div>WC</div> Wood Arm Cap	<div>S</div> Silver Metallic
			<div>2</div> Two-Seat	<div>B2</div> Two-Seat Plus	<div>SC</div> Solid Surface Cap	<div>N</div> Brushed Nickel
			<div>3</div> Three-Seat	<div>B3</div> Three-Seat Plus		

FAERON WOOD | ENVIRONMENTAL SUMMARY

LEED CI CREDITS

MATERIAL CONTENT:



PRE-CONSUMER
RECYCLED CONTENT = 54.89%

POST-CONSUMER
RECYCLED CONTENT = 10.33%

Up to 10.87% of this Faeron product is recyclable at the end of its useful life.

CONTRIBUTES TO

CREDIT 2.1 - 2.2	Construction Waste Management	1-2 point(s)
CREDIT 3.3	Resource Reuse	1 point
CREDIT 4.1	Recycled Content	1 point
CREDIT 4.2	Recycled Content	1 point
CREDIT 4.5	Low Emitting Materials, Systems & Seating	1 point
CREDIT 5.1	Regional Materials*	1 point
CREDIT 7	Certified Wood (MUST BE REQUESTED)	1 point(s)

*This credit is only applicable if in total 20% of the combined value of the procurement of construction materials and in the furniture are manufactured within a radius of 500 miles. This credit will apply if the installation of the finished product occurs within 500 miles of Kitchener, Ontario.

level® CERTIFICATION, AIR EMISSIONS AND FSC® CERTIFICATION



level® CERTIFICATION

BIFMA's e3 Furniture Sustainability Standard is a voluntary, multi-attribute standard that measures the degree of sustainability of furniture. This standard evaluates product and company environmental attributes and compliance systems in a wide range of elements which include Materials, Energy & Atmosphere, Human & Ecosystem Health and Social Responsibility. Faeron products have earned level®, BIFMA's sustainability certification program for furniture, certification through third-party verification against the e3 standard.

AIR-EMISSIONS

All Faeron products are supplied with air-emissions certified. Contact customer service for information.



FSC®

In 2005, Krug received Forest Stewardship Council® (FSC®) Chain-of-Custody certification for our manufacturing facilities. The FSC® Chain-of-Custody tracks certified wood from seedling to final sale. It verifies that the material for our FSC® certified products only come from well-managed, FSC®-certified forests and other controlled sources. FSC® is dedicated to the promotion of responsible forest management worldwide helping to take care of forests for future generations. Faeron and other Krug products can be specified with FSC® Certification. Contact customer service for further information, pricing and lead times.



Architects, designers, and building professionals can specify FSC®-certified products in order to achieve a point from the U.S. Green Building Council's Leadership in Energy and Environmental Design (LEED) Rating System.

FAERON WOOD | LINKING TABLES FEATURES

WOOD SPECIES

Solid Beech frames, and edges.
Veneer tops.

STANDARD FINISHES

For a complete list of standard wood finishes,
please see **Page 97**. Faeron tables are avail-
able in 22 standard finishes.

LAMINATE AND POLYMER EDGE

Faeron tables are available in laminates with
with Polymer edge.
See **Page 97** for laminate information.

ORDERING NOTES:

Linking tables can be ordered in conjunction with any of the Krug Multiple Seating. Linking tables are connected to the Multiple Seating via U-Shaped brackets.

The design of the tables for Faeron Multiple Seating allows for any table to be very easily added or moved to a new position within the configuration - or completely replaced - after the product has been first installed. The attachment of the tables is designed so that they can be readily be taken out of the configuration without any defacing of the adjoining seat frames.

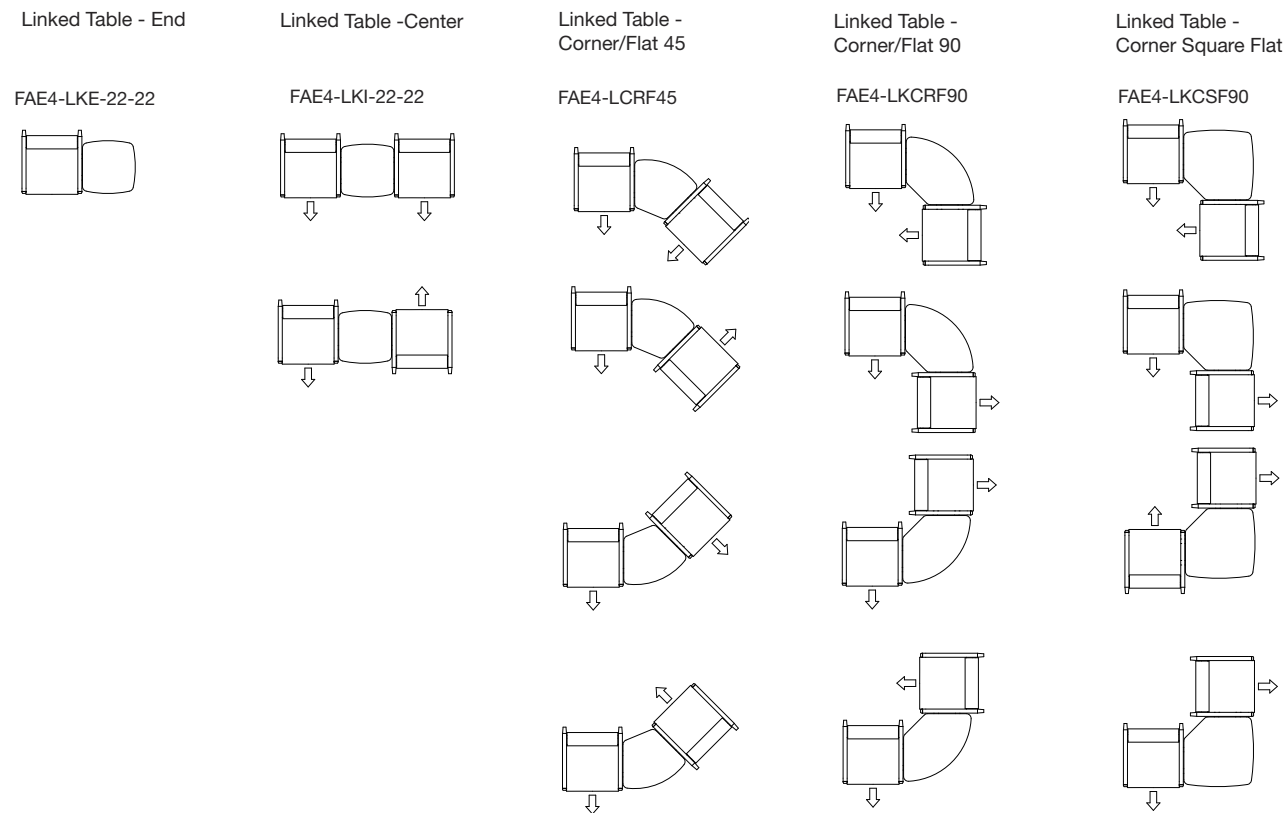
Linking Tables also feature a universal, non-handed design:

They can be moved to reverse position in almost any configuration, providing a high level of flexibility for reconfiguring.


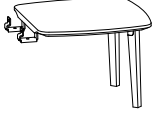


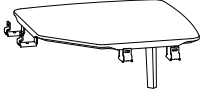
Please note Faeron Laminate Linking Tables are not available on *KrugExpress*.

Wood Tops with Wood Edges are available on *KrugExpress* but with a minimum order requirement of 5 tables per order.

A drawing showing the configuration of the multiple seating and tables is required with each purchase order.



FAERON WOOD | LINKING TABLES

DESCRIPTION/MODEL	Beech	Laminate with Polymer Edge	Solid Surface top Grade A - White	Solid Surface top Grade A - Color	Solid Surface top Grade B	Solid Surface top Grade C
 Center Square Table FAE4-LKI-22-22	645	448	768	809	893	954
 End Square Table FAE4-LKE-22-22	822	591	945	990	1082	1142
 Linking Curved Corner Table 45° FAE4-LKCRF45	716	470	943	993	1089	1158
 Linking Curved Corner Table 90° FAE4-LKCRF90	887	623	1116	1182	1315	1407
 Linking Square Corner Table 90° FAE4-LKCSF90	969	677	1229	1296	1432	1522

See [page 98](#) for color selection.

DIMENSIONS


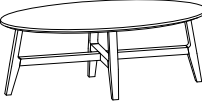

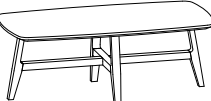
Model	Width	Depth	Height	Shipping Weight	Cubes
Center Square Table FAE4-LKI-22-22	22	22	-	23	1.5
End Square Table FAE4-LKE-22-22	22	22	16	34	1.5
Linking Curved Corner Table 45° FAE4-LKCRF45	28	24	16	27	2.2
Linking Curved Corner Table 90° FAE4-LKCRF90	38	24	16	32	2.2
Linking Square Corner Table 90° FAE4-LKCSF90	30	30	16	42	2.2

FAERON WOOD | FREE STANDING TABLES

WOOD SPECIES
Solid Beech frames, and edges.
Veneer tops.

STANDARD FINISHES
For a complete list of standard wood finishes,
please see **Page 97**. Faeron tables are
available in 22 standard finishes.

LAMINATE AND POLYMER EDGE
Faeron tables are available in laminates with
wood or laminates with Polymer edge.
See **Page 97** for color selection.

DESCRIPTION/MODEL		Beech	Laminate with Polymer Edge	Solid Surface top Grade A - White	Solid Surface top Grade A - Color	Solid Surface top Grade B	Solid Surface top Grade C
	Round Tables						
	FAE4-22D-21	1187	884	1746	1867	1972	2163
	FAE4-30D-16	1336	989	2030	2171	2361	2638
	FAE4-44D-16	2452	1791	3583	3833	4182	4681
	Elliptical						
	FAE4-E44-22-16	1527	1114	2247	2404	2618	2931
	Square Tables						
	FAE4-22-22-21	1174	873	1665	1781	1895	2087
	FAE4-30-30-16	1361	1010	2045	2189	2418	2731
	FAE4-44-44-16	2503	1827	3657	3913	4267	4778
	Rectangular Table						
	FAE4-44-22-16	1545	1128	2257	2416	2634	2949

DIMENSIONS

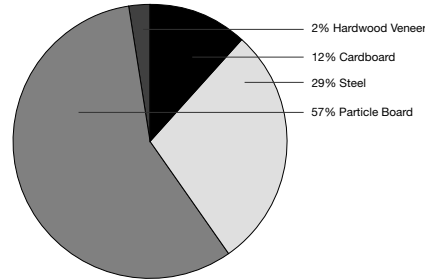
Model	Width	Depth	Height	Shipping Weight	Cubes
Round Tables					
FAE4-22D-21	22" Diameter		21	22	8
FAE4-30D-16	30" Diameter		16	35	11
FAE4-44D-16	40" Diameter		16	45	14
Elliptical					
FAE4-E44-22-16	44	22	16	65	21
Square Tables					
FAE4-22-22-21	22	22	21	34	8
FAE4-30-30-16	30	30	16	42	11
FAE4-44-44-16	44	44	16	47	12
Rectangular Table					
FAE4-44-22-16	44	22	16	55	12

FAERON METAL | ENVIRONMENTAL SUMMARY

LEED CI CREDITS



MATERIAL CONTENT:



PRE-CONSUMER
RECYCLED CONTENT = 67.26%

POST-CONSUMER
RECYCLED CONTENT = 17.02%

Up to 40.48% of this Faeron Metal product is recyclable at the end of its useful life.

CONTRIBUTES TO

CREDIT 2.1 - 2.2	Construction Waste Management	1-2 point(s)
CREDIT 3.3	Resource Reuse	1 point
CREDIT 4.1	Recycled Content	1 point
CREDIT 4.2	Recycled Content	1 point
CREDIT 4.5	Low Emitting Materials, Systems & Seating	1 point
CREDIT 5.1	Regional Materials*	1 point
CREDIT 7	Certified Wood (MUST BE REQUESTED)	1 point(s)

*This credit is only applicable if in total 20% of the combined value of the procurement of construction materials and in the furniture are manufactured within a radius of 500 miles. This credit will apply if the installation of the finished product occurs within 500 miles of Kitchener, Ontario.

level® CERTIFICATION, AIR EMISSIONS AND FSC® CERTIFICATION



level® CERTIFICATION

BIFMA's e3 Furniture Sustainability Standard is a voluntary, multi-attribute standard that measures the degree of sustainability of furniture. This standard evaluates product and company environmental attributes and compliance systems in a wide range of elements which include Materials, Energy & Atmosphere, Human & Ecosystem Health and Social Responsibility. Faeron products have earned level®, BIFMA's sustainability certification program for furniture, certification through third-party verification against the e3 standard.

AIR-EMISSIONS

All Faeron products are supplied with air-emissions certified. Contact customer service for information.



FSC®

In 2005, Krug received Forest Stewardship Council® (FSC®) Chain-of-Custody certification for our manufacturing facilities. The FSC® Chain-of-Custody tracks certified wood from seedling to final sale. It verifies that the material for our FSC® certified products only come from well-managed, FSC®-certified forests and other controlled sources. FSC® is dedicated to the promotion of responsible forest management worldwide helping to take care of forests for future generations. Faeron and other Krug products can be specified with FSC® Certification. Contact customer service for further information, pricing and lead times.



Architects, designers, and building professionals can specify FSC®-certified products in order to achieve a point from the U.S. Green Building Council's Leadership in Energy and Environmental Design (LEED) Rating System.

FAERON METAL | FREE STANDING TABLES

FRAME FINISH

Faeron Metal table frames are available in Krug Sliver Metallic or Brushed Nickel.

METAL FINISH OPTIONS

Silver Metallic frames are available with an anti-microbial finish for an upcharge of \$61 list per arm frame pair or table. Additional Frame Finishes, which include anti-microbial finish, are available for an upcharge of \$61 list per


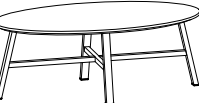

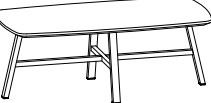
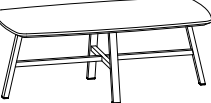
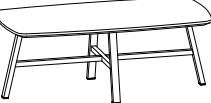
per arm frame pair or table. Available colors are: White, Parchment, Sand, Taupe, Warm Grey, Cool Grey or Black. For all metal finishes other than Silver Metallic Standard, there is a minimum order quantity of 30 units per color. Upcharges for order quantities less than 30 units per color or custom metal finishes, please contact Customer Service to obtain a quote.

STANDARD FINISHES

For a complete list of standard wood finishes, please see [Page 97](#). Faeron tables are available in 22 standard finishes.

LAMINATE AND POLYMER EDGE


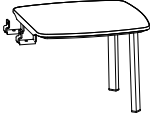


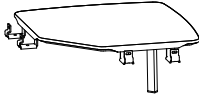
Faeron tables are available in laminates with wood or laminates with Polymer edge. See [Page 97](#) for color selection.

DESCRIPTION/MODEL	Beech	Laminate with Polymer Edge	Solid Surface top Grade A - White	Solid Surface top Grade A - Color	Solid Surface top Grade B	Solid Surface top Grade C
	Round Tables, Silver Metallic Frame					
	FAE4-M22D-21S	1079	772	1635	1758	1863
	FAE4-M30D-16S	1165	819	1860	2000	2189
	FAE4-M44D-16S	2193	1533	3324	3575	3921
	Round Tables, Brushed Nickel Frame					
	FAE4-M22D-21N	1233	928	1790	1912	2017
	FAE4-M30D-16N	1320	973	2013	2156	2344
	FAE4-M44D-16N	2533	1872	3663	3915	4260
	Elliptical, Silver Metallic Frame					
	FAE4-ME44-22-16S	1309	895	2029	2186	2400
	Elliptical, Brushed Nickel Frame					
	FAE4-ME44-22-16N	1617	1205	2336	2492	2709
	Square Tables, Silver Metallic Frame					
	FAE4-M22-22-21S	1065	765	1557	1672	1783
	FAE4-M30-30-16S	1190	840	1874	2019	2247
	FAE4-M44-44-16S	2244	1567	3396	3654	4007
	Square Tables, Brushed Nickel Frame					
	FAE4-M22-22-21N	1221	917	1710	1827	1939
	FAE4-M30-30-16N	1345	993	2030	2173	2402
	FAE4-M44-44-16N	2584	1908	3736	3993	4347
	Rectangular Table, Silver Metallic Frame					
	FAE4-M44-22-16S	1327	910	2039	2197	2415
	Rectangular Table, Brushed Nickel Frame					
	FAE4-M44-22-16N	1635	1219	2346	2505	2723

DIMENSIONS

Model	Width	Depth	Height	Shipping Weight	Cubes
Round Tables					
FAE4-M22D-21	22" Diameter		21	30	8
FAE4-M30D-16	30" Diameter		16	42	11
FAE4-M44D-16	44" Diameter		16	72	21
Elliptical					
FAE4-ME44-22-16	44	22	16	42	12
Square Tables					
FAE4-M22-22-21	22	22	21	32	8
FAE4-M30-30-16	30	30	16	47	11
FAE4-M44-44-16	44	44	16	83	21
Rectangular Table					
FAE4-M44-22-16	44	22	16	47	12

FAERON METAL | LINKING TABLES

DESCRIPTION/MODEL	Beech	Laminate with Polymer Edge	Solid Surface top Grade A - White	Solid Surface top Grade A - Color	Solid Surface top Grade B	Solid Surface top Grade C
 Center Square Table FAE4-LKI-22-22	644	447	767	809	893	952
 End Square Table, Silver Metallic Frame FAE4-MLKE-22-22S	767	535	890	936	1025	1086
End Square Table, Brushed Nickel Frame FAE4-MLKE-22-22N	809	577	932	978	1066	1129
 Linking Curved Corner Table 45° FAE4-LKCRF45	716	470	943	993	1089	1157
 Linking Curved Corner Table 90° FAE4-LKCRF90	887	623	1115	1182	1314	1404
 Linking Square Corner Table 90°, Silver Metallic Frame FAE4-MLKCSF90S	940	647	1199	1267	1401	1494
Linking Square Corner Table 90°, Brushed Nickel Frame FAE4-MLKCSF90N	1174	670	1222	1290	1423	1515

See **Page 97** for color selection.

DIMENSIONS

Model	Width	Depth	Height	Shipping Weight	Cubes
Center Square Table FAE4-LKI-22-22	22	22	-	23	1.5
End Square Table FAE4-MLKE-22-22	22	22	16	39	1.5
Linking Curved Corner Table 45° FAE4-LKCRF45	28	24	16	27	2.2
Linking Curved Corner Table 90° FAE4-LKCRF90	38	24	16	32	2.2
Linking Square Corner Table 90° FAE4-MLKCSF90	30	30	16	45	2.2

GENERAL INFORMATION

Terms and Conditions

Net 30 days on approved credit. A late payment charge of 1% per month will be applied on overdue invoices. This charge will be pro-rated to the number of days past 30 days that the invoice is overdue. All applicable sales taxes are extra. Distribution of this price list does not in itself constitute an offer to sell. Orders can be received only from authorized Krug dealers. Acceptance of any order and terms of sale may be established at the discretion of Krug. Deposits are required on orders received from new accounts as well as on large or special orders. Krug reserves the right to discontinue designs, or to change designs, construction, prices, or materials without notice.

Contact Information

Phone: 1.888.578.KRUG (5784) | Fax: 1.519.748.5177

Purchase Order Fax: 1.888.236.4783

Purchase Order E-mail: orders@krug.ca

Web: www.krug.ca E-mail: solutions@krug.ca

Customer Service Hours

Please note customer service hours are:

8:30 am to 5:00 pm est

Customer Satisfaction

It is the primary goal of Krug and our staff to ensure the complete satisfaction of our customers with our products and performance. If a problem arises with a Krug product after the expiration of the limited warranty period, Krug will exercise its best efforts to achieve the satisfaction of the customer in a manner that is fair to all concerned.

Order Acknowledgments

Each order will be acknowledged via e-mail or fax. This acknowledgment is the final agreement between Krug and the customer, superseding all previous communications regarding the purchase order. Where there is a discrepancy on a purchase order between a product code and a description, Krug will make every effort to resolve the discrepancy, but will be ruled by the product code ordered. Please check all acknowledgments for accuracy, and advise Krug of any discrepancies with a purchase order.

Order Cancellation

Krug reserves the right to not accept or allow cancellation of orders. All products are manufactured on a custom-made, make-to-order basis, and the purchasing, engineering and production of orders begins shortly after order placement - and the customer purchase order is a contract that authorizes Krug to manufacture the products. Acceptance of order cancellation (or partial cancellation) is solely at the discretion of Krug, and is dependent on the extent to which engineering, purchasing and manufacturing has been initiated by the time cancellation is requested. No order cancellations (partial or otherwise) are allowable more than 4 weeks from date of order placement (as order production is unable to be terminated by that point), and full payment of the acknowledged order value is required for any orders cancelled after 4 weeks. Cancellations may be allowable in less than 4 weeks after order placement, depending on the extent to which manufacturing has been initiated. An acceptance of order cancellation requires that the purchaser agrees to make payment for all costs incurred to the point of acceptance of cancellation. Cancellation charges include all costs for purchase of dedicated material and components, engineering costs for non-standard products, and all costs for manufacturing completed to that point, as well as a \$367 net charge for processing of the original order and for processing of cancellation invoicing.

Pricing

Krug endeavors to ensure that all prices in this price list reflect accurately our current prices. However, errors do occur and will be rectified through notices to the field. Krug reserves the right to acknowledge pricing that may be different from the price list.

Storage Charges

Krug reserves the right to assess a nominal storage charge if a customer does not accept shipment of an order within a week of the ship date.

Warranty

Krug warrants the construction and the finish of all our products to be free from defects in materials and workmanship for the lifetime of their use. This warranty is applicable to products in use by their original purchaser. This warranty does not apply to components not manufactured by Krug including textiles, which are subject to the specific warranties of those manufacturers, if any. Textiles (fabric, leather, vinyl, or any other covering material) suppliers do not guarantee their products for durability and color fastness, and nor does Krug. Casters, mechanical and electrical components have a warranty of five years from the date of purchase. The Krug warranty does not apply to COM-specified materials, damage caused by a carrier other than Krug, or variation in wood finishes due to natural wood color variation. Krug cannot be held responsible for variations in fabric dye lots from order to order. All fabric is carefully inspected when it is received, but a degree of variation in color should be expected. Repairs or replacement of any defect covered under this warranty by Krug will be made, at our option and method, at no charge to the original purchaser during the warranty period. Krug's judgement is final and binding with respect to the nature or cause of defects or damage, and the necessity or manner of repair or replacement.

This warranty does not apply to defects or damage resulting from:

- normal wear and tear occurring with the use of the product
- negligence, misuse, excessive use, alteration, improper cleaning or repair
- substitution or use of incorrect or unauthorized components or material
- handling or installation that is incorrect, or that causes damage or defect
- damage incurred by a freight carrier other than Krug
- wearing of finishes and fabrics, and normal variations in materials (including dye lot variations)
- properties of natural materials, including wood and leather
- exposure to environments with uncontrolled temperature and humidity (products must be transported, stored and used in climate-controlled conditions)

Note, specific warranties for components and materials not manufactured by Krug:

Jordan Sleepers Heavy-Duty Mechanism, made with heavy gauge steel and minimal moving parts - is backed by a 5-year warranty on the mechanism itself, in addition to the lifetime warranty on the rest of the product. If it does become damaged or degraded, the mechanism can be field-replaced.

Juno and Trevisa Overbed Tables have a 2-year warranty.

Blanket Wrapping

Krug will blanket wrap larger seating orders at customer's request. Please indicate on your purchase order and contact Customer Service.

Export Packaging

Krug is pleased to provide the option for export packaging on all our products, to provide additional protection from damage. For shipments overseas, a quote for export packaging can be provided, based on the products to be ordered and the delivery destination - please contact Customer Service or Bids & Specification Support for more information and a quotation. KRUG is not responsible for shipment damage occurring on overseas shipments

Export Packaging is STRONGLY RECOMMENDED for:

- (A) all shipments outside of the lower 48 states and Canada.
- (B) all shipments that will be held in storage for an extended period prior to installation.

Important: Please note that Krug will not be responsible for damage claims on product shipped or stored in the above conditions but where export packaging has not been utilized.

Dimensions

Dimensions are in inches and approximate, and subject to change without notice. Contact Customer Service if dimensions are critical.

GENERAL INFORMATION

Freight Terms and Conditions

1. All product is shipped FOB the Krug factory. Freight is either pre-paid to the destination or not pre-paid, depending on established customer specific freight terms.

2. Docks at the selected delivery location must be equipped to handle a 53' trailer. If a dock is inadequate for delivery by Krug, Krug will re-deliver to another local location and any additional costs will be charged to the customer.

3. For all deliveries, it is understood that Krug or its agent is making a dock delivery only (equipped to handle a 53' trailer), and any further work of truck unloading, delivery beyond the dock, installation, and removal of packaging is not authorized or paid for by Krug.

4. Drop shipments to the installation site, and timed deliveries, are available on larger shipments (full truckloads or slightly less) at no additional charge. Drop shipments or timed deliveries for smaller shipments may not be available, or if available will require a surcharge. Deliveries on an after hours basis, or on weekends, or any other special requirements, may be subject to a surcharge. Location and contact information, and the requested time of delivery, is required at least one week prior to the acknowledged shipment date. If this information is not provided one week in advance, or if the location or time of the drop shipment is changed less than one week in advance, a surcharge may be applied, and/or the drop shipment may not be scheduled. For deliveries requested Monday to Thursday after 5:00 pm, please apply a surcharge of \$262/shipment. For deliveries requested Monday to Friday before 7:00 am, please apply a surcharge of \$262/shipment. For deliveries requested Friday (after 3:00 pm) or weekends, please apply a surcharge of \$525/shipment. (local times).

5. For all deliveries - whether to the Customer location or drop shipment - any circumstances that result in the delay of our carrier (including unsuitable receiving facilities, or facilities not open or available), service charges will be applied at the rate of \$78/hour. Where re-delivery is necessary because of these circumstances, the full cost of re-delivery will be charged. If Less Than Truck Load is delivering, one hour is allocated to unload. Any additional time required to unload after the first hour is \$78/hour. If a Truck Load is delivering the order, three hours is allocated to unload. Any additional time required to unload is \$78/hour. Direct deliveries to site for large orders are possible, (must exceed \$60,000 net), and accommodate 48 - 53' trailers. Krug is responsible for delivery to the approved delivery address. If an address change is required, this must be authorized by Krug 5 business days prior to ship date. Any additional delivery costs incurred after this time will be charged to the customer.

Product Strength and Durability Testing

All Krug products have been thoroughly tested, and exceed the testing requirements of ANSI/BIFMA seating standard. Specific test results and documentation are available on request.



Installation Support

For assistance please contact Technical Support at 1-888-578-5784 x216 or e-mail installationhelp@krug.ca and you will be directed to the appropriate installation support person.

Damaged Shipments

All Krug product is well engineered, carefully inspected, and expertly loaded onto our trucks at our Distribution Center. If you receive any damaged freight, we ask that you do not refuse the shipment. Krug is not responsible for damage to goods that occurs in transit or

storage. It is the purchaser and/or receiver's responsibility to examine the goods upon receipt and to notify Krug of any damages, overages or shortages. Any discrepancies should be noted on the Bill of Lading. The delivering carrier will not accept responsibility for shortages or damages if signed "clear". Notification of concealed damage claims must be made to Krug Distribution within 5 days of delivery, along with digital pictures if available. All product and packaging must be available for inspection. Krug liability ceases after 5 business days and Krug will not be responsible for concealed damages if shipments are left unopened. Krug is not responsible for the condition of product that is stored or installed in an environment where temperature and humidity are not controlled.

Field Product Report Authorization

Krug's written authorization, in the form of an FPR number, must be obtained prior to incurring charges of any kind if Krug is expected to pay these charges. This includes authorization for returns, field repairs and replacements, post field repairs, installation and delivery charges. Krug reserves the right to have its representative inspect product related to any request for such authorizations, prior to that authorization being provided. Deductions from invoices paid for any charges to Krug, without prior written authorization in the form of an FPR, will not be accepted. Digital photographs may be required to complete the FPR process.

Returns

No merchandise may be returned without Krug's prior written consent. In the event of an authorized return, a Field Product Report (FPR) number will be issued, and a restocking charge will apply. Return transportation charges must be prepaid. Unauthorized returns will not be accepted and will be returned freight collect. All merchandise being returned must be properly packaged in its original or comparable replacement packaging to ensure protection of the product during handling and transportation. Returns on orders duplicated by the customer must be received in their original packaging to be accepted. Product being returned where Krug has authorized its liability for replacement or repair will be thoroughly inspected on its return, and the results compared to the reason for the return stated on the FPR. Any discrepancies, such as additional damage, signs of usage, missing parts, etc., will result in an adjustment to the amount of credit issued.

Custom Capabilities

Over 15% of our orders involve some type of custom work, and we invite our customers to make use of our extensive capabilities.

These include:

- 1) Dimensional customization of standard size products
- 2) Custom finishes
- 3) For larger orders, completely custom-designed products, as well as non-standard wood species can be specified.

Custom orders may require additional production lead times. Contact Engineering at the e-mail address engquotes@krug.ca.

Care and Maintenance Leather

Leather is a natural product and requires very little care during use. Most stains can be removed with a clean dry cloth. For stubborn spots and stains, use a mild non-detergent cleaner, rinse well and let air dry naturally. Do not use saddle soap, cleaning solvents, furniture polish, oils, varnish, abrasive cleaners, soaps or ammonia waters.

Fabric Upholstery

Professional upholstery cleaning is recommended.

Flammability Standards for Krug Textiles - Upholstery Program


- Passes State of California Technical Bulletin CAL 117-2013

KRUG TEXTILES - UPHOLSTERY FABRICS

Krug Textiles - Stocked Fabric Program

Grade 1

ARLO



308 MIDNIGHT



306 PETROL



908 CHARCOAL



93 SEAL



601 PEARL



84 NUTMEG



62 OATMEAL



90 LIMESTONE

FRANKLIN




47 CAMEL



3009 MIDNIGHT



67 FAWN



97 CINDER



94 METAL



909 BLACK



9004 CHARCOAL




308 PETROL



108 ORCHID

COMRADE



309 MIDNIGHT



84 TEAK



63 LINEN



24 ALPINE



905 IRON



601 SNOW



57 MARIGOLD



31 DUCK EGG

FELICITY



601 IVORY



305 SKY



603 TAUPE



93 COAL



405 HENNA



64 PUTTY



62 FAWN



36 BLUEBERRY

Krug Textiles - Stocked Fabric Program

Grade 2

GRADY



25 CAPER




31 SKY




604 FLAX



901 CHAR



93 GRAY



34 SLATE



84 TEAK



98 NICKLE


YATES




84 BIRCH




44 CLAY



87 TAUPE



25 JUNIPER



305 INDIGO



109 CRANBERRY



803 TOAST



92 ZINC



91 SILVER



908 CHARCOAL

MCCOY



608 TUNDRA



601 CREME



908 CHARCOAL



62 COPPER



108 CORDOVAN



32 ROBIN'S EGG



94 MERCURY



84 BARK

ORIS




908 DOMINO




604 BARK



601 CREAM



306 DELFT




902 ZINC



305 MIDNIGHT



64 PUTTY




205 CHARTREUSE

KRUG TEXTILES - UPHOLSTERY FABRICS


Krug Textiles - Stocked Fabric Program

Grade 3


MORITZ



205 SPEARMINT




61 OYSTER




306 CADET



104 MULBERRY



31 AEGEAN



9008 CHARCOAL




82 CLAY



304 CAPRI

LORENZO



306 INDIGO



24 ALPINE



64 LINEN



91 FLANNEL



32 MIST



601 CREAM



106 HENNA



604 STUCCO

BISCOTTI



302 CAPRI



45 SPICE



61 DESERT



91 GRANITE

INTRIGUE



601 OYSTER



27 OLIVE



4003 OCHRE



908 CHARCOAL



3009 MIDNIGHT



805 PECAN



608 STUCCO



605 STRAW

Krug Textiles - Faux Leather Program - Grade 2



Krug Textiles - Leather Program - Grade 8

Please contact Customer Service for specific information on leathers, available colors and lead times.



Krug Textiles - Cut fabric NET price per yard

Grade 1	\$21
Grade 2	\$33
Grade 3	\$44

LATEX FREE

Krug products are made with latex-free materials to prevent the allergic reaction that latex causes in some people.

CUSTOMER’S OWN MATERIAL - C.O.M.

Customer’s Own Material (COM/COL)

COM/COL must be received three weeks prior to the acknowledged ship date. Orders with COM/COL not received by the required deadline will be delayed. A description of the upholstery cover, including supplier name, pattern name, upholstery cover name and color number must be included with the purchase order.


COM/COL testing requires 3 business days and samples are to be directed to Customer Service. The customer has the option of providing the sample COM/COL before, at time of order, or once the sample COM/COL is received. If the customer does not send a sample for approval in advance of sending actual material, Krug will not be responsible for the cost of any upholstery cover or other material that it determines to be unsuitable for the product or our process.

When the COM/COL upholstery cover is received at Krug, it must be clearly identified with the upholstery cover name and color, and tagged with name of the Krug customer and purchase order number. Krug will inspect all COM/COL upholstery covers when received to determine if it will be suitable for upholstery. Where Krug feels that the upholstery cover or leather specified will compromise the quality or integrity of our products, customers will be contacted to direct these concerns. Further, Krug reserves the right to refuse to accept and use any COM upholstery covers or leathers that will compromise our products in any way that is unacceptable to Krug. Krug cannot assume responsibility for the durability or tailoring quality of customer’s own material.

Yardage specified in this price guide is approximate. In the case of multiple product orders, multiply the number of items by the COM yardage specified to determine upholstery cover required, unless otherwise indicated. Additional yardage may be needed if the material is less than 54” wide, or patterned or striped and requires matching. All COMs are cut “up the roll” unless otherwise stated by the customer. All striped upholstery covers will be applied vertically unless otherwise stated by the customer and after approval by Krug. Krug will not be responsible for directional or positional problems with its application of COM material, unless it has been provided with explicit instructions by the customer. Special instructions should be sent to Krug Customer Service, including a sample (or photocopy) of the upholstery cover. Krug is not responsible for instructions sent with the upholstery cover rolls, or for the method of upholstery if no instructions have been provided. Price increases and freight charges to COM/COL acquired on the customer’s behalf will be passed onto the customer.

Application of Directional Upholstery cover

Some COM upholstery covers will be considered directional by Krug even though they are not considered directional by the supplier. All COMs are automatically cut “up the roll” unless otherwise stated by the customer (please see below).



COM/COL Shipping Procedures

For seating COM/COL upholstery covers, please send upholstery covers to:
Krug Inc.
111 Ahrens Street
Kitchener, Ontario
Canada N2H 4C2
Attention: RECEIVER

COM/COL orders cannot be scheduled into production until the upholstery cover has arrived and inspection is complete.

All packages must be clearly marked
“For Customs Clearance by Willson International Custom Brokers”.

According to the North American Free Trade Agreement (NAFTA), goods shipped between the United States and Canada can qualify for exemption from all duties, or for a reduction in duties, if the goods can be proven to originate in either the United States, Canada or Mexico.

Canada Customs requires that a NAFTA Certificate of Origin and a Commercial Invoice be completed and sent with the upholstery cover shipment. The Commercial Invoice must clearly state the description of the upholstery cover, the selling price, the make-up or content, and the purchaser. The absence of these two documents will delay the shipments at the U.S./Canada border, thereby potentially delaying the customer order. If the total value of the shipment is less than \$1200 U.S., Customs will accept a Low Value Statement of Origin in place of the NAFTA Certificate of Origin. The Low Value Statement must be signed by a representative of the exporting company. This statement may either be included on the commercial invoice or attached to the invoice. Krug is happy to answer any questions or concerns about COM/COL shipping procedures and the required documents.

CAL 133 & Moisture Barrier

California Technical Bulletin 133 is a flammability test for seating. Krug offers a compliance method which, in combination with non-flammable upholstery covers, may enable the products to meet certification requirements for this test. This process at the same time also provides the products with a Moisture Barrier - a treatment that helps to prevent the passage of liquids and moisture to inside of upholstered components - thereby conferring sanitary and anti-infection benefits. So when CAL 133 is specified, the product also automatically has a Moisture Barrier, and when a Moisture Barrier is specified, the product also features the compliance method and low flammability features of CAL 133.

The application of this upcharge and the compliance method does not mean that the specific configuration of product and upholstery cover are tested and officially certified as being CAL 133 compliant. If official certification is required, Krug will provide this (through an independent certified testing laboratory) at a charge of \$874 per item, plus the cost of the product to be tested. Lead time for certification testing is typically 4-8 weeks. Krug assumes no responsibility for the testing of our products in combination with upholstery covers, or for the results of any testing conducted. Some specific configurations of product and upholstery have already been tested. Please contact Customer Service for additional information.

C.O.L. Yardage

To calculate C.O.L. yardage required, please use the following conversions based on COM yardage: Leather must be ordered in square footage.
- 17 square feet in a yard
- Approx. 3 yards in a hide
- Approx. 51 square feet in a hide
- Please use grade 3 pricing for COL

Upholstery Cover Yardage Calculation

To calculate yardage required for COM and other non-standard upholstery cover orders, please contact Krug Customer Service at 1.888.578.5784. Unless otherwise stated, upholstery cover rolls are assumed to be a minimum 54” wide. Please use the guide below to calculate the percentage of extra upholstery cover required to cover large repeats. The repeat is calculated by adding both the vertical and horizontal measurements together and then referring to the chart below for extra yardage required.

		2”-14”	15”-19”	20”-27”	28”-36”
FABRIC	Plain	Repeat	Repeat	Repeat	Repeat
54	0%	10%	15%	20%	25%
53-50	16%	20%	25%	30%	35%
48	16%	25%	30%	35%	40%
45	40%	50%	55%	60%	65%
36	50%	60%	65%	70%	75%

GRADED-IN UPHOLSTERY PROGRAMS

Krug has partnered with several textile brands to grade in their offerings, designed to provide a wide range of upholstery selections for our seating products.

Upholstery pricing and availability is subject to change without notice. We grade this upholstery according to the pricing of the fabric suppliers - when their pricing changes, the Krug grade may change.

When placing an order, a Krug customer must specify the complete upholstery number, along with the appropriate Krug model number and finish. Krug will supply the complete product at the prices listed. Orders specifying graded-in upholstery cannot be cancelled once the upholstery has been ordered.

Upholstery Grades

To determine the price of a product for graded-in upholstery, use the reference lists located on Krug's website under - Products - Textiles, to view the upholstery grade (1-9). Krug is not responsible for the discontinuation of this upholstery. Please contact Customer Service for information on upholstery not listed.

When two upholstery selections are specified for use on seating, the higher grade upholstery price will apply to the order.

High Performance upholstery; Polyurethane, Vinyl or Crypton, is particularly suitable for healthcare and other intensive-use environments.

Upholstery Samples

If you require additional samples or memos for presentation, please contact fabric supplier directly.

Flammability Standards

- Tunnel Test Surface Ratings Class A rating
- Class 1 UFAC
- Passes State of California Technical Bulletin 117-Section E

Please contact fabric supplier directly for further flammability information pertaining to specific upholstery.

Special Conditions

Acknowledgments will give the estimated delivery date of the finished product. Some upholstery is imported, and availability may affect estimated delivery time. For large projects, please contact fabric supplier directly for availability of yardage.

KRUGEXPRESS PROGRAM

PROGRAM DETAILS

KrugExpress orders are ready to ship by the date acknowledged. Delivery and shipping schedules may result in actual shipping of orders at a later date. Statutory holidays and scheduled factory vacations may add to acknowledged lead times of *KrugExpress* orders. Unless otherwise specified on the order, the customer's standard method of shipping Krug products will be utilized.

Available factory capacity for *KrugExpress* is filled by orders received on a "first come, first serve" basis. If the normal *KrugExpress* lead time is not available for your order because available capacity has been filled, you will be immediately advised of the earliest available ready-to-ship date. Please consult your Customer Service representative in advance if you wish to confirm the specific lead time availability for a *KrugExpress* order.

Orders must be received by midnight of a given day for that day to be considered the official day the order is received. Order lead times are acknowledged from the date the order is received, but not including the date the order is received.

KrugExpress orders must be "clean" when received in order to be considered officially received on a given day, and lead times will be acknowledged from the date orders are determined to be "clean". Changes to *KrugExpress* orders are not allowed under any circumstances.

Orders for product on *KrugExpress* must clearly state: "*KrugExpress*".

COM and graded-in upholstery is available on Krug Express. Orders are scheduled on Krug Express, and given the best available date, when the upholstery is received at Krug. Some conditions apply.

SEATING PROGRAM

Orders for seating products on the *KrugExpress* program may be subject to quantity maximums. Please contact Krug Customer Service for more information.

Quantity maximums are dependent upon available capacity, in order to insure that we ship all orders on time.

Please note that the CAL 133 option is not available on *KrugExpress*.

FAERON | FINISHES

WOOD FINISHES

Standard wood finishes are:

Finishes on Beech

- Appalachian Cherry
- American Cherry
- Imperial Cherry
- Light Cherry
- Medium Cherry
- Natural Cherry
- Sable Cherry
- Standard Cherry
- Light Oak
- Harvest Oak
- Mahogany
- Mellow Oak
- Espresso
- Cordovan Walnut
- Natural Walnut
- Regular Walnut
- SilverGrey on Walnut
- Dark Walnut
- Clear Beech
- Medium Anigre

PALETTE

- Palette finishes available for applicable products.
- Black
 - White
 - Soft Green
 - Steel Blue
 - Slate

NATURAL CHARACTERISTICS OF WOOD

Wood is a natural product with inherent color variations that will never be fully mitigated by the finishing process. Please anticipate variation in colors within a single unit, from piece to piece, and from Krug wood finish samples. If a very close match is required, a sample must be provided with the order and an upcharge will apply. Exact color matches are not possible.

Custom Wood Finishes

Add 10% list to your order for special finishes, minimum upcharge is \$525 list per finish per order. (For example, on all orders up to \$5250 list, an upcharge of \$525 will apply, on orders \$5000 and up add 10% list to your order.)

Special finish upcharges on seating products are calculated on a grade 1 value. For orders with special finishes, a sample that is a minimum 3” by 3” must be received with the order. Special finishes may add additional lead time to production schedules. Since wood is a natural product, some variations in grain, color and stain acceptance will occur. In our finishing processes, we try to minimize variations, but some variation between samples and finished goods should be anticipated.

Dual Finishes

Add 10% list per item if specifying dual finish.

Standard Wood Finishes

No upcharge will be applied when specifying a finish available as standard on one species onto maple seating and occasional tables. Clear finishes are not available on other species since they are a clear finish on top of the natural veneer color.

WOOD FINISHES TO MATCH STANDARD LAMINATES

- Willow on Beech
- Copper on Beech
- Shiraz Cherry on Beech
- Park Avenue Walnut on Beech
- Chocolate on Beech
- Nutmeg on Beech
- Portobello on Beech
- Ash on Beech
- Dune on Maple

LAMINATES

Krug’s in-stock Laminates are available in 17 different laminate selections. Please note that 4 of the colors (Gingerbread, Portobello, Ash and Willow) have textured finishes and may not be appropriate for use in patient areas due to infection control concerns. Minimum order quantities and extended lead times may apply for exotic laminate colors, please check with customer service. Polymer Edge will be selected to match the worksurface. Krug’s previous laminate in-stock program will be phased out as in-stock supply depletes. Please contact customer service for availability.

IN-STOCK LAMINATES

Wood Grain Laminates	High Pressure Laminate Supplier	Textured Wood Grain Laminates	High Pressure Laminate Supplier
Champagne	Tafisa T492CR	Gingerbread	Tafisa T556UR
Hardrock Maple	Formica 86992-58	Portobello	Tafisa T557UR
Dune	Tafisa T491CR	Ash	Tafisa T535AT
Copper	Tafisa T521CR	Willow	Tafisa T543AT
Shiraz Cherry	Tafisa T472CR	Solid Laminates	
Park Avenue Walnut	Wilsonart 7984-38	Designer White	Wilsonart D354-60
Chocolate	Tafisa T498CR	Platinum	Tafisa T202CR
Nutmeg	Tafisa T477CR	Earth	Tafisa T767CR
Dark Walnut	Tafisa T469CR	Charcoal	Tafisa T228CR

PHASE OUT LAMINATES

Almond - Black- Shadows - Edgewood Sycamore - Gunstock Walnut

Non-Stocked Laminates

For specific lead time and application questions, please contact Krug Customer Service for your requirement. Upcharges will be applicable for non-stocked laminates, depending on their cost. Non-stock laminates may require a minimum order quantity, please contact customer service. Stocked polymer edges only can be specified for use with non-stocked laminates or tops will be self-edged.

METAL FINISHES



Silver Metallic



Brushed Nickel

URETHANE COLOR OPTIONS



Taupe



Grey




Black


SOLID SURFACE PROGRAM

The Solid Surface option provides an enhanced durability, protection and cleanability. It is available in 8 standard colors and is replaceable if it becomes damaged or degraded. See individual products for list upcharge chart.

GROUP GRADE A - WHITE




Glacier White



Cameo White

GROUP GRADE A - COLOR



Bisque

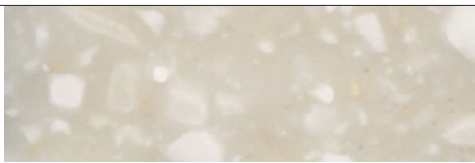


Linen

GROUP GRADE B



Antarctica

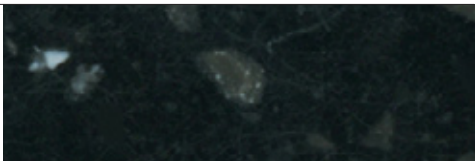


Savannah

GROUP GRADE C



Dove



Deep Night Sky



FSC
www.fsc.org
FSC® C021699

The mark of responsible forestry



All products are air emissions certified and are available as FSC® certified

krug

solutions@krug.ca | www.krug.ca | 1.888.578.KRUG