

## FAERON

Price and Specification Guide

GSA

GS-03F-084DA



## TERMS &amp; CONDITIONS | INFORMATION FOR ORDERING ACTIVITIES

**General Services Administration  
Federal Supply Schedule**

FSC Groups 7110, 7125  
 Subcategory: Furniture  
 CONTRACT NUMBER: GS-03F-084DA  
 CONTRACT PERIOD: April 1, 2016 through March 31, 2026  
 CONTRACTOR/ ADMINISTRATOR: Mira Jaksic-Husic  
 Krug Inc.  
 421 Manitou Drive  
 Kitchener, Ontario, Canada  
 Tel: 1-800-265-2796  
 Fax: 1-800-265-2798

**1. List of Special Item Numbers on Contract**

33721P Packaged Office Furniture w Ancillary Installation Services  
 33721 Office Furniture w Ancillary Installation Services  
 339113H Healthcare Furniture w Ancillary Installation Services  
 OLM Order Level Materials

<b>2. SPECIAL ITEM NUMBER</b>	<b>MAXIMUM ORDER</b>
33721P	\$5,000,000
33721	\$250,000
339113H	\$500,000
OLM	\$250,000

<b>3. SPECIAL ITEM NUMBER</b>	<b>MINIMUM ORDER</b>
33721P	\$100.00
33721	\$100.00
339113H	\$100.00
OLM	NA

**4. Geographic Coverage**

48 contiguous States and Washington, DC

**5. Point of Production**

Krug Inc.  
 421 Manitou Drive  
 Kitchener, Ontario, CANADA  
 N2C 15L

**6. Discount from List Prices**

33721P Package Office Furniture Krug Product Discounts As Below  
 GSA Teaming Partner Products at their  
 Approved GSA Discount Terms. Krug  
 Installation Charge 12.75% of Net Order  
 (Max.). No Charge for Project Mgt Services.

33721 Office Furniture	
Executive Office Furniture	56.6%
Executive Conference Furniture	56.6%
Tables and Accessories	56.6%
Fully Upholstered Lounge Furniture	56.6%
Multiple Seating	56.6%
Multi-Purpose Seating	56.6%
Stacking Chairs	56.6%
Installation Ancillary to these products	12.75% Charge of Net Order (Max.)

339113H Healthcare Furniture	
Hospital Patient Room Furniture	56.6%
Hospital Geriatric Chairs & Lounge Seating	56.6%
Patient Service Systems	56.6%
Installation Ancillary to these products	12.75% Charge of Net Order (Max.)

**7. Quantity Discounts (off Net pricing)**

Multiple Seating, Multipurpose Seating, Stacking  
 Chairs

25,001 – 50,000	1%
50,001 – 100,000	2%
100,001 – 150,000	3%
150,001 – 250,000	4%

Lounge Seating, Tables & Accessories

25,000 – 50,000	1%
50,001 – 75,000	2%
75,001 – 100,000	3%
100,001 – 180,000	4%
180,001 – 200,000	5%
200,001 – 250,000	6%

Hosp/Geriatric Chairs and Lounge, Patient Room  
 Furniture, Patient Service Systems

\$100,000 - \$200,000	1%
\$200,000.01 - \$300,000	1.5%
\$300,000.01 - \$400,000	2%
\$400,000.01 - \$500,000	2.5%

Quantity Discounts for Executive Office and  
 Executive Conference are no longer applicable  
 based on the MAS Consolidation revisions to  
 Maximum Order Limits.

**8. Prompt Payment Terms**

Net 30 Days

**9. Visa and MasterCard** are accepted above and  
below the micro-purchase threshold.

NOTE: No additional discount will be offered on  
 orders placed using credit cards.

**10. Foreign Items**

All items manufactured in Canada.

**11a. Time of Delivery**

60-90 Days ARO for all items.

**11b. Expedited Delivery**

Please contract Krug GSA Customer Service for  
 information on Expedited Delivery/Krug Express  
 Program. 1-800-265-2796

**11c. Overnight & 2 day Delivery**

N/A

**11d. Urgent Requirements**

Please contact Krug for urgent requirements.

**12. F.O.B. Point**

Destination

**13. Payment Address**

Same as above

# TERMS & CONDITIONS | INFORMATION FOR ORDERING ACTIVITIES

## 14. Warranty

For commercial products, Krug warrants the construction and the finish of all our products to be free from defects in materials and workmanship for a period of 10 years from the date of purchase. For Krug Healthcare products (as outlined in the US Healthcare price and specification Guide dated March 1, 2019), Krug warrants the construction and finish of all Healthcare products to be free from defects in materials and workmanship for the lifetime of their use. This warranty is applicable to products in use by their original purchaser. This warranty does not apply to components not manufactured by Krug including textiles, which are subject to the specific warranties of those manufacturers, if any. Textiles (fabric, leather, vinyl, or any other covering material) suppliers do not guarantee their products for durability and color fastness, and nor does Krug.

Casters, mechanical and electrical components have a warranty of five years from the date of purchase. The Krug warranty does not apply to COM-specified materials, damage caused by a carrier other than Krug, or variation in wood finishes due to natural wood color variation. Krug cannot be held responsible for variations in fabric dye lots from order to order. All fabric is carefully inspected when it is received, but a degree of variation in color should be expected. Repairs or replacement of any defect covered under this warranty by Krug will be made, at our option and method, at no charge to the original purchaser during the warranty period. Krug's judgement is final and binding with respect to the nature or cause of defects or damage, and the necessity or manner of repair or replacement.

This warranty does not apply to defects or damage resulting from:

- normal wear and tear occurring with the use of the product
- negligence, misuse, excessive use, alteration, improper cleaning or repair
- substitution or use of incorrect or unauthorized components or material
- handling or installation that is incorrect, or that causes damage or defect
- damage incurred by a freight carrier other than Krug
- wearing of finishes and fabrics, and normal variations in materials (including dye lot variations)
- properties of natural materials, including wood and leather
- exposure to environments with uncontrolled temperature and humidity (products must be transported, stored and used in climate controlled conditions)

Note, specific warranties for components and materials not manufactured by Krug: Height Adjustable Mechanism Warranty Krug warrants to the original consumer purchaser its Height Adjustable Mechanism that it will be free from defects in material and workmanship. This limited warranty covers material and manufacturing defects, which cause a non-conformance in the function of a table base and is limited to the following products and warranty term determined from their dates of purchase: a) Electronic components such as control boxes, hand switches and motors – two (2) years b) Mechanical components such as crank drives, spindles – five (5) years c) Structural components such as J-channels, feet and top supports – ten (10) years. The start of the warranty period is the documented date of your purchase of the product. The warranty herein is made to and for the benefit of the original consumer purchaser of the product and is non-transferable. If you discover a defect in material or workmanship during the warranty period, and Krug agrees that the defect exists, Krug will, at its option, repair or replace the Product at no charge to you, provided it is returned during the warranty period. In the unlikely event that your product should require repair or replacement during the warranty period, please contact Krug to obtain warranty service. The warranty period on replacement products is the remainder of the warranty on the original product or 30 days, whichever is longer.

Jordan Sleepers Heavy-Duty Mechanism, made with heavy gauge steel and minimal moving parts - is backed by a 5-year warranty on the mechanism itself, in addition to the lifetime warranty on the rest of the product. If it does become damaged or degraded, the mechanism can be field-replaced. Juno and Trevisa Overbed Tables have a 2-year warranty.

## 15. Export Packing Charges

Quoted upon request

## 16. Terms and Conditions of Government Commercial Credit Card

ACCEPTANCE: KRUG will accept the government commercial credit card but will not Offer any additional discount for orders placed using the credit card

## 17. Term and Conditions of Rental Maintenance and Repair.

N/A

## 18. Term and Conditions of Installation

N/A

## 19. Term and Conditions of Repair

N/A

## 20a. Term and Conditions for any other services

N/A

## 20. Service and Distribution points

Call contractor

## 21. Participating Dealers

Call contractor

## 22. Preventative Maintenance

N/A

## 23. Environmental Attributes

Krug maintains a program to reduce the impact on the environment of our products and operations.

## 24. Data Universal Number System (DUNS) number

251476669

## 25. Notification regarding registration in SAM.

Krug Inc.'s registration in SAM is current, accurate and valid.

## 26 Cage Code: 37310

## FAERON | TABLE OF CONTENTS

### FAERON | GUEST BACK

- 3 Faeron LEED Credit Summary
- 3 Faeron Features
- 4 Faeron Options
- 5 Faeron Dimensions & COM Requirements
- 6 Faeron Guest Pricing

### FAERON METAL | GUEST BACK

- 8 Faeron LEED Credit Summary
- 9 Faeron Features
- 10 Faeron Options
- 11 Faeron Dimensions & COM Requirements
- 12 Faeron Guest Pricing

### FAERON WOOD | PATIENT BACK

- 14 Faeron LEED Credit Summary
- 15 Faeron Dimensions, COM Requirements & Option Upcharges
- 16 Faeron Patient Pricing

### FAERON METAL | PATIENT BACK

- 18 Faeron LEED Credit Summary
- 19 Faeron Dimensions & COM Requirements
- 20 Faeron Patient Pricing

### FAERON WOOD | MULTIPLE GUEST & PATIENT SEATING

- 22 Faeron Multiple Seating Instructions
- 24 Faeron Dimensions & COM Requirements Pre-Configured Units
- 25 Faeron Multiple Seating Pre-Configured Units Pricing
- 27 Faeron Dimensions & COM Requirements Start, Center & End
- 28 Faeron Multiple Seating Start, Center & End Units Pricing
- 31 Faeron Freespan Dimensions & COM Requirements
- 32 Faeron Freespan Multiple Seating Pricing

### FAERON METAL | MULTIPLE GUEST & PATIENT SEATING

- 36 Faeron Dimensions & COM Requirements Pre-Configured Units
- 37 Faeron Multiple Seating Pre-Configured Units Pricing
- 39 Faeron Dimensions & COM Requirements Start, Center & End
- 40 Faeron Multiple Seating Start, Center & End Units Pricing
- 46 Faeron Freespan Dimensions & COM Requirements
- 47 Faeron Freespan Multiple Seating Pricing

### FAERON WOOD | EASY ACCESS SEATING

- 51 Faeron LEED Credit Summary
- 52 Faeron Dimensions, COM Requirements & Option Upcharges
- 53 Faeron Easy Access Chair Pricing

### FAERON METAL | EASY ACCESS SEATING

- 54 Faeron LEED Credit Summary
- 55 Faeron Dimensions, COM Requirements & Option Upcharges
- 56 Faeron Easy Access Chair Pricing

### FAERON WOOD | LOUNGE

- 57 Faeron LEED Credit Summary
- 58 Faeron Dimensions, COM Requirements & Option Upcharges
- 59 Faeron Lounge Features & Options
- 60 Faeron Lounge Pricing

### FAERON METAL | LOUNGE

- 66 Faeron LEED Credit Summary
- 67 Faeron Dimensions, COM Requirements & Option Upcharges
- 68 Faeron Lounge Features & Options
- 69 Faeron Lounge Pricing

### FAERON UPHOLSTERED | LOUNGE

- 79 Faeron Upholstered Lounge
- 80 Faeron Upholstered High Back Lounge
- 81 Faeron Upholstered Wing Back Lounge

### FAERON WOOD | TABLES

- 82 Faeron LEED Credit Summary
- 84 Faeron Linking Tables
- 85 Faeron Free Standing Tables

### FAERON METAL | TABLES

- 86 Faeron LEED Credit Summary
- 87 Faeron Linking Tables
- 88 Faeron Free Standing Tables

### GENERAL INFORMATION

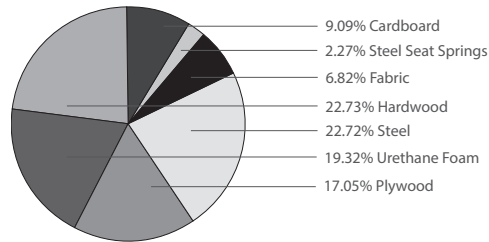
- 89 Terms & Conditions
- 89 Warranty
- 91 KRUG Textiles - Upholstery Fabrics
- 93 KRUG Textiles - Leather & Faux Leather
- 95 Customer's Own Material (COM/COL)
- 95 CAL 133 & Moisture Barrier
- 96 Graded-In Upholstery Programs
- 96 *KRUGEXPRESS* Program
- 97 Wood Finishes
- 97 Standard Laminates
- 98 Metal Finishes
- 98 Urethane Color Options
- 98 Solid Surface Program



## LEED CI CREDITS



MATERIAL CONTENT:



PRE-CONSUMER  
 RECYCLED CONTENT = 6.25%

POST-CONSUMER  
 RECYCLED CONTENT = 13.64%

Up to 31.82% of this Faeron product is recyclable at the end of its useful life.

CONTRIBUTES TO		
CREDIT 2.1 - 2.2	Construction Waste Management	1-2 point(s)
CREDIT 3.3	Resource Reuse	1 point
CREDIT 4.1	Recycled Content	1 point
CREDIT 4.5	Low Emitting Materials, Systems & Seating	1 point
CREDIT 5.1	Regional Materials*	1 point
CREDIT 7	Certified Wood (MUST BE REQUESTED)	1 point(s)

\*This credit is only applicable if in total 20% of the combined value of the procurement of construction materials and in the furniture are manufactured within a radius of 500 miles. This credit will apply if the installation of the finished product occurs within 500 miles of Kitchener, Ontario.

## level® CERTIFICATION, AIR EMISSIONS AND FSC® CERTIFICATION



### level® CERTIFICATION

BIFMA's e3 Furniture Sustainability Standard is a voluntary, multi-attribute standard that measures the degree of sustainability of furniture. This standard evaluates product and company environmental attributes and compliance systems in a wide range of elements which include Materials, Energy & Atmosphere, Human & Ecosystem Health and Social Responsibility. Faeron products have earned level®, BIFMA's sustainability certification program for furniture, certification through third-party verification against the e3 standard.

### AIR-EMISSIONS

All Faeron products are supplied with air-emissions certified. Contact customer service for information.



### FSC®

In 2005, Krug received Forest Stewardship Council® (FSC®) Chain-of-Custody certification for our manufacturing facilities. The FSC® Chain-of-Custody tracks certified wood from seedling to final sale. It verifies that the material for our FSC® certified products only come from well-managed, FSC®-certified forests and other controlled sources. FSC® is dedicated to the promotion of responsible forest management worldwide helping to take care of forests for future generations. Faeron and other Krug products can be specified with FSC® Certification. Contact customer service for further information, pricing and lead times.




Architects, designers, and building professionals can specify FSC®-certified products in order to achieve a point from the U.S. Green Building Council's Leadership in Energy and Environmental Design (LEED) Rating System.

## FAERON WOOD | GUEST, PATIENT, MULTIPLE & EASY ACCESS FEATURES



### CLEAN OUT

All Faeron seating models have a built-in clean out feature: a space at the back of the seat that allows dirt, debris and liquid to fall to the floor for easy clean up and maintenance - designed so that it does not detract from the comfort or appearance of the product.



### FLEX BACK

The ergonomically designed back has been designed with a slight flexing action, to enhance the level of long-term sitting comfort, and provide greater ease of egress.



### WALL SAVER

The angle of the back and the rear legs are designed to keep the back away from the wall, to prevent wear and damage to both the chairs and to the walls of the facility.




### STEEL SEAT FRAME

Steel seat frames are joined to other components with hardened steel bolts and inserts, ensuring exceptional durability and strength. In addition they ease re-configurability and on-site replacement of damaged or degraded components.



### SEAT COMFORT

Seats feature a spring suspension across the entire model range for exceptional comfort while high grade foam provides superior support and longevity.



### PLUS UPGRADE

Faeron 30" and 44" models feature Plus Upgrade. Plus Upgraded seating has been engineered to support higher weight capacities, accommodating a wider variety of users.



### GLIDES

Faeron's Beech wood legs feature floor-saver nylon glides. Optional floor-saver felt, metal or plastic glides are also available see pricing pages for upcharges. See Page 645 for more information.

### FINISH DURABILITY

The Krug's finish, a proprietary catalyzed varnish formulation, has been repeatedly shown, through independent laboratory testing, to be the industry leader in durability and abrasion resistance. The Krug finish looks better longer than competitors, and is uniquely suited to the demands of healthcare environments.

### LATEX FREE

Krug products are made with latex-free materials to prevent the allergic reaction that latex causes in some people.

### REPLACEABLE COMPONENTS

Faeron chairs are uniquely designed to allow virtually all major components to be field replaced, providing a very cost effective means to significantly extend the life of the product. Seats, backs, frames are field replaceable. Pricing and model numbers can be viewed online at [www.krug.ca](http://www.krug.ca).

### CUSTOM CAPABILITIES

Modifications in dimension, seat and back shape or thickness, and other modifications are possible with Krug's capability to customize for specific requirements and needs. We can also provide custom finishes.

### WEIGHT CAPACITIES

Faeron weight capacities are as follows:

Guest & Patient Chairs (21" & 24") - 500 lbs

Plus Chairs (30" & 44") - 750 lbs

Easy Access Chairs - 500 lbs

Multiple Seating & Pre-configured - 500 lbs per seat

2-Seat Freespan - 625 lbs per unit

3-Seat Freespan - 750 lbs per unit

## FAERON WOOD | GUEST, PATIENT, MULTIPLE & EASY ACCESS OPTIONS



### ARM PANELS

Panel arms are available in semi and fully closed styles for optimum design flexibility.



### URETHANE ARM CAP

The optional Urethane Arm Cap provides enhanced durability and protection for the arms. This is field replaceable if this becomes damaged or degraded and is available in three colors; Black, Grey and Taupe.



### SOLID SURFACE ARM CAP

The optional Solid Surface Arm Cap provides enhanced durability, protection and cleanability for the arms. This is field replaceable if this becomes damaged or degraded and is available in 8 standard colors.



### SOLID SURFACE ARM FRAME

The optional Solid Surface Arm provides a fully seamless armrest for enhanced durability, protection and cleanability. It is available in 8 standard colors and replaceable as a full side frame if it becomes damaged or degraded.



### COMBINATION UPHOLSTERY OPTIONS

When combination upholstery is specified with fabric of the same grade or COM, an upcharge for dual fabrics is **\$34 list** per unit and **\$67 list** per unit for three fabrics will be applied. When graded in combination upholstery is selected, use the highest grade upholstery selected or to obtain a quote for blended grading contact Customer Service (please provide the fabrics specified and location of where each fabric is to be applied on the product).



### KINETIC BACK OPTION

Provides the chair back with a very pleasant and comfortable rocking motion, which can significantly enhance long-term sitting for patients and guests alike. The durable spring-loaded mechanism provides a range of motion of 20 degrees, and can be field-installed or replaced. It's available on any Faeron Guest or Patient chair back with the exception of the Plus styles (30" and 44").



### CLEANABLE UNDER-SEAT SPLASHGUARD

All Faeron seating models are available with a plastic moisture barrier that covers and encloses the underside of the seat (while still allowing air transfer and ventilation in and out of the seat cushion). The Splashguard significantly enhances the germ resistance properties of the product, by enclosing the part of the chair that can be most susceptible to infection-causing pathogens. The Splashguard is a smooth, easy to clean surface, either while on the chair or when removed, and is also field replaceable.

### GANGING

All Faeron freestanding Guest/Patient chairs can be ganged using a ganging bracket. The powder coated metal bracket is fastened to the inside face of each side frame.

### REMOVABLE COVERS

Faeron chairs (all sizes) are available with removable seat and back covers. Replacement seat and back covers can be quickly installed on Faeron products that were originally ordered with the Removeable cover option. Replacement seat and back covers can also be installed on Faeron products that were not originally ordered with the removable cover option, with some simple staple removal on the original seats and backs.

### MOISTURE BARRIER & CAL 133

California Technical Bulletin 133 is a flammability test for seating. Krug offers a compliance method, in combination with non-flammable upholstery covers, may enable products to meet certification requirements for this test. This process at the same time also provides the products with a Moisture Barrier - a treatment that helps to prevent the passage of liquids and moisture to inside of the upholstered components - thereby conferring sanitary and anti-infection benefits. So when CAL 133 is specified, the product also automatically has a Moisture Barrier, and when a Moisture Barrier is specified, the product also features the compliance method and low flammability features of CAL 133.

The application of this up-charge and the compliance method does not mean that the specific configuration of product and upholstery cover are tested and officially certified as being CAL133 compliant. If the official certification is required, Krug will provide this (through an independent certified testing laboratory) at a charge of \$962 per item, plus the cost of the product to be tested. Lead time for certification testing is typically 4-8 weeks. Krug assumes no responsibility for the testing of our products in combination with upholstery covers, or for the results of any testing conducted. Some specific configurations of products and upholstery have already been tested. Please contact Customer Service for additional information.

**FAERON WOOD | GUEST, DIMENSIONS & COM REQUIREMENTS****DIMENSIONS**

	Overall Width	Overall Depth	Overall Height	Seat Height	Height of Arms from Floor	Width Between Arms	Seat Depth	Shipping Weight	Cube
21" Seat	25.0	26.3	34.5	19.0	25.0	21	19.5	44	14
24" Seat	28.0	26.3	34.5	19.0	25.0	24	19.5	48	19
30" Seat	34.0	26.3	34.5	19.0	25.0	30	19.5	54	20
44" Seat	48.0	26.3	34.5	19.0	25.0	44	19.5	71	28

**COM- YARDAGE REQUIREMENTS**

	COM Yardage Seat & Back	COM Yardage Seats Only	COM Yardage Back Only	COM Yardage Closed Arm Panel
21" & 24" - One Chair	1.6	0.9	1.4	0.8
30" - One Chair	2.3	0.9	1.4	0.8
44" - One Chair	2.9	1.5	1.6	0.8

Note: Some vinyls, leathers & upholsteries are not suitable for application on Faeron seating.

The approval process is as follows:

1. A sample of the COM must be provided to Krug Customer Service prior to or at the time of order.
2. The sample will be reviewed and the customer advised if the fabric is unsuitable.
3. The COM fabric or leather will be inspected when received at the factory, to identify any further concerns with its suitability.

**WEIGHT CAPACITIES**

Faeron weight capacities are as follows:







Guest Chairs (21" & 24") - 500 lbs

Guest Plus Chairs (30" & 44") - 750 lbs

Faeron Option Upcharges	\$ List		\$ List
CAL 133 & Moisture Barrier (per yard)	67	Solid Surface Arm Cap (per pair) - Gr A White	382
Ganging Bracket	60	Solid Surface Arm Cap (per pair) - Gr A Color	394
Kinetic Back (not available for 30" & 44")	126	Solid Surface Arm Cap (per pair) - Gr B	415
21" & 24" Under-seat Splashguard	60	Solid Surface Arm Cap (per pair) - Gr C	430
30" Under-seat Splashguard	75	Solid Surface Arm (per pair) - Gr A White	601
44" Under-seat Splashguard	95	Solid Surface Arm (per pair) - Gr A Color	627
Removeable Seat Cover	94	Solid Surface Arm (per pair) - Gr B	677
Removable Back Cover	60	Solid Surface Arm (per pair) - Gr C	711
Urethane Arm Cap (per pair)	144		
Combination Upholstery - Dual Fabrics	34		
Combination Upholstery - Three Fabrics	67		
Floor-saver Felt Glide (per chair)	30		
Metal Glide (per chair)	26		
Plastic Glide (per chair)	8		



**FAERON WOOD | GUEST**




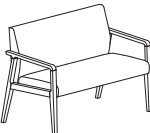
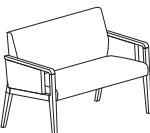
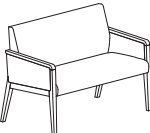
DESCRIPTION/MODEL	Species	COM		COL		FABRIC GRADES		LEATHER		
		1	2	3	4	5	6	7	8	9
 21" Open Arm FAE2-G21ONC	Beech Palette	1190	1236	1284	1379	1474	1569	1667	1761	1954
 21" Semi Closed Arm FAE2-G21SNC	Beech Palette	1615	1689	1759	1903	2048	2191	2333	2479	2766
 21" Closed Arm FAE2-G21CNC	Beech Palette	1631	1699	1773	1916	2062	2205	2348	2492	2778
 24" Open Arm FAE2-G24ONC	Beech Palette	1273	1320	1370	1465	1561	1659	1752	1848	2041
 24" Semi Closed Arm FAE2-G24SNC	Beech Palette	1701	1774	1845	1990	2133	2277	2421	2565	2852
 24" Closed Arm FAE2-G24CNC	Beech Palette	1715	1788	1860	2003	2146	2293	2434	2579	2864

**ORDERING NOTES:** Faeron chairs can be specified with Urethane Arm Caps (UC), Solid Surface Arm Caps (SC) or Solid Surface Arm (SA), replace "NC" in the model number with the **Arm Style** selection below and add the upcharge listed on page 33.

## PRODUCT CODE KEY

Line	Series	Chair Type	Size	Arm Type	Arm Style
FAE Faeron	2 Chair	G Guest Seating	21	O Open Arm	NC No Cap
			24	S Semi Closed Arm	UC Urethane Cap
			30	C Closed Arm	SC Solid Surface Cap
			44		SA Solid Surface Arm

FAERON WOOD | GUEST

DESCRIPTION/MODEL	Species	COM		COL	FABRIC GRADES			LEATHER		
		1	2		4	5	6	7	8	9
 30" Open Arm FAE2-G30ONC	Beech Palette	1453	1523	1589	1727	1866	2004	2142	2278	2554
 30" Semi Closed Arm FAE2-G30SNC	Beech Palette	1881	1975	2066	2253	2439	2625	2811	2995	3367
 30" Closed Arm FAE2-G30CNC	Beech Palette	1894	1987	2080	2268	2450	2636	2824	3009	3379
 44" Open Arm FAE2-G44ONC	Beech Palette	1787	1871	1959	2133	2305	2480	2655	2828	3176
 44" Semi Closed Arm FAE2-G44SNC	Beech Palette	2214	2324	2437	2657	2879	3101	3321	3542	3986
 44" Closed Arm FAE2-G44CNC	Beech Palette	2227	2338	2448	2670	2891	3113	3335	3555	4001

**ORDERING NOTES:** Faeron chairs can be specified with Urethane Arm Caps (UC), Solid Surface Arm Caps (SC) or Solid Surface Arm (SA), replace “NC” in the model number with the **Arm Style** selection below and add the upcharge listed on page 33.

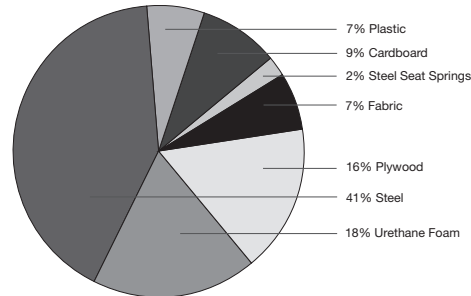
PRODUCT CODE KEY

Line	Series	Chair Type	Size	Arm Type	Arm Style
<div>FAE</div> Faeron	<div>2</div> Chair	<div>G</div> Guest Seating	<div>21</div>	<div>O</div> Open Arm	<div>NC</div> No Cap
			<div>24</div>	<div>S</div> Semi Closed Arm	<div>UC</div> Urethane Cap
			<div>30</div>	<div>C</div> Closed Arm	<div>SC</div> Solid Surface Cap
			<div>44</div>		<div>SA</div> Solid Surface Arm

## LEED CI CREDITS



MATERIAL CONTENT:



PRE-CONSUMER  
 RECYCLED CONTENT = 10.87 %

POST-CONSUMER  
 RECYCLED CONTENT = 17.48%

Up to 50% of this Faeron Metal product is recyclable at the end of its useful life.

### CONTRIBUTES TO

CREDIT 2.1 - 2.2	Construction Waste Management	1-2 point(s)
CREDIT 3.3	Resource Reuse	1 point
CREDIT 4.1	Recycled Content	1 point
CREDIT 4.2	Recycled Content	1 point
CREDIT 4.5	Low Emitting Materials, Systems & Seating	1 point
CREDIT 5.1	Regional Materials*	1 point
CREDIT 7	Certified Wood (MUST BE REQUESTED)	1 point(s)

\*This credit is only applicable if in total 20% of the combined value of the procurement of construction materials and in the furniture are manufactured within a radius of 500 miles. This credit will apply if the installation of the finished product occurs within 500 miles of Kitchener, Ontario.

## level® CERTIFICATION, AIR EMISSIONS AND FSC® CERTIFICATION



### level® CERTIFICATION

BIFMA's e3 Furniture Sustainability Standard is a voluntary, multi-attribute standard that measures the degree of sustainability of furniture. This standard evaluates product and company environmental attributes and compliance systems in a wide range of elements which include Materials, Energy & Atmosphere, Human & Ecosystem Health and Social Responsibility. Faeron products have earned level®, BIFMA's sustainability certification program for furniture, certification through third-party verification against the e3 standard.

### AIR-EMISSIONS

All Faeron products are supplied with air-emissions certified. Contact customer service for information.



### FSC®

In 2005, Krug received Forest Stewardship Council® (FSC®) Chain-of-Custody certification for our manufacturing facilities. The FSC® Chain-of-Custody tracks certified wood from seedling to final sale. It verifies that the material for our FSC® certified products only come from well-managed, FSC®-certified forests and other controlled sources. FSC® is dedicated to the promotion of responsible forest management worldwide helping to take care of forests for future generations. Faeron and other Krug products can be specified with FSC® Certification. Contact customer service for further information, pricing and lead times.



Architects, designers, and building professionals can specify FSC®-certified products in order to achieve a point from the U.S. Green Building Council's Leadership in Energy and Environmental Design (LEED) Rating System.

## FAERON METAL | GUEST, PATIENT, MULTIPLE & EASY ACCESS FEATURES



### CLEAN OUT

All Faeron Metal seating models have a built-in clean out feature: a space at the back of the seat that allows dirt, debris and liquid to fall to the floor for easy clean up and maintenance - designed so that it does not detract from the comfort or appearance of the product.



### FLEX BACK

The ergonomically designed back has been designed with a slight flexing action, to enhance the level of long-term sitting comfort, and provide greater ease of egress.



### WALL SAVER

The angle of the back and the rear legs are designed to keep the back away from the wall, to prevent wear and damage to both the chairs and to the walls of the facility.



### STEEL SEAT FRAME

Steel seat frames are joined to other components with hardened steel bolts and inserts, ensuring exceptional durability and strength. The seats feature a spring system that substantially enhances comfort and extends product life cycle. Seats are removable, and field replaceable.



### SEAT COMFORT

Seats feature a spring suspension for exceptional comfort while high grade foam provides superior support and longevity.



### POLYMER ARM

Faeron arms are durable, comfortable, and long lasting. They are made with injected polymer that is a solid color throughout the arm and are available in three color options: Black, Grey and Taupe.

### METAL FINISHES

Faeron Metal chairs are available in two metal finishes; Silver Metallic and Brushed Nickel.

### GLIDES

Faeron's metal legs feature plastic glides. Optional floor-saver nylon, floor-saver felt, metal or non-slip rubber glides are also available see pricing pages for upcharges. Please see chart on Page 645 for more information.

### FINISH DURABILITY

The Krug's finish, a proprietary catalyzed varnish formulation, has been repeatedly shown, through independent laboratory testing, to be the industry leader in durability and abrasion resistance. The Krug finish looks better longer and is especially suited to the demands of healthcare environments.

### LATEX FREE

Krug products are made with latex-free materials to prevent the allergic reaction that latex causes in some people.

### REPLACEABLE COMPONENTS

Faeron Metal chairs are uniquely designed to allow virtually all major components to be field replaced, providing a very cost effective means to significantly extend the life of the product. Seats, backs, frames are field replaceable. Pricing and model numbers can be viewed online at [www.krug.ca](http://www.krug.ca).

### CUSTOM CAPABILITIES

Modifications in dimension, seat and back shape or thickness, and other modifications are possible with Krug's capability to customize for specific requirements and needs. We can also provide custom finishes.

### WEIGHT CAPACITIES

Faeron Metal weight capacities are as follows:

Guest & Patient Chairs (21" & 24") - 500 lbs

Plus Chairs (30" & 44") - 750 lbs

Easy Access Chairs - 500 lbs

Multiple Seating & Pre-configured - 500 lbs per seat

2-Seat Freespan - 625 lbs per unit

3-Seat Freespan - 750 lbs per unit

### PLUS UPGRADE

Faeron 30" and 44" models feature Plus Upgrade. Plus Upgraded seating has been engineered to support higher weight capacities, accommodating a wider variety of users.



## FAERON METAL | GUEST, PATIENT, MULTIPLE & EASY ACCESS OPTIONS



### ARM PANEL

Upholstered arm panels are available in both semi- and fully-closed styles, and are field replaceable if damaged.



### SOLID SURFACE ARM

The optional Solid Surface Arm provides a fully seamless armrest for enhanced durability, protection and cleanability. It is available in 8 standard Corian colors, and custom colors (at an upcharge). Arms are replaceable as a full side frame if they become damaged or degraded.



### WOOD ARM

Wood arms are solid Beech and available in standard and custom finishes. Krug's wood finish is a proprietary high-durability formulation that has been shown to be an industry leader in abrasion resistance. Arms can be replaced if they do become damaged or degraded.



### COMBINATION UPHOLSTERY OPTIONS

When combination upholstery is specified with fabric of the same grade or COM, an upcharge for dual fabrics is **\$34 list** per unit and **\$67 list** per unit for three fabrics will be applied. When graded in combination upholstery is selected, use the highest grade upholstery selected or to obtain a quote for blended grading contact Customer Service (please provide the fabrics specified and location of where each fabric is to be applied on the product).



### KINETIC BACK OPTION

The optional Kinetic Back provides the chair back with a very pleasant and comfortable rocking motion, which can significantly enhance long-term sitting for patients and guests alike. The durable spring-loaded mechanism provides a range of motion of 20 degrees, and can be field-installed or replaced. It's available on any Faeron Guest or Patient chair back with the exception of the Plus styles (30" and 44").



### CLEANABLE UNDER-SEAT SPLASHGUARD

All Faeron Metal seating models are available with a plastic moisture barrier that covers and encloses the underside of the seat (while still allowing air transfer and ventilation in and out of the seat cushion). The Splashguard significantly enhances the anti-microbial and germ resistance properties of the product, by enclosing the part of the chair that can be most susceptible to infection-causing pathogens. The Splashguard is a smooth, easy to clean surface, either while on the chair or when removed, and is also field replaceable.



### REMOVABLE COVERS

Faeron Metal chairs (all sizes) are available with removable seat and back covers. Replacement seat and back covers can be quickly installed on Faeron products that were originally ordered with the Removeable cover option. Replacement seat and back covers can also be installed on Faeron products that were not originally ordered with the removeable cover option, with some simple staple removal on the original seats and backs.

### METAL FINISH OPTIONS

Silver Metallic frames are available with an anti-microbial finish for an upcharge of **\$67 list** per arm frame pair or table. Additional Frame Finishes, which include anti-microbial finish, are available for an upcharge of **\$67 list** per per arm frame pair or table. Available colors are: White, Parchment, Sand, Taupe, Warm Grey, Cool Grey or Black. For all metal finishes other than Silver Metallic Standard, there is a minimum order quantity of 30 units per color. Upcharges for order quantities less than 30 units per color or custom metal finishes, please contact Customer Service to obtain a quote.

### MOISTURE BARRIER & CAL 133

California Technical Bulletin 133 is a flammability test for seating. Krug offers a compliance method, in combination with non-flammable upholstery covers, may enable products to meet certification requirements for this test. This process at the same time also provides the products with a Moisture Barrier - a treatment that helps to prevent the passage of liquids and moisture to inside of the upholstered components - thereby conferring sanitary and anti-infection benefits. So when CAL 133 is specified, the product also automatically has a Moisture Barrier, and when a Moisture Barrier is specified, the product also features the compliance method and low flammability features of CAL 133.

The application of this up-charge and the compliance method does not mean that the specific configuration of product and upholstery cover are tested and officially certified as being CAL133 compliant. If the official certification is required, Krug will provide this (through an independent certified testing laboratory) at a charge of \$962 per item, plus the cost of the product to be tested. Lead time for certification testing is typically 4-8 weeks. Krug assumes no responsibility for the testing of our products in combination with upholstery covers, or for the results of any testing conducted. Some specific configurations of products and upholstery have already been tested. Please contact Customer Service for additional information.

### GANGING

All Faeron Metal freestanding Guest/Patient chairs can be ganged using a ganging bracket. The powder coated metal bracket is fastened to the inside face of each side frame.

SIN 339113H - Hospital Geriatric Chairs & Lounge

**FAERON METAL | GUEST**

**DIMENSIONS**

	Overall Width	Overall Depth	Overall Height	Seat Height	Height of Arms from Floor	Width Between Arms	Seat Depth	Shipping Weight	Cube
21" Seat	25.0	26.3	34.5	19.0	25.0	21	19.5	56	14
24" Seat	28.0	26.3	34.5	19.0	25.0	24	19.5	60	19
30" Seat	34.0	26.3	34.5	19.0	25.0	30	19.5	66	20
44" Seat	48.0	26.3	34.5	19.0	25.0	44	19.5	83	28

**COM- YARDAGE REQUIREMENTS**

	COM Yardage Seat & Back	COM Yardage Seats Only	COM Yardage Back Only	COM Yardage Closed Arm Panel
21" & 24" - One Chair	1.6	0.9	1.4	0.96
30" - One Chair	2.3	0.9	1.4	0.96
44" - One Chair	2.9	1.5	1.6	0.96

**ORDERING NOTES:**

The approval process is as follows:

1. A sample of the COM must be provided to Krug Customer Service prior to or at the time of order.
2. The sample will be reviewed and the customer advised if the fabric is unsuitable.
3. The COM fabric or leather will be inspected when received at the factory, to identify any further concerns with its suitability.

Note: Some vinyls, leathers & upholsteries are not suitable for application on Faeron Metal seating.

**A drawing showing the configuration of the multiple seating and tables is required with each purchase order.**

Faeron Option Upcharges	\$ List		\$ List
CAL 133 & Moisture Barrier (per yard)	67	Solid Surface Arm (per pair) - Gr A White	601
Ganging Bracket	60	Solid Surface Arm (per pair) - Gr A Color	627
Kinetic Back (not available for Plus)	126	Solid Surface Arm (per pair) - Gr B	677
21" & 24" Under-seat Splashguard	60	Solid Surface Arm (per pair) - Gr C	711
30" Under-seat Splashguard	75	Beech/Palette Wood Arm (per pair)	225
44" Under-seat Splashguard	95		
Removeable Seat Cover	94		
Removable Back Cover	60		
Floor-saver Nylon Glides	38		
Floor-saver Felt Glides	30		
Non-slip Rubber Glides	18		
Metal Glides	26		







**WEIGHT CAPACITIES**

Faeron Metal weight capacities are as follows:

Guest Chairs (21" & 24") - 500 lbs

Plus Chairs (30" & 44") - 750 lbs

**FAERON METAL | GUEST**

DESCRIPTION/MODEL	COM		COL	FABRIC GRADES			LEATHER	
	1	2		4	5	6	8	9
	21" Open Polymer Arm, Silver Metallic Frame FAE2M-G21OPAS	1064 1111	1152	1246	1335	1428	1519	1611 1793
	21" Open Polymer Arm, Brushed Nickel Frame FAE2M-G21OPAN	1267 1313	1358	1449	1539	1632	1724	1815 1997
	21" Semi Closed Polymer Arm, Silver Metallic Frame FAE2M-G21SPAS	1472 1539	1609	1746	1882	2019	2157	2294 2567
	21" Semi Closed Polymer Arm, Brushed Nickel Frame FAE2M-G21SPAN	1675 1744	1813	1949	2086	2222	2361	2496 2770
	21" Closed Polymer Arm, Silver Metallic Frame FAE2M-G21CPAS	1484 1554	1620	1756	1894	2031	2168	2304 2580
	21" Closed Polymer Arm, Brushed Nickel Frame FAE2M-G21CPAN	1689 1754	1823	1962	2098	2236	2374	2509 2784
	24" Open Polymer Arm, Silver Metallic Frame FAE2M-G24OPAS	1146 1192	1237	1329	1421	1509	1603	1693 1877
	24" Open Polymer Arm, Brushed Nickel Frame FAE2M-G24OPAN	1349 1396	1441	1533	1622	1714	1804	1896 2079
	24" Semi Closed Polymer Arm, Silver Metallic Frame FAE2M-G24SPAS	1555 1621	1691	1830	1964	2102	2239	2376 2649
	24" Semi Closed Polymer Arm, Brushed Nickel Frame FAE2M-G24SPAN	1755 1824	1893	2031	2167	2303	2442	2579 2852
	24" Closed Polymer Arm, Silver Metallic Frame FAE2M-G24CPAS	1566 1634	1703	1840	1977	2113	2252	2387 2661
	24" Closed Polymer Arm, Brushed Nickel Frame FAE2M-G24CPAN	1770 1838	1906	2043	2180	2318	2455	2589 2864

**ORDERING NOTES:**

Faeron Metal chairs can also be specified with a Wood Arm (WA) or a Solid Surface Arm (SA), replace "PA" in the model number with the **Arm Style** selection below and add the upcharge listed.




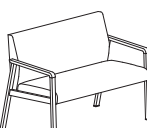
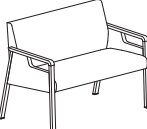

**Arm Style Option Upcharges****\$ List**

Solid Surface Arm (per pair) - Gr A White	601
Solid Surface Arm (per pair) - Gr A Color	627
Solid Surface Arm (per pair) - Gr B	677
Solid Surface Arm (per pair) - Gr C	711
Beech/Palette Wood Arm (per pair)	225

**PRODUCT CODE KEY**

Line	Series	Chair Type	Size	Arm Type	Arm Style	Metal Finish
FAE	2M	G	21	O	PA	S
Faeron	Chair	Guest Seating	24	S	WA	N
			30	C	SA	Brushed Nickel
			44			

FAERON METAL | GUEST

DESCRIPTION/MODEL		COM		COL	FABRIC GRADES			LEATHER			
		1	2	3	4	5	6	7	8	9	
	30" Open Polymer Arm, Silver Metallic Frame FAE2M-G30OPAS		1316	1381	1446	1580	1710	1842	1972	2103	2366
	30" Open Polymer Arm, Brushed Nickel Frame FAE2M-G30OPAN		1519	1584	1649	1781	1913	2044	2175	2305	2570
	30" Semi Closed Polymer Arm, Silver Metallic Frame FAE2M-G30SPAS		1725	1814	1901	2079	2254	2432	2609	2786	3138
	30" Semi Closed Polymer Arm, Brushed Nickel Frame FAE2M-G30SPAN		1928	2017	2104	2281	2459	2635	2811	2989	3344
	30" Closed Polymer Arm, Silver Metallic Frame FAE2M-G30CPAS		1738	1824	1913	2089	2268	2444	2620	2797	3153
	30" Closed Polymer Arm, Brushed Nickel Frame FAE2M-G30CPAN		1941	2028	2116	2295	2471	2649	2824	3001	3354
	44" Open Polymer Arm, Silver Metallic Frame FAE2M-G44OPAS		1633	1715	1798	1963	2130	2295	2460	2627	2956
	44" Open Polymer Arm, Brushed Nickel Frame FAE2M-G44OPAN		1836	1918	2002	2166	2332	2500	2662	2829	3159
	44" Semi Closed Polymer Arm, Silver Metallic Frame FAE2M-G44SPAS		2041	2146	2252	2462	2673	2883	3095	3304	3730
	44" Semi Closed Polymer Arm, Brushed Nickel Frame FAE2M-G44SPAN		2244	2350	2457	2665	2878	3089	3299	3510	3932
	44" Closed Polymer Arm, Silver Metallic Frame FAE2M-G44CPAS		2053	2160	2264	2474	2686	2898	3106	3319	3741
	44" Closed Polymer Arm, Brushed Nickel Frame FAE2M-G44CPAN		2256	2364	2469	2679	2890	3101	3313	3522	3946

ORDERING NOTES:

Faeron Metal chairs can also be specified with a Wood Arm (WA) or a Solid Surface Arm (SA), replace "PA" in the model number with the Arm Style selection below and add the upcharge listed.

Arm Style Option Upcharges	\$ List
Solid Surface Arm (per pair) - Gr A White	601
Solid Surface Arm (per pair) - Gr A Color	627
Solid Surface Arm (per pair) - Gr B	677
Solid Surface Arm (per pair) - Gr C	711
Beech/Palette Wood Arm (per pair)	225

PRODUCT CODE KEY

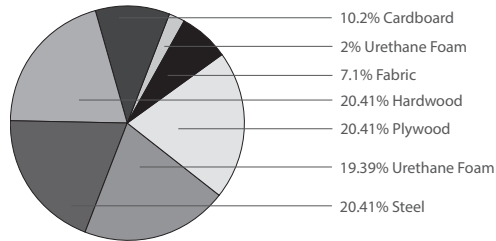
Line	Series	Chair Type	Size	Arm Type	Arm Style	Metal Finish
<div>FAE</div> Faeron	<div>2M</div> Chair	<div>G</div> Guest Seating	<div>21</div>	<div>O</div> Open Arm	<div>PA</div> Polymer Arm	<div>S</div> Silver Metallic
			<div>24</div>	<div>S</div> Semi Closed Arm	<div>WA</div> Wood Arm	<div>N</div> Brushed Nickel
			<div>30</div>	<div>C</div> Closed Arm	<div>SA</div> Solid Surface Arm	
			<div>44</div>			



## LEED CI CREDITS



MATERIAL CONTENT:



PRE-CONSUMER  
RECYCLED CONTENT = 5.61%

POST-CONSUMER  
RECYCLED CONTENT = 14.18%

Up to 33.61% of this Faeron product is recyclable at the end of its useful life.

CONTRIBUTES TO		
CREDIT 2.1 - 2.2	Construction Waste Management	1-2 point(s)
CREDIT 3.3	Resource Reuse	1 point
CREDIT 4.1	Recycled Content	1 point
CREDIT 4.5	Low Emitting Materials, Systems & Seating	1 point
CREDIT 5.1	Regional Materials*	1 point
CREDIT 7	Certified Wood (MUST BE REQUESTED)	1 point(s)

\*This credit is only applicable if in total 20% of the combined value of the procurement of construction materials and in the furniture are manufactured within a radius of 500 miles. This credit will apply if the installation of the finished product occurs within 500 miles of Kitchener, Ontario.

## level® CERTIFICATION, AIR EMISSIONS AND FSC® CERTIFICATION



### level® CERTIFICATION

BIFMA's e3 Furniture Sustainability Standard is a voluntary, multi-attribute standard that measures the degree of sustainability of furniture. This standard evaluates product and company environmental attributes and compliance systems in a wide range of elements which include Materials, Energy & Atmosphere, Human & Ecosystem Health and Social Responsibility. Faeron products have earned level®, BIFMA's sustainability certification program for furniture, certification through third-party verification against the e3 standard.

### AIR-EMISSIONS

All Faeron products are supplied with air-emissions certified. Contact customer service for information.



### FSC®

In 2005, Krug received Forest Stewardship Council® (FSC®) Chain-of-Custody certification for our manufacturing facilities. The FSC® Chain-of-Custody tracks certified wood from seedling to final sale. It verifies that the material for our FSC® certified products only come from well-managed, FSC®-certified forests and other controlled sources. FSC® is dedicated to the promotion of responsible forest management worldwide helping to take care of forests for future generations. Faeron and other Krug products can be specified with FSC® Certification. Contact customer service for further information, pricing and lead times.



Architects, designers, and building professionals can specify FSC®-certified products in order to achieve a point from the U.S. Green Building Council's Leadership in Energy and Environmental Design (LEED) Rating System.

FAERON WOOD | PATIENT

DIMENSIONS & COM REQUIREMENTS

	Overall Width	Overall Depth	Overall Height	Seat Height	Height of Arms from Floor	Width Between Arms	Seat Depth	Shipping Weight	Cubes
21" Seat	25.0	26.3	45.0	19.0	25	21	19.5	49	17
24" Seat	28.0	26.3	45.0	19.0	25	24	19.5	53	22
30" Seat	34.0	26.3	45.0	19.0	25	30	19.5	64	28

COM - YARDAGE REQUIREMENTS

	COM Yardage Seats & Backs Only	COM Yardage Seat Only	COM Yardage Back Only	COM Yardage Closed Arm Panel
21" & 24" - One Chair	2.0	0.9	2.0	0.8
30" Plus - One Chair	3.0	0.9	2.0	0.8







Note: Some vinyls, leathers & upholsteries are not suitable for application on Faeron seating.  
The approval process is as follows:  
1. A sample of the COM must be provided to Faeron Customer Service prior to or at the time of order.  
2. The sample will be reviewed and the customer advised if the fabric is unsuitable.  
3. The COM fabric or leather will be inspected when received at the factory, to identify any further concerns with its suitability.

Faeron Guest Option Upcharges	\$ List		\$ List
CAL 133 & Moisture Barrier (per yard)	67	Solid Surface Arm Cap (per pair) - Gr A White	382
Ganging Bracket	60	Solid Surface Arm Cap (per pair) - Gr A Color	394
Kinetic Back (not available for Plus)	126	Solid Surface Arm Cap (per pair) - Gr B	415
21" & 24" Under-seat Splashguard	60	Solid Surface Arm Cap (per pair) - Gr C	430
30" Under-seat Splashguard	75	Solid Surface Arm (per pair) - Gr A White	601
Removeable Seat Cover	94	Solid Surface Arm (per pair) - Gr A Color	627
Removable Back Cover	60	Solid Surface Arm (per pair) - Gr B	677
Urethane Arm Cap (per pair)	144	Solid Surface Arm (per pair) - Gr C	711
Combination Upholstery - dual fabrics (per chair)	34		
Combination Upholstery - Three fabrics (per chair)	67		
Floor-saver Felt Glides	30		
Metal Glides	26		
Plastic Glides	8		

Additional features and options information see page 31.

**WEIGHT CAPACITIES**  
Faeron weight capacities are as follows:  
Patient Chairs (21" & 24") - 500 lbs  
Plus Chair (30") - 750 lbs

**FAERON WOOD | PATIENT**




DESCRIPTION/MODEL	Species	COM		COL		FABRIC GRADES			LEATHER	
		1	2	3	4	5	6	7	8	9
 21" Open Arm FAE2-P21ONC	Beech Palette	1246	1307	1368	1486	1606	1725	1844	1964	2205
 21" Semi Closed Arm FAE2-P21SNC	Beech Palette	1673	1756	1842	2009	2179	2347	2513	2681	3016
 21" Closed Arm FAE2-P21CNC	Beech Palette	1689	1772	1856	2023	2191	2359	2527	2695	3028
 24" Open Arm FAE2-P24ONC	Beech Palette	1318	1379	1439	1558	1676	1798	1918	2038	2276
 24" Semi Closed Arm FAE2-P24SNC	Beech Palette	1747	1832	1914	2083	2251	2418	2586	2754	3089
 24" Closed Arm FAE2-P24CNC	Beech Palette	1759	1843	1927	2096	2264	2431	2599	2767	3102

**ORDERING NOTES:** Faeron chairs can be specified with Urethane Arm Caps (UC), Solid Surface Arm Caps (SC) or Solid Surface Arm (SA), replace "NC" in the model number with the **Arm Style** selection below and add the upcharge listed on page 66.

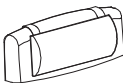
## PRODUCT CODE KEY

Line	Series	Chair Type	Size	Arm Type	Arm Style
<div>FAE</div> Faeron	<div>2</div> Chair	<div>P</div> Patient Seating	<div>21</div>	<div>O</div> Open Arm	<div>NC</div> No Cap
			<div>24</div>	<div>S</div> Semi Closed Arm	<div>UC</div> Urethane Cap
			<div>30</div>	<div>C</div> Closed Arm	<div>SC</div> Solid Surface Cap
					<div>SA</div> Solid Surface Arm

FAERON WOOD | PATIENT

DESCRIPTION/MODEL	Species	COM		COL		FABRIC GRADES			LEATHER	
		1	2	3	4	5	6	7	8	9
 30" Open Arm FAE2-P30ONC	Beech Palette	1524	1613	1703	1883	2064	2242	2422	2602	2961
 30" Semi Closed Arm FAE2-P30SNC	Beech Palette	1953	2066	2182	2409	2635	2862	3091	3319	3773
 30" Closed Arm FAE2-P30CNC	Beech Palette	1964	2080	2193	2421	2649	2877	3104	3331	3786

**ORDERING NOTES:** Faeron chairs can be specified with Urethane Arm Caps (UC), Solid Surface Arm Caps (SC) or Solid Surface Arm (SA), replace "NC" in the model number with the **Arm Style** selection below and add the upcharge listed on page 66

DESCRIPTION/MODEL		COM		COL	FABRIC GRADES			LEATHER		Fabric Yardage	Shipping Weight	Cubes	
		1	2	3	4	5	6	7	8				9
	21" Adjustable Headrest FAE2-RHR21	343	394	425	454	483	515	542	573	615	0.9	2.3	0.9
	24" Adjustable Headrest FAE2-RHR24	376	431	466	500	534	567	598	631	676	0.9	2.3	0.9
	30" Plus Patient Headrest FAE2-RHR30	450	515	556	593	632	674	711	751	804	0.9	2.3	0.9

PRODUCT CODE KEY

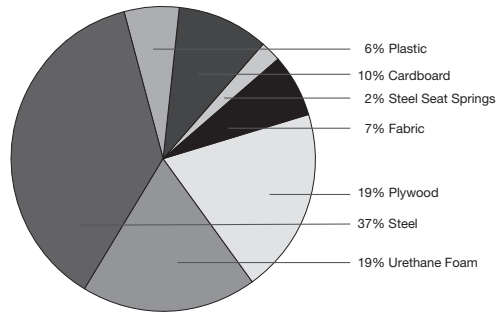
Line	Series	Chair Type	Size	Arm Type	Arm Style
<div>FAE</div> Faeron	<div>2</div> Chair	<div>P</div> Patient Seating	<div>21</div>	<div>O</div> Open Arm	<div>NC</div> No Cap
			<div>24</div>	<div>S</div> Semi Closed Arm	<div>UC</div> Urethane Cap
			<div>30</div>	<div>C</div> Closed Arm	<div>SC</div> Solid Surface Cap
					<div>SA</div> Solid Surface Arm



## LEED CI CREDITS



MATERIAL CONTENT:



PRE-CONSUMER  
RECYCLED CONTENT = 9.80%

POST-CONSUMER  
RECYCLED CONTENT = 17.63%

Up to 47.06% of this Faeron Metal product is recyclable at the end of its useful life.

### CONTRIBUTES TO

CREDIT 2.1 - 2.2	Construction Waste Management	1-2 point(s)
CREDIT 3.3	Resource Reuse	1 point
CREDIT 4.1	Recycled Content	1 point
CREDIT 4.2	Recycled Content	1 point
CREDIT 4.5	Low Emitting Materials, Systems & Seating	1 point
CREDIT 5.1	Regional Materials*	1 point
CREDIT 7	Certified Wood (MUST BE REQUESTED)	1 point(s)

\*This credit is only applicable if in total 20% of the combined value of the procurement of construction materials and in the furniture are manufactured within a radius of 500 miles. This credit will apply if the installation of the finished product occurs within 500 miles of Kitchener, Ontario.

## level® CERTIFICATION, AIR EMISSIONS AND FSC® CERTIFICATION



### level® CERTIFICATION

BIFMA's e3 Furniture Sustainability Standard is a voluntary, multi-attribute standard that measures the degree of sustainability of furniture. This standard evaluates product and company environmental attributes and compliance systems in a wide range of elements which include Materials, Energy & Atmosphere, Human & Ecosystem Health and Social Responsibility. Faeron products have earned level®, BIFMA's sustainability certification program for furniture, certification through third-party verification against the e3 standard.

### AIR-EMISSIONS

All Faeron products are supplied with air-emissions certified. Contact customer service for information.



### FSC®

In 2005, Krug received Forest Stewardship Council® (FSC®) Chain-of-Custody certification for our manufacturing facilities. The FSC® Chain-of-Custody tracks certified wood from seedling to final sale. It verifies that the material for our FSC® certified products only come from well-managed, FSC®-certified forests and other controlled sources. FSC® is dedicated to the promotion of responsible forest management worldwide helping to take care of forests for future generations. Faeron and other Krug products can be specified with FSC® Certification. Contact customer service for further information, pricing and lead times.



Architects, designers, and building professionals can specify FSC®-certified products in order to achieve a point from the U.S. Green Building Council's Leadership in Energy and Environmental Design (LEED) Rating System.

FAERON METAL | PATIENT

DIMENSIONS & COM REQUIREMENTS

	Overall Width	Overall Depth	Overall Height	Seat Height	Height of Arms from Floor	Width Between Arms	Seat Depth	Shipping Weight	Cubes
21" Seat	25.0	26.3	45.0	19.0	25	21	19.5	61	17
24" Seat	28.0	26.3	45.0	19.0	25	24	19.5	65	22
30" Seat	34.0	26.3	45.0	19.0	25	30	19.5	76	28

COM - YARDAGE REQUIREMENTS

	COM Yardage Seats & Backs Only	COM Yardage Seat Only	COM Yardage Back Only	COM Yardage Closed Arm Panel
21" & 24" - One Chair	2.0	0.9	2.0	0.96
30" Plus - One Chair	3.0	0.9	2.0	0.96

ORDERING NOTES:

The approval process is as follows:

1. A sample of the COM must be provided to Krug Customer Service prior to or at the time of order.
2. The sample will be reviewed and the customer advised if the fabric is unsuitable.
3. The COM fabric or leather will be inspected when received at the factory, to identify any further concerns with its suitability.

Note: Some vinyls, leathers & upholsteries are not suitable for application on Faeron Metal seating.

WEIGHT CAPACITIES

Faeron Metal weight capacities are as follows:







Patient Chairs (21" & 24") - 500 lbs

Patient Plus Chair (30") - 750 lbs

Faeron Metal Option Upcharges	\$ List		\$ List
CAL 133 & Moisture Barrier (per yard)	67	Solid Surface Arm (per pair) - Gr A White	601
Ganging Bracket	60	Solid Surface Arm (per pair) - Gr A Color	627
Kinetic Back (not available for Plus)	126	Solid Surface Arm (per pair) - Gr B	677
21" & 24" Under-seat Splashguard	60	Solid Surface Arm (per pair) - Gr C	711
30" Under-seat Splashguard	75	Beech/Palette Wood Arm (per pair)	225
Removeable Seat Cover	94		
Removable Back Cover	60		
Combination Upholstery - dual fabrics (per chair)	34		
Combination Upholstery - Three fabrics (per chair)	67		
Floor-saver Felt Glides	30		
Floor-saver Nylon Glides	38		
Metal Glides	26		
Non-slip Rubber Glides	18		

Additional features and options information see page 37.

**FAERON METAL | PATIENT**

DESCRIPTION/MODEL	COM		COL	FABRIC GRADES			LEATHER		
	1	2		4	5	6	7	8	9
	21" Open Polymer Arm, Silver Metallic Frame FAE2M-P21OPAS		1235	1348	1462	1578	1691	1804	2032
	21" Open Polymer Arm, Brushed Nickel Frame FAE2M-P21OPAN		1438	1552	1666	1779	1893	2007	2237
	21" Semi Closed Polymer Arm, Silver Metallic Frame FAE2M-P21SPAS		1689	1848	2006	2166	2325	2486	2805
	21" Semi Closed Polymer Arm, Brushed Nickel Frame FAE2M-P21SPAN		1892	2052	2211	2369	2530	2690	3009
	21" Closed Polymer Arm, Silver Metallic Frame FAE2M-P21CPAS		1699	1860	2019	2179	2339	2500	2818
	21" Closed Polymer Arm, Brushed Nickel Frame FAE2M-P21CPAN		1905	2064	2222	2382	2542	2699	3021
	24" Open Polymer Arm, Silver Metallic Frame FAE2M-P24OPAS		1303	1416	1531	1644	1756	1871	2102
	24" Open Polymer Arm, Brushed Nickel Frame FAE2M-P24OPAN		1506	1618	1733	1848	1962	2077	2303
	24" Semi Closed Polymer Arm, Silver Metallic Frame FAE2M-P24SPAS		1754	1916	2077	2236	2395	2554	2874
	24" Semi Closed Polymer Arm, Brushed Nickel Frame FAE2M-P24SPAN		1959	2118	2278	2438	2599	2760	3078
	24" Closed Polymer Arm, Silver Metallic Frame FAE2M-P24CPAS		1769	1928	2088	2247	2408	2567	2884
	24" Closed Polymer Arm, Brushed Nickel Frame FAE2M-P24CPAN		1972	2132	2293	2449	2611	2770	3090

**ORDERING NOTES:**

Faeron Metal chairs can also be specified with a Wood Arm (WA) or a Solid Surface Arm (SA), replace "PA" in the model number with the **Arm Style** selection below and add the upcharge listed.

Additional features and options information see page 37.

**Arm Style Option Upcharges****\$ List**


Solid Surface Arm (per pair) - Gr A White	601
Solid Surface Arm (per pair) - Gr A Color	627
Solid Surface Arm (per pair) - Gr B	677
Solid Surface Arm (per pair) - Gr C	711
Beech/Palette Wood Arm (per pair)	225


**PRODUCT CODE KEY**


Line	Series	Chair Type	Size	Arm Type	Arm Style	Metal Finish
FAE Faeron	2M Chair	P Patient Seating	21	O Open Arm	PA Polymer Arm	S Silver Metallic
			24	S Semi Closed Arm	WA Wood Arm	N Brushed Nickel
			30	C Closed Arm	SA Solid Surface Arm	

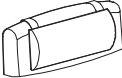
SIN 339113H - Hospital Geriatric Chairs & Lounge

FAERON METAL | PATIENT

DESCRIPTION/MODEL		COM		COL	FABRIC GRADES			LEATHER			
		1	2	3	4	5	6	7	8	9	
	30" Open Polymer Arm, Silver Metallic Frame FAE2M-P30OPAS		1382	1471	1556	1726	1898	2068	2239	2411	2752
	30" Open Polymer Arm, Brushed Nickel Frame FAE2M-P30OPAN		1587	1672	1756	1928	2102	2273	2443	2613	2957

	30" Semi Closed Polymer Arm, Silver Metallic Frame FAE2M-P30SPAS			2008	2227	2442	2659	2877	3094	3525
	30" Semi Closed Polymer Arm, Brushed Nickel Frame FAE2M-P30SPAN			2213	2430	2646	2862	3080	3297	3730

	30" Closed Polymer Arm, Silver Metallic Frame FAE2M-P30CPAS			2022	2239	2455	2672	2888	3105	3538
	30" Closed Polymer Arm, Brushed Nickel Frame FAE2M-P30CPAN			2224	2442	2658	2875	3093	3310	3741

DESCRIPTION/MODEL	COM		COL	FABRIC GRADES			LEATHER			Fabric Yardage	Shipping Weight	Cubes
	1	2		4	5	6	7	8	9			
	21" Adjustable Headrest FAE2-RHR21			454	483	515	542	573	615	0.9	2.3	0.9
	24" Adjustable Headrest FAE2-RHR24			500	534	567	598	631	676	0.9	2.3	0.9
	30" Plus Patient Headrest FAE2-RHR30			593	632	674	711	751	804	0.9	2.3	0.9

Faeron Metal Option Upcharges		\$ List	Arm Style Option Upcharges		\$ List
CAL 133 & Moisture Barrier (per yard)		67	Solid Surface Arm (per pair) - Gr A White		601
Ganging Bracket		60	Solid Surface Arm (per pair) - Gr A Color		627
Kinetic Back (not available for Plus)		126	Solid Surface Arm (per pair) - Gr B		677
21" & 24" Under-seat Splashguard		60	Solid Surface Arm (per pair) - Gr C		711
30" Under-seat Splashguard		75	Beech/Palette Wood Arm (per pair)		225
Removeable Seat Cover		94	<b>ORDERING NOTES:</b> Faeron Metal chairs can also be specified with a Wood Arm (WA) or a Solid Surface Arm (SA), replace "PA" in the model number with the <b>Arm Style</b> selection below and add the upcharge listed.		
Removable Back Cover		60			
Combination Upholstery - dual fabrics (per chair)		34			
Combination Upholstery - Three fabrics (per chair)		67			
Floor-saver Felt Glides		30			
Floor-saver Nylon Glides		38			
Metal Glides		26			
Non-slip Rubber Glides		18			

Additional features and options information see page 37.

PRODUCT CODE KEY

Line	Series	Chair Type	Size	Arm Type	Arm Style	Metal Finish
<div>FAE</div> Faeron	<div>2M</div> Chair	<div>P</div> Patient Seating	<div>21</div>	<div>O</div> Open Arm	<div>PA</div> Polymer Arm	<div>S</div> Silver Metallic
			<div>24</div>	<div>S</div> Semi Closed Arm	<div>WA</div> Wood Arm	<div>N</div> Brushed Nickel
			<div>30</div>	<div>C</div> Closed Arm	<div>SA</div> Solid Surface Arm	

To aid you in the process of specifying and ordering Faeron Multiple Seating, we have compiled the following summary. It explains the three different types of Faeron Multiple Seating – (a) Pre-Configured, (b) Start, Center & End Units and (c) the Freespan Multiple Units – including the features and considerations of each type, to assist in selecting the one that best suits each application. It is a requirement for all Faeron Multiple Seating orders, a drawing or plan view layout must accompany the order, so that we can verify that the specification is correct.

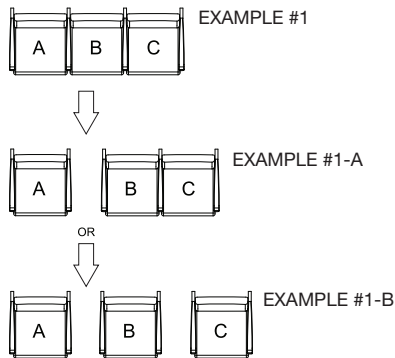
When building your multiple seating layout, please note that your order should start from left to right as you are facing the configuration.

### Pre-Configured Multiple Units

Pre-Configured Multiple Units are designed to be used when you have seating configurations that are 2-3 chair units in size.

#### Considerations if choosing to use Pre-Configured Units:

- Linking tables can be joined to either end of a Pre-Configured Multiple Unit, but not in-between
- There are no limitations to the number of Pre-Configured Multiple units that can be ganged together with the Faeron Linking Tables
- Pre-Configured Multiple Units are not available in 30" or 44" plus widths
- Pre-Configured Multiple Units are not designed to work with other multiple seating (Start, Center, End Units or Freespan Units) unless a Faeron Linking Table or linking brackets are used in-between the different types of multiple seating.
- Pre-Configured Multiple Units are built from Start, Center and End Units and therefore, can be reconfigured to singular or two-seat units. However, you may have to purchase additional components (arms, etc...) to be able to do this. See line drawings below for possible configurations that can be made from taking apart the Pre-Configured Multiple Units.



#### \*Please note:

Example #1-A requires an additional end unit arm for chair A, and a start unit arm for chair B.

Example #1-B requires an additional end unit arm for chair A, a start and end unit arm for chair B, and a start unit arm for chair C.

### Start, Center and End Multiple Seating Units

Start, Center and End Multiple Units are designed to be used when you have seating configurations that are greater than three chair units in size, and/or include 30" or 44" units. Also, before you start to build your multiple seating layout, please note that your order should start from left to right as you are facing the chair, therefore begin the configuration with a Start Unit, then move to a Center Unit and finish with an End Unit.

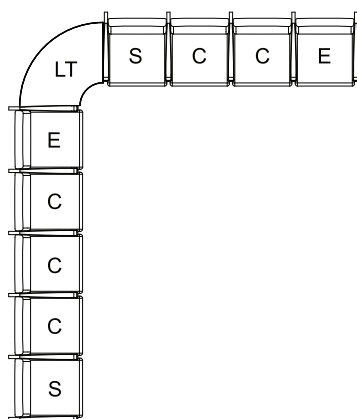
#### Considerations if choosing to use Start, Center and End Multiple Units:

- Start, Center and End units are available in all widths (21", 24", 30" & 44")
- There are no limitations to the amount of center units that can be ganged to a start or an end unit
- Faeron Linking Tables can be joined to any Faeron Start or End unit only (this is because the units are engineered with the finished arms)



## FAERON WOOD | MULTIPLE SEATING INSTRUCTIONS

See below for sample configurations of when you would use Start, Center and End Multiple Units.



### Freespan Multiple Units

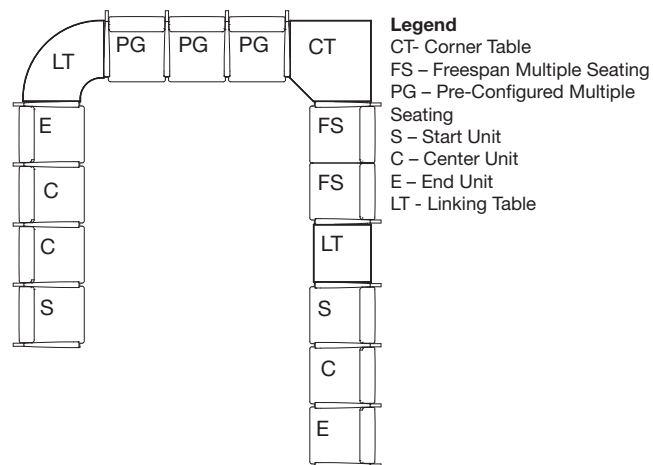
Freespan Multiple Units are designed to be used when you have seating configurations that are 2-3 chair units in size and a reduced number of legs are desirable. (see picture below).



### Considerations if choosing to use Freespan Multiple Units:

- Freespan Multiple Units come with a choice of a pre-configured unit with or without a center arm
- The unit with the center arm increases the overall width of the unit by 1" per arm
- Linking tables can be joined to either side of a Freespan Multiple Unit, but not in-between
- There are no limitations to the number of Freespan Multiple units that can be ganged together with the Faeron Linking Tables or linking brackets.
- Freespan Multiple Units are not available in 30" or 44" plus widths
- Freespan Multiple Units are not designed to work with other multiple seating (Start, Center, End Units or Freespan Units) unless a Faeron Linking Table or linking brackets are used in-between the different types of multiple seating.

Below illustrates possible configurations when you could use all three types of Faeron Multiple Seating together.



For more information on how to specify Faeron Multiple Seating, please contact Customer Service directly at 1-888-578-5784.

**FAERON WOOD | MULTIPLE SEATING - PRECONFIGURED UNITS****DIMENSIONS & COM REQUIREMENTS**

	Overall Width	Overall Depth	Overall Height	Seat Height	Height of Arms from Floor	Width Between Arms	Seat Depth	Shipping Weight	Cube	COM Seat & Back Yardage	COM Fabric Seat Yardage	COM Fabric Back Yardage	COM Fabric Closed Arm Panel Yardage
PCG21X2	48.3	26.3	34.5	19.0	25.0	21	19.5	76	28	3.0	1.5	2.1	1.2
PCP21X2	48.3	26.3	45.0	19.0	25.0	21	19.5	86	38	3.8	1.5	3.0	1.2
PCG21X3	71.5	26.3	34.5	19.0	25.0	21	19.5	109	41	4.6	2.4	3.5	1.6
PCP21X3	71.5	26.3	45.0	19.0	25.0	21	19.5	124	56	5.8	2.4	5.0	1.6
PCG24X2	54.3	26.3	34.5	19.0	25.0	24	19.5	83	31	3.0	1.5	2.1	1.2
PCP24X2	54.3	26.3	45.0	19.0	25.0	24	19.5	93	43	3.8	1.5	3.0	1.2
PCG24X3	80.5	26.3	34.5	19.0	25.0	24	19.5	121	46	4.6	2.4	3.5	1.6
PCP24X3	80.5	26.3	45.0	19.0	25.0	24	19.5	136	63	5.8	2.4	5.0	1.6

Note: Some vinyls, leathers & upholsteries are not suitable for application on Faeron seating. Please refer to page 628 for C.O.M approval process.

A drawing showing the configuration of the multiple seating and tables is required with each purchase order.

**WEIGHT CAPACITIES**


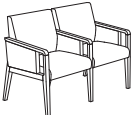
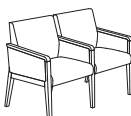



Faeron weight capacities are as follows:  
Guest & Patient Chairs (21" & 24") - 500 lbs

<b>Faeron Option Upcharges</b>	<b>\$ List</b>		<b>\$ List</b>
CAL 133 & Moisture Barrier (per yard)	67		
Combination Upholstery - dual fabrics (per chair)	34	Solid Surface Arm Cap (pair) - Gr A White	382
Combination Upholstery - Three fabrics (per chair)	67	Solid Surface Arm Cap (pair) - Gr A Color	394
Ganging Bracket	60	Solid Surface Arm Cap (pair) - Gr B	415
Kinetic Back (not available for Plus)	126	Solid Surface Arm Cap (pair) - Gr C	430
21" & 24" Under-seat Splashguard	60		
Removeable Seat Cover (per seat)	94	Solid Surface Arm (pair) - Gr A White	601
Removable Back Cover (per back)	60	Solid Surface Arm (pair) - Gr A Color	627
Urethane Arm Cap (each)	72	Solid Surface Arm (pair) - Gr C	711
Solid Surface Arm Cap (each) - Gr A White	191	Solid Surface Arm (pair) - Gr B	677
Solid Surface Arm Cap (each) - Gr A Color	196	See Page 643 for color selection.	
Solid Surface Arm Cap (each) - Gr B	207	Floor-saver Felt Glides	30
Solid Surface Arm Cap (each) - Gr C	215	Metal Glides	26
Solid Surface Arm (each) - Gr A White	301	Plastic Glides	8
Solid Surface Arm (each) - Gr A Color	313		
Solid Surface Arm (each) - Gr B	337	Additional features and options information see page 31.	
Solid Surface Arm (each) - Gr C	355		

**Patient backs** are available on multiple units, please change the model number FAE2-PCG to FAE2-PCP, and add the following upcharges per back:

	Grade 1	Grade 2	Grade 3	Grade 4	Grade 5	Grade 6	Grade 7	Grade 8	Grade 9
21" Chairs	66	77	94	119	144	172	198	225	278
24" Chairs	71	85	98	124	151	178	204	231	284

**FAERON WOOD | MULTIPLE SEATING - PRECONFIGURED UNITS**

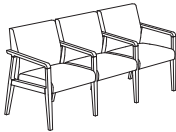
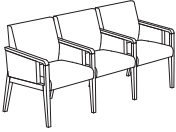
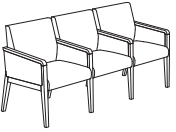
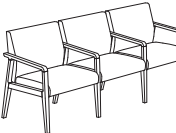
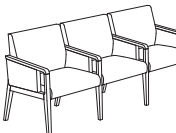
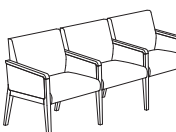
DESCRIPTION/MODEL	Species	COM		COL		FABRIC GRADES			LEATHER	
		1	2	3	4	5	6	7	8	9
	2 Seat - 21" Open Arm Pre-configured Unit, Guest Backs									
	FAE2-PCG21X2ONC Beech Palette	2081	2176	2273	2464	2656	2848	3038	3230	3614
	2 Seat - 21" Semi Closed Arm Pre-configured Unit, Guest Backs									
	FAE2-PCG21X2SNC Beech Palette	2751	2882	3015	3278	3542	3807	4069	4334	4861
	2 Seat - 21" Closed Arm Pre-configured Unit, Guest Backs									
	FAE2-PCG21X2CNC Beech Palette	2775	2908	3040	3304	3568	3833	4097	4360	4886
	2 Seat - 24" Open Arm Pre-configured Unit, Guest Backs									
	FAE2-PCG24X2ONC Beech Palette	2268	2364	2459	2650	2844	3034	3226	3417	3801
	2 Seat - 24" Semi Closed Arm Pre-configured Unit, Guest Backs									
	FAE2-PCG24X2SNC Beech Palette	2937	3070	3201	3463	3729	3992	4257	4521	5049
	2 Seat - 24" Closed Arm Pre-configured Unit, Guest Backs									
	FAE2-PCG24X2CNC Beech Palette	2964	3095	3227	3490	3755	4018	4284	4547	5074

**ORDERING NOTES:** Faeron chairs can be specified with Urethane Arm Caps (UC), Solid Surface Arm Caps (SC) or Solid Surface Arm (SA), replace "NC" in the model number with the **Arm Style** selection below and add the upcharge listed on page 116. Additional features and options information see page 31, Patient back option upcharge page 116.

## PRODUCT CODE KEY

Line	Series	Chair Type	Back Type	Size	Arm Type	Arm Style
FAE	2	PC	G	21X2	O	NC
Faeron	Chair	Pre-configured Multiple Unit	Guest		Open Arm	No Cap
			P	24X2	S	UC
			Patient		Semi Closed Arm	Urethane Cap
				21X3	C	SC
					Closed Arm	Solid Surface Cap
				24X3		SA
						Solid Surface Arm

**FAERON WOOD | MULTIPLE SEATING - PRECONFIGURED UNITS**

DESCRIPTION/MODEL	Species	COM		COL	FABRIC GRADES			LEATHER		
		1	2	3	4	5	6	7	8	9
	3 Seat - 21" Open Arm Pre-configured Unit, Guest Backs									
	FAE2-PCG21X3ONC Beech Palette	2957	3102	3245	3534	3819	4106	4394	4681	5257
	3 Seat - 21" Semi Closed Arm Pre-configured Unit, Guest Backs									
	FAE2-PCG21X3SNC Beech Palette	3871	4063	4255	4637	5021	5404	5787	6171	6937
	3 Seat - 21" Closed Arm Pre-configured Unit, Guest Backs									
	FAE2-PCG21X3CNC Beech Palette	3910	4102	4293	4677	5058	5444	5826	6210	6976
	3 Seat - 24" Open Arm Pre-configured Unit, Guest Backs									
	FAE2-PCG24X3ONC Beech Palette	3176	3269	3411	3699	3986	4274	4564	4848	5425
	3 Seat - 24" Semi Closed Arm Pre-configured Unit, Guest Backs									
	FAE2-PCG24X3SNC Beech Palette	4089	4230	4423	4804	5190	5572	5956	6337	7104
	3 Seat - 24" Closed Arm Pre-configured Unit, Guest Backs									
	FAE2-PCG24X3CNC Beech Palette	4129	4269	4461	4844	5227	5611	5995	6378	7145

**ORDERING NOTES:** Faeron chairs can be specified with Urethane Arm Caps (UC), Solid Surface Arm Caps (SC) or Solid Surface Arm (SA), replace "NC" in the model number with the **Arm Style** selection below and add the upcharge listed on page 116. Additional features and options information see page 31, Patient back option upcharge page 116.

## PRODUCT CODE KEY

Line	Series	Chair Type	Back Type	Size	Arm Type	Arm Style
FAE Faeron	2 Chair	PC Pre-configured Multiple Unit	G Guest	21X2	O Open Arm	NC No Cap
			P Patient	24X2	S Semi Closed Arm	UC Urethane Cap
				21X3	C Closed Arm	SC Solid Surface Cap
				24X3		SA Solid Surface Arm

**FAERON WOOD | MULTIPLE SEATING - START, CENTER & END UNITS****DIMENSIONS & COM REQUIREMENTS****FAERON MULTIPLE START UNITS**

	Overall Width	Overall Depth	Overall Height	Seat Height	Height of Arms from Floor	Width Between Arms	Seat Depth	Shipping Weight	Cube	COM Seat & Back Yardage	COM Fabric Seat Yardage	COM Fabric Back Yardage	COM Fabric Closed Arm Panel (Pair) Yardage
SG21	25	26.3	34.5	19	25	21	19.5	44	14	1.6	0.9	1.4	0.8
SP21	25	26.3	45	19	25	21	19.5	49	17	2.0	0.9	2.0	0.8
SG24	28	26.3	34.5	19	25	24	19.5	48	19	1.6	0.9	1.4	0.8
SP24	28	26.3	45	19	25	24	19.5	53	22	2.0	0.9	2.0	0.8
SG30	34	26.3	34.5	19	25	30	19.5	54	20	2.3	0.9	1.4	0.8
SP30	34	26.3	45	19	25	30	19.5	64	28	3.0	0.9	2.0	0.8
SG44	48	26.3	34.5	19	25	44	19.5	71	28	2.9	0.9	1.6	0.8

**FAERON MULTIPLE CENTER UNITS**

	Overall Width	Overall Depth	Overall Height	Seat Height	Height of Arms from Floor	Width Between Arms	Seat Depth	Shipping Weight	Cube	COM Seat & Back Yardage	COM Fabric Seat Yardage	COM Fabric Back Yardage	COM Fabric Closed Arm Panel Yardage
CG21	23	26.3	34.5	19	25	21	19.5	39	14	1.6	0.9	1.4	0.4
CP21	23	26.3	45	19	25	21	19.5	44	17	2.0	0.9	2.0	0.4
CG24	26	26.3	34.5	19	25	24	19.5	43	19	1.6	0.9	1.4	0.4
CP24	26	26.3	45	19	25	24	19.5	48	22	2.0	0.9	2.0	0.4
CG30	32	26.3	34.5	19	25	30	19.5	49	20	2.3	0.9	1.4	0.4
CP30	32	26.3	45	19	25	30	19.5	59	28	3.0	0.9	2.0	0.4
CG44	46	26.3	34.5	19	25	44	19.5	66	28	2.9	0.9	1.6	0.4

**FAERON MULTIPLE END UNITS**

	Overall Width	Overall Depth	Overall Height	Seat Height	Height of Arms from Floor	Width Between Arms	Seat Depth	Shipping Weight	Cube	COM Seat & Back Yardage	COM Fabric Seat Yardage	COM Fabric Back Yardage	COM Fabric Closed Arm Panel Yardage
EG21	23	26.3	34.5	19	25	21	19.5	39	14	1.6	0.9	1.4	0.4
EP21	23	26.3	45	19	25	21	19.5	44	17	2.0	0.9	2.0	0.4
EG24	26	26.3	34.5	19	25	24	19.5	43	19	1.6	0.9	1.4	0.4
EP24	26	26.3	45	19	25	24	19.5	48	22	2.0	0.9	2.0	0.4
EG30	32	26.3	34.5	19	25	30	19.5	49	20	2.3	0.9	1.4	0.4
EP30	32	26.3	45	19	25	30	19.5	59	28	3.0	0.9	2.0	0.4
EG44	46	26.3	34.5	19	25	44	19.5	66	28	2.9	0.9	1.6	0.4

**ORDERING NOTES:**

A drawing showing the configuration of the multiple seating and tables is required with each purchase order.

**WEIGHT CAPACITIES**

Faeron weight capacities are as follows:

Guest & Patient Chairs (21" & 24") - 500 lbs

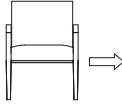
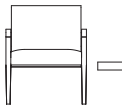
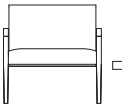
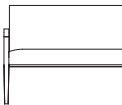
**Faeron Option Upcharges****\$ List****\$ List**

CAL 133 & Moisture Barrier (per yard)	67		
Combination Upholstery - dual fabrics (per chair)	34	Solid Surface Arm Cap (pair) - Gr A White	382
Combination Upholstery - Three fabrics (per chair)	67	Solid Surface Arm Cap (pair) - Gr A Color	394
Ganging Bracket	60	Solid Surface Arm Cap (pair) - Gr B	415
Kinetic Back (not available for Plus) (per chair)	126	Solid Surface Arm Cap (pair) - Gr C	430
21" & 24" Under-seat Splashguard (per seat)	60		
30" Under-seat Splashguard (per seat)	75	Solid Surface Arm (pair) - Gr A White	601
Removeable Seat Cover (per seat)	94	Solid Surface Arm (pair) - Gr A Color	627
Removable Back Cover (per back)	60	Solid Surface Arm (pair) - Gr C	711
Urethane Arm Cap (each)	72	Solid Surface Arm (pair) - Gr B	677
Solid Surface Arm Cap (each) - Gr A White	191	See Page 643 for color selection.	
Solid Surface Arm Cap (each) - Gr A Color	196		
Solid Surface Arm Cap (each) - Gr B	207	Floor-saver Felt Glides	30
Solid Surface Arm Cap (each) - Gr C	215	Metal Glides	26
Solid Surface Arm (each) - Gr A White	301	Plastic Glides	8
Solid Surface Arm (each) - Gr A Color	313		
Solid Surface Arm (each) - Gr B	337	Additional features and options information see page 31.	
Solid Surface Arm (each) - Gr C	355		

**Patient backs** are available on multiple units, please change the model number FAE2-PCG to FAE2-PCP, and add the following upcharges per back:

	Grade 1	Grade 2	Grade 3	Grade 4	Grade 5	Grade 6	Grade 7	Grade 8	Grade 9
21" Chairs	66	77	94	119	144	172	198	225	278
24" Chairs	71	85	98	124	151	178	204	231	284
30" Chairs	86	99	115	141	166	194	220	246	300

**FAERON WOOD | MULTIPLE SEATING - START, CENTER & END UNITS**

DESCRIPTION/MODEL		Species	COM	FABRIC GRADES						LEATHER	
			1	2	3	4	5	6	7	8	9
	21" Open Arm Start Unit, Guest Back FAE2-SG21ONC	Beech Palette	1190	1236	1284	1379	1474	1569	1667	1761	1954
	21" Semi Closed Arm Start Unit, Guest Back FAE2-SG21SNC	Beech Palette	1615	1689	1759	1903	2048	2191	2333	2479	2766
	21" Closed Arm Start Unit, Guest Back FAE2-SG21CNC	Beech Palette	1631	1699	1773	1916	2062	2205	2348	2492	2778
	24" Open Arm Start Unit, Guest Back FAE2-SG24ONC	Beech Palette	1273	1320	1370	1465	1561	1659	1752	1848	2041
	24" Semi Closed Arm Start Unit, Guest Back FAE2-SG24SNC	Beech Palette	1701	1774	1845	1990	2133	2277	2421	2565	2852
	24" Closed Arm Start Unit, Guest Back FAE2-SG24CNC	Beech Palette	1715	1788	1860	2003	2146	2293	2434	2579	2864
	30" Open Arm Start Unit, Guest Back FAE2-SG30ONC	Beech Palette	1453	1523	1589	1727	1866	2004	2142	2278	2554
	30" Semi Closed Arm Start Unit, Guest Back FAE2-SG30SNC	Beech Palette	1881	1975	2066	2253	2439	2625	2811	2995	3367
	30" Closed Arm Start Unit, Guest Back FAE2-SG30CNC	Beech Palette	1894	1987	2080	2268	2450	2636	2824	3009	3379
	44" Open Arm Start Unit, Guest Back FAE2-SG44ONC	Beech Palette	1787	1871	1959	2133	2305	2480	2655	2828	3176
	44" Semi Closed Arm Start Unit, Guest Back FAE2-SG44SNC	Beech Palette	2214	2324	2437	2657	2879	3101	3321	3542	3986
	44" Closed Arm Start Unit, Guest Back FAE2-SG44CNC	Beech Palette	2227	2338	2448	2670	2891	3113	3335	3555	4001

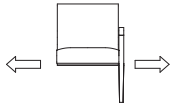
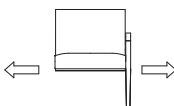
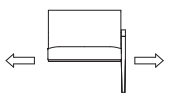
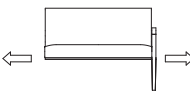
**ORDERING NOTES:** Faeron chairs can be specified with Urethane Arm Caps (UC), Solid Surface Arm Caps (SC) or Solid Surface Arm (SA), replace "NC" in the model number with the **Arm Style** selection below and add the upcharge listed on page 119. Additional features and options information see page 31, Patient back option upcharge see page 119.

## PRODUCT CODE KEY

Line	Series	Chair Type	Back Type	Size	Arm Type	Arm Style
F AE	2	S	G	21	O	NC
Faeron	Chair	Start Unit Multiple Seating	Guest		Open Arm	No Cap
		C	P	24	S	UC
		Center Unit Multiple Seating	Patient		Semi Closed Arm	Urethane Cap
		E		30	C	SC
		End Unit Multiple Seating			Closed Arm	Solid Surface Cap
						SA
						Solid Surface Arm



**FAERON WOOD | MULTIPLE SEATING - START, CENTER & END UNITS**

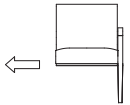
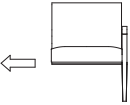
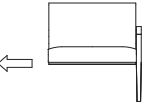
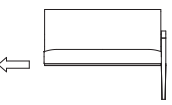
DESCRIPTION/MODEL		Species	COM 1	2	COL 3	4	FABRIC GRADES 5 6		7	LEATHER 8	9
	21" Open Arm Center Unit, Guest Back FAE2-CG21ONC	Beech Palette	1093	1141	1190	1284	1379	1474	1571	1667	1859
	21" Semi Closed Arm Center Unit, Guest Back FAE2-CG21SNC	Beech Palette	1334	1396	1455	1576	1693	1814	1933	2053	2294
	21" Closed Arm Center Unit, Guest Back FAE2-CG21SNC	Beech Palette	1348	1408	1467	1587	1705	1828	1947	2066	2304
	24" Open Arm Center Unit, Guest Back FAE2-CG24ONC	Beech Palette	1177	1226	1273	1371	1465	1561	1659	1752	1946
	24" Semi Closed Arm Center Unit, Guest Back FAE2-CG24SNC	Beech Palette	1422	1481	1540	1661	1779	1900	2020	2138	2379
	24" Closed Arm Center Unit, Guest Back FAE2-CG24CNC	Beech Palette	1435	1493	1555	1672	1793	1913	2033	2153	2392
	30" Open Arm Center Unit, Guest Back FAE2-CG30ONC	Beech Palette	1356	1426	1494	1633	1772	1908	2046	2185	2459
	30" Semi Closed Arm Center Unit, Guest Back FAE2-CG30SNC	Beech Palette	1602	1681	1760	1924	2086	2245	2409	2570	2893
	30" Closed Arm Center Unit, Guest Back FAE2-CG30CNC	Beech Palette	1613	1693	1774	1936	2098	2259	2421	2584	2906
	44" Open Arm Center Unit, Guest Back FAE2-CG44ONC	Beech Palette	1691	1776	1864	2038	2212	2385	2558	2735	3080
	44" Semi Closed Arm Center Unit, Guest Back FAE2-CG44SNC	Beech Palette	1932	2032	2131	2327	2526	2722	2920	3118	3513
	44" Closed Arm Center Unit, Guest Back FAE2-CG44CNC	Beech Palette	1946	2044	2144	2340	2538	2737	2933	3133	3525

**ORDERING NOTES:** Faeron chairs can be specified with Urethane Arm Caps (UC), Solid Surface Arm Caps (SC) or Solid Surface Arm (SA), replace "NC" in the model number with the **Arm Style** selection below and add the upcharge listed on page 119. Additional features and options information see page 31, Patient back option upcharge see page 119.

## PRODUCT CODE KEY

Line	Series	Chair Type	Back Type	Size	Arm Type	Arm Style
FAE Faeron	2 Chair	S Start Unit Multiple Seating	G Guest	21	O Open Arm	NC No Cap
		C Center Unit Multiple Seating	P Patient	24	S Semi Closed Arm	UC Urethane Cap
		E End Unit Multiple Seating		30	C Closed Arm	SC Solid Surface Cap
						SA Solid Surface Arm

**FAERON WOOD | MULTIPLE SEATING - START, CENTER & END UNITS**

DESCRIPTION/MODEL		Species	COM 1	2	COL 3	4	FABRIC GRADES 5		6	7	LEATHER 8	9
<div>End</div> <div></div>	21" Open Arm End Unit, Guest Back FAE2-EG21ONC	Beech Palette	1093	1141	1190	1284	1379	1474	1571	1667	1859	
	21" Semi Closed Arm End Unit, Guest Back FAE2-EG21SNC	Beech Palette	1334	1396	1455	1576	1693	1814	1933	2053	2294	
	21" Closed Arm End Unit, Guest Back FAE2-EG21CNC	Beech Palette	1348	1408	1467	1587	1705	1828	1947	2066	2304	
<div></div> <div></div>	24" Open Arm End Unit, Guest Back FAE2-EG24ONC	Beech Palette	1177	1226	1273	1371	1465	1561	1659	1752	1946	
	24" Semi Closed Arm End Unit, Guest Back FAE2-EG24SNC	Beech Palette	1422	1481	1540	1661	1779	1900	2020	2138	2379	
	24" Closed Arm End Unit, Guest Back FAE2-EG24CNC	Beech Palette	1435	1493	1555	1672	1793	1913	2033	2153	2392	
<div></div> <div></div>	30" Open Arm End Unit, Guest Back FAE2-EG30ONC	Beech Palette	1356	1426	1494	1633	1772	1908	2046	2185	2459	
	30" Semi Closed Arm End Unit, Guest Back FAE2-EG30SNC	Beech Palette	1602	1681	1760	1924	2086	2245	2409	2570	2893	
	30" Closed Arm End Unit, Guest Back FAE2-EG30CNC	Beech Palette	1613	1693	1774	1936	2098	2259	2421	2584	2906	
<div></div> <div></div>	44" Open Arm End Unit, Guest Back FAE2-EG44ONC	Beech Palette	1691	1776	1864	2038	2212	2385	2558	2735	3080	
	44" Semi Closed Arm End Unit, Guest Back FAE2-EG44SNC	Beech Palette	1932	2032	2131	2327	2526	2722	2920	3118	3513	
	44" Closed Arm End Unit, Guest Back FAE2-EG44CNC	Beech Palette	1946	2044	2144	2340	2538	2737	2933	3133	3525	

**ORDERING NOTES:** Faeron chairs can be specified with Urethane Arm Caps (UC), Solid Surface Arm Caps (SC) or Solid Surface Arm (SA), replace "NC" in the model number with the **Arm Style** selection below and add the upcharge listed on page 119. Additional features and options information see page 31, Patient back option upcharge see page 119.

## PRODUCT CODE KEY

Line	Series	Chair Type	Back Type	Size	Arm Type	Arm Style
<div>F AE</div> Faeron	<div>2</div> Chair	<div>S</div> Start Unit Multiple Seating	<div>G</div> Guest	<div>21</div>	<div>O</div> Open Arm	<div>NC</div> No Cap
		<div>C</div> Center Unit Multiple Seating	<div>P</div> Patient	<div>24</div>	<div>S</div> Semi Closed Arm	<div>UC</div> Urethane Cap
		<div>E</div> End Unit Multiple Seating		<div>30</div>	<div>C</div> Closed Arm	<div>SC</div> Solid Surface Cap
						<div>SA</div> Solid Surface Arm

**FAERON WOOD | MULTIPLE SEATING - FREESPAN UNITS****DIMENSIONS & COM REQUIREMENTS****UNIT WITH NO CENTER ARM**

	Overall Width	Overall Depth	Overall Height	Seat Height	Height of Arms from Floor	Width Between Arms	Seat Depth	Shipping Weight	Cube	COM Seat & Back Yardage	COM Fabric Seat Yardage	COM Fabric Back Yardage	COM Fabric Closed Arm Panel Yardage
PCFG21X2A	46.5	26.3	34.5	19	25.0	43.0	19.5	74	28	3.0	1.5	2.1	0.8
PCFP21X2A	46.5	26.3	45.0	19	25.0	43.0	19.5	84	37	3.8	1.5	3.0	0.8
PCFG21X3A	68.0	26.3	34.5	19	25.0	64.8	19.5	105	40	4.6	2.4	3.5	0.8
PCFP21X3A	68.0	26.3	45.0	19	25.0	64.8	19.5	120	54	5.8	2.4	5.0	0.8
PCFG24X2A	52.5	26.3	34.5	19	25.0	49.0	19.5	81	30	3.0	1.5	2.1	0.8
PCFP24X2A	52.5	26.3	45.0	19	25.0	49.0	19.5	91	42	3.8	1.5	3.0	0.8
PCFG24X3A	77.0	26.3	34.5	19	25.0	73.8	19.5	117	45	4.6	2.4	3.5	0.8
PCFP24X3A	77.0	26.3	45.0	19	25.0	73.8	19.5	132	61	5.8	2.4	5.0	0.8

**UNIT WITH CENTER ARM**

	Overall Width	Overall Depth	Overall Height	Seat Height	Height of Arms from Floor	Width Between Arms	Seat Depth	Shipping Weight	Cube	COM Seat & Back Yardage	COM Fabric Seat Yardage	COM Fabric Back Yardage
PCFG21X2B	48.3	26.3	34.5	19	25.0	21.5	19.5	77	28	3.0	1.5	2.1
PCFP21X2B	48.3	26.3	45.0	19	25.0	21.5	19.5	87	38	3.8	1.5	3.0
PCFG21X3B	71.5	26.3	34.5	19	25.0	21.5	19.5	111	40	4.6	2.4	3.5
PCFP21X3B	71.5	26.3	45.0	19	25.0	21.5	19.5	126	56	5.8	2.4	5.0
PCFG24X2B	54.3	26.3	34.5	19	25.0	24.5	19.5	84	30	3.0	1.5	2.1
PCFP24X2B	54.3	26.3	45.0	19	25.0	24.5	19.5	94	43	3.8	1.5	3.0
PCFG24X3B	80.5	26.3	34.5	19	25.0	24.5	19.5	123	45	4.6	2.4	3.5
PCFP24X3B	80.5	26.3	45.0	19	25.0	24.5	19.5	138	63	5.8	2.4	5.0

**UNIT WITH CENTER ARM (CONTINUED), GUEST AND PATIENT BACKS**

Unit With Center Arm (Continued)	COM Fabric Closed Arm Panels ( 2 Arms)	COM Fabric Closed Arm Panels ( 3 Arms)	COM Fabric Closed Arm Panels ( 4 Arms)
PCF21X2B	0.8	1.2	1.6
PCF21X3B	0.8	1.2	1.6
PCF24X2B	0.8	1.2	1.6
PCF24X3B	0.8	1.2	1.6

Note: Some vinyls, leathers & upholsteries are not suitable for application on Faeron seating.

The approval process is as follows:

1. A sample of the COM must be provided to Krug Customer Service prior to or at the time of order.
2. The sample will be reviewed and the customer advised if the fabric is unsuitable.
3. The COM fabric or leather will be inspected when received at the factory, to identify any further concerns with its suitability.

**ORDERING NOTES:**

A drawing showing the configuration of the multiple seating and tables is required with each purchase order.

**WEIGHT CAPACITIES**

Faeron weight capacities are as follows:

2-Seat Freespan - 525 lbs per unit



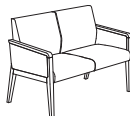
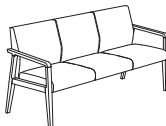
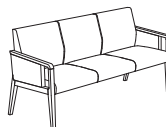
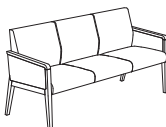
3-Seat Freespan - 750 lbs per unit

Faeron Option Upcharges	\$ List	\$ List
CAL 133 & Moisture Barrier (per yard)	67	
Combination Upholstery - dual fabrics (per chair)	34	Solid Surface Arm Cap (pair) - Gr A White 382
Combination Upholstery - Three fabrics (per chair)	67	Solid Surface Arm Cap (pair) - Gr A Color 394
Ganging Bracket	60	Solid Surface Arm Cap (pair) - Gr B 415
Kinetic Back (not available for Plus)	126	Solid Surface Arm Cap (pair) - Gr C 430
21" & 24" Under-seat Splashguard	60	
Removeable Seat Cover (per seat)	94	Solid Surface Arm (pair) - Gr A White 601
Removable Back Cover (per back)	60	Solid Surface Arm (pair) - Gr A Color 627
Urethane Arm Cap (each)	72	Solid Surface Arm (pair) - Gr C 711
Floor-saver Felt Glides	30	Solid Surface Arm (pair) - Gr B 677
Non-slip Rubber Glides	18	See Page 643 for color selection.
Metal Glides	26	
Plastic Glides	8	Additional features and options information see page 31.

**Patient backs** are available on multiple units, please change the model number FAE2-PCG to FAE2-PCP, and add the following upcharges per back:

	Grade 1	Grade 2	Grade 3	Grade 4	Grade 5	Grade 6	Grade 7	Grade 8	Grade 9
21" Chairs	66	77	94	119	144	172	198	225	278
24" Chairs	71	85	98	124	151	178	204	231	284

# FAERON WOOD | MULTIPLE SEATING - FREESPAN UNITS WITHOUT CENTER ARMS

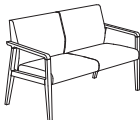
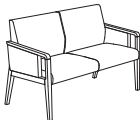
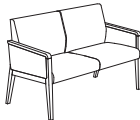
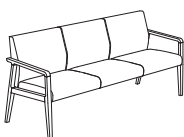
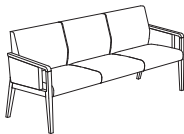
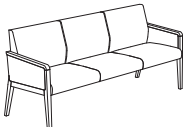
DESCRIPTION/MODEL	Species	COM		COL		FABRIC GRADES			LEATHER		
		1	2	3	4	5	6	7	8	9	
	21" Pre-Configured Freespan Unit - Open Arm 2 Seat, Guest Back										
	FAE2-PCFG21X2AONC	Beech	1925	2020	2117	2306	2501	2692	2882	3075	3458
	Palette										
	21" Pre-Configured Freespan Unit - Semi Closed Arm 2 Seat, Guest Back										
	FAE2-PCFG21X2ASNC	Beech	2353	2473	2594	2831	3073	3313	3552	3789	4270
	Palette										
	21" Pre-Configured Freespan Unit - Closed Arm 2 Seat, Guest Back										
	FAE2-PCFG21X2ACNC	Beech	2366	2486	2607	2847	3084	3323	3565	3803	4285
	Palette										
	21" Pre-Configured Freespan Unit - Open Arm 3 Seat, Guest Back										
	FAE2-PCFG21X3AONC	Beech	2619	2763	2906	3194	3481	3768	4058	4344	4919
	Palette										
	21" Pre-Configured Freespan Unit - Semi Closed Arm 3 Seat, Guest Back										
	FAE2-PCFG21X3ASNC	Beech	3049	3215	3383	3718	4055	4391	4727	5058	5729
	Palette										
	21" Pre-Configured Freespan Unit - Closed Arm 3 Seat, Guest Back										
	FAE2-PCFG21X3ACNC	Beech	3061	3229	3397	3731	4066	4402	4737	5074	5744
	Palette										

**ORDERING NOTES:** Faeron chairs can be specified with Urethane Arm Caps (UC), Solid Surface Arm Caps (SC) or Solid Surface Arm (SA), replace "NC" in the model number with the **Arm Style** selection below and add the upcharge listed on page 123. Additional features and options information see page 31, Patient back option upcharge page 123.

## PRODUCT CODE KEY

Line	Series	Chair Type	Back Type	Size	Unit Style	Arm Type	Arm Style
FAE	2	PCF	G	21X2	A	O	NC
Faeron	Chair	Pre-Configured Freespan Multiple Unit	Guest Back		Unit with no Center Arm	Open Arm	No Cap
			P	21X3	B	S	UC
			Patient Back		Unit with Center Arm	Semi Closed Arm	Urethane Cap
				24X2		C	SC
						Closed Arm	Solid Surface Cap
				24X3			SA
							Solid Surface Arm

# FAERON WOOD | MULTIPLE SEATING - FREESPAN UNITS WITHOUT CENTER ARMS

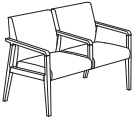
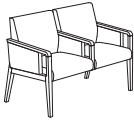

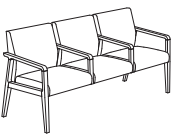
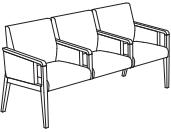
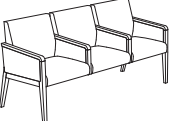
DESCRIPTION/MODEL	Species	COM		COL		FABRIC GRADES			LEATHER	
		1	2	3	4	5	6	7	8	9
	24" Pre-Configured Freespan Unit - Open Arm 2 Seat, Guest Back									
	FAE2-PCFG24X2AONC	Beech	2089	2187	2280	2473	2664	2856	3049	3238 3624
	24" Pre-Configured Freespan Unit - Semi Closed Arm 2 Seat, Guest Back									
	FAE2-PCFG24X2ASNC	Beech	2517	2638	2760	2996	3237	3477	3715	3955 4434
	24" Pre-Configured Freespan Unit - Closed Arm 2 Seat, Guest Back									
	FAE2-PCFG24X2ACNC	Beech	2531	2652	2770	3010	3250	3489	3730	3970 4447
	24" Pre-Configured Freespan Unit - Open Arm 3 Seat, Guest Back									
	FAE2-PCFG24X3AONC	Beech	2852	2996	3140	3429	3714	4004	4290	4579 5151
	24" Pre-Configured Freespan Unit - Semi Closed Arm 3 Seat, Guest Back									
	FAE2-PCFG24X3ASNC	Beech	3283	3450	3617	3953	4289	4622	4958	5294 5965
	24" Pre-Configured Freespan Unit - Closed Arm 3 Seat, Guest Back									
	FAE2-PCFG24X3ACNC	Beech	3294	3461	3629	3964	4301	4636	4971	5307 5977

**ORDERING NOTES:** Faeron chairs can be specified with Urethane Arm Caps (UC), Solid Surface Arm Caps (SC) or Solid Surface Arm (SA), replace "NC" in the model number with the **Arm Style** selection below and add the upcharge listed on page 123. Additional features and options information see page 31. Patient back option upcharge page 123.

## PRODUCT CODE KEY

Line	Series	Chair Type	Back Type	Size	Unit Style	Arm Type	Arm Style
F AE	2	PCF	G	21X2	A	O	NC
Faeron	Chair	Pre-Configured Freespan Multiple Unit	Guest Back		Unit with no Center Arm	Open Arm	No Cap
			P	21X3	B	S	UC
			Patient Back		Unit with Center Arm	Semi Closed Arm	Urethane Cap
				24X2		C	SC
						Closed Arm	Solid Surface Cap
				24X3			SA
							Solid Surface Arm

# FAERON WOOD | MULTIPLE SEATING - FREESPAN UNITS WITH CENTER ARMS

DESCRIPTION/MODEL	Species	COM		COL		FABRIC GRADES			LEATHER	
		1	2	3	4	5	6	7	8	9
	21" Pre-Configured Freespan Unit - Open Arm 2 Seat, Guest Back									
	FAE2-PCFG21X2BONC Beech Palette	2482	2579	2673	2864	3056	3247	3440	3630	4014
	21" Pre-Configured Freespan Unit - Semi Closed Arm 2 Seat, Guest Back									
	FAE2-PCFG21X2BSNC Beech Palette	3154	3287	3417	3682	3944	4207	4471	4734	5260
	21" Pre-Configured Freespan Unit - Closed Arm 2 Seat, Guest Back									
	FAE2-PCFG21X2BCNC Beech Palette	3180	3313	3442	3708	3972	4234	4498	4759	5286
	21" Pre-Configured Freespan Unit - Open Arm 3 Seat, Guest Back									
	FAE2-PCFG21X3BONC Beech Palette	3520	3664	3808	4093	4381	4669	4957	5244	5821
	21" Pre-Configured Freespan Unit - Semi Closed Arm 3 Seat, Guest Back									
	FAE2-PCFG21X3BSNC Beech Palette	4434	4625	4817	5199	5583	5968	6351	6734	7502
	21" Pre-Configured Freespan Unit - Closed Arm 3 Seat, Guest Back									
	FAE2-PCFG21X3BCNC Beech Palette	4474	4665	4855	5239	5622	6006	6389	6772	7539

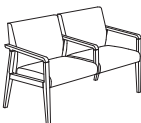
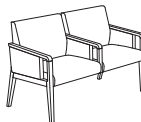
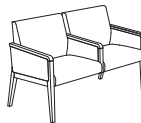
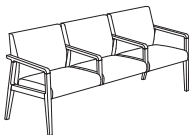
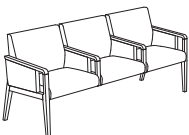
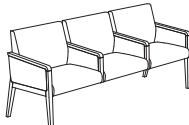
**ORDERING NOTES:** Faeron chairs can be specified with Urethane Arm Caps (UC), Solid Surface Arm Caps (SC) or Solid Surface Arm (SA), replace "NC" in the model number with the **Arm Style** selection below and add the upcharge listed on page 123. Additional features and options information see page 31, Patient back option upcharge page 123.

## PRODUCT CODE KEY

Line	Series	Chair Type	Back Type	Size	Unit Style	Arm Type	Arm Style
FAE	2	PCF	G	21X2	A	O	NC
Faeron	Chair	Pre-Configured Freespan Multiple Unit	Guest Back		Unit with no Center Arm	Open Arm	No Cap
			P	21X3	B	S	UC
			Patient Back		Unit with Center Arm	Semi Closed Arm	Urethane Cap
				24X2		C	SC
						Closed Arm	Solid Surface Cap
				24X3			SA
							Solid Surface Arm



# FAERON WOOD | MULTIPLE SEATING - FREESPAN UNITS WITH CENTER ARMS

DESCRIPTION/MODEL	Species	COM		COL	FABRIC GRADES				LEATHER		
		1	2	3	4	5	6	7	8	9	
	24" Pre-Configured Freespan Unit - Open Arm 2 Seat, Guest Back FAE2-PCFG24X2BONC	Beech Palette	2646	2742	2838	3028	3222	3411	3604	3797	4180
	24" Pre-Configured Freespan Unit - Semi Closed Arm 2 Seat, Guest Back FAE2-PCFG24X2BSNC	Beech Palette	3318	3450	3580	3845	4106	4372	4636	4899	5426
	24" Pre-Configured Freespan Unit - Closed Arm 2 Seat, Guest Back FAE2-PCFG24X2BCNC	Beech Palette	3344	3476	3605	3870	4132	4398	4663	4925	5451
	24" Pre-Configured Freespan Unit - Open Arm 3 Seat, Guest Back FAE2-PCFG24X3BONC	Beech Palette	3755	3897	4040	4330	4616	4902	5192	5478	6054
	24" Pre-Configured Freespan Unit - Semi Closed Arm 3 Seat, Guest Back FAE2-PCFG24X3BSNC	Beech Palette	4667	4861	5052	5434	5818	6201	6583	6965	7735
	24" Pre-Configured Freespan Unit - Closed Arm 3 Seat, Guest Back FAE2-PCFG24X3BCNC	Beech Palette	4707	4899	5088	5474	5857	6241	6623	7006	7773

**ORDERING NOTES:** Faeron chairs can be specified with Urethane Arm Caps (UC), Solid Surface Arm Caps (SC) or Solid Surface Arm (SA), replace "NC" in the model number with the **Arm Style** selection below and add the upcharge listed on page 123. Additional features and options information see page 31, Patient back option upcharge page 123.

## PRODUCT CODE KEY

Line	Series	Chair Type	Back Type	Size	Unit Style	Arm Type	Arm Style
FAE	2	PCF	G	21X2	A	O	NC
Faeron	Chair	Pre-Configured Freespan Multiple Unit	Guest Back		Unit with no Center Arm	Open Arm	No Cap
			P	21X3	B	S	UC
			Patient Back		Unit with Center Arm	Semi Closed Arm	Urethane Cap
				24X2		C	SC
						Closed Arm	Solid Surface Cap
				24X3			SA
							Solid Surface Arm

**FAERON METAL | MULTIPLE SEATING - PRECONFIGURED UNITS****DIMENSIONS & COM REQUIREMENTS**

	Overall Width	Overall Depth	Overall Height	Seat Height	Height of Arms from Floor	Width Between Arms	Seat Depth	Shipping Weight	Cube	COM Seat & Back Yardage	COM Fabric Seat Yardage	COM Fabric Back Yardage	COM Fabric Closed Arm Panel Yardage
PCG21X2	48.3	26.3	34.5	19.0	25.0	21	19.5	95	28	3.0	1.5	2.1	1.44
PCP21X2	48.3	26.3	45.0	19.0	25.0	21	19.5	105	38	3.8	1.5	3.0	1.44
PCG21X3	71.5	26.3	34.5	19.0	25.0	21	19.5	134	41	4.6	2.4	3.5	1.92
PCP21X3	71.5	26.3	45.0	19.0	25.0	21	19.5	149	56	5.8	2.4	5.0	1.92
PCG24X2	54.3	26.3	34.5	19.0	25.0	24	19.5	102	31	3.0	1.5	2.1	1.44
PCP24X2	54.3	26.3	45.0	19.0	25.0	24	19.5	112	43	3.8	1.5	3.0	1.44
PCG24X3	80.5	26.3	34.5	19.0	25.0	24	19.5	146	46	4.6	2.4	3.5	1.92
PCP24X3	80.5	26.3	45.0	19.0	25.0	24	19.5	161	63	5.8	2.4	5.0	1.92

Note: Some vinyls, leathers & upholsteries are not suitable for application on Faeron Metal seating. Please refer to page 628 for C.O.M approval process.

A drawing showing the configuration of the multiple seating and tables is required with each purchase order.

Faeron Option Upcharges	\$ List		\$ List
CAL 133 & Moisture Barrier (per yard)	67	Solid Surface Arm (each) - Gr A White	301
Ganging Bracket	60	Solid Surface Arm (each) - Gr A Color	313
Kinetic Back (not available for Plus)	126	Solid Surface Arm (each) - Gr B	337
21" & 24" Under-seat Splashguard	60	Solid Surface Arm (each) - Gr C	355
Removeable Seat Cover (per seat)	94		
Removable Back Cover (per back)	60	Solid Surface Arm (pair) - Gr A White	601
Combination Upholstery - dual fabrics (per chair)	34	Solid Surface Arm (pair) - Gr A Color	627
Combination Upholstery - Three fabrics (per chair)	67	Solid Surface Arm (pair) - Gr B	677
Beech/Palette Wood Arm (each)	113	Solid Surface Arm (pair) - Gr C	711
Beech/Palette Wood Arm (per pair)	225		
Floor-saver Nylon Glides	38	See Page 643 for color selection.	
Floor-saver Felt Glides	30		
Non-slip Rubber Glides	18		
Metal Glides	26		

Additional features and options information see page 37


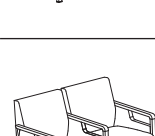
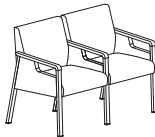
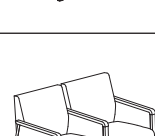
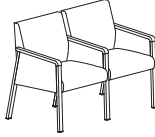


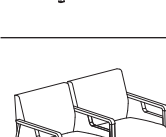
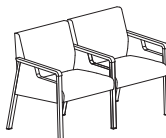
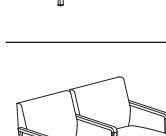

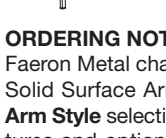
**Patient backs** are available on multiple units, please change the model number FAE2-PCG to FAE2-PCP, and add the following upcharges per back:

	Grade 1	Grade 2	Grade 3	Grade 4	Grade 5	Grade 6	Grade 7	Grade 8	Grade 9
21" Chairs	66	77	94	119	144	172	198	225	278
24" Chairs	71	85	98	124	151	178	204	231	284

**WEIGHT CAPACITIES**

Faeron Metal weight capacities are as follows:  
Guest & Patient Chairs (21" & 24") - 500 lbs

**FAERON METAL | MULTIPLE SEATING - PRECONFIGURED UNITS**

DESCRIPTION/MODEL	COM		COL	FABRIC GRADES				LEATHER	
	1	2	3	4	5	6	7	8	9
	2 Seat - 21" Open Polymer Arm Pre-configured Unit, Guest Backs, Silver Metallic Frame FAE2M-PCG21X2OPAS								
	1880	1972	2064	2245	2428	2611	2793	2974	3341
	2 Seat - 21" Open Polymer Arm Pre-configured Unit, Guest Backs, Brushed Nickel Frame FAE2M-PCG21X2OPAN								
	2187	2276	2368	2551	2736	2916	3098	3282	3645
	2 Seat - 21" Semi Closed Polymer Arm Pre-configured Unit, Guest Backs, Silver Metallic Frame FAE2M-PCG21X2SPAS								
	2521	2646	2770	3021	3272	3523	3774	4025	4527
	2 Seat - 21" Semi Closed Polymer Arm Pre-configured Unit, Guest Backs, Brushed Nickel Frame FAE2M-PCG21X2SPAN								
	2825	2950	3075	3325	3579	3828	4080	4331	4833
	2 Seat - 21" Closed Polymer Arm Pre-configured Unit, Guest Backs, Silver Metallic Frame FAE2M-PCG21X2CPAS								
	2544	2670	2796	3047	3298	3550	3799	4050	4552
	2 Seat - 21" Closed Polymer Arm Pre-configured Unit, Guest Backs, Brushed Nickel Frame FAE2M-PCG21X2CPAN								
	2850	2974	3101	3351	3603	3852	4104	4354	4857
	2 Seat - 24" Open Polymer Arm Pre-configured Unit, Guest Backs, Silver Metallic Frame FAE2M-PCG24X2OPAS								
	2058	2148	2240	2423	2606	2788	2971	3154	3519
	2 Seat - 24" Open Polymer Arm Pre-configured Unit, Guest Backs, Brushed Nickel Frame FAE2M-PCG24X2OPAN								
	2364	2455	2548	2726	2910	3094	3274	3457	3824
	2 Seat - 24" Semi Closed Polymer Arm Pre-configured Unit, Guest Backs, Silver Metallic Frame FAE2M-PCG24X2SPAS								
	2697	2822	2947	3199	3451	3704	3951	4204	4706
	2 Seat - 24" Semi Closed Polymer Arm Pre-configured Unit, Guest Backs, Brushed Nickel Frame FAE2M-PCG24X2SPAN								
	3003	3129	3253	3505	3756	4006	4257	4508	5009
	2 Seat - 24" Closed Polymer Arm Pre-configured Unit, Guest Backs, Silver Metallic Frame FAE2M-PCG24X2CPAS								
	2722	2848	2972	3223	3476	3727	3976	4228	4730
	2 Seat - 24" Closed Polymer Arm Pre-configured Unit, Guest Backs, Brushed Nickel Frame FAE2M-PCG24X2CPAN								
	3027	3154	3277	3531	3782	4032	4284	4533	5034

**ORDERING NOTES:**

Faeron Metal chairs can also be specified with a Wood Arm (WA) or a Solid Surface Arm (SA), replace "PA" in the model number with the **Arm Style** selection below and add the upcharge listed. Additional features and options information see page 37, option upcharges page 128.

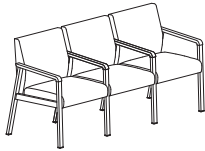
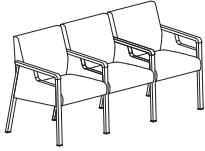
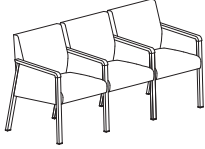
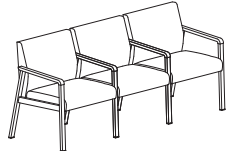
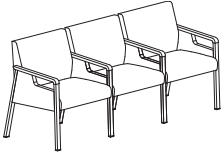
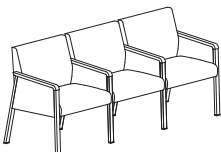
**Arm Style Option Upcharges****\$ List**

Solid Surface Arm (each) - Gr A White	301
Solid Surface Arm (each) - Gr A Color	313
Solid Surface Arm (each) - Gr B	337
Solid Surface Arm (each) - Gr C	355
Beech/Palette Wood Arm (each)	113

**PRODUCT CODE KEY**

Line	Series	Chair Type	Back Type	Size	Arm Type	Arm Style	Metal Finish
FAE	2M	UC	G	21X2	O	PA	S
Faeron	Chair	Pre-configured Multiple Unit	Guest		Open Arm	Polymer Arm	Silver Metallic
			P	24X2	S	WA	N
			Patient		Semi Closed Arm	Wood Arm	Brushed Nickel
				21X3	C	SA	
					Closed Arm	Solid Surface Arm	
				24X3			

# FAERON METAL | MULTIPLE SEATING - PRECONFIGURED UNITS

DESCRIPTION/MODEL	COM		COL		FABRIC GRADES			LEATHER	
	1	2	3	4	5	6	7	8	9
	3 Seat - 21" Open Polymer Arm Pre-configured Unit, Guest Backs, Silver Metallic Frame FAE2M-PCG21X3OPAS 2681 2819 2956 3230 3505 3777 4050 4323 4870								
	3 Seat - 21" Open Polymer Arm Pre-configured Unit, Guest Backs, Brushed Nickel Frame FAE2M-PCG21X3OPAN 3089 3226 3363 3636 3910 4183 4458 4732 5279								
	3 Seat - 21" Semi Closed Polymer Arm Pre-configured Unit, Guest Backs, Silver Metallic Frame FAE2M-PCG21X3SPAS 3553 3735 3917 4284 4647 5011 5378 5742 6472								
	3 Seat - 21" Semi Closed Polymer Arm Pre-configured Unit, Guest Backs, Brushed Nickel Frame FAE2M-PCG21X3SPAN 3959 4141 4322 4689 5055 5419 5784 6148 6880								
	3 Seat - 21" Closed Polymer Arm Pre-configured Unit, Guest Backs, Silver Metallic Frame FAE2M-PCG21X3CPAS 3589 3771 3954 4318 4684 5051 5414 5779 6510								
	3 Seat - 21" Closed Polymer Arm Pre-configured Unit, Guest Backs, Brushed Nickel Frame FAE2M-PCG21X3CPAN 3996 4179 4361 4727 5090 5455 5822 6185 6915								
	3 Seat - 24" Open Polymer Arm Pre-configured Unit, Guest Backs, Silver Metallic Frame FAE2M-PCG24X3OPAS 2890 2979 3116 3390 3663 3937 4211 4484 5032								
	3 Seat - 24" Open Polymer Arm Pre-configured Unit, Guest Backs, Brushed Nickel Frame FAE2M-PCG24X3OPAN 3297 3385 3522 3797 4069 4344 4617 4893 5441								
	3 Seat - 24" Semi Closed Polymer Arm Pre-configured Unit, Guest Backs, Silver Metallic Frame FAE2M-PCG24X3SPAS 3761 3895 4076 4442 4807 5173 5537 5901 6631								
	3 Seat - 24" Semi Closed Polymer Arm Pre-configured Unit, Guest Backs, Brushed Nickel Frame FAE2M-PCG24X3SPAN 4168 4301 4484 4847 5215 5580 5944 6308 7041								
	3 Seat - 24" Closed Polymer Arm Pre-configured Unit, Guest Backs, Silver Metallic Frame FAE2M-PCG24X3CPAS 3798 3931 4113 4479 4844 5210 5574 5939 6669								
	3 Seat - 24" Closed Polymer Arm Pre-configured Unit, Guest Backs, Brushed Nickel Frame FAE2M-PCG24X3CPAN 4205 4338 4523 4886 5253 5615 5980 6346 7075								

## ORDERING NOTES:

Faeron Metal chairs can also be specified with a Wood Arm (WA) or a Solid Surface Arm (SA), replace "PA" in the model number with the **Arm Style** selection below and add the upcharge listed. Additional features and options information see page 37, option upcharges page 128.

## Arm Style Option Upcharges

## \$ List

Solid Surface Arm (pair) - Gr A White	601
Solid Surface Arm (pair) - Gr A Color	627
Solid Surface Arm (pair) - Gr B	677
Solid Surface Arm (pair) - Gr C	711
Beech/Palette Wood Arm (per pair)	225

## PRODUCT CODE KEY

Line	Series	Chair Type	Back Type	Size	Arm Type	Arm Style	Metal Finish
FAE	2M	PC	G	21X2	O	PA	S
Faeron	Chair	Pre-configured Multiple Unit	Guest		Open Arm	Polymer Arm	Silver Metallic
			P	24X2	S	WA	N
			Patient		Semi Closed Arm	Wood Arm	Brushed Nickel
				21X3	C	SA	
					Closed Arm	Solid Surface Arm	
				24X3			

**FAERON METAL | MULTIPLE SEATING - START, CENTER & END UNITS****DIMENSIONS & COM REQUIREMENTS****FAERON METAL MULTIPLE START UNITS**

	Overall Width	Overall Depth	Overall Height	Seat Height	Height of Arms from Floor	Width Between Arms	Seat Depth	Shipping Weight	Cube	COM Seat & Back Yardage	COM Fabric Seat Yardage	COM Fabric Back Yardage	COM Fabric Closed Arm Panel (Pair) Yardage
SG21	25	26.3	34.5	19	25	21	19.5	56	14	1.6	0.9	1.4	0.96
SP21	25	26.3	45	19	25	21	19.5	61	17	2.0	0.9	2.0	0.96
SG24	28	26.3	34.5	19	25	24	19.5	60	19	1.6	0.9	1.4	0.96
SP24	28	26.3	45	19	25	24	19.5	65	22	2.0	0.9	2.0	0.96
SG30	34	26.3	34.5	19	25	30	19.5	66	20	2.3	0.9	1.4	0.96
SP30	34	26.3	45	19	25	30	19.5	76	28	3.0	0.9	2.0	0.96
SG44	48	26.3	34.5	19	25	44	19.5	83	28	2.9	0.9	1.6	0.96

**FAERON METAL MULTIPLE CENTER UNITS**

	Overall Width	Overall Depth	Overall Height	Seat Height	Height of Arms from Floor	Width Between Arms	Seat Depth	Shipping Weight	Cube	COM Seat & Back Yardage	COM Fabric Seat Yardage	COM Fabric Back Yardage	COM Fabric Closed Arm Panel Yardage
CG21	23	26.3	34.5	19	25	21	19.5	46	14	1.6	0.9	1.4	0.48
CP21	23	26.3	45	19	25	21	19.5	51	17	2.0	0.9	2.0	0.48
CG24	26	26.3	34.5	19	25	24	19.5	50	19	1.6	0.9	1.4	0.48
CP24	26	26.3	45	19	25	24	19.5	55	22	2.0	0.9	2.0	0.48
CG30	32	26.3	34.5	19	25	30	19.5	56	20	2.3	0.9	1.4	0.48
CP30	32	26.3	45	19	25	30	19.5	66	28	3.0	0.9	2.0	0.48
CG44	46	26.3	34.5	19	25	44	19.5	73	28	2.9	0.9	1.6	0.48

**FAERON METAL MULTIPLE END UNITS**

	Overall Width	Overall Depth	Overall Height	Seat Height	Height of Arms from Floor	Width Between Arms	Seat Depth	Shipping Weight	Cube	COM Seat & Back Yardage	COM Fabric Seat Yardage	COM Fabric Back Yardage	COM Fabric Closed Arm Panel Yardage
EG21	23	26.3	34.5	19	25	21	19.5	46	14	1.6	0.9	1.4	0.48
EP21	23	26.3	45	19	25	21	19.5	51	17	2.0	0.9	2.0	0.48
EG24	26	26.3	34.5	19	25	24	19.5	50	19	1.6	0.9	1.4	0.48
EP24	26	26.3	45	19	25	24	19.5	55	22	2.0	0.9	2.0	0.48
EG30	32	26.3	34.5	19	25	30	19.5	56	20	2.3	0.9	1.4	0.48
EP30	32	26.3	45	19	25	30	19.5	66	28	3.0	0.9	2.0	0.48
EG44	46	26.3	34.5	19	25	44	19.5	73	28	2.9	0.9	1.6	0.48

**ORDERING NOTES:**

A drawing showing the configuration of the multiple seating and tables is required with each purchase order.

**WEIGHT CAPACITIES**

Faeron Metal weight capacities are as follows:

Guest & Patient Chairs (21" & 24") - 500 lbs

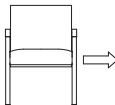
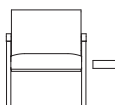
Faeron Option Upcharges	\$ List	\$ List
CAL 133 & Moisture Barrier (per yard)	67	Beech/Palette Wood Arm (each) 113
Ganging Bracket	60	Beech/Palette Wood Arm (per pair) 225
Kinetic Back (not available for Plus)	126	Solid Surface Arm (each) - Gr A White 301
21" & 24" Under-seat Splashguard	60	Solid Surface Arm (each) - Gr A Color 313
30" Under-seat Splashguard	75	Solid Surface Arm (each) - Gr B 337
44" Under-seat Splashguard	95	Solid Surface Arm (each) - Gr C 355
Removeable Seat Cover (per seat)	94	
Removeable Back Cover (per back)	60	Solid Surface Arm (pair) - Gr A White 601
Combination Upholstery - dual fabrics (per chair)	34	Solid Surface Arm (pair) - Gr A Color 627
Combination Upholstery - Three fabrics (per chair)	67	Solid Surface Arm (pair) - Gr B 677
Floor-saver Felt Glides	30	Solid Surface Arm (pair) - Gr C 711
Floor-saver Nylon Glides	38	
Non-slip Rubber Glides	18	See Page 643 for color selection.
Metal Glides	26	

Additional features and options information see page 37.

**Patient backs** are available on multiple units, please change the model number FAE2M-SG to FAE2M-SP and add the following upcharges per back:

	Grade 1	Grade 2	Grade 3	Grade 4	Grade 5	Grade 6	Grade 7	Grade 8	Grade 9
21" Chairs	66	77	94	119	144	172	198	225	278
24" Chairs	71	85	98	124	151	178	204	231	284
30" Chairs	86	99	115	141	166	194	220	246	300

**FAERON METAL | MULTIPLE SEATING - START, CENTER & END UNITS**

DESCRIPTION/MODEL		COM	FABRIC GRADES							LEATHER
		1	2	COL 3	4	5	6	7	8	9
	21" Open Polymer Arm Start Unit, Guest Back, Silver Metallic Frame FAE2M-SG21OPAS	1064	1111	1152	1246	1335	1428	1519	1611	1793
	21" Open Polymer Arm Start Unit, Guest Back, Brushed Nickel Frame FAE2M-SG21OPAN	1267	1313	1358	1449	1539	1632	1724	1815	1997
	21" Semi Closed Polymer Arm Start Unit, Guest Back, Silver Metallic Frame FAE2M-SG21SPAS	1472	1539	1609	1746	1882	2019	2157	2294	2567
	21" Semi Closed Polymer Arm Start Unit, Guest Back, Brushed Nickel Frame FAE2M-SG21SPAN	1675	1744	1813	1949	2086	2222	2361	2496	2770
	21" Closed Polymer Arm Start Unit, Guest Back, Silver Metallic Frame FAE2M-SG21CPAS	1484	1554	1620	1756	1894	2031	2168	2304	2580
	21" Closed Polymer Arm Start Unit, Guest Back, Brushed Nickel Frame FAE2M-SG21CPAN	1689	1754	1823	1962	2098	2236	2374	2509	2784
	24" Open Polymer Arm Start Unit, Guest Back, Silver Metallic Frame FAE2M-SG24OPAS	1146	1192	1237	1329	1421	1509	1603	1693	1877
	24" Open Polymer Arm Start Unit, Guest Back, Brushed Nickel Frame FAE2M-SG24OPAN	1349	1396	1441	1533	1622	1714	1804	1896	2079
	24" Semi Closed Polymer Arm Start Unit, Guest Back, Silver Metallic Frame FAE2M-SG24SPAS	1555	1621	1691	1830	1964	2102	2239	2376	2649
	24" Semi Closed Polymer Arm Start Unit, Guest Back, Brushed Nickel Frame FAE2M-SG24SPAN	1755	1824	1893	2031	2167	2303	2442	2579	2852
	24" Closed Polymer Arm Start Unit, Guest Back, Silver Metallic Frame FAE2M-SG24CPAS	1566	1634	1703	1840	1977	2113	2252	2387	2661
	24" Closed Polymer Arm Start Unit, Guest Back, Brushed Nickel Frame FAE2M-SG24CPAN	1770	1838	1906	2043	2180	2318	2455	2589	2864

**ORDERING NOTES:**

Faeron Metal chairs can also be specified with a Wood Arm (WA) or a Solid Surface Arm (SA), replace "PA" in the model number with the **Arm Style** selection below and add the upcharge listed. Additional features and options information see page 37, option upcharges page 131.

**Arm Style Option Upcharges****\$ List**

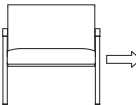
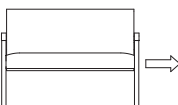
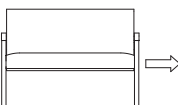
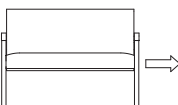
Solid Surface Arm (pair) - Gr A White	601
Solid Surface Arm (pair) - Gr A Color	627
Solid Surface Arm (pair) - Gr B	677
Solid Surface Arm (pair) - Gr C	711
Beech/Palette Wood Arm (per pair)	225

**PRODUCT CODE KEY**

Line	Series	Chair Type	Back Type	Size	Arm Type	Arm Style	Metal Finish
FAE	2M	S	G	21	O	PA	S
Faeron	Chair	Start Unit	Guest		Open Arm	Polymer Arm	Silver Metallic
		Multiple Seating	P	24	S	WA	N
		Center Unit	Patient		Semi Closed Arm	Wood Arm	Brushed Nickel
		Multiple Seating		30	C	SA	
		End Unit			Closed Arm	Solid Surface Arm	
		Multiple Seating		44			



**FAERON METAL | MULTIPLE SEATING - START, CENTER & END UNITS**

DESCRIPTION/MODEL		COM	FABRIC GRADES							LEATHER
		1	2	3	4	5	6	7	8	9
	Start	30" Open Polymer Arm Start Unit, Guest Back, Silver Metallic Frame								
	FAE2M-SG30OPAS	1316	1381	1446	1580	1710	1842	1972	2103	2366
		30" Open Polymer Arm Start Unit, Guest Back, Brushed Nickel Frame								
	FAE2M-SG30OPAN	1519	1584	1649	1781	1913	2044	2175	2305	2570
		30" Semi Closed Polymer Arm Start Unit, Guest Back, Silver Metallic Frame								
	FAE2M-SG30SPAS	1725	1814	1901	2079	2254	2432	2609	2786	3138
		30" Semi Closed Polymer Arm Start Unit, Guest Back, Brushed Nickel Frame								
	FAE2M-SG30SPAN	1928	2017	2104	2281	2459	2635	2811	2989	3344
		30" Closed Polymer Arm Start Unit, Guest Back, Silver Metallic Frame								
	FAE2M-SG30CPAS	1738	1824	1913	2089	2268	2444	2620	2797	3153
		30" Closed Polymer Arm Start Unit, Guest Back, Brushed Nickel Frame								
	FAE2M-SG30CPAN	1941	2028	2116	2295	2471	2649	2824	3001	3354
		44" Open Polymer Arm Start Unit, Guest Back, Silver Metallic Frame								
	FAE2M-SG44OPAS	1633	1715	1798	1963	2130	2295	2460	2627	2956
		44" Open Polymer Arm Start Unit, Guest Back, Brushed Nickel Frame								
	FAE2M-SG44OPAN	1836	1918	2002	2166	2332	2500	2662	2829	3159
		44" Semi Closed Polymer Arm Start Unit, Guest Back, Silver Metallic Frame								
	FAE2M-SG44SPAS	2041	2146	2252	2462	2673	2883	3095	3304	3730
		44" Semi Closed Polymer Arm Start Unit, Guest Back, Brushed Nickel Frame								
	FAE2M-SG44SPAN	2244	2350	2457	2665	2878	3089	3299	3510	3932
		44" Closed Polymer Arm Start Unit, Guest Back, Silver Metallic Frame								
	FAE2M-SG44CPAS	2053	2160	2264	2474	2686	2898	3106	3319	3741
		44" Closed Polymer Arm Start Unit, Guest Back, Brushed Nickel Frame								
	FAE2M-SG44CPAN	2256	2364	2469	2679	2890	3101	3313	3522	3946

**ORDERING NOTES:**

Faeron Metal chairs can also be specified with a Wood Arm (WA) or a Solid Surface Arm (SA), replace "PA" in the model number with the **Arm Style** selection below and add the upcharge listed. See Page 643 for color selection. Additional features and options information see page 37, option upcharges page 131.

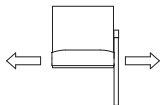
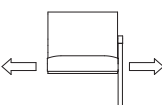
**Arm Style Option Upcharges****\$ List**

Solid Surface Arm (pair) - Gr A White	601
Solid Surface Arm (pair) - Gr A Color	627
Solid Surface Arm (pair) - Gr B	677
Solid Surface Arm (pair) - Gr C	711
Beech/Palette Wood Arm (per pair)	225

**PRODUCT CODE KEY**

Line	Series	Chair Type	Back Type	Size	Arm Type	Arm Style	Metal Finish
FAE	2M	S	G	21	O	PA	S
Faeron	Chair	Start Unit	Guest		Open Arm	Polymer Arm	Silver Metallic
		Multiple Seating	P	24	S	WA	N
		Center Unit	Patient		Semi Closed Arm	Wood Arm	Brushed Nickel
		Multiple Seating		30	C	SA	
		End Unit			Closed Arm	Solid Surface Arm	
		Multiple Seating		44			

**FAERON METAL | MULTIPLE SEATING - START, CENTER & END UNITS**

DESCRIPTION/MODEL		COM	COL		FABRIC GRADES			LEATHER		
		1	2	3	4	5	6	7	8	9
	21" Open Polymer Arm Center Unit, Guest Back, Silver Metallic Frame FAE2M-CG21OPAS	1005	1052	1097	1190	1281	1371	1462	1555	1736
	21" Open Polymer Arm Center Unit, Guest Back, Brushed Nickel Frame FAE2M-CG21OPAN	1108	1151	1198	1290	1381	1473	1563	1657	1838
	21" Semi Closed Polymer Arm Center Unit, Guest Back, Silver Metallic Frame FAE2M-CG21SPAS	1237	1293	1352	1465	1581	1693	1806	1922	2148
	21" Semi Closed Polymer Arm Center Unit, Guest Back, Brushed Nickel Frame FAE2M-CG21SPAN	1338	1396	1453	1567	1681	1794	1908	2023	2252
	21" Closed Polymer Arm Center Unit, Guest Back, Silver Metallic Frame FAE2M-CG21CPAS	1250	1307	1362	1478	1592	1705	1818	1933	2163
	21" Closed Polymer Arm Center Unit, Guest Back, Brushed Nickel Frame FAE2M-CG21CPAN	1352	1408	1465	1581	1693	1806	1922	2034	2264
	24" Open Polymer Arm Center Unit, Guest Back, Silver Metallic Frame FAE2M-CG24OPAS	1088	1135	1178	1272	1360	1453	1544	1635	1817
	24" Open Polymer Arm Center Unit, Guest Back, Brushed Nickel Frame FAE2M-CG24OPAN	1191	1235	1282	1372	1463	1556	1645	1738	1919
	24" Semi Closed Polymer Arm Center Unit, Guest Back, Silver Metallic Frame FAE2M-CG24SPAS	1319	1376	1431	1547	1662	1775	1891	2003	2230
	24" Semi Closed Polymer Arm Center Unit, Guest Back, Brushed Nickel Frame FAE2M-CG24SPAN	1421	1478	1535	1648	1764	1879	1991	2106	2332
	24" Closed Polymer Arm Center Unit, Guest Back, Silver Metallic Frame FAE2M-CG24CPAS	1332	1389	1445	1559	1673	1789	1903	2017	2242
	24" Closed Polymer Arm Center Unit, Guest Back, Brushed Nickel Frame FAE2M-CG24CPAN	1431	1491	1547	1662	1775	1891	2003	2117	2346

**ORDERING NOTES:**

Faeron Metal chairs can also be specified with a Wood Arm (WA) or a Solid Surface Arm (SA), replace "PA" in the model number with the **Arm Style** selection below and add the upcharge listed. See Page 643 for color selection. Additional features and options information see page 37, option upcharges page 131.

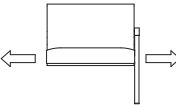


**Arm Style Option Upcharges****\$ List**

Solid Surface Arm (each) - Gr A White	301
Solid Surface Arm (each) - Gr A Color	313
Solid Surface Arm (each) - Gr B	337
Solid Surface Arm (each) - Gr C	355
Beech/Palette Wood Arm (each)	113

**PRODUCT CODE KEY**

Line	Series	Chair Type	Back Type	Size	Arm Type	Arm Style	Metal Finish
FAE	2M	S	G	21	O	PA	S
Faeron	Chair	Start Unit Multiple Seating	Guest		Open Arm	Polymer Arm	Silver Metallic
		C	P	24	S	WA	N
		Center Unit Multiple Seating	Patient		Semi Closed Arm	Wood Arm	Brushed Nickel
		E		30	C	SA	
		End Unit Multiple Seating		44	Closed Arm	Solid Surface Arm	

**FAERON METAL | MULTIPLE SEATING - START, CENTER & END UNITS**

DESCRIPTION/MODEL		COM 1	2	COL 3	FABRIC GRADES			7	LEATHER 8	9
	Center	30" Open Polymer Arm Center Unit, Guest Back, Silver Metallic Frame								
	FAE2M-CG30OPAS	1258	1325	1391	1521	1650	1782	1914	2046	2306
	30" Open Polymer Arm Center Unit, Guest Back, Brushed Nickel Frame									
	FAE2M-CG30OPAN	1359	1425	1492	1622	1753	1884	2017	2147	2410
	30" Semi Closed Polymer Arm Center Unit, Guest Back, Silver Metallic Frame									
	FAE2M-CG30SPAS	1489	1567	1644	1798	1953	2106	2259	2412	2722
	30" Semi Closed Polymer Arm Center Unit, Guest Back, Brushed Nickel Frame									
	FAE2M-CG30SPAN	1590	1668	1746	1900	2053	2209	2362	2515	2824
	30" Closed Polymer Arm Center Unit, Guest Back, Silver Metallic Frame									
	FAE2M-CG30CPAS	1502	1581	1657	1810	1964	2117	2273	2425	2737
	30" Closed Polymer Arm Center Unit, Guest Back, Brushed Nickel Frame									
	FAE2M-CG30CPAN	1604	1681	1756	1912	2065	2219	2375	2527	2836
	44" Open Polymer Arm Center Unit, Guest Back, Silver Metallic Frame									
	FAE2M-CG44OPAS	1576	1659	1743	1906	2070	2238	2401	2567	2899
	44" Open Polymer Arm Center Unit, Guest Back, Brushed Nickel Frame									
	FAE2M-CG44OPAN	1676	1759	1842	2007	2172	2339	2504	2669	3000
	44" Semi Closed Polymer Arm Center Unit, Guest Back, Silver Metallic Frame									
	FAE2M-CG44SPAS	1806	1900	1993	2184	2371	2558	2746	2934	3313
	44" Semi Closed Polymer Arm Center Unit, Guest Back, Brushed Nickel Frame									
	FAE2M-CG44SPAN	1908	2002	2096	2284	2473	2661	2849	3037	3413
	44" Closed Polymer Arm Center Unit, Guest Back, Silver Metallic Frame									
	FAE2M-CG44CPAS	1818	1912	2006	2194	2384	2571	2761	2947	3323
	44" Closed Polymer Arm Center Unit, Guest Back, Brushed Nickel Frame									
	FAE2M-CG44CPAN	1922	2016	2109	2298	2486	2673	2860	3050	3427

**ORDERING NOTES:**

Faeron Metal chairs can also be specified with a Wood Arm (WA) or a Solid Surface Arm (SA), replace "PA" in the model number with the **Arm Style** selection below and add the upcharge listed. See Page 643 for color selection. Additional features and options information see page 37, option upcharges page 131.

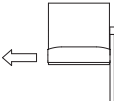
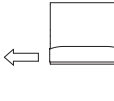
**Arm Style Option Upcharges****\$ List**

Solid Surface Arm (each) - Gr A White	301
Solid Surface Arm (each) - Gr A Color	313
Solid Surface Arm (each) - Gr B	337
Solid Surface Arm (each) - Gr C	355
Beech/Palette Wood Arm (each)	113

**PRODUCT CODE KEY**

Line	Series	Chair Type	Back Type	Size	Arm Type	Arm Style	Metal Finish
FAE	2M	S	G	21	O	PA	S
Faeron	Chair	Start Unit	Guest		Open Arm	Polymer Arm	Silver Metallic
		Multiple Seating	P	24	S	WA	N
		Center Unit	Patient		Semi Closed Arm	Wood Arm	Brushed Nickel
		Multiple Seating		30	C	SA	
		End Unit			Closed Arm	Solid Surface Arm	
		Multiple Seating		44			

**FAERON METAL | MULTIPLE SEATING - START, CENTER & END UNITS**

DESCRIPTION/MODEL		COM	FABRIC GRADES					LEATHER		
		1	2	3	4	5	6	7	8	9
<div>End</div> <div></div>	21" Open Polymer Arm End Unit, Guest Back, Silver Metallic Frame FAE2M-EG21OPAS	1005	1052	1097	1190	1281	1371	1462	1555	1736
	21" Open Polymer Arm End Unit, Guest Back, Brushed Nickel Frame FAE2M-EG21OPAN	1108	1151	1198	1290	1381	1473	1563	1657	1838
	21" Semi Closed Polymer Arm End Unit, Guest Back, Silver Metallic Frame FAE2M-EG21SPAS	1237	1293	1352	1465	1581	1693	1806	1922	2148
	21" Semi Closed Polymer Arm End Unit, Guest Back, Brushed Nickel Frame FAE2M-EG21SPAN	1338	1396	1453	1567	1681	1794	1908	2023	2252
	21" Closed Polymer Arm End Unit, Guest Back, Silver Metallic Frame FAE2M-EG21CPAS	1250	1307	1362	1478	1592	1705	1818	1933	2163
	21" Closed Polymer Arm End Unit, Guest Back, Brushed Nickel Frame FAE2M-EG21CPAN	1352	1408	1465	1581	1693	1806	1922	2034	2264
<div></div> <div></div>	24" Open Polymer Arm End Unit, Guest Back, Silver Metallic Frame FAE2M-EG24OPAS	1088	1135	1178	1272	1360	1453	1544	1635	1817
	24" Open Polymer Arm End Unit, Guest Back, Brushed Nickel Frame FAE2M-EG24OPAN	1191	1235	1282	1372	1463	1556	1645	1738	1919
	24" Semi Closed Polymer Arm End Unit, Guest Back, Silver Metallic Frame FAE2M-EG24SPAS	1319	1376	1431	1547	1662	1775	1891	2003	2230
	24" Semi Closed Polymer Arm End Unit, Guest Back, Brushed Nickel Frame FAE2M-EG24SPAN	1421	1478	1535	1648	1764	1879	1991	2106	2332
	24" Closed Polymer Arm End Unit, Guest Back, Silver Metallic Frame FAE2M-EG24CPAS	1332	1389	1445	1559	1673	1789	1903	2017	2242
	24" Closed Polymer Arm End Unit, Guest Back, Brushed Nickel Frame FAE2M-EG24CPAN	1431	1491	1547	1662	1775	1891	2003	2117	2346

**ORDERING NOTES:**

Faeron Metal chairs can also be specified with a Wood Arm (WA) or a Solid Surface Arm (SA), replace "PA" in the model number with the **Arm Style** selection below and add the upcharge listed. See Page 643 for color selection. Additional features and options information see page 37, option upcharges page 131.

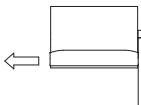
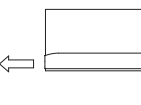
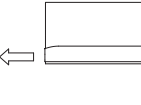

**Arm Style Option Upcharges****\$ List**

Solid Surface Arm (each) - Gr A White	301
Solid Surface Arm (each) - Gr A Color	313
Solid Surface Arm (each) - Gr B	337
Solid Surface Arm (each) - Gr C	355
Beech/Palette Wood Arm (each)	113

**PRODUCT CODE KEY**

Line	Series	Chair Type	Back Type	Size	Arm Type	Arm Style	Metal Finish
FAE	2M	S	G	21	O	PA	S
Faeron	Chair	Start Unit	Guest		Open Arm	Polymer Arm	Silver Metallic
		C	P	24	S	WA	N
		Center Unit	Patient		Semi Closed Arm	Wood Arm	Brushed Nickel
		E		30	C	SA	
		End Unit			Closed Arm	Solid Surface Arm	
		Multiple Seating		44			

**FAERON METAL | MULTIPLE SEATING - START, CENTER & END UNITS**

DESCRIPTION/MODEL	COM		COL		FABRIC GRADES			LEATHER	
	1	2	3	4	5	6	7	8	9
End	30" Open Polymer Arm End Unit, Guest Back, Silver Metallic Frame								
FAE2M-EG30OPAS	1258	1325	1391	1521	1650	1782	1914	2046	2306
	30" Open Polymer Arm End Unit, Guest Back, Brushed Nickel Frame								
	FAE2M-EG30OPAN	1359	1425	1492	1622	1753	1884	2017	2147
	30" Semi Closed Polymer Arm End Unit, Guest Back, Silver Metallic Frame								
	FAE2M-EG30SPAS	1489	1567	1644	1798	1953	2106	2259	2412
	30" Semi Closed Polymer Arm End Unit, Guest Back, Brushed Nickel Frame								
	FAE2M-EG30SPAN	1590	1668	1746	1900	2053	2209	2362	2515
	30" Closed Polymer Arm End Unit, Guest Back, Silver Metallic Frame								
	FAE2M-EG30CPAS	1502	1581	1657	1810	1964	2117	2273	2425
	30" Closed Polymer Arm End Unit, Guest Back, Brushed Nickel Frame								
	FAE2M-EG30CPAN	1604	1681	1756	1912	2065	2219	2375	2527
	44" Open Polymer Arm End Unit, Guest Back, Silver Metallic Frame								
	FAE2M-EG44OPAS	1576	1659	1743	1906	2070	2238	2401	2567
	44" Open Polymer Arm End Unit, Guest Back, Brushed Nickel Frame								
	FAE2M-EG44OPAN	1676	1759	1842	2007	2172	2339	2504	2669
	44" Semi Closed Polymer Arm End Unit, Guest Back, Silver Metallic Frame								
	FAE2M-EG44SPAS	1806	1900	1993	2184	2371	2558	2746	2934
	44" Semi Closed Polymer Arm End Unit, Guest Back, Brushed Nickel Frame								
	FAE2M-EG44SPAN	1908	2002	2096	2284	2473	2661	2849	3037
	44" Closed Polymer Arm End Unit, Guest Back, Silver Metallic Frame								
	FAE2M-EG44CPAS	1818	1912	2006	2194	2384	2571	2761	2947
	44" Closed Polymer Arm End Unit, Guest Back, Brushed Nickel Frame								
	FAE2M-EG44CPAN	1922	2016	2109	2298	2486	2673	2860	3050

**ORDERING NOTES:**

Faeron Metal chairs can also be specified with a Wood Arm (WA) or a Solid Surface Arm (SA), replace "PA" in the model number with the **Arm Style** selection below and add the upcharge listed. See Page 643 for color selection. Additional features and options information see page 37, option upcharges page 131.

**Arm Style Option Upcharges****\$ List**

Solid Surface Arm (each) - Gr A White	301
Solid Surface Arm (each) - Gr A Color	313
Solid Surface Arm (each) - Gr B	337
Solid Surface Arm (each) - Gr C	355
Beech/Palette Wood Arm (each)	113

**PRODUCT CODE KEY**

Line	Series	Chair Type	Back Type	Size	Arm Type	Arm Style	Metal Finish
FAE	2M	S	G	21	O	PA	S
Faeron	Chair	Start Unit	Guest		Open Arm	Polymer Arm	Silver Metallic
		Multiple Seating	P	24	S	WA	N
			Patient		Semi Closed Arm	Wood Arm	Brushed Nickel
		C		30	C	SA	
		Center Unit			Closed Arm	Solid Surface Arm	
		Multiple Seating		44			
		E					
		End Unit					
		Multiple Seating					

**FAERON METAL | MULTIPLE SEATING - FREESPAN UNITS****DIMENSIONS & COM REQUIREMENTS****UNIT WITH NO CENTER ARM**

	Overall Width	Overall Depth	Overall Height	Seat Height	Height of Arms from Floor	Width Between Arms	Seat Depth	Shipping Weight	Cube	COM Seat & Back Yardage	COM Fabric Seat Yardage	COM Fabric Back Yardage	COM Fabric Closed Arm Panel Yardage
PCFG21X2A	46.5	26.3	34.5	19	25.0	43.0	19.5	86	28	3.0	1.5	2.1	0.96
PCFP21X2A	46.5	26.3	45.0	19	25.0	43.0	19.5	96	37	3.8	1.5	3.0	0.96
PCFG21X3A	68.0	26.3	34.5	19	25.0	64.8	19.5	117	40	4.6	2.4	3.5	0.96
PCFP21X3A	68.0	26.3	45.0	19	25.0	64.8	19.5	132	54	5.8	2.4	5.0	0.96
PCFG24X2A	52.5	26.3	34.5	19	25.0	49.0	19.5	93	30	3.0	1.5	2.1	0.96
PCFP24X2A	52.5	26.3	45.0	19	25.0	49.0	19.5	103	42	3.8	1.5	3.0	0.96
PCFG24X3A	77.0	26.3	34.5	19	25.0	73.8	19.5	129	45	4.6	2.4	3.5	0.96
PCFP24X3A	77.0	26.3	45.0	19	25.0	73.8	19.5	144	61	5.8	2.4	5.0	0.96

**UNIT WITH CENTER ARM**

	Overall Width	Overall Depth	Overall Height	Seat Height	Height of Arms from Floor	Width Between Arms	Seat Depth	Shipping Weight	Cube	COM Seat & Back Yardage	COM Fabric Seat Yardage	COM Fabric Back Yardage
PCFG21X2B	48.3	26.3	34.5	19	25.0	21.5	19.5	95	28	3.0	1.5	2.1
PCFP21X2B	48.3	26.3	45.0	19	25.0	21.5	19.5	105	38	3.8	1.5	3.0
PCFG21X3B	71.5	26.3	34.5	19	25.0	21.5	19.5	135	40	4.6	2.4	3.5
PCFP21X3B	71.5	26.3	45.0	19	25.0	21.5	19.5	150	56	5.8	2.4	5.0
PCFG24X2B	54.3	26.3	34.5	19	25.0	24.5	19.5	102	30	3.0	1.5	2.1
PCFP24X2B	54.3	26.3	45.0	19	25.0	24.5	19.5	112	43	3.8	1.5	3.0
PCFG24X3B	80.5	26.3	34.5	19	25.0	24.5	19.5	147	45	4.6	2.4	3.5
PCFP24X3B	80.5	26.3	45.0	19	25.0	24.5	19.5	162	63	5.8	2.4	5.0

**UNIT WITH CENTER ARM (CONTINUED), GUEST AND PATIENT BACKS**

Unit With Center Arm (Continued)	COM Fabric Closed Arm Panels ( 2 Arms)	COM Fabric Closed Arm Panels ( 3 Arms)	COM Fabric Closed Arm Panels ( 4 Arms)
PCF21X2B	0.96	1.44	1.92
PCF21X3B	0.96	1.44	1.92
PCF24X2B	0.96	1.44	1.92
PCF24X3B	0.96	1.44	1.92

Note: Some vinyls, leathers & upholsteries are not suitable for application on Faeron Metal seating.

The approval process is as follows:

1. A sample of the COM must be provided to Krug Customer Service prior to or at the time of order.
2. The sample will be reviewed and the customer advised if the fabric is unsuitable.
3. The COM fabric or leather will be inspected when received at the factory, to identify any further concerns with its suitability.

**ORDERING NOTES: A drawing showing the configuration of the multiple seating and tables is required with each purchase order.**

**WEIGHT CAPACITIES**

Faeron Metal weight capacities are as follows:

Guest & Patient Chairs (21" & 24") - 500 lbs

Faeron Option Upcharges	\$ List		\$ List
CAL 133 & Moisture Barrier (per yard)	67	Solid Surface Arm (pair) - Gr A White	601
Ganging Bracket	60	Solid Surface Arm (pair) - Gr A Color	627
Kinetic Back (not available for Plus)	126	Solid Surface Arm (pair) - Gr B	677
21" & 24" Under-seat Splashguard	60	Solid Surface Arm (pair) - Gr C	711
Removeable Seat Cover (per seat)	94		
Removable Back Cover (per back)	60	Floor-saver Felt Glides	30
Combination Upholstery - dual fabrics (per chair)	34	Non-slip Rubber Glides	18
Combination Upholstery - Three fabrics (per chair)	67	Metal Glides	26
Beech/Palette Wood Arm (per pair)	225		

See Page 643 for color selection.

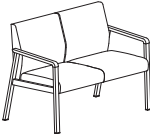
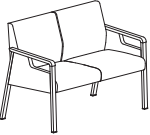
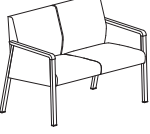
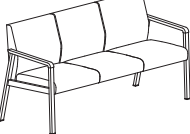
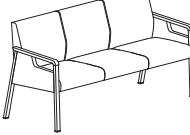
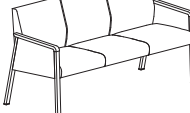
Additional features and options information see page 37.

**Patient backs** are available on multiple units, please change the model number FAE2-PCG to FAE2-PCP, and add the following upcharges per back:

	Grade 1	Grade 2	Grade 3	Grade 4	Grade 5	Grade 6	Grade 7	Grade 8	Grade 9
21" Chairs	66	77	94	119	144	172	198	225	278
24" Chairs	71	85	98	124	151	178	204	231	284



**FAERON METAL | MULTIPLE SEATING - FREESPAN UNITS WITHOUT CENTER ARMS**

DESCRIPTION/MODEL	COM		COL		FABRIC GRADES			LEATHER	
	1	2	3	4	5	6	7	8	9
	2 Seat - 21" Open Polymer Arm Pre-configured Unit, Guest Backs, Silver Metallic Frame FAE2M-PCFG21X2AOPAS 1768 1857 1948 2131 2315 2496 2679 2860 3226								
	2 Seat - 21" Open Polymer Arm Pre-configured Unit, Guest Backs, Brushed Nickel Frame FAE2M-PCFG21X2AOPAN 1970 2062 2153 2333 2516 2698 2882 3066 3430								
	2 Seat - 21" Semi Closed Polymer Arm Pre-configured Unit, Guest Backs, Silver Metallic Frame FAE2M-PCFG21X2ASPAS 2173 2289 2401 2631 2859 3087 3316 3542 4000								
	2 Seat - 21" Semi Closed Polymer Arm Pre-configured Unit, Guest Backs, Brushed Nickel Frame FAE2M-PCFG21X2ASPAN 2377 2491 2606 2833 3062 3291 3519 3745 4203								
	2 Seat - 21" Closed Polymer Arm Pre-configured Unit, Guest Backs, Silver Metallic Frame FAE2M-PCFG21X2ACPAS 2188 2301 2413 2642 2872 3099 3327 3555 4011								
	2 Seat - 21" Closed Polymer Arm Pre-configured Unit, Guest Backs, Brushed Nickel Frame FAE2M-PCFG21X2ACPAN 2390 2504 2617 2848 3074 3302 3532 3760 4214								
	3 Seat - 21" Open Polymer Arm Pre-configured Unit, Guest Backs, Silver Metallic Frame FAE2M-PCFG21X3AOPAS 2427 2563 2698 2973 3247 3522 3794 4069 4616								
	3 Seat - 21" Open Polymer Arm Pre-configured Unit, Guest Backs, Brushed Nickel Frame FAE2M-PCFG21X3AOPAN 2631 2767 2903 3179 3453 3727 4000 4273 4819								
	3 Seat - 21" Semi Closed Polymer Arm Pre-configured Unit, Guest Backs, Silver Metallic Frame FAE2M-PCFG21X3ASPAS 2833 2995 3156 3475 3792 4112 4432 4753 5390								
	3 Seat - 21" Semi Closed Polymer Arm Pre-configured Unit, Guest Backs, Brushed Nickel Frame FAE2M-PCFG21X3ASPAN 3038 3199 3356 3678 3996 4316 4635 4956 5594								
	3 Seat - 21" Closed Polymer Arm Pre-configured Unit, Guest Backs, Silver Metallic Frame FAE2M-PCFG21X3ACPAS 2848 3009 3165 3487 3805 4126 4445 4763 5402								
	3 Seat - 21" Closed Polymer Arm Pre-configured Unit, Guest Backs, Brushed Nickel Frame FAE2M-PCFG21X3ACPAN 3051 3210 3369 3690 4008 4330 4647 4969 5607								

**ORDERING NOTES:**

Faeron Metal chairs can also be specified with a Wood Arm (WA) or a Solid Surface Arm (SA), replace "PA" in the model number with the **Arm Style** selection below and add the upcharge listed. See Page 643 for color selection. Additional features and options information see page 37, option upcharges page 138.

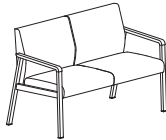
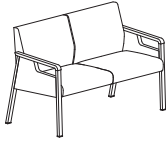

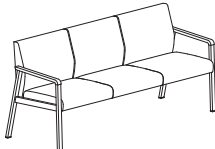
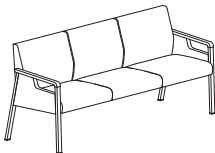

**Arm Style Option Upcharges****\$ List**

Solid Surface Arm (pair) - Gr A White	601
Solid Surface Arm (pair) - Gr A Color	627
Solid Surface Arm (pair) - Gr B	677
Solid Surface Arm (pair) - Gr C	711
Beech/Palette Wood Arm (per pair)	225

**PRODUCT CODE KEY**

Line	Series	Chair Type	Back Type	Size	Unit Style	Arm Type	Arm Style	Metal Finish
FAE	2M	PCF	G	21X2	A	O	PA	S
Faeron	Chair	Pre-Configured Freelspan Multiple Unit	Guest		Unit with no Center Arm	Open Arm	Polymer Arm	Silver Metallic
			P	21X3	B	S	WA	N
			Patient		Unit with Center Arm	Semi Closed Arm	Wood Arm	Brushed Nickel
				24X2		C	SA	
						Closed Arm	Solid Surface Arm	
				24X3				

# FAERON METAL | MULTIPLE SEATING - FREESPAN UNITS WITHOUT CENTER ARMS

DESCRIPTION/MODEL	COM		COL		FABRIC GRADES			LEATHER	
	1	2	3	4	5	6	7	8	9
	2 Seat - 24" Open Polymer Arm Pre-configured Unit, Guest Backs, Silver Metallic Frame FAE2M-PCFG24X2AOPAS 1923 2016 2104 2289 2471 2653 2833 3017 3382								
	2 Seat - 24" Open Polymer Arm Pre-configured Unit, Guest Backs, Brushed Nickel Frame FAE2M-PCFG24X2AOPAN 2127 2217 2306 2491 2673 2856 3038 3221 3585								
	2 Seat - 24" Semi Closed Polymer Arm Pre-configured Unit, Guest Backs, Silver Metallic Frame FAE2M-PCFG24X2ASPAS 2329 2444 2558 2787 3015 3244 3472 3699 4156								
	2 Seat - 24" Semi Closed Polymer Arm Pre-configured Unit, Guest Backs, Brushed Nickel Frame FAE2M-PCFG24X2ASPAN 2533 2649 2762 2990 3220 3447 3676 3902 4361								
	2 Seat - 24" Closed Polymer Arm Pre-configured Unit, Guest Backs, Silver Metallic Frame FAE2M-PCFG24X2ACPAS 2343 2458 2571 2798 3027 3257 3484 3712 4169								
	2 Seat - 24" Closed Polymer Arm Pre-configured Unit, Guest Backs, Brushed Nickel Frame FAE2M-PCFG24X2ACPAN 2548 2661 2773 3003 3231 3458 3688 3916 4372								
	3 Seat - 24" Open Polymer Arm Pre-configured Unit, Guest Backs, Silver Metallic Frame FAE2M-PCFG24X3AOPAS 2649 2787 2924 3197 3470 3743 4019 4292 4840								
	3 Seat - 24" Open Polymer Arm Pre-configured Unit, Guest Backs, Brushed Nickel Frame FAE2M-PCFG24X3AOPAN 2852 2990 3127 3400 3673 3949 4223 4498 5042								
	3 Seat - 24" Semi Closed Polymer Arm Pre-configured Unit, Guest Backs, Silver Metallic Frame FAE2M-PCFG24X3ASPAS 3057 3219 3377 3696 4016 4336 4656 4973 5613								
	3 Seat - 24" Semi Closed Polymer Arm Pre-configured Unit, Guest Backs, Brushed Nickel Frame FAE2M-PCFG24X3ASPAN 3260 3421 3580 3899 4221 4538 4859 5177 5815								
	3 Seat - 24" Closed Polymer Arm Pre-configured Unit, Guest Backs, Silver Metallic Frame FAE2M-PCFG24X3ACPAS 3070 3230 3390 3709 4028 4348 4667 4986 5628								
	3 Seat - 24" Closed Polymer Arm Pre-configured Unit, Guest Backs, Brushed Nickel Frame FAE2M-PCFG24X3ACPAN 3272 3432 3594 3913 4231 4551 4869 5191 5829								

**ORDERING NOTES:**

Faeron Metal chairs can also be specified with a Wood Arm (WA) or a Solid Surface Arm (SA), replace "PA" in the model number with the **Arm Style** selection below and add the upcharge listed. See Page 643 for color selection. Additional features and options information see page 37, option upcharges page 138.

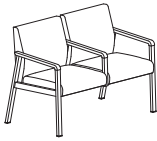
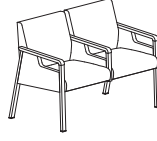
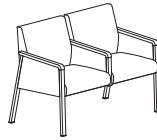
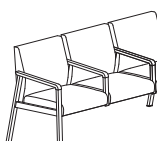
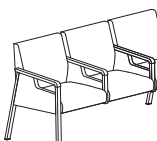
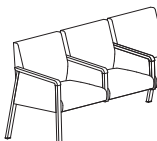
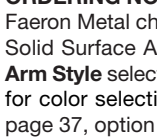
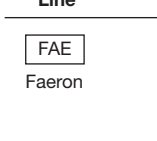

**Arm Style Option Upcharges****\$ List**

Solid Surface Arm (pair) - Gr A White	601
Solid Surface Arm (pair) - Gr A Color	627
Solid Surface Arm (pair) - Gr B	677
Solid Surface Arm (pair) - Gr C	711
Beech/Palette Wood Arm (per pair)	225

**PRODUCT CODE KEY**

Line	Series	Chair Type	Back Type	Size	Unit Style	Arm Type	Arm Style	Metal Finish
FAE	2M	PCF	G	21X2	A	O	PA	S
Faeron	Chair	Pre-Configured Freespan Multiple Unit	Guest		Unit with no Center Arm	Open Arm	Polymer Arm	Silver Metallic
			P	21X3	B	S	WA	N
			Patient		Unit with Center Arm	Semi Closed Arm	Wood Arm	Brushed Nickel
				24X2		C	SA	
						Closed Arm	Solid Surface Arm	
				24X3				

**FAERON METAL | MULTIPLE SEATING - FREESPAN UNITS WITH CENTER ARMS**

DESCRIPTION/MODEL	COM		COL		FABRIC GRADES			LEATHER	
	1	2	3	4	5	6	7	8	9
	2 Seat - 21" Open Polymer Arm Pre-configured Freespan Unit, Guest Backs, Silver Metallic Frame FAE2M-PCFG21X2BOPAS								
	2262	2353	2444	2629	2809	2993	3176	3356	3722
	2 Seat - 21" Open Polymer Arm Pre-configured Freespan Unit, Guest Backs, Brushed Nickel Frame FAE2M-PCFG21X2BOPAN								
	2567	2659	2748	2933	3116	3298	3479	3663	4027
	2 Seat - 21" Semi Closed Polymer Arm Pre-configured Freespan Unit, Guest Backs, Silver Metallic Frame FAE2M-PCFG21X2BSPAS								
	2902	3027	3154	3404	3655	3906	4156	4406	4910
	2 Seat - 21" Semi Closed Polymer Arm Pre-configured Freespan Unit, Guest Backs, Brushed Nickel Frame FAE2M-PCFG21X2BSPAN								
	3207	3331	3457	3709	3960	4211	4460	4711	5215
	2 Seat - 21" Closed Polymer Arm Pre-configured Freespan Unit, Guest Backs, Silver Metallic Frame FAE2M-PCFG21X2BCPAS								
	2927	3052	3179	3429	3680	3930	4181	4432	4932
	2 Seat - 21" Closed Polymer Arm Pre-configured Freespan Unit, Guest Backs, Brushed Nickel Frame FAE2M-PCFG21X2BCPAN								
	3231	3356	3481	3734	3985	4237	4485	4736	5240
	3 Seat - 21" Open Polymer Arm Pre-configured Freespan Unit, Guest Backs, Silver Metallic Frame FAE2M-PCFG21X3BOPAS								
	3219	3354	3492	3765	4039	4313	4587	4862	5409
	3 Seat - 21" Open Polymer Arm Pre-configured Freespan Unit, Guest Backs, Brushed Nickel Frame FAE2M-PCFG21X3BOPAN								
	3625	3762	3898	4173	4447	4720	4993	5267	5814
	3 Seat - 21" Semi Closed Polymer Arm Pre-configured Freespan Unit, Guest Backs, Silver Metallic Frame FAE2M-PCFG21X3BSPAS								
	4087	4270	4454	4818	5183	5549	5913	6277	7007
	3 Seat - 21" Semi Closed Polymer Arm Pre-configured Freespan Unit, Guest Backs, Brushed Nickel Frame FAE2M-PCFG21X3BSPAN								
	4496	4678	4861	5225	5589	5956	6321	6684	7415
	3 Seat - 21" Closed Polymer Arm Pre-configured Freespan Unit, Guest Backs, Silver Metallic Frame FAE2M-PCFG21X3BCPAS								
	4126	4309	4490	4855	5220	5586	5949	6315	7045
	3 Seat - 21" Closed Polymer Arm Pre-configured Freespan Unit, Guest Backs, Brushed Nickel Frame FAE2M-PCFG21X3BCPAN								
	4532	4714	4897	5261	5629	5992	6357	6722	7450

**ORDERING NOTES:**

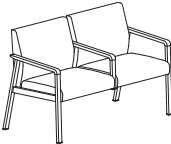
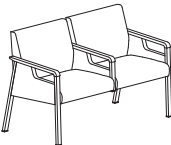
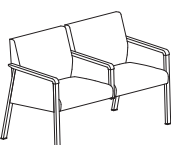
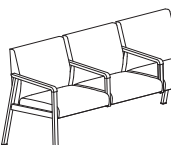
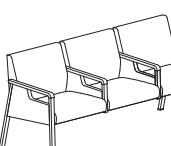
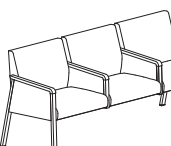
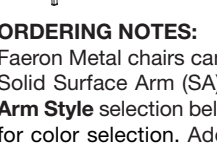
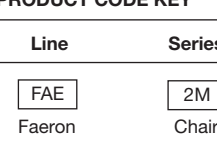


Faeron Metal chairs can also be specified with a Wood Arm (WA) or a Solid Surface Arm (SA), replace "PA" in the model number with the **Arm Style** selection below and add the upcharge listed. See Page 643 for color selection. Additional features and options information see page 37, option upcharges page 138.

**PRODUCT CODE KEY****Arm Style Option Upcharges****\$ List**

Solid Surface Arm (pair) - Gr A White	601
Solid Surface Arm (pair) - Gr A Color	627
Solid Surface Arm (pair) - Gr B	677
Solid Surface Arm (pair) - Gr C	711
Beech/Palette Wood Arm (per pair)	225

Line	Series	Chair Type	Back Type	Size	Unit Style	Arm Type	Arm Style	Metal Finish
FAE	2M	PCF	G	21X2	A	O	PA	S
Faeron	Chair	Pre-Configured Freespan Multiple Unit	Guest		Unit with no Center Arm	Open Arm	Polymer Arm	Silver Metallic
			P	21X3	B	S	WA	N
			Patient		Unit with Center Arm	Semi Closed Arm	Wood Arm	Brushed Nickel
				24X2		C	SA	
						Closed Arm	Solid Surface Arm	
				24X3				

**FAERON METAL | MULTIPLE SEATING - FREESPAN UNITS WITH CENTER ARMS**

DESCRIPTION/MODEL	COM	1	2	3	4	FABRIC GRADES		7	8	9
						5	6			
	2 Seat - 24" Open Polymer Arm Pre-configured Freespan Unit, Guest Backs, Silver Metallic Frame									
	FAE2M-PCFG24X2BOPAS	2419	2510	2602	2786	2968	3148	3330	3513	3878
	2 Seat - 24" Open Polymer Arm Pre-configured Freespan Unit, Guest Backs, Brushed Nickel Frame									
	FAE2M-PCFG24X2BOPAN	2723	2816	2907	3090	3271	3455	3636	3819	4184
	2 Seat - 24" Semi Closed Polymer Arm Pre-configured Freespan Unit, Guest Backs, Silver Metallic Frame									
	FAE2M-PCFG24X2BSPAS	3057	3183	3310	3561	3812	4063	4313	4565	5065
	2 Seat - 24" Semi Closed Polymer Arm Pre-configured Freespan Unit, Guest Backs, Brushed Nickel Frame									
	FAE2M-PCFG24X2BSPAN	3365	3489	3616	3867	4116	4368	4617	4868	5370
	2 Seat - 24" Closed Polymer Arm Pre-configured Freespan Unit, Guest Backs, Silver Metallic Frame									
	FAE2M-PCFG24X2BCPAS	3082	3208	3333	3585	3837	4087	4337	4589	5089
	2 Seat - 24" Closed Polymer Arm Pre-configured Freespan Unit, Guest Backs, Brushed Nickel Frame									
	FAE2M-PCFG24X2BCPAN	3388	3513	3641	3892	4141	4393	4643	4895	5395
	3 Seat - 24" Open Polymer Arm Pre-configured Freespan Unit, Guest Backs, Silver Metallic Frame									
	FAE2M-PCFG24X3BOPAS	3441	3578	3714	3987	4261	4534	4810	5083	5632
	3 Seat - 24" Open Polymer Arm Pre-configured Freespan Unit, Guest Backs, Brushed Nickel Frame									
	FAE2M-PCFG24X3BOPAN	3848	3984	4123	4395	4668	4944	5216	5491	6038
	3 Seat - 24" Semi Closed Polymer Arm Pre-configured Freespan Unit, Guest Backs, Silver Metallic Frame									
	FAE2M-PCFG24X3BSPAS	4312	4495	4677	5041	5406	5771	6136	6500	7232
	3 Seat - 24" Semi Closed Polymer Arm Pre-configured Freespan Unit, Guest Backs, Brushed Nickel Frame									
	FAE2M-PCFG24X3BSPAN	4719	4900	5083	5448	5812	6179	6543	6909	7637
	3 Seat - 24" Closed Polymer Arm Pre-configured Freespan Unit, Guest Backs, Silver Metallic Frame									
	FAE2M-PCFG24X3BCPAS	4348	4531	4712	5079	5443	5808	6174	6539	7269
	3 Seat - 24" Closed Polymer Arm Pre-configured Freespan Unit, Guest Backs, Brushed Nickel Frame									
	FAE2M-PCFG24X3BCPAN	4756	4940	5120	5484	5849	6214	6581	6945	7676

**ORDERING NOTES:**

Faeron Metal chairs can also be specified with a Wood Arm (WA) or a Solid Surface Arm (SA), replace "PA" in the model number with the **Arm Style** selection below and add the upcharge listed. See Page 643 for color selection. Additional features and options information see page 37, option upcharges page 138.

**Arm Style Option Upcharges****\$ List**

Solid Surface Arm (pair) - Gr A White	601
Solid Surface Arm (pair) - Gr A Color	627
Solid Surface Arm (pair) - Gr B	677
Solid Surface Arm (pair) - Gr C	711
Beech/Palette Wood Arm (per pair)	225

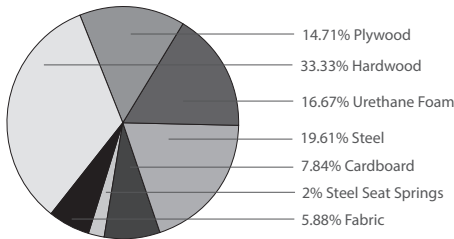
**PRODUCT CODE KEY**

Line	Series	Chair Type	Back Type	Size	Unit Style	Arm Type	Arm Style	Metal Finish
FAE	2M	PCF	G	21X2	A	O	PA	S
Faeron	Chair	Pre-Configured Freespan Multiple Unit	Guest		Unit with no Center Arm	Open Arm	Polymer Arm	Silver Metallic
			P	21X3	B	S	WA	N
			Patient		Unit with Center Arm	Semi Closed Arm	Wood Arm	Brushed Nickel
				24X2		C	SA	
						Closed Arm	Solid Surface Arm	
				24X3				

LEED CI CREDITS



MATERIAL CONTENT:



PRE-CONSUMER  
RECYCLED CONTENT = 5.39%

POST-CONSUMER  
RECYCLED CONTENT = 11.76%

Up to 27.45% of this Faeron product is recyclable at the end of its useful life.

CONTRIBUTES TO

CREDIT 2.1 - 2.2	Construction Waste Management	1-2 point(s)
CREDIT 3.3	Resource Reuse	1 point
CREDIT 4.1	Recycled Content	1 point
CREDIT 4.5	Low Emitting Materials, Systems & Seating	1 point
CREDIT 5.1	Regional Materials*	1 point
CREDIT 7	Certified Wood (MUST BE REQUESTED)	1 point(s)

\*This credit is only applicable if in total 20% of the combined value of the procurement of construction materials and in the furniture are manufactured within a radius of 500 miles. This credit will apply if the installation of the finished product occurs within 500 miles of Kitchener, Ontario.

level® CERTIFICATION, AIR EMISSIONS AND FSC® CERTIFICATION



**level® CERTIFICATION**  
BIFMA's e3 Furniture Sustainability Standard is a voluntary, multi-attribute standard that measures the degree of sustainability of furniture. This standard evaluates product and company environmental attributes and compliance systems in a wide range of elements which include Materials, Energy & Atmosphere, Human & Ecosystem Health and Social Responsibility. Faeron products have earned level®, BIFMA's sustainability certification program for furniture, certification through third-party verification against the e3 standard.

**AIR-EMISSIONS**  
All Faeron products are supplied with air-emissions certified. Contact customer service for information.



**FSC®**  
In 2005, Krug received Forest Stewardship Council® (FSC®) Chain-of-Custody certification for our manufacturing facilities. The FSC® Chain-of-Custody tracks certified wood from seedling to final sale. It verifies that the material for our FSC® certified products only come from well-managed, FSC®-certified forests and other controlled sources. FSC® is dedicated to the promotion of responsible forest management worldwide helping to take care of forests for future generations. Faeron and other Krug products can be specified with FSC® Certification. Contact customer service for further information, pricing and lead times.



Architects, designers, and building professionals can specify FSC®-certified products in order to achieve a point from the U.S. Green Building Council's Leadership in Energy and Environmental Design (LEED) Rating System.

## DIMENSIONS

	Overall Width	Overall Depth	Overall Height	Seat Height	Height of Arms from Floor	Footrest Height	Width Between Arms	Seat Depth	Shipping Weight	Cubes
21" Guest	25.0	29.75	40.0	25	30.5	6.75	21	19.5	51	21
24" Guest	28.0	29.75	40.0	25	30.5	6.75	24	19.5	55	26
21" Patient	25.0	29.75	50.5	25	30.5	6.75	21	19.5	56	26
24" Patient	28.0	29.75	50.5	25	30.5	6.75	24	19.5	61	30

## COM YARDAGES

	COM Yardage Seat Only	COM Yardage Back Only	COM Yardage Seat & Back
21" & 24" Guest - One Chair	0.9	1.4	1.6
21" & 24" Patient - One Chair	0.9	2.0	2.0

## WEIGHT CAPACITIES

Faeron weight capacities are as follows:  
Easy Access Chairs (21" & 24") - 500 lbs

Faeron Option Upcharges	\$ List	\$ List
CAL 133 & Moisture Barrier (per yard)	67	Solid Surface Arm Cap (per pair) - Gr A White 382
Ganging Bracket	60	Solid Surface Arm Cap (per pair) - Gr A Color 394
Kinetic Back (not available for 30" & 44")	126	Solid Surface Arm Cap (per pair) - Gr B 415
21" & 24" Under-seat Splashguard	60	Solid Surface Arm Cap (per pair) - Gr C 430
Removeable Seat Cover (per seat)	94	Solid Surface Arm (per pair) - Gr A White 601
Removable Back Cover (per back)(per back)	60	Solid Surface Arm (per pair) - Gr A Color 627
Urethane Arm Cap (per pair)	144	Solid Surface Arm (per pair) - Gr B 677
Combination upholstery - Dual	34	Solid Surface Arm (per pair) - Gr C 711
Combination upholstery - Three	67	See Page 643 for color selection.
Floor-saver Felt Glides	30	
Metal Glides	26	
Plastic Glides	8	







See page 31 for Features and Options information.

**Patient backs** are available on Easy Access units, please change the model number FAE-HG to FAE2-HP, and add the following upcharges per back:

	Grade 1	Grade 2	Grade 3	Grade 4	Grade 5	Grade 6	Grade 7	Grade 8	Grade 9
21" Chairs	66	77	94	119	144	172	198	225	278
24" Chairs	71	85	98	124	151	178	204	231	284

SIN 339113H - Hospital Geriatric Chairs & Lounge

## FAERON WOOD | EASY ACCESS CHAIR

DESCRIPTION/MODEL	Species	COM		COL		FABRIC GRADES			LEATHER	
		1	2	3	4	5	6	7	8	9
 21" Guest, Open Arm FAE2-HG21ONC	Beech Palette	1600	1646	1694	1790	1885	1981	2079	2173	2365
 21" Guest, Semi Closed Arm FAE2-HG21SNC	Beech Palette	2028	2101	2169	2316	2459	2602	2745	2890	3178
 21" Guest, Closed Arm FAE2-HG21CNC	Beech Palette	2041	2112	2185	2328	2472	2615	2761	2903	3189
 24" Guest, Open Arm FAE2-HG24ONC	Beech Palette	1681	1727	1775	1870	1965	2064	2160	2254	2445
 24" Guest, Semi Closed Arm FAE2-HG24SNC	Beech Palette	2109	2182	2252	2396	2539	2682	2828	2971	3258
 24" Guest, Closed Arm FAE2-HG24CNC	Beech Palette	2121	2193	2265	2410	2553	2696	2842	2986	3270

**ORDERING NOTES:** Faeron chairs can be specified with Urethane Arm Caps (UC), Solid Surface Arm Caps (SC) or Solid Surface Arm (SA), replace "NC" in the model number with the **Arm Style** selection below and add the upcharge listed on page 166 See Page 643 for color selection. See page 31 for Features and Options information.

	DESCRIPTION/MODEL	Price
	Metal Footrest Cap FAE2-RHFRC	84

### PRODUCT CODE KEY

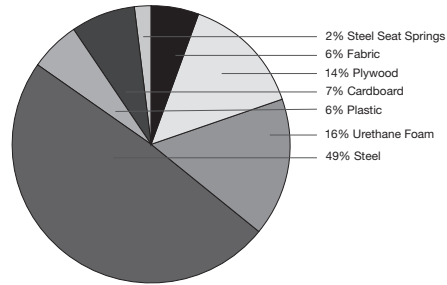
Line	Series	Chair Type	Size	Arm Type	Arm Cap
<div>FAE</div> Faeron	<div>2</div> Chair	<div>HG</div> Easy Access Guest Chair	<div>21</div>	<div>O</div> Open Arm	<div>NC</div> No Cap
		<div>HP</div> Easy Access Patient Chair	<div>24</div>	<div>S</div> Semi Closed Arm	<div>UC</div> Urethane Cap
				<div>C</div> Closed Arm	<div>SC</div> Solid Surface Cap
					<div>SA</div> Solid Surface Arm



## LEED CI CREDITS



MATERIAL CONTENT:



PRE-CONSUMER  
 RECYCLED CONTENT = 12.74%

POST-CONSUMER  
 RECYCLED CONTENT = 17.81%

Up to 56.6% of this Faeron Metal product is recyclable at the end of its useful life.

### CONTRIBUTES TO

CREDIT 2.1 - 2.2	Construction Waste Management	1-2 point(s)
CREDIT 3.3	Resource Reuse	1 point
CREDIT 4.1	Recycled Content	1 point
CREDIT 4.2	Recycled Content	1 point
CREDIT 4.5	Low Emitting Materials, Systems & Seating	1 point
CREDIT 5.1	Regional Materials*	1 point
CREDIT 7	Certified Wood (MUST BE REQUESTED)	1 point(s)

\*This credit is only applicable if in total 20% of the combined value of the procurement of construction materials and in the furniture are manufactured within a radius of 500 miles. This credit will apply if the installation of the finished product occurs within 500 miles of Kitchener, Ontario.

## level® CERTIFICATION, AIR EMISSIONS AND FSC® CERTIFICATION



### level® CERTIFICATION

BIFMA's e3 Furniture Sustainability Standard is a voluntary, multi-attribute standard that measures the degree of sustainability of furniture. This standard evaluates product and company environmental attributes and compliance systems in a wide range of elements which include Materials, Energy & Atmosphere, Human & Ecosystem Health and Social Responsibility. Faeron products have earned level®, BIFMA's sustainability certification program for furniture, certification through third-party verification against the e3 standard.

### AIR-EMISSIONS

All Faeron products are supplied with air-emissions certified. Contact customer service for information.



### FSC®

In 2005, Krug received Forest Stewardship Council® (FSC®) Chain-of-Custody certification for our manufacturing facilities. The FSC® Chain-of-Custody tracks certified wood from seedling to final sale. It verifies that the material for our FSC® certified products only come from well-managed, FSC®-certified forests and other controlled sources. FSC® is dedicated to the promotion of responsible forest management worldwide helping to take care of forests for future generations. Faeron and other Krug products can be specified with FSC® Certification. Contact customer service for further information, pricing and lead times.



Architects, designers, and building professionals can specify FSC®-certified products in order to achieve a point from the U.S. Green Building Council's Leadership in Energy and Environmental Design (LEED) Rating System.

SIN 339113H - Hospital Geriatric Chairs & Lounge  
**FAERON METAL | EASY ACCESS CHAIR**

## DIMENSIONS

	Overall Width	Overall Depth	Overall Height	Seat Height	Height of Arms from Floor	Footrest Height	Width Between Arms	Seat Depth	Shipping Weight	Cubes
21" Guest	25.0	29.75	40.0	25.0	30.5	6.75	21	19.5	70	21
24" Guest	28.0	29.75	40.0	25.0	30.5	6.75	24	19.5	74	26
21" Patient	25.0	29.75	50.5	25.0	30.5	6.75	21	19.5	75	26
24" Patient	28.0	29.75	50.5	25.0	30.5	6.75	24	19.5	80	30

## COM YARDAGES

	COM Yardage Seat Only	COM Yardage Back Only	COM Yardage Seat & Back	COM Yardage Closed Arm
21" & 24" Guest - One Chair	0.9	1.4	1.6	0.96
21" & 24" Patient - One Chair	0.9	2.0	2.0	0.96

## WEIGHT CAPACITIES

Faeron Metal weight capacities are as follows:  
 Guest & Patient Chairs (21" & 24") - 500 lbs







Faeron Metal Option Upcharges	\$ List		\$ List
CAL 133 & Moisture Barrier (per yard)	67	Solid Surface Arm (per pair) - Gr A White	601
Ganging Bracket	60	Solid Surface Arm (per pair) - Gr A Color	627
Kinetic Back (not available for Plus)	126	Solid Surface Arm (per pair) - Gr B	677
21" & 24" Under-seat Splashguard	60	Solid Surface Arm (per pair) - Gr C	711
Removeable Seat Cover	94	Beech/Palette Wood Arm (per pair)	225
Removable Back Cover	60	See Page 643 for color selection.	
Combination upholstery - Dual	34		
Combination upholstery - Three	67		
Floor-saver Nylon Glides	38		
Floor-saver Felt Glides	30		
Non-slip Rubber Glides	18		
Metal Glides	26		

See page 37 for Features and Options information.

**Patient backs** are available on Easy Access chairs, please change the model number FAE2M-HG to FAE2M-HP and add the following upcharges per back:

	Grade 1	Grade 2	Grade 3	Grade 4	Grade 5	Grade 6	Grade 7	Grade 8	Grade 9
21" Chairs	66	77	94	119	144	172	198	225	278
24" Chairs	71	85	98	124	151	178	204	231	284

SIN 339113H - Hospital Geriatric Chairs & Lounge  
**FAERON METAL | EASY ACCESS CHAIR**

DESCRIPTION/MODEL		COM 1	2	COL 3	4	FABRIC GRADES 5 6 7			LEATHER 8	9
	21" Open Polymer Arm, Silver Metallic Frame FAE2M-HG21OPAS	1593	1640	1684	1774	1865	1956	2048	2138	2320
	21" Open Polymer Arm, Brushed Nickel Frame FAE2M-HG21OPAN	2111	2157	2200	2293	2382	2474	2565	2656	2836
	21" Semi Closed Polymer Arm, Silver Metallic Frame FAE2M-HG21SPAS	2002	2069	2138	2275	2411	2549	2684	2820	3094
	21" Semi Closed Polymer Arm, Brushed Nickel Frame FAE2M-HG21SPAN	2518	2586	2656	2791	2928	3066	3201	3339	3610
	21" Closed Polymer Arm, Silver Metallic Frame FAE2M-HG21CPAS	2016	2083	2150	2286	2423	2559	2696	2832	3105
	21" Closed Polymer Arm, Brushed Nickel Frame FAE2M-HG21CPAN	2531	2599	2668	2804	2942	3078	3213	3349	3624
	24" Open Polymer Arm, Silver Metallic Frame FAE2M-HG24OPAS	1622	1668	1715	1804	1896	1987	2079	2167	2350
	24" Open Polymer Arm, Brushed Nickel Frame FAE2M-HG24OPAN	2153	2196	2242	2333	2425	2515	2606	2696	2879
	24" Semi Closed Polymer Arm, Silver Metallic Frame FAE2M-HG24SPAS	2031	2101	2167	2303	2440	2577	2714	2850	3121
	24" Semi Closed Polymer Arm, Brushed Nickel Frame FAE2M-HG24SPAN	2559	2629	2696	2832	2970	3105	3243	3379	3651
	24" Closed Polymer Arm, Silver Metallic Frame FAE2M-HG24CPAS	2043	2112	2180	2318	2453	2588	2724	2862	3135
	24" Closed Polymer Arm, Brushed Nickel Frame FAE2M-HG24CPAN	2573	2640	2710	2847	2982	3118	3256	3392	3664

**ORDERING NOTES:**

Faeron Metal chairs can also be specified with a Wood Arm (WA) or a Solid Surface Arm (SA), replace "PA" in the model number with the **Arm Style** selection below and add the upcharge listed. See page 37 for Features and Options information.

**Arm Style Option Upcharges**

**\$ List**

Solid Surface Arm (per pair) - Gr A White	601
Solid Surface Arm (per pair) - Gr A Color	627
Solid Surface Arm (per pair) - Gr B	677
Solid Surface Arm (per pair) - Gr C	711
Beech/Palette Wood Arm (per pair)	225

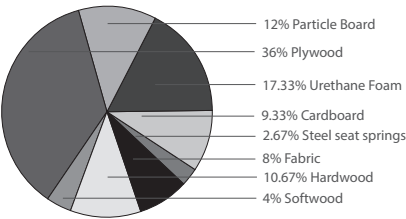
**PRODUCT CODE KEY**

Line	Series	Chair Type	Size	Arm Type	Arm Style	Metal Finish
<div>F AE</div> Faeron	<div>2 M</div> Chair	<div>H G</div> Easy Access Guest Chair	<div>2 1</div>	<div>O</div> Open Arm	<div>P A</div> Polymer Arm	<div>S</div> Silver Metallic
		<div>H P</div> Easy Access Patient Chair	<div>2 4</div>	<div>S</div> Semi Closed Arm	<div>W A</div> Wood Arm	<div>N</div> Brushed Nickel
				<div>C</div> Closed Arm	<div>S A</div> Solid Surface Arm	

LEED CI CREDITS



MATERIAL CONTENT:



PRE-CONSUMER  
RECYCLED CONTENT = 12.67%

POST-CONSUMER  
RECYCLED CONTENT =9.40%

Up to 18.93% of this Faeron product is recyclable at the end of its useful life.

CONTRIBUTES TO		
CREDIT 2.1 - 2.2	Construction Waste Management	1-2 point(s)
CREDIT 3.3	Resource Reuse	1 point
CREDIT 4.1	Recycled Content	1 point
CREDIT 4.5	Low Emitting Materials, Systems & Seating	1 point
CREDIT 5.1	Regional Materials*	1 point
CREDIT 7	Certified Wood (MUST BE REQUESTED)	1 point(s)

\*This credit is only applicable if in total 20% of the combined value of the procurement of construction materials and in the furniture are manufactured within a radius of 500 miles. This credit will apply if the installation of the finished product occurs within 500 miles of Kitchener, Ontario.

level® CERTIFICATION, AIR EMISSIONS AND FSC® CERTIFICATION



**level® CERTIFICATION**  
BIFMA's e3 Furniture Sustainability Standard is a voluntary, multi-attribute standard that measures the degree of sustainability of furniture. This standard evaluates product and company environmental attributes and compliance systems in a wide range of elements which include Materials, Energy & Atmosphere, Human & Ecosystem Health and Social Responsibility. Faeron products have earned level®, BIFMA's sustainability certification program for furniture, certification through third-party verification against the e3 standard.

**AIR-EMISSIONS**  
All Faeron products are supplied with air-emissions certified. Contact customer service for information.



**FSC®**  
In 2005, Krug received Forest Stewardship Council® (FSC®) Chain-of-Custody certification for our manufacturing facilities. The FSC® Chain-of-Custody tracks certified wood from seedling to final sale. It verifies that the material for our FSC® certified products only come from well-managed, FSC®-certified forests and other controlled sources. FSC® is dedicated to the promotion of responsible forest management worldwide helping to take care of forests for future generations. Faeron and other Krug products can be specified with FSC® Certification. Contact customer service for further information, pricing and lead times.



Architects, designers, and building professionals can specify FSC®-certified products in order to achieve a point from the US. Green Building Council's Leadership in Energy and Environmental Design (LEED) Rating System.

**FAERON WOOD LOUNGE | DIMENSIONS & COM****DIMENSIONS & COM REQUIREMENTS**

	Overall Width	Overall Depth	Overall Height	Seat Height	Height of Arms from Floor	Width Between Arms	Seat Depth	Shipping Weight	Cube	COM Yardage Entire Unit	COM Yardage Seat Only	COM Yardage Back Only	COM Yardage Arm Only
<b>One-Seat - wood arm</b>													
lounge	27	28.5	31.5	17.8	24	23	21	55	20	4.2	1.3	1.7	1.2
high back	27	28.5	41.5	17.8	24	23	21	59	24	4.8	1.3	2.3	1.2
<b>One-Seat - armless</b>													
lounge	23	28.5	31.5	17.8	-	-	21	52	20	3	1.3	1.7	-
high back	23	28.5	41.5	17.8	-	-	21	55	24	3.6	1.3	2.3	-
<b>One-Seat - upholstered arm</b>													
lounge	28	28.5	31.5	17.8	24	23	21	75	20	5.9	1.3	1.7	2.9
high back	28	28.5	41.5	17.8	24	23	21	79	24	6.5	1.3	2.3	2.9
wingback	32	28.5	42.5	17.8	24	23	21	84	27	7.5	1.3	3.3	2.9
<b>One-Seat wide - wood arm</b>													
lounge	34	28.5	31.5	17.8	24	30	21	64	23	4.4	1.5	1.7	1.2
high back	34	28.5	41.5	17.8	24	30	21	68	27	5	1.5	2.3	1.2
<b>One-Seat wide - armless</b>													
lounge	30	28.5	31.5	17.8	-	-	21	61	23	3.2	1.5	1.7	-
high back	30	28.5	41.5	17.8	-	-	21	65	27	3.8	1.5	2.3	-
<b>One-Seat wide - upholstered arm</b>													
lounge	35	28.5	31.5	17.8	24	30	21	84	23	6.1	1.5	1.7	2.9
high back	35	28.5	41.5	17.8	24	30	21	88	27	6.7	1.5	2.3	2.9
wingback	39	28.5	42.5	17.8	24	30	21	93	30	7.5	1.3	3.3	2.9
<b>Two-seat - wood arm</b>													
lounge	50	28.5	31.5	17.8	24	46	21	88	36	5.5	1.7	2.6	1.2
high back	50	28.5	41.5	17.8	24	46	21	95	43	6.4	1.7	3.5	1.2
<b>Two-seat - armless</b>													
lounge	46	28.5	31.5	17.8	-	-	21	87	36	4.3	1.7	2.6	-
high back	46	28.5	41.5	17.8	-	-	21	94	43	5.2	1.7	3.5	-
<b>Two-seat - upholstered arm</b>													
lounge	51	28.5	31.5	17.8	24	46	21	108	36	7.2	1.7	2.6	2.9
high back	51	28.5	41.5	17.8	24	46	21	115	43	8.1	1.7	3.5	2.9
wingback	55	28.5	42.5	17.8	24	46	21	120	46	9.1	1.7	4.5	2.9
<b>Three-seat - wood arm</b>													
lounge	73	28.5	31.5	17.8	24	69	21	120	52	7.1	2.5	3.4	1.2
high back	73	28.5	41.5	17.8	24	69	21	130	61	8.4	2.5	4.7	1.2
<b>Three-seat - armless</b>													
lounge	69	28.5	31.5	17.8	-	-	21	122	52	5.9	2.5	3.4	-
high back	69	28.5	41.5	17.8	-	-	21	132	61	7.2	2.5	4.7	-
<b>Three-seat - upholstered arm</b>													
lounge	74	28.5	31.5	17.8	24	69	21	140	52	8.8	2.5	3.4	2.9
high back	74	28.5	41.5	17.8	24	69	21	150	61	10.1	2.5	4.7	2.9
wingback	78	28.5	42.5	17.8	24	69	21	155	64	10.3	1.7	5.7	2.9

**ORDERING NOTES:**

Please refer to page 628 for C.O.M approval process.

**WEIGHT CAPACITIES**

Faeron weight capacities are as follows:

One -Seat - 500 lbs  
 One -Seat - Plus - 750 lbs  
 One-Seat Wide - 500 lbs  
 One-Seat Wide Plus - 750 lbs  
 Two- Seat - 625 lbs  
 Two- Seat Plus- 975 lbs  
 Three - Seat - 850 lbs  
 Three - Seat Plus- 1200 lbs

<b>Faeron Option Upcharges</b>	<b>\$ List</b>	<b>\$ List</b>
CAL 133 & Moisture Barrier (per yard)	67	Solid Surface Arm Cap (per pair) - Gr A White 403
One-Seat Removable Back Covers	159	Solid Surface Arm Cap (per pair) - Gr A Color 416
One-Seat Wide Removable Back Covers	239	Solid Surface Arm Cap (per pair) - Gr B 443
Two-Seat Removable Back Covers	317	Solid Surface Arm Cap (per pair) - Gr C 456
Three-Seat Removable Back Covers	475	Solid Surface Arm (per pair) - Gr A White 710
One-Seat Removable Seat Covers	159	Solid Surface Arm (per pair) - Gr A Color 743
One-Seat Wide Removable Seat Covers	239	Solid Surface Arm (per pair) - Gr B 806
Two-Seat Removable Seat Covers	317	Solid Surface Arm (per pair) - Gr C 850
Three-Seat Removable Seat Covers	475	Upholstered Lounge Wood Arm Cap (per pair) 202
Wood Leg - Plastic glides	8	
Wood Leg - Metal glides	26	
Metal Leg - Floor-saver Felt glides	30	
Metal Leg - Non-slip Rubber	18	
Metal Leg - Metal glides	26	

## FAERON WOOD | LOUNGE FEATURES & OPTIONS



### WOOD ARM

Faeron Wood Arm Lounge chairs are available with optional Arm Caps in Urethane and Solid Surface. As well as a Solid Surface Arm.



### ARMLESS

Faeron Armless Lounge seating can be specified with a full wood base providing an enhanced base profile.



### UPHOLSTERED ARM

Faeron Upholstered arm lounge chairs are available with optional arm caps in Wood, Solid Surface and Urethane (Wingback lounge is not available with Urethane cap).



### ARM PANEL

Arm Panels are available on Faeron Wood Arm Lounge seating in semi and fully closed styles for optimum design flexibility.



### BEECH WOOD LEGS

Faeron Lounge legs and bases are solid Beech available in 22 finish selections. Faeron lounge legs feature Floor-saver nylon glides. Plastic glides and metal glides are optional at an upcharge. Please see Page 645 for more information.



### METAL LEGS

Faeron Upholstered Arm models are also available with Metal Legs; Silver Metallic or Brushed Nickel finish. Faeron lounge legs feature Floor-saver nylon glides. Floor-saver felt glides, non-slip rubber glides and metal glides are optional at an upcharge.



### LOUNGE WALL SAVER

Faeron Lounge models include a wall saver feature in which the angle of the back and the rear legs are designed to keep the back away from the wall, to prevent wear and damage to both the chair and the wall. Not included for Faeron High Back Lounge or Faeron Wingback Lounge due to back height.



### CLEAN OUT

All Faeron Lounge seating has a built-in clean out feature: a space at the back of the seat that allows dirt, debris and liquid to fall to the floor for easy clean up and maintenance - designed so that it does not detract from the comfort or appearance of the product.



## OPTIONS

### URETHANE ARM CAP

The optional Urethane Arm Cap is available on Wood Arm Lounge and Upholstered Arm Lounge and provides enhanced durability and protection for the arms. This is field replaceable if this becomes damaged or degraded and is available in three colors; Black, Grey and Taupe.



### WOOD ARM CAP

The optional Solid Beech Arm Cap is available on Upholstered Arm and Wingback Lounge. This is field replaceable if this becomes damaged or degraded.



### SOLID SURFACE ARM CAP

The optional Solid Surface Arm Cap is available on Wood Arm Lounge and Upholstered Arm Lounge and provides enhanced durability, protection and cleanability for the arms. This is field replaceable if this becomes damaged or degraded and is available in 8 standard colors.



### SOLID SURFACE ARM

The optional Solid Surface Arm is available on Wood Arm Lounge and provides a fully seamless armrest for enhanced durability, protection and cleanability. It is available in 8 standard colors and replaceable as a full side frame if it becomes damaged or degraded.



### COMBINATION UPHOLSTERY OPTIONS

When combination upholstery is specified with fabric of the same grade or COM, an upcharge for dual fabrics is **\$34 list** per unit and **\$67 list** per unit for three fabrics will be applied. When graded in combination upholstery is selected, use the highest grade upholstery selected or to obtain a quote for blended grading contact Customer Service (please provide the fabrics specified and location of where each fabric is to be applied on the product).

### MOISTURE BARRIER & CAL 133






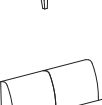
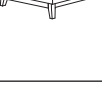

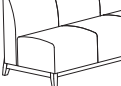
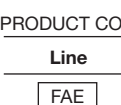


California Technical Bulletin 133 is a flammability test for seating. Krug offers a compliance method, in combination with non-flammable upholstery covers, that may enable products to meet certification requirements for this test. This process at the same time also provides the products with a Moisture Barrier - a treatment that helps to prevent the passage of liquids and moisture to inside of the upholstered components - thereby conferring sanitary and anti-infection benefits. So when CAL133 is specified, the product also automatically has a Moisture Barrier, and when a Moisture Barrier is specified, the product also features the compliance method and low flammability features of CAL 133. The application of this up-charge and the compliance method does not mean that the specific configuration of product and upholstery cover are tested and officially certified as being CAL133 compliant. If the official certification is required, Krug will provide this (through an independent certified testing laboratory) at a charge of \$962 per item, plus the cost of the product to be tested. Lead time for certification testing is typically 4-8 weeks.

### REMOVABLE AND REPLACEABLE COVERS

Faeron Lounge Chairs are available with a Removable Seat & Back Covers. See page 290 for upcharges.



SIN 339113H - Hospital Geriatric Chairs & Lounge  
**FAERON WOOD | ARMLESS LOUNGE**
















DESCRIPTION/MODEL		Species	COM	COL			FABRIC GRADES			LEATHER	
			1	2	3	4	5	6	7	8	9
	One-Seat, Armless Lounge, Standard Base										
	FAE3-AL1S	Beech	1909	1984	2060	2210	2359	2507	2658	2806	3106
	One-Seat Plus, Armless Lounge, Standard Base										
	FAE3-ALB1S	Beech	1980	2056	2131	2280	2430	2581	2731	2880	3180
	One-Seat, Armless Lounge, Full Wood Base										
	FAE3-AL1F	Beech	2081	2157	2230	2381	2530	2680	2829	2979	3278
	One-Seat Plus, Armless Lounge, Full Wood Base										
	FAE3-ALB1F	Beech	2153	2227	2302	2450	2602	2751	2902	3051	3349
	One-Seat Wide, Armless Lounge, Standard Base										
	FAE3-AL1+S	Beech	2158	2261	2362	2566	2769	2972	3178	3381	3787
	One-Seat Wide Plus, Armless Lounge, Standard Base										
	FAE3-ALB1+S	Beech	2237	2338	2440	2642	2848	3051	3253	3457	3866
	One-Seat Wide, Armless Lounge, Full Wood Base										
	FAE3-AL1+F	Beech	2379	2480	2583	2787	2990	3192	3397	3601	4007
	One-Seat Wide Plus, Armless Lounge, Full Wood Base										
	FAE3-ALB1+F	Beech	2457	2557	2659	2862	3067	3270	3473	3678	4085
	Two-Seat, Armless Lounge, Standard Base										
	FAE3-AL2S	Beech	2707	2818	2930	3156	3379	3603	3829	4055	4503
	Two-Seat Plus, Armless Lounge, Standard Base										
	FAE3-ALB2S	Beech	2816	2928	3040	3266	3489	3713	3939	4161	4613
	Two-Seat, Armless Lounge, Full Wood Base										
	FAE3-AL2F	Beech	3016	3129	3241	3463	3689	3914	4138	4363	4813
	Two-Seat Plus, Armless Lounge, Full Wood Base										
	FAE3-ALB2F	Beech	3125	3237	3348	3575	3799	4022	4247	4473	4923
	Three-Seat, Armless Lounge, Standard Base										
	FAE3-AL3S	Beech	3585	3766	3946	4307	4665	5024	5384	5743	6462
	Three-Seat Plus, Armless Lounge, Standard Base										
	FAE3-ALB3S	Beech	3770	3950	4129	4490	4847	5206	5567	5926	6646
	Three-Seat, Armless Lounge, Full Wood Base										
	FAE3-AL3F	Beech	3994	4175	4353	4711	5074	5431	5791	6149	6869
	Three-Seat Plus, Armless Lounge, Full Wood Base										
	FAE3-ALB3F	Beech	4179	4359	4537	4897	5256	5614	5975	6333	7051

PRODUCT CODE KEY

Line	Series	Chair Type	Size		Base
FAE Faeron	3-A Lounge Seating	L Lounge	1 One-Seat	B1 One-Seat Plus	S Standard Base
		H High Back Lounge	1+ One-Seat Wide	B1+ One-Seat Wide Plus	F Full Wood Base
			2 Two-Seat	B2 Two-Seat Plus	
			3 Three-Seat	B3 Three-Seat Plus	




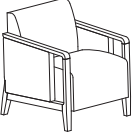
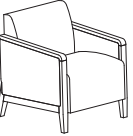

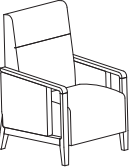
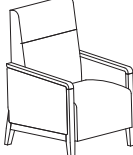
**FAERON WOOD | ARMLESS HIGH BACK LOUNGE**

DESCRIPTION/MODEL	Species	COM 1	2	COL 3	4	FABRIC GRADES		5	6	7	LEATHER 8	9
	One-Seat, Armless High back Lounge, Standard Base											
	FAE3-AH1S Beech	2146	2238	2328	2510	2695	2878	3061	3244	3608		
	One-Seat Plus, Armless High back Lounge, Standard Base											
	FAE3-AHB1S Beech	2217	2306	2400	2584	2766	2948	3133	3316	3683		
	One-Seat, Armless High back Lounge, Full Wood Base											
	FAE3-AH1F Beech	2319	2409	2502	2682	2864	3050	3231	3414	3783		
	One-Seat Plus, Armless High back Lounge, Full Wood Base											
	FAE3-AHB1F Beech	2390	2480	2571	2754	2937	3119	3303	3487	3852		
	One-Seat Wide, Armless High back Lounge, Standard Base											
	FAE3-AH1+S Beech	2411	2530	2649	2884	3120	3360	3598	3833	4308		
	One-Seat Wide Plus, Armless High back Lounge, Standard Base											
	FAE3-AHB1+S Beech	2488	2607	2724	2963	3200	3434	3672	3910	4384		
	One-Seat Wide, Armless High back Lounge, Full Wood Base											
	FAE3-AH1+F Beech	2631	2748	2870	3105	3343	3579	3816	4051	4527		
	One-Seat Wide Plus, Armless High back Lounge, Full Wood Base											
	FAE3-AHB1+F Beech	2710	2828	2945	3182	3421	3657	3894	4130	4604		
	Two-Seat, Armless High back Lounge, Standard Base											
	FAE3-AH2S Beech	2881	3012	3140	3398	3657	3914	4172	4427	4945		
	Two-Seat Plus, Armless High back Lounge, Standard Base											
	FAE3-AHB2S Beech	2991	3119	3249	3508	3766	4022	4282	4538	5054		
	Two-Seat, Armless High back Lounge, Full Wood Base											
	FAE3-AH2F Beech	3190	3321	3451	3709	3964	4223	4480	4737	5256		
	Two-Seat Plus, Armless High back Lounge, Full Wood Base											
	FAE3-AHB2F Beech	3301	3430	3558	3816	4075	4334	4590	4847	5364		
	Three-Seat, Armless High back Lounge, Standard Base											
	FAE3-AH3S Beech	3830	4043	4257	4683	5109	5535	5960	6386	7238		
	Three-Seat Plus, Armless High back Lounge, Standard Base											
	FAE3-AHB3S Beech	4014	4228	4441	4866	5292	5719	6144	6568	7422		
	Three-Seat, Armless High back Lounge, Full Wood Base											
	FAE3-AH3F Beech	4239	4450	4665	5088	5517	5943	6367	6793	7647		
	Three-Seat Plus, Armless High back Lounge, Full Wood Base											
	FAE3-AHB3F Beech	4422	4636	4847	5274	5699	6125	6553	6978	7829		

## PRODUCT CODE KEY

Line	Series	Chair Type	Size		Base
<b>FAE</b> Faeron	<b>3-A</b> Armless Lounge Seating	<b>L</b> Lounge	<b>1</b> One-Seat	<b>B1</b> One-Seat Plus	<b>S</b> Standard Base
		<b>H</b> High Back Lounge	<b>1+</b> One-Seat Wide	<b>B1+</b> One-Seat Wide Plus	<b>F</b> Full Wood Base
			<b>2</b> Two-Seat	<b>B2</b> Two-Seat Plus	
			<b>3</b> Three-Seat	<b>B3</b> Three-Seat Plus	

SIN 339113H - Hospital Geriatric Chairs & Lounge  
**FAERON WOOD | LOUNGE & HIGH BACK LOUNGE**

DESCRIPTION/MODEL	Species	COM 1	2	COL 3	4	FABRIC GRADES 5 6		7	LEATHER 8	9
	One-Seat, Wood Arm Lounge, Open Arm FAE3-WL1ONC Beech	2018	2090	2166	2319	2465	2615	2766	2914	3214
	One-Seat Plus, Wood Arm Lounge, Open Arm FAE3-WL1BONC Beech	2088	2164	2239	2387	2537	2688	2836	2988	3288
	One-Seat Wood Arm Lounge, Semi Closed Arm FAE3-WL1SNC Beech	2574	2684	2796	3017	3238	3459	3683	3902	4348
	One-Seat Plus Wood Arm Lounge, Semi Closed Arm FAE3-WL1BSNC Beech	2646	2759	2868	3090	3313	3534	3755	3976	4418
	One-Seat Wood Arm Lounge, Closed Arm FAE3-WL1CNC Beech	2595	2707	2817	3038	3260	3481	3705	3925	4368
	One-Seat Plus Wood Arm Lounge, Closed Arm FAE3-WL1BCNC Beech	2668	2775	2888	3111	3331	3553	3774	3996	4441
	One-Seat Wood Arm High Back Lounge, Open Arm FAE3-WH1ONC Beech	2253	2345	2437	2619	2802	2986	3166	3349	3715
	One-Seat Plus Wood Arm High Back Lounge, Open Arm FAE3-WH1BONC Beech	2324	2416	2507	2691	2875	3056	3238	3424	3788
	One-Seat Wood Arm High Back Lounge, Semi Closed Arm FAE3-WH1SNC Beech	2811	2937	3066	3320	3575	3829	4085	4339	4848
	One-Seat Plus Wood Arm High Back Lounge, Semi Closed Arm FAE3-WH1BSNC Beech	2881	3010	3137	3393	3646	3900	4156	4413	4920
	One-Seat Wood Arm High Back Lounge, Closed Arm FAE3-WH1CNC Beech	2830	2958	3087	3343	3598	3851	4105	4361	4869
	One-Seat Plus Wood Arm High Back Lounge, Closed Arm FAE3-WH1BCNC Beech	2903	3030	3159	3411	3667	3922	4177	4432	4943

**ORDERING NOTES:** Faeron chairs can be specified with Urethane Arm Caps (UC), Solid Surface Arm Caps (SC) or Solid Surface Arm (SA), replace "NC" in the model number with the **Arm Style** selection below and add the upcharge listed on page 290. See Page 643 for color selection.

PRODUCT CODE KEY

Line	Series	Chair Type	Size		Arm Style	Arm Cap
<b>FAE</b> Faeron	<b>3-W</b> Wood Arm Lounge Seating	<b>L</b> Lounge	<b>1</b> One-Seat	<b>B1</b> One-Seat Plus	<b>O</b> Open Arm	<b>NC</b> No Cap
		<b>H</b> High Back Lounge	<b>1+</b> One-Seat Wide	<b>B1+</b> One-Seat Wide Plus	<b>S</b> Semi Closed Arm	<b>UC</b> Urethane Cap
			<b>2</b> Two-Seat	<b>B2</b> Two-Seat Plus	<b>C</b> Closed Arm	<b>SC</b> Solid Surface Cap
			<b>3</b> Three-Seat	<b>B3</b> Three-Seat Plus		<b>SA</b> Solid Surface Arm

# FAERON WOOD | LOUNGE & HIGH BACK LOUNGE

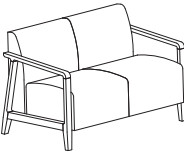
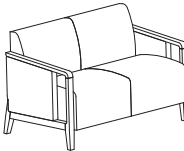
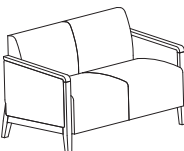
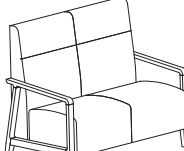
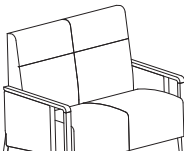
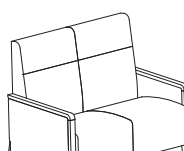
DESCRIPTION/MODEL		Species	COM 1	2	COL 3	4	FABRIC GRADES 5		6	7	LEATHER 8	9
	One-Seat Wide Wood Arm Lounge, Open Wood Arm FAE3-WL1+ONC	Beech	2215	2319	2418	2621	2826	3028	3234	3436	3845	
	One-Seat Wide Plus Wood Arm Lounge, Open Arm FAE3-WLB1+ONC	Beech	2294	2394	2496	2698	2903	3106	3313	3513	3922	
	One-Seat Wide Wood Arm Lounge, Semi Closed Arm FAE3-WL1+SNC	Beech	2772	2910	3049	3323	3600	3874	4151	4425	4977	
	One-Seat Wide Plus Wood Arm Lounge, Semi Closed Arm FAE3-WLB1+SNC	Beech	2850	2989	3126	3400	3676	3953	4228	4503	5054	
	One-Seat Wide Wood Arm Lounge, Closed Arm FAE3-WL1+CNC	Beech	2793	2932	3070	3345	3620	3896	4172	4446	4996	
	One-Seat Wide Plus Wood Arm Lounge, Closed Arm FAE3-WLB1+CNC	Beech	2872	3009	3145	3424	3697	3974	4249	4525	5076	
	One-Seat Wide Wood Arm High Back Lounge, Open Arm FAE3-WH1+ONC	Beech	2469	2586	2705	2943	3179	3414	3652	3891	4363	
	One-Seat Wide Plus Wood Arm High Back Lounge, Open Arm FAE3-WHB1+ONC	Beech	2544	2664	2782	3020	3257	3493	3730	3969	4441	
	One-Seat Wide, Wood Arm High Back Lounge, Semi Closed Arm FAE3-WH1+SNC	Beech	3026	3180	3335	3643	3953	4261	4569	4878	5495	
	One-Seat Wide Plus Wood Arm High Back Lounge, Semi Closed Arm FAE3-WHB1+SNC	Beech	3103	3258	3410	3720	4030	4337	4647	4956	5573	
	One-Seat Wide Wood Arm High Back Lounge, Closed Arm FAE3-WH1+CNC	Beech	3048	3201	3353	3664	3974	4282	4590	4899	5518	
	One-Seat Wide Plus Wood Arm High Back Lounge, Closed Arm FAE3-WHB1+CNC	Beech	3125	3277	3432	3741	4050	4360	4667	4974	5594	

**ORDERING NOTES:** Faeron chairs can be specified with Urethane Arm Caps (UC), Solid Surface Arm Caps (SC) or Solid Surface Arm (SA), replace “NC” in the model number with the **Arm Style** selection below and add the upcharge listed on page 290. See Page 643 for color selection.

## PRODUCT CODE KEY

Line	Series	Chair Type	Size		Arm Style	Arm Cap
<div>FAE</div> <div>Faeron</div>	<div>3-W</div> <div>Wood Arm Lounge Seating</div>	<div>L</div> <div>Lounge</div>	<div>1</div> <div>One-Seat</div>	<div>B1</div> <div>One-Seat Plus</div>	<div>O</div> <div>Open Arm</div>	<div>NC</div> <div>No Cap</div>
		<div>H</div> <div>High Back Lounge</div>	<div>1+</div> <div>One-Seat Wide</div>	<div>B1+</div> <div>One-Seat Wide Plus</div>	<div>S</div> <div>Semi Closed Arm</div>	<div>UC</div> <div>Urethane Cap</div>
			<div>2</div> <div>Two-Seat</div>	<div>B2</div> <div>Two-Seat Plus</div>	<div>C</div> <div>Closed Arm</div>	<div>SC</div> <div>Solid Surface Cap</div>
			<div>3</div> <div>Three-Seat</div>	<div>B3</div> <div>Three-Seat Plus</div>		<div>SA</div> <div>Solid Surface Arm</div>

**FAERON WOOD | LOUNGE & HIGH BACK LOUNGE**

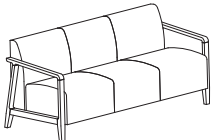
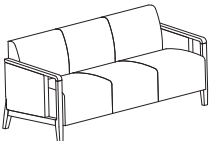
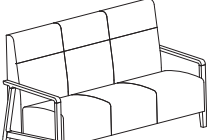
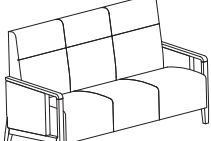
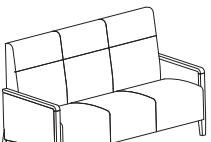
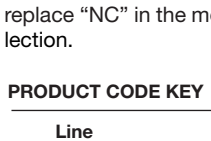

DESCRIPTION/MODEL		Species	COM 1	2	COL 3	4	FABRIC GRADES			LEATHER	
			1	2	3	4	5	6	7	8	9
	Two-Seat Wood Arm Lounge, Open Arm										
	FAE3-WL2ONC	Beech	2791	2903	3016	3241	3463	3689	3914	4138	4588
	Two-Seat Plus Wood Arm Lounge, Open Arm										
	FAE3-WLB2ONC	Beech	2877	2988	3101	3323	3550	3773	3999	4223	4671
	Two-Seat Wood Arm Lounge, Semi Closed Arm										
	FAE3-WL2SNC	Beech	3348	3496	3645	3943	4238	4533	4832	5129	5720
	Two-Seat Plus Wood Arm Lounge, Semi Closed Arm										
	FAE3-WLB2SNC	Beech	3432	3580	3730	4025	4321	4617	4915	5213	5804
	Two-Seat Wood Arm Lounge, Closed Arm										
	FAE3-WL2CNC	Beech	3369	3519	3665	3961	4260	4555	4851	5148	5742
	Two-Seat Plus Wood Arm Lounge, Closed Arm										
	FAE3-WLB2CNC	Beech	3454	3602	3751	4046	4344	4641	4937	5232	5825
	Two-Seat Wood Arm High Back Lounge, Open arm										
	FAE3-WH2ONC	Beech	2968	3095	3226	3484	3741	4000	4257	4511	5031
	Two-Seat Plus Wood Arm High back Lounge, Open arm										
	FAE3-WHB2ONC	Beech	3051	3180	3310	3567	3825	4084	4339	4597	5113
	Two-Seat Wood Arm High Back Lounge, Semi Closed Arm										
	FAE3-WH2SNC	Beech	3524	3689	3853	4183	4511	4844	5174	5503	6162
	Two-Seat Plus Wood Arm High Back Lounge, Semi Closed Arm										
	FAE3-WHB2SNC	Beech	3608	3773	3939	4268	4597	4927	5258	5586	6245
	Two-Seat Wood Arm High Back Lounge, Closed Arm										
	FAE3-WH2CNC	Beech	3546	3711	3875	4206	4533	4865	5194	5524	6184
	Two-Seat Plus Wood Arm High Back Lounge, Closed Arm										
	FAE3-WHB2CNC	Beech	3629	3794	3959	4290	4617	4947	5279	5608	6268

**ORDERING NOTES:** Faeron chairs can be specified with Urethane Arm Caps (UC), Solid Surface Arm Caps (SC) or Solid Surface Arm (SA), replace "NC" in the model number with the **Arm Style** selection below and add the upcharge listed on page 290. See Page 643 for color selection.

**PRODUCT CODE KEY**

Line	Series	Chair Type	Size	Arm Style	Arm Cap
FAE Faeron	3-W Wood Arm Lounge Seating	L Lounge	1 One-Seat	O Open Arm	NC No Cap
		H High Back Lounge	1+ One-Seat Wide	S Semi Closed Arm	UC Urethane Cap
			2 Two-Seat	C Closed Arm	SC Solid Surface Cap
			3 Three-Seat		SA Solid Surface Arm
				B1 One-Seat Plus	
				B1+ One-Seat Wide Plus	
				B2 Two-Seat Plus	
				B3 Three-Seat Plus	

**FAERON WOOD | LOUNGE & HIGH BACK LOUNGE**

DESCRIPTION/MODEL	Species	COM		COL		FABRIC GRADES			LEATHER	
		1	2	3	4	5	6	7	8	9
	Three-Seat Wood Arm Lounge, Open Arm									
	FAE3-WL3ONC Beech	3587	3767	3948	4308	4666	5025	5384	5744	6463
	Three-Seat Plus Wood Arm Lounge, Open Arm									
	FAE3-WLB3ONC Beech	3734	3914	4093	4454	4813	5170	5532	5891	6607
	Three-Seat Wood Arm Lounge, Semi Closed Arm									
	FAE3-WL3SNC Beech	4146	4361	4578	5007	5440	5869	6302	6732	7596
	Three-Seat Plus Wood Arm Lounge, Semi Closed Arm									
	FAE3-WLB3SNC Beech	4292	4506	4723	5153	5584	6016	6447	6880	7741
	Three-Seat Wood Arm Lounge, Closed Arm									
	FAE3-WL3CNC Beech	4167	4381	4597	5029	5461	5892	6322	6753	7617
	Three-Seat Plus Wood Arm Lounge, Closed Arm									
	FAE3-WLB3CNC Beech	4313	4528	4743	5175	5607	6038	6470	6901	7762
	Three-Seat Wood Arm High Back Lounge, Open Arm									
	FAE3-WH3ONC Beech	3833	4044	4259	4683	5110	5536	5961	6386	7239
	Three-Seat Plus Wood Arm High Back Lounge, Open Arm									
	FAE3-WHB3ONC Beech	3978	4192	4403	4832	5257	5682	6105	6535	7386
	Three-Seat Wood Arm High Back Lounge, Semi Closed Arm									
	FAE3-WH3SNC Beech	4391	4638	4887	5386	5884	6381	6880	7376	8370
	Three-Seat Plus Wood Arm High Back Lounge, Semi Closed Arm									
	FAE3-WHB3SNC Beech	4534	4785	5033	5532	6029	6526	7024	7522	8520
	Three-Seat Wood Arm High Back Lounge, Closed Arm									
	FAE3-WH3CNC Beech	4413	4660	4910	5406	5903	6401	6899	7397	8392
	Three-Seat Plus Wood Arm High Back Lounge, Closed Arm									
	FAE3-WHB3CNC Beech	4557	4807	5055	5552	6052	6548	7045	7543	8538

**ORDERING NOTES:** Faeron chairs can be specified with Urethane Arm Caps (UC), Solid Surface Arm Caps (SC) or Solid Surface Arm (SA), replace "NC" in the model number with the **Arm Style** selection below and add the upcharge listed on page 290. See Page 643 for color selection.

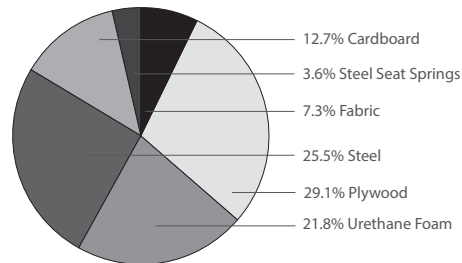
**PRODUCT CODE KEY**

Line	Series	Chair Type	Size		Arm Style	Arm Cap
<b>FAE</b> Faeron	<b>3-W</b> Wood Arm Lounge Seating	<b>L</b> Lounge	<b>1</b> One-Seat	<b>B1</b> One-Seat Plus	<b>O</b> Open Arm	<b>NC</b> No Cap
		<b>H</b> High Back Lounge	<b>1+</b> One-Seat Wide	<b>B1+</b> One-Seat Wide Plus	<b>S</b> Semi Closed Arm	<b>UC</b> Urethane Cap
			<b>2</b> Two-Seat	<b>B2</b> Two-Seat Plus	<b>C</b> Closed Arm	<b>SC</b> Solid Surface Cap
			<b>3</b> Three-Seat	<b>B3</b> Three-Seat Plus		<b>SA</b> Solid Surface Arm

## LEED CI CREDITS



MATERIAL CONTENT:



PRE-CONSUMER  
RECYCLED CONTENT = 7.27%

POST-CONSUMER  
RECYCLED CONTENT = 17.97%

Up to 38.18% of this Faeron product is recyclable at the end of its useful life.

### CONTRIBUTES TO

CREDIT 2.1 - 2.2	Construction Waste Management	1-2 point(s)
CREDIT 3.3	Resource Reuse	1 point
CREDIT 4.1	Recycled Content	1 point
CREDIT 4.2	Recycled Content	1 point
CREDIT 4.5	Low Emitting Materials, Systems & Seating	1 point
CREDIT 5.1	Regional Materials*	1 point
CREDIT 7	Certified Wood (MUST BE REQUESTED)	1 point(s)

\*This credit is only applicable if in total 20% of the combined value of the procurement of construction materials and in the furniture are manufactured within a radius of 500 miles. This credit will apply if the installation of the finished product occurs within 500 miles of Kitchener, Ontario.

## level® CERTIFICATION, AIR EMISSIONS AND FSC® CERTIFICATION



### level® CERTIFICATION

BIFMA's e3 Furniture Sustainability Standard is a voluntary, multi-attribute standard that measures the degree of sustainability of furniture. This standard evaluates product and company environmental attributes and compliance systems in a wide range of elements which include Materials, Energy & Atmosphere, Human & Ecosystem Health and Social Responsibility. Faeron products have earned level®, BIFMA's sustainability certification program for furniture, certification through third-party verification against the e3 standard.

### AIR-EMISSIONS

All Faeron products are supplied with air-emissions certified. Contact customer service for information.



### FSC®

In 2005, Krug received Forest Stewardship Council® (FSC®) Chain-of-Custody certification for our manufacturing facilities. The FSC® Chain-of-Custody tracks certified wood from seedling to final sale. It verifies that the material for our FSC® certified products only come from well-managed, FSC®-certified forests and other controlled sources. FSC® is dedicated to the promotion of responsible forest management worldwide helping to take care of forests for future generations. Faeron and other Krug products can be specified with FSC® Certification. Contact customer service for further information, pricing and lead times.



Architects, designers, and building professionals can specify FSC®-certified products in order to achieve a point from the U.S. Green Building Council's Leadership in Energy and Environmental Design (LEED) Rating System.

**FAERON METAL | DIMENSIONS & COM****DIMENSIONS & COM REQUIREMENTS**

	Overall Width	Overall Depth	Overall Height	Seat Height	Height of Arms from Floor	Width Between Arms	Seat Depth	Shipping Weight	Cube	COM Yardage Entire Unit	COM Yardage Seat Only	COM Yardage Back Only	COM Yardage Arm Only
<b>One-seat - metal arm</b>													
lounge	27	28.5	31.5	17.8	24	23	21	67	20	4.2	1.3	1.7	1.2
high back	27	28.5	41.5	17.8	24	23	21	71	24	4.8	1.3	2.3	1.2
<b>One-seat - armless</b>													
lounge	23	28.5	31.5	17.8	-	-	21	52	20	3	1.3	1.7	-
high back	23	28.5	41.5	17.8	-	-	21	55	24	3.6	1.3	2.3	-
<b>One-seat - upholstered arm</b>													
lounge	28	28.5	31.5	17.8	24	23	21	75	20	5.9	1.3	1.7	2.9
high back	28	28.5	41.5	17.8	24	23	21	79	24	6.5	1.3	2.3	2.9
wingback	32	28.5	42.5	17.8	24	23	21	84	27	7.5	1.3	3.3	2.9
<b>One-seat wide - metal arm</b>													
lounge	34	28.5	31.5	17.8	24	30	21	66	23	4.4	1.5	1.7	1.2
high back	34	28.5	41.5	17.8	24	30	21	80	27	5	1.5	2.3	1.2
<b>One-seat wide - armless</b>													
lounge	30	28.5	31.5	17.8	-	-	21	61	23	3.2	1.5	1.7	-
high back	30	28.5	41.5	17.8	-	-	21	65	27	3.8	1.5	2.3	-
<b>One-seat wide - upholstered arm</b>													
lounge	35	28.5	31.5	17.8	24	30	21	84	23	6.1	1.5	1.7	2.9
high back	35	28.5	41.5	17.8	24	30	21	88	27	6.7	1.5	2.3	2.9
wingback	39	28.5	42.5	17.8	24	30	21	93	30	7.5	1.3	3.3	2.9
<b>Two-seat - metal arm</b>													
lounge	50	28.5	31.5	17.8	24	46	21	100	36	5.5	1.7	2.6	1.2
high back	50	28.5	41.5	17.8	24	46	21	107	43	6.4	1.7	3.5	1.2
<b>Two-seat - armless</b>													
lounge	46	28.5	31.5	17.8	-	-	21	87	36	4.3	1.7	2.6	-
high back	46	28.5	41.5	17.8	-	-	21	94	43	5.2	1.7	3.5	-
<b>Two-seat - upholstered arm</b>													
lounge	51	28.5	31.5	17.8	24	46	21	108	36	7.2	1.7	2.6	2.9
high back	51	28.5	41.5	17.8	24	46	21	115	43	8.1	1.7	3.5	2.9
wingback	55	28.5	42.5	17.8	24	46	21	120	46	9.1	1.7	4.5	2.9
<b>Three-seat - metal arm</b>													
lounge	73	28.5	31.5	17.8	24	69	21	142	52	7.1	2.5	3.4	1.2
high back	73	28.5	41.5	17.8	24	69	21	149	61	8.4	2.5	4.7	1.2
<b>Three-seat - armless</b>													
lounge	69	28.5	31.5	17.8	-	-	21	122	52	5.9	2.5	3.4	-
high back	69	28.5	41.5	17.8	-	-	21	129	61	7.2	2.5	4.7	-
<b>Three-seat - upholstered arm</b>													
lounge	74	28.5	31.5	17.8	24	69	21	140	52	8.8	2.5	3.4	2.9
high back	74	28.5	41.5	17.8	24	69	21	147	61	10.1	2.5	4.7	2.9
wingback	78	28.5	42.5	17.8	24	69	21	145	64	10.3	1.7	5.7	2.9

**ORDERING NOTES:**

Faeron seating. Please refer to page 628 for C.O.M approval process.

**WEIGHT CAPACITIES**

Faeron weight capacities are as follows:

One -Seat - 500 lbs

One -Seat - Plus - 750 lbs

One-seat Wide - 500 lbs

One-seat Wide Plus - 750 lbs

Two- Seat - 625 lbs

Two- Seat Plus- 975 lbs

Three - Seat - 850 lbs

Three - Seat Plus- 1200 lbs

Faeron Option Upcharges	\$ List		\$ List
CAL 133 & Moisture Barrier (per yard)	67	Beech Wood Arm (per pair)	132
One-Seat Removable Back Cover (per back)	159	Solid Surface Arm (per pair) - Gr A White	710
One-Seat wide Removable Back Cover (per back)	239	Solid Surface Arm (per pair) - Gr A Color	743
Two-Seat Removable Back Cover (per back)	317	Solid Surface Arm (per pair) - Gr B	806
Three-Seat Removable Back Cover (per back)	475	Solid Surface Arm (per pair) - Gr C	850
One-Seat Removable Seat Cover (per seat)	159	See Page 643 for color selection.	
One-Seat wide Removable Seat Cover (per seat)	239		
Two-Seat Removable Seat Cover (per seat)	317		
Three-Seat Removable Seat Cover (per seat)	475		
Floor-saver felt glides	30		
Non-slip rubber glides	18		
Metal glides	26		



## FAERON METAL | LOUNGE FEATURES & OPTIONS



### POLYMER ARM

Faeron arms are durable, comfortable, and long lasting. They are made with injected polymer that is a solid color throughout the arm and are available in three color options: Black, Grey and Taupe.



### ARMLESS

Faeron Armless Lounge seating features a metal base available in 2 finish selections; Silver Metallic or Brushed Nickel.



### ARM PANELS

Arm Panels are available on Faeron Metal Lounge seating in semi closed and fully closed styles for optimum design flexibility.



### METAL ARM FRAME

Faeron Metal Lounge chairs are available in Silver Metallic and Brushed Nickel featuring Polymer Arm. Can be specified with optional Solid Surface or Beech wood.



### LOUNGE WALL SAVER

Faeron Lounge models include a wall saver feature in which the angle of the back and the rear legs are designed to keep the back away from the wall, to prevent wear and damage to both the chair and the wall. Not included for Faeron High Back Lounge or Faeron Wingback Lounge due to back height.



### CLEAN OUT

All Faeron Lounge seating has a built-in clean out feature: a space at the back of the seat that allows dirt, debris and liquid to fall to the floor for easy clean up and maintenance - designed so that it does not detract from the comfort or appearance of the product.

### GLIDES

Faeron Metal legs feature floor-saver nylon glides. Floor-saver felt glides, non-slip rubber or metal glides are optional at an upcharge, see Page 645 for more information.

## OPTIONS

### WOOD ARM

Wood arms are solid Beech and available in standard and custom finishes. Krug's wood finish is a proprietary high-durability formulation that has been shown to be an industry leader in abrasion resistance. Arms are replaceable if they do become damaged or degraded.



### SOLID SURFACE ARM

The optional Solid Surface Arm provides a fully seamless armrest for enhanced durability, protection and cleanability. It is available in 8 standard Corian colors, and custom colors (at an upcharge). Arms are replaceable as a full side frame if they become damaged or degraded.



### COMBINATION UPHOLSTERY OPTIONS

When combination upholstery is specified with fabric of the same grade or COM, an upcharge for dual fabrics is **\$34 list** per unit and **\$67 list** per unit for three fabrics will be applied. When graded in combination upholstery is selected, use the highest grade upholstery selected or to obtain a quote for blended grading contact Customer Service (please provide the fabrics specified and location of where each fabric is to be applied on the product).



### METAL FINISH OPTIONS

Silver Metallic frames are available with an anti-microbial finish for an upcharge of **\$67 list** per arm frame pair or table. Additional Frame Finishes, which include anti-microbial finish, are available for an upcharge of **\$67 list** per per arm frame pair or table. Available colors are: White, Parchment, Sand, Taupe, Warm Grey, Cool Grey or Black. For all metal finishes other than Silver Metallic Standard, there is a minimum order quantity of 30 units per color. Upcharges for order quantities less than 30 units per color or custom metal finishes, please contact Customer Service to obtain a quote.

### MOISTURE BARRIER & CAL 133





California Technical Bulletin 133 is a flammability test for seating. Krug offers a compliance method, in combination with non-flammable upholstery covers, that may enable products to meet certification requirements for this test. This process at the same time also provides the products with a Moisture Barrier - a treatment that helps to prevent the passage of liquids and moisture to inside of the upholstered components - thereby conferring sanitary and anti-infection benefits. So when CAL133 is specified, the product also automatically has a Moisture Barrier, and when a Moisture Barrier is specified, the product also features the compliance method and low flammability features of CAL 133. The application of this up-charge and the compliance method does not mean that the specific configuration of product and upholstery cover are tested and officially certified as being CAL133 compliant. If the official certification is required, Krug will provide this (through an independent certified testing laboratory) at a charge of \$962 per item, plus the cost of the product to be tested. Lead time for certification testing is typically 4-8 weeks.

### REMOVABLE AND REPLACEABLE COVERS

Faeron Lounge Chairs are available with a Removable Seat & Back Covers. See page 299 for upcharges.

SIN 339113H - Hospital Geriatric Chairs & Lounge





## FAERON METAL | ARMLESS LOUNGE

DESCRIPTION/MODEL		COM		COL		FABRIC GRADES			LEATHER	
		1	2	3	4	5	6	7	8	9
	One-Seat, Armless, with Silver Metallic Metal Base FAE3-MAL1S	1714	1788	1857	2000	2143	2285	2392	2569	2854
	One-Seat Plus, Armless, with Silver Metallic Metal Base FAE3-MALB1S	1782	1855	1926	2067	2211	2353	2461	2638	2924
	One-Seat, Armless, with Brushed Nickel Metal Base FAE3-MAL1N	1859	1930	2002	2144	2285	2428	2536	2714	3000
	One-Seat Plus, Armless, with Brushed Nickel Metal Base FAE3-MALB1N	1927	2000	2069	2212	2354	2500	2605	2782	3068
	One-Seat Wide, Armless, with Silver Metallic Metal Base FAE3-MAL1+S	1950	2048	2145	2340	2533	2725	2922	3114	3502
	One-Seat Wide Plus, Armless, with Silver Metallic Metal Base FAE3-MALB1+S	2025	2121	2218	2412	2607	2802	2994	3188	3576
	One-Seat Wide, Armless, with Brushed Nickel Metal Base FAE3-MAL1+N	2095	2191	2289	2484	2676	2871	3066	3258	3646
	One-Seat Wide Plus, Armless, with Brushed Nickel Metal Base FAE3-MALB1+N	2168	2265	2364	2557	2751	2946	3137	3333	3720
	Two-Seat, Armless, with Silver Metallic Metal Base FAE3-MAL2S	2472	2581	2688	2900	3114	3327	3541	3756	4183
	Two-Seat Plus, Armless, with Silver Metallic Metal Base FAE3-MALB2S	2579	2684	2790	3005	3220	3431	3646	3860	4289
	Two-Seat, Armless, with Brushed Nickel Metal Base FAE3-MAL2N	2616	2723	2830	3043	3258	3473	3687	3899	4329
	Two-Seat Plus, Armless, with Brushed Nickel Metal Base FAE3-MALB2N	2722	2829	2934	3147	3363	3576	3790	4004	4433
	Three-Seat, Armless, with Silver Metallic Metal Base FAE3-MAL3S	3313	3480	3652	3996	4338	4680	5023	5365	6049
	Three-Seat Plus, Armless, with Silver Metallic Metal Base FAE3-MALB3S	3486	3657	3828	4170	4511	4854	5196	5540	6224
	Three-Seat, Armless, with Brushed Nickel Metal Base FAE3-MAL3N	3664	3833	4005	4348	4690	5032	5374	5716	6399
	Three-Seat Plus, Armless, with Brushed Nickel Metal Base FAE3-MALB3N	3837	4008	4180	4523	4865	5206	5549	5892	6576

### PRODUCT CODE KEY

Line	Series	Chair Type	Size		Base
<b>FAE</b> Faeron	<b>3-MA</b> Metal Lounge Seating	<b>L</b> Lounge	<b>1</b> One-Seat	<b>B1</b> One-Seat Plus	<b>S</b> Silver Metallic Base
		<b>H</b> High Back Lounge	<b>1+</b> One-Seat Wide	<b>B1+</b> One-Seat Wide Plus	<b>N</b> Brushed Nickel
			<b>2</b> Two-Seat	<b>B2</b> Two-Seat Plus	
			<b>3</b> Three-Seat	<b>B3</b> Three-Seat Plus	

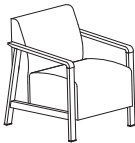


**FAERON METAL | ARMLESS HIGH BACK LOUNGE**

DESCRIPTION/MODEL	Species	COM 1	2	COL 3	4	FABRIC GRADES		7	LEATHER 8	9
	One-Seat, Armless, High back, with Silver Metallic Metal Base FAE3-MAH1S	1938	2025	2113	2286	2462	2635	2811	2984	3333
	One-Seat Plus, Armless, High back, with Silver Metallic Metal Base FAE3-MAHB1S	2007	2095	2182	2355	2531	2704	2879	3053	3400
	One-Seat, Armless, High back, with Brushed Nickel Metal Base FAE3-MAH1N	2084	2169	2258	2431	2606	2781	2955	3129	3477
	One-Seat Plus, Armless, High, with Brushed Nickel Metal Base FAE3-MAHB1N	2150	2238	2325	2501	2675	2849	3024	3197	3546
	One-Seat Wide, Armless, High back, with Silver Metallic Metal Base FAE3-MAH1+S	2191	2304	2417	2642	2868	3094	3321	3546	3997
	One-Seat Wide Plus, Armless, High back, with Silver Metallic Metal Base FAE3-MAHB1+S	2265	2379	2491	2716	2943	3166	3393	3620	4070
	One-Seat Wide, Armless, High back, with Brushed Nickel Metal Base FAE3-MAH1+N	2334	2449	2562	2787	3012	3238	3466	3690	4140
	One-Seat Wide Plus, Armless, High back, with Brushed Nickel Metal Base FAE3-MAHB1+N	2410	2524	2635	2860	3087	3313	3537	3763	4215
	Two-Seat, Armless, High back, with Silver Metallic Metal Base FAE3-MAH2S	2642	2763	2885	3133	3377	3624	3869	4112	4603
	Two-Seat Plus, Armless, High back, with Silver Metallic Metal Base FAE3-MAHB2S	2744	2867	2990	3236	3480	3727	3974	4218	4708
	Two-Seat, Armless, High back, with Brushed Nickel Metal Base FAE3-MAH2N	2787	2907	3030	3276	3522	3767	4013	4257	4748
	Two-Seat Plus, Armless, High back, with Brushed Nickel Metal Base FAE3-MAHB2N	2888	3011	3135	3381	3626	3871	4116	4362	4852
	Three-Seat, Armless, High back, with Silver Metallic Metal Base FAE3-MAH3S	3544	3746	3950	4354	4760	5167	5571	5978	6788
	Three-Seat Plus, Armless, High back with Silver Metallic Metal Base FAE3-MAHB3S	3719	3922	4126	4530	4937	5341	5746	6153	6963
	Three-Seat, Armless, High back, with Brushed Nickel Metal Base FAE3-MAH3N	3896	4101	4301	4708	5112	5519	5924	6331	7142
	Three-Seat Plus, Armless, High back with Brushed Nickel Metal Base FAE3-MAHB3N	4070	4273	4477	4881	5287	5693	6099	6505	7316

## PRODUCT CODE KEY

Line	Series	Chair Type	Size		Base
<b>FAE</b> Faeron	<b>3-MA</b> Metal Lounge Seating	<b>L</b> Lounge	<b>1</b> One-Seat	<b>B1</b> One-Seat Plus	<b>S</b> Silver Metallic Base
		<b>H</b> High Back Lounge	<b>1+</b> One-Seat Wide	<b>B1+</b> One-Seat Wide Plus	<b>N</b> Brushed Nickel
			<b>2</b> Two-Seat	<b>B2</b> Two-Seat Plus	
			<b>3</b> Three-Seat	<b>B3</b> Three-Seat Plus	

## FAERON METAL | LOUNGE


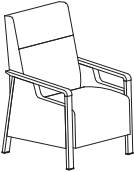
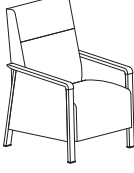
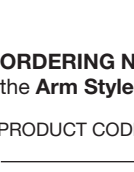

DESCRIPTION/MODEL		COM	2	COL	4	FABRIC GRADES		7	LEATHER	9
		1		3		5	6		8	
	One-Seat, with Open Arm, Silver Metallic FAE3-ML1OPAS	1857	1929	2001	2143	2285	2427	2570	2713	2999
	One-Seat Plus, with Open Arm, Silver Metallic FAE3-MLB1OPAS	1926	1999	2067	2211	2353	2496	2638	2782	3067
	One-Seat, with Open Arm, Brushed Nickel FAE3-ML1OPAN	2610	2681	2752	2895	3037	3181	3323	3466	3751
	One-Seat Plus, with Open Arm, Brushed Nickel FAE3-MLB1OPAN	2678	2749	2819	2963	3105	3249	3391	3534	3820
	One-Seat, with Semi Closed Arm, Silver Metallic FAE3-ML1SPAS	2418	2524	2628	2815	3009	3197	3392	3599	3950
	One-Seat Plus, with Semi Closed Arm, Silver Metallic FAE3-MLB1SPAS	2486	2593	2694	2882	3078	3267	3458	3667	4019
	One-Seat, with Semi Closed Arm, Brushed Nickel FAE3-ML1SPAN	3172	3276	3379	3566	3762	3950	4145	4352	4704
	One-Seat Plus, with Semi Closed Arm, Brushed Nickel FAE3-MLB1SPAN	3241	3345	3446	3635	3830	4019	4211	4419	4771
	One-Seat, with Closed Arm, Silver Metallic FAE3-ML1CPAS	2439	2543	2647	2833	3030	3219	3411	3619	3971
	One-Seat Plus, with Closed Arm, Silver Metallic FAE3-MLB1CPAS	2507	2612	2714	2902	3098	3287	3478	3688	4038
	One-Seat, with Closed Arm, Brushed Nickel FAE3-ML1CPAN	3190	3297	3398	3585	3783	3971	4163	4371	4722
	One-Seat Plus, with Closed Arm, Brushed Nickel FAE3-MLB1CPAN	3259	3365	3468	3657	3850	4038	4231	4440	4790

**ORDERING NOTES:** Faeron chairs can be specified with Solid Surface Arm (SA) or Wood Arm (WA), replace "PA" in the model number with the **Arm Style** selection below and add the upcharge listed on [page 299](#). See Page 643 for color selection.

## PRODUCT CODE KEY

Line	Series	Chair Type	Size		Arm Type	Arm Style	Frame
FAE Faeron	3-M Metal Lounge Seating	L Lounge	1 One-Seat	B1 One-Seat Plus	O Open Arm	PA Polymer Arm	S Silver Metallic
		H High Back Lounge	1+ One-Seat Wide	B1+ One-Seat Wide Plus	S Semi Closed Arm	WA Wood Arm	N Brushed Nickel
			2 Two-Seat	B2 Two-Seat Plus	C Closed Arm	SA Solid Surface Arm	
			3 Three-Seat	B3 Three-Seat Plus			

SIN 339113H - Hospital Geriatric Chairs & Lounge  
**FAERON METAL | HIGH BACK LOUNGE**

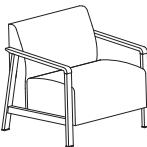
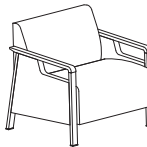
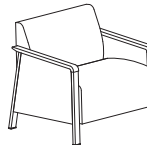
DESCRIPTION/MODEL	COM		COL		FABRIC GRADES			LEATHER	
	1	2	3	4	5	6	7	8	9
	One-Seat, High back, with Open Arm, Silver Metallic FAE3-MH1OPAS								
	2084	2168	2256	2431	2605	2781	2954	3129	3477
	One-Seat Plus, High back, with Open Arm, Silver Metallic FAE3-MHB1OPAS								
	2150	2238	2324	2501	2674	2849	3022	3197	3546
	One-Seat, High back, with Open Arm, Brushed Nickel FAE3-MH1OPAN								
	2836	2923	3009	3183	3357	3533	3707	3880	4229
	One-Seat Plus, High back, with Open Arm, Brushed Nickel FAE3-MHB1OPAN								
	2903	2990	3078	3252	3427	3601	3774	3950	4297
	One-Seat, High back, with Semi Closed Arm, Silver Metallic FAE3-MH1SPAS								
	2643	2763	2882	3103	3329	3551	3774	4014	4427
	One-Seat Plus, High back, with Semi Closed Arm, Silver Metallic FAE3-MHB1SPAS								
	2713	2831	2950	3172	3397	3618	3845	4083	4496
	One-Seat, High back, with Semi Closed Arm, Brushed Nickel FAE3-MH1SPAN								
	3396	3515	3635	3855	4082	4301	4527	4767	5179
	One-Seat Plus, High back, with Semi Closed Arm, Brushed Nickel FAE3-MHB1SPAN								
	3466	3584	3705	3925	4151	4370	4596	4836	5250
	One-Seat, High back, with Closed Arm, Silver Metallic FAE3-MH1CPAS								
	2663	2784	2902	3125	3348	3568	3794	4035	4447
	One-Seat Plus, High back, with Closed Arm, Silver Metallic FAE3-MHB1PAS								
	2735	2852	2971	3192	3418	3638	3864	4104	4518
	One-Seat, High back, with Closed Arm, Brushed Nickel FAE3-MH1CPAN								
	3417	3536	3657	3876	4103	4321	4548	4788	5200
	One-Seat Plus, High back, with Closed Arm, Brushed Nickel FAE3-MHB1CPAN								
	3486	3604	3723	3944	4170	4391	4615	4855	5269

**ORDERING NOTES:** Faeron chairs can be specified with Solid Surface Arm (SA) or Wood Arm (WA), replace “PA” in the model number with the **Arm Style** selection below and add the upcharge listed on page 299. See Page 643 for color selection.

PRODUCT CODE KEY

Line	Series	Chair Type	Size		Arm Type	Arm Style	Frame
FAE Faeron	3-M Metal Lounge Seating	L Lounge	1 One-Seat	B1 One-Seat Plus	O Open Arm	PA Polymer Arm	S Silver Metallic
		H High Back Lounge	1+ One-Seat Wide	B1+ One-Seat Wide Plus	S Semi Closed Arm	WA Wood Arm	N Brushed Nickel
			2 Two-Seat	B2 Two-Seat Plus	C Closed Arm	SA Solid Surface Arm	
			3 Three-Seat	B3 Three-Seat Plus			

**FAERON METAL | LOUNGE**


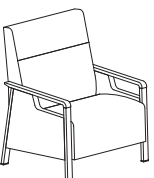

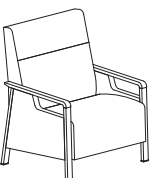


DESCRIPTION/MODEL		COM 1	2	COL 3	4	FABRIC GRADES 56		7	LEATHER 8	9
	One-Seat Wide, with Open Arm, Silver Metallic FAE3-ML1+OPAS	2048	2144	2239	2433	2629	2822	3016	3209	3598
	One-Seat Wide Plus, with Open Arm, Silver Metallic FAE3-MLB1+OPAS	2119	2215	2315	2508	2700	2896	3090	3283	3671
	One-Seat Wide, with Open Arm, Brushed Nickel FAE3-ML1+OPAN	2801	2896	2993	3186	3382	3575	3768	3962	4350
	One-Seat Wide Plus, with Open Arm, Brushed Nickel FAE3-MLB1+OPAN	2872	2970	3066	3260	3455	3647	3845	4036	4424
	One-Seat Wide, with Semi Closed Arm, Silver Metallic FAE3-ML1+SPAS	2609	2738	2866	3105	3352	3591	3837	4097	4549
	One-Seat Wide Plus, with Semi Closed Arm, Silver Metallic FAE3-MLB1+SPAS	2680	2811	2940	3181	3427	3665	3913	4169	4624
	One-Seat Wide, with Semi Closed Arm, Brushed Nickel FAE3-ML1+SPAN	3362	3490	3619	3856	4105	4344	4589	4848	5301
	One-Seat Wide Plus, with Semi Closed Arm, Brushed Nickel FAE3-MLB1+SPAN	3432	3562	3691	3932	4179	4417	4664	4922	5376
	One-Seat Wide, with Closed Arm, Silver Metallic FAE3-ML1+CPAS	2629	2759	2885	3126	3371	3612	3855	4116	4569
	One-Seat Wide Plus, with Closed Arm, Silver Metallic FAE3-MLB1+CPAS	2699	2830	2958	3200	3446	3685	3931	4190	4643
	One-Seat Wide, with Closed Arm, Brushed Nickel FAE3-ML1+CPAN	3382	3510	3639	3878	4127	4365	4611	4868	5321
	One-Seat Wide Plus, with Closed Arm, Brushed Nickel FAE3-MLB1+CPAN	3454	3583	3712	3953	4198	4438	4684	4943	5395

**ORDERING NOTES:** Faeron chairs can be specified with Solid Surface Arm (SA) or Wood Arm (WA), replace "PA" in the model number with the **Arm Style** selection below and add the upcharge listed on page 299. See Page 643 for color selection.

## PRODUCT CODE KEY

Line	Series	Chair Type	Size		Arm Type	Arm Style	Frame
<b>FAE</b> Faeron	<b>3-M</b> Metal Lounge Seating	<b>L</b> Lounge	<b>1</b> One-Seat	<b>B1</b> One-Seat Plus	<b>O</b> Open Arm	<b>PA</b> Polymer Arm	<b>S</b> Silver Metallic
		<b>H</b> High Back Lounge	<b>1+</b> One-Seat Wide	<b>B1+</b> One-Seat Wide Plus	<b>S</b> Semi Closed Arm	<b>WA</b> Wood Arm	<b>N</b> Brushed Nickel
			<b>2</b> Two-Seat	<b>B2</b> Two-Seat Plus	<b>C</b> Closed Arm	<b>SA</b> Solid Surface Arm	
			<b>3</b> Three-Seat	<b>B3</b> Three-Seat Plus			

SIN 339113H - Hospital Geriatric Chairs & Lounge  
**FAERON METAL | HIGH BACK LOUNGE**

DESCRIPTION/MODEL	COM 1	2	COL 3	4	FABRIC GRADES 56		7	LEATHER 8	9
	One-Seat Wide, High back, with Open Arm, Silver Metallic FAE3-MH1+OPAS								
	2286	2400	2511	2739	2963	3189	3415	3642	4092
	One-Seat Wide Plus, High back, with Open Arm, Silver Metallic FAE3-MHB1+OPAS								
	2361	2474	2586	2812	3037	3266	3490	3714	4164
	One-Seat Wide, High back, with Open Arm, Brushed Nickel FAE3-MH1+OPAN								
	3039	3154	3267	3490	3714	3942	4168	4394	4845
	One-Seat Wide Plus, High back, with Open Arm, Brushed Nickel FAE3-MHB1+OPAN								
	3113	3226	3339	3564	3789	4018	4243	4468	4919
	One-Seat Wide, High back, with Semi Closed Arm, Silver Metallic FAE3-MH1+SPAS								
	2849	2994	3138	3410	3688	3959	4237	4527	5043
	One-Seat Wide Plus, High back, with Semi Closed Arm, Silver Metallic FAE3-MHB1+SPAS								
	2923	3068	3211	3484	3762	4035	4312	4601	5117
	One-Seat Wide, High back, with Semi Closed Arm, Brushed Nickel FAE3-MH1+SPAN								
	3601	3746	3893	4163	4440	4711	4990	5281	5794
	One-Seat Wide Plus, High back, with Semi Closed Arm, Brushed Nickel FAE3-MHB1+SPAN								
	3673	3822	3964	4237	4513	4786	5063	5352	5869
	One-Seat Wide, High back, with Closed Arm, Silver Metallic FAE3-MH1+CPAS								
	2868	3015	3160	3431	3708	3978	4257	4548	5063
	One-Seat Wide Plus, High back, with Closed Arm, Silver Metallic FAE3-MHB1+CPAS								
	2943	3089	3231	3503	3783	4054	4331	4621	5135
	One-Seat Wide, High back, with Closed Arm, Brushed Nickel FAE3-MH1+CPAN								
	3620	3767	3913	4183	4459	4731	5009	5299	5817
	One-Seat Wide Plus, High back, with Closed Arm, Brushed Nickel FAE3-MHB1+CPAN								
	3693	3840	3985	4257	4533	4806	5084	5372	5889

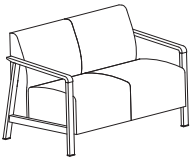
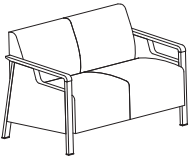
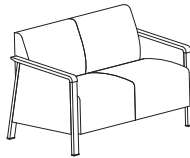
**ORDERING NOTES:** Faeron chairs can be specified with Solid Surface Arm (SA) or Wood Arm (WA), replace "PA" in the model number with the **Arm Style** selection below and add the upcharge listed on page 299. See Page 643 for color selection.

PRODUCT CODE KEY

Line	Series	Chair Type	Size		Arm Type	Arm Style	Frame
<b>FAE</b> Faeron	<b>3-M</b> Metal Lounge Seating	<b>L</b> Lounge	<b>1</b> One-Seat	<b>B1</b> One-Seat Plus	<b>O</b> Open Arm	<b>PA</b> Polymer Arm	<b>S</b> Silver Metallic
		<b>H</b> High Back Lounge	<b>1+</b> One-Seat Wide	<b>B1+</b> One-Seat Wide Plus	<b>S</b> Semi Closed Arm	<b>WA</b> Wood Arm	<b>N</b> Brushed Nickel
			<b>2</b> Two-Seat	<b>B2</b> Two-Seat Plus	<b>C</b> Closed Arm	<b>SA</b> Solid Surface Arm	
			<b>3</b> Three-Seat	<b>B3</b> Three-Seat Plus			



**FAERON METAL | LOUNGE**

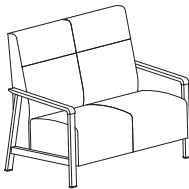
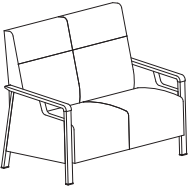


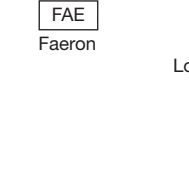

DESCRIPTION/MODEL		COM 1	2	COL 3	4	FABRIC GRADES 5		6	7	LEATHER 8	9
	Two-Seat, with Open Arm, Silver Metallic FAE3-ML2OPAS	2595	2700	2807	3024	3236	3451	3665	3877	4307	
	Two-Seat Plus, with Open Arm, Silver Metallic FAE3-MLB2OPAS	2675	2782	2888	3102	3318	3531	3743	3959	4387	
	Two-Seat, with Open Arm, Brushed Nickel FAE3-ML2OPAN	3348	3455	3561	3775	3987	4204	4417	4631	5058	
	Two-Seat Plus, with Open Arm, Brushed Nickel FAE3-MLB2OPAN	3428	3534	3642	3854	4069	4284	4496	4711	5139	
	Two-Seat, with Semi Closed Arm, Silver Metallic FAE3-ML2SPAS	3158	3297	3433	3694	3960	4221	4485	4763	5258	
	Two-Seat Plus, with Semi Closed Arm, Silver Metallic FAE3-MLB2SPAS	3236	3375	3513	3774	4041	4299	4566	4845	5338	
	Two-Seat, with Semi Closed Arm, Brushed Nickel FAE3-ML2SPAN	3909	4048	4187	4447	4712	4972	5239	5517	6009	
	Two-Seat Plus, with Semi Closed Arm, Brushed Nickel FAE3-MLB2SPAN	3987	4129	4268	4527	4794	5052	5318	5597	6090	
	Two-Seat, with Closed Arm, Silver Metallic FAE3-ML2CPAS	3178	3316	3455	3714	3979	4240	4506	4784	5278	
	Two-Seat Plus, with Closed Arm, Silver Metallic FAE3-MLB2CPAS	3256	3396	3535	3794	4062	4318	4586	4865	5358	
	Two-Seat, with Closed Arm, Brushed Nickel FAE3-ML2CPAN	3929	4069	4207	4469	4732	4992	5259	5536	6031	
	Two-Seat Plus, with Closed Arm, Brushed Nickel FAE3-MLB2CPAN	4008	4149	4288	4548	4815	5073	5338	5616	6112	

**ORDERING NOTES:** Faeron chairs can be specified with Solid Surface Arm (SA) or Wood Arm (WA), replace "PA" in the model number with the **Arm Style** selection below and add the upcharge listed on page 299. See Page 643 for color selection.

## PRODUCT CODE KEY

Line	Series	Chair Type	Size		Arm Type	Arm Style	Frame
FAE Faeron	3-M Metal Lounge Seating	L Lounge	1 One-Seat	B1 One-Seat Plus	O Open Arm	PA Polymer Arm	S Silver Metallic
		H High Back Lounge	1+ One-Seat Wide	B1+ One-Seat Wide Plus	S Semi Closed Arm	WA Wood Arm	N Brushed Nickel
			2 Two-Seat	B2 Two-Seat Plus	C Closed Arm	SA Solid Surface Arm	
			3 Three-Seat	B3 Three-Seat Plus			

SIN 339113H - Hospital Geriatric Chairs & Lounge  
**FAERON METAL | HIGH BACK LOUNGE**

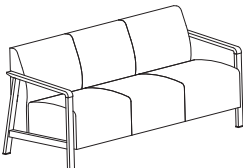

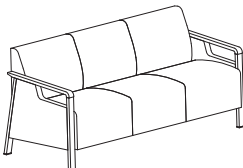

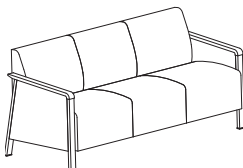

DESCRIPTION/MODEL	COM		COL		FABRIC GRADES		LEATHER			
	1	2	3	4	5	6	7	8	9	
	Two-Seat, High back, with Open Arm, Silver Metallic									
	FAE3-MH2OPAS	2762	2884	3007	3253	3500	3744	3992	4237	4729
	Two-Seat Plus, High back, with Open Arm, Silver Metallic									
	FAE3-MHB2OPAS	2844	2968	3088	3333	3579	3824	4069	4316	4807
	Two-Seat, High back, with Open Arm, Brushed Nickel									
	FAE3-MH2OPAN	3513	3638	3761	4006	4251	4498	4742	4990	5479
	Two-Seat Plus, High back, with Open Arm, Brushed Nickel									
	FAE3-MHB2OPAN	3598	3719	3839	4085	4331	4578	4822	5069	5559
	Two-Seat, High back, with Semi Closed Arm, Silver Metallic									
	FAE3-MH2SPAS	3323	3478	3634	3927	4223	4513	4813	5122	5679
	Two-Seat Plus, High back, with Semi Closed Arm, Silver Metallic									
	FAE3-MHB2SPAS	3406	3561	3713	4005	4302	4593	4891	5203	5759
	Two-Seat, High back, with Semi Closed Arm, Brushed Nickel									
	FAE3-MH2SPAN	4076	4231	4387	4679	4977	5266	5565	5875	6432
	Two-Seat Plus, High back, with Semi Closed Arm, Brushed Nickel									
	FAE3-MHB2SPAN	4158	4314	4465	4757	5055	5345	5642	5955	6512
	Two-Seat, High back, with Closed Arm, Silver Metallic									
	FAE3-MH2CPAS	3344	3500	3655	3946	4244	4533	4833	5143	5700
	Two-Seat Plus, High back, with Closed Arm, Silver Metallic									
	FAE3-MHB2CPAS	3426	3581	3734	4024	4322	4613	4911	5221	5779
	Two-Seat, High back, with Closed Arm, Brushed Nickel									
	FAE3-MH2CPAN	4097	4251	4406	4697	4995	5286	5584	5895	6451
	Two-Seat Plus, High back, with Closed Arm, Brushed Nickel									
	FAE3-MHB2CPAN	4177	4334	4485	4778	5075	5366	5663	5975	6532

**ORDERING NOTES:** Faeron chairs can be specified with Solid Surface Arm (SA) or Wood Arm (WA), replace "PA" in the model number with the **Arm Style** selection below and add the upcharge listed onpage 299. See Page 643 for color selection.

PRODUCT CODE KEY

Line	Series	Chair Type	Size		Arm Type	Arm Style	Frame
FAE	3-M	L	1	B1	O	PA	S
Faeron	Metal Lounge Seating	Lounge	One-Seat	One-Seat Plus	Open Arm	Polymer Arm	Silver Metallic
		H	1+	B1+	S	WA	N
		High Back Lounge	One-Seat Wide	One-Seat Wide Plus	Semi Closed Arm	Wood Arm	Brushed Nickel
			2	B2	C	SA	
			Two-Seat	Two-Seat Plus	Closed Arm	Solid Surface Arm	
			3	B3			
			Three-Seat	Three-Seat Plus			

**FAERON METAL | LOUNGE**

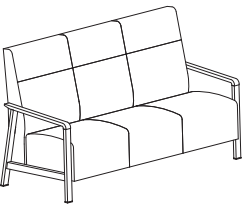
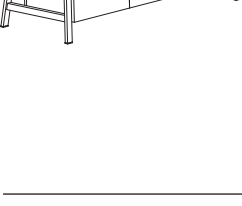
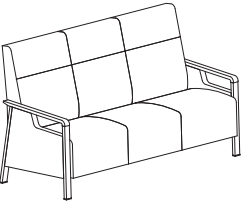
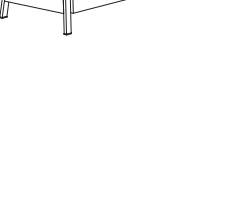

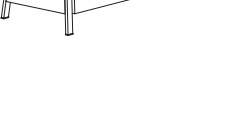
DESCRIPTION/MODEL	COM 1	2	COL 3	4	FABRIC GRADES 5		6	7	LEATHER 8	9
	Three-Seat, with Open Arm, Silver Metallic FAE3-ML3OPAS									
	3353	3524	3578	4038	4380	4722	5064	5407	6092	
	Three-Seat Plus, with Open Arm, Silver Metallic FAE3-MLB3OPAS									
	3493	3665	3836	4177	4521	4862	5204	5547	6231	
	Three-Seat, with Open Arm, Brushed Nickel FAE3-ML3OPAN									
	4106	4275	4330	4790	5132	5475	5818	6161	6844	
	Three-Seat Plus, with Open Arm, Brushed Nickel FAE3-MLB3OPAN									
	4246	4417	4589	4930	5273	5614	5957	6300	6984	
	Three-Seat, with Semi Closed Arm, Silver Metallic FAE3-ML3SPAS									
	3916	4117	4204	4710	5105	5492	5887	6292	7043	
	Three-Seat Plus, with Semi Closed Arm, Silver Metallic FAE3-MLB3SPAS									
	4055	4259	4461	4848	5243	5631	6025	6432	7182	
	Three-Seat, with Semi Closed Arm, Brushed Nickel FAE3-ML3SPAN									
	4667	4870	4956	5464	5857	6243	6638	7047	7794	
	Three-Seat Plus, with Semi Closed Arm, Brushed Nickel FAE3-MLB3SPAN									
	4807	5011	5215	5603	5997	6384	6777	7185	7933	
	Three-Seat, with Closed Arm, Silver Metallic FAE3-ML3CPAS									
	3935	4138	4223	4731	5126	5510	5906	6314	7064	
	Three-Seat Plus, with Closed Arm, Silver Metallic FAE3-MLB3CPAS									
	4075	4280	4482	4869	5263	5652	6045	6453	7201	
	Three-Seat, with Closed Arm, Brushed Nickel FAE3-ML3CPAN									
	4688	4891	4977	5482	5876	6264	6659	7067	7815	
	Three-Seat Plus, with Closed Arm, Brushed Nickel FAE3-MLB3CPAN									
	4825	5032	5236	5622	6019	6402	6798	7206	7955	

**ORDERING NOTES:** Faeron chairs can be specified with Solid Surface Arm (SA) or Wood Arm (WA), replace "PA" in the model number with the **Arm Style** selection below and add the upcharge listed on page 299. See Page 643 for color selection.

## PRODUCT CODE KEY

Line	Series	Chair Type	Size		Arm Type	Arm Style	Frame
<b>FAE</b> Faeron	<b>3-M</b> Metal Lounge Seating	<b>L</b> Lounge	<b>1</b> One-Seat	<b>B1</b> One-Seat Plus	<b>O</b> Open Arm	<b>PA</b> Polymer Arm	<b>S</b> Silver Metallic
		<b>H</b> High Back Lounge	<b>1+</b> One-Seat Wide	<b>B1+</b> One-Seat Wide Plus	<b>S</b> Semi Closed Arm	<b>WA</b> Wood Arm	<b>N</b> Brushed Nickel
			<b>2</b> Two-Seat	<b>B2</b> Two-Seat Plus	<b>C</b> Closed Arm	<b>SA</b> Solid Surface Arm	
			<b>3</b> Three-Seat	<b>B3</b> Three-Seat Plus			

SIN 339113H - Hospital Geriatric Chairs & Lounge  
**FAERON METAL | HIGH BACK LOUNGE**

DESCRIPTION/MODEL	COM		COL		FABRIC GRADES			LEATHER	
	1	2	3	4	5	6	7	8	9
	Three-Seat, High back, with Open Arm, Silver Metallic FAE3-MH3OPAS								
	3585	3789	3993	4398	4802	5210	5614	6021	6832
	Three-Seat Plus, High back, with Open Arm, Silver Metallic FAE3-MHB3OPAS								
	3727	3928	4132	4537	4943	5348	5755	6160	6972
	Three-Seat, High back, with Open Arm, Brushed Nickel FAE3-MH3OPAN								
	4339	4543	4743	5150	5557	5961	6367	6774	7583
	Three-Seat Plus, High back, with Open Arm, Brushed Nickel FAE3-MHB3OPAN								
	4479	4681	4885	5288	5695	6101	6506	6912	7723
	Three-Seat, High back, with Semi Closed Arm, Silver Metallic FAE3-MH3SPAS								
	4149	4384	4617	5071	5527	5978	6435	6907	7783
	Three-Seat Plus, High back, with Semi Closed Arm, Silver Metallic FAE3-MHB3SPAS								
	4288	4523	4758	5210	5664	6118	6575	7045	7921
	Three-Seat, High back, with Semi Closed Arm, Brushed Nickel FAE3-MH3SPAN								
	4900	5135	5370	5822	6281	6730	7189	7659	8536
	Three-Seat Plus, High back, with Semi Closed Arm, Brushed Nickel FAE3-MHB3SPAN								
	5038	5274	5510	5961	6419	6869	7329	7798	8675
	Three-Seat, High back, with Closed Arm, Silver Metallic FAE3-MH3CPAS								
	4168	4403	4637	5088	5548	5998	6455	6927	7803
	Three-Seat Plus, High back, with Closed Arm, Silver Metallic FAE3-MHB3CPAS								
	4308	4543	4778	5229	5686	6137	6596	7066	7943
	Three-Seat, High back, with Closed Arm, Brushed Nickel FAE3-MH3CPAN								
	4920	5156	5391	5841	6302	6752	7208	7679	8555
	Three-Seat Plus, High back, with Closed Arm, Brushed Nickel FAE3-MHB3CPAN								
	5059	5295	5532	5981	6440	6891	7347	7817	8695


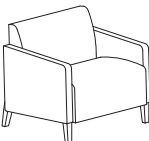

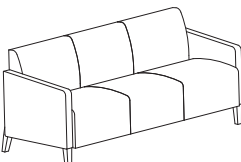
**ORDERING NOTES:** Faeron chairs can be specified with Solid Surface Arm (SA) or Wood Arm (WA), replace "PA" in the model number with the **Arm Style** selection below and add the upcharge listed on page 299. See Page 643 for color selection.

PRODUCT CODE KEY

Line	Series	Chair Type	Size		Arm Type	Arm Style	Frame
<b>FAE</b> Faeron	<b>3-M</b> Metal Lounge Seating	<b>L</b> Lounge	<b>1</b> One-Seat	<b>B1</b> One-Seat Plus	<b>O</b> Open Arm	<b>PA</b> Polymer Arm	<b>S</b> Silver Metallic
		<b>H</b> High Back Lounge	<b>1+</b> One-Seat Wide	<b>B1+</b> One-Seat Wide Plus	<b>S</b> Semi Closed Arm	<b>WA</b> Wood Arm	<b>N</b> Brushed Nickel
			<b>2</b> Two-Seat	<b>B2</b> Two-Seat Plus	<b>C</b> Closed Arm	<b>SA</b> Solid Surface Arm	
			<b>3</b> Three-Seat	<b>B3</b> Three-Seat Plus			

# SIN 339113H - Hospital Geriatric Chairs & Lounge

## FAERON UPHOLSTERED | LOUNGE





DESCRIPTION/MODEL	COM 1	2	COL 3	4	FABRIC GRADES 5	6	7	LEATHER 8	9
	One-Seat Upholstered Arm Lounge, No Arm Cap, Beech Wood leg								
	FAE3-UL1NCW	2740	2902	3062	3385	3710	4035	4356	4680
	One-Seat Plus Upholstered Arm Lounge, No arm cap, Wood leg								
	FAE3-ULB1NCW	2811	2972	3135	3457	3783	4104	4427	4753
	One-Seat Wide Upholstered Arm Lounge, No arm cap, Wood leg								
	FAE3-UL1+NCW	2937	3126	3316	3691	4069	4447	4822	5200
	One-Seat Wide Plus Upholstered Arm Lounge, No arm cap, Wood leg								
	FAE3-ULB1+NCW	3015	3205	3393	3770	4147	4525	4901	5279
	Two-seat Upholstered Arm Lounge, No arm cap, Wood leg								
	FAE3-UL2NCW	3513	3712	3913	4310	4708	5107	5505	5903
	Two-seat Plus Upholstered Arm Lounge, No arm cap, Wood leg								
	FAE3-ULB2NCW	3599	3797	3996	4394	4792	5191	5589	5988
	Three-seat Upholstered Arm Lounge, No arm cap, Wood leg								
	FAE3-UL3NCW	4310	4578	4844	5377	5911	6442	6976	7509
	Three-seat Plus Upholstered Arm Lounge, No arm cap, Wood leg								
	FAE3-ULB3NCW	4457	4725	4991	5523	6055	6589	7123	7654

**ORDERING NOTES:** Faeron upholstered chairs can be specified with Urethane Arm Caps (UC), Solid Surface Arm Caps (SC) , or Wood Arm Caps (WC), replace “NC” in the model number with the **Arm Style** selection below and add the upcharge listed on page 290. To specify the Metal Leg option below, replace “W” in the above model number with “S” for Silver Metallic or “N” for Brushed Nickel.

### PRODUCT CODE KEY

Line	Series	Chair Type	Size	Arm Cap	Leg Type
FAE Faeron	3-U Upholstered Arm Lounge Seating	L Lounge	1 One-Seat	NC No Cap	W Beech Wood Leg
		H High Back Lounge	1+ One-Seat Wide	UC Urethane Cap	S Silver Metallic Leg
			2 Two-Seat	SC Solid Surface Cap	N Brushed Nickel Leg
			3 Three-Seat	WC Wood Arm Cap	
			B1 One-Seat Plus		
			B1+ One-Seat Wide Plus		
			B2 Two-Seat Plus		
			B3 Three-Seat Plus		

SIN 339113H - Hospital Geriatric Chairs & Lounge  
**FAERON UPHOLSTERED | HIGH BACK LOUNGE**





DESCRIPTION/MODEL	COM		COL		FABRIC GRADES			LEATHER	
	1	2	3	4	5	6	7	8	9
	One-Seat Upholstered Arm High Back Lounge, No Arm Cap, Wood leg								
	FAE3-UH1NCW	2974	3154	3331	3689	4044	4402	4758	5116
	One-Seat Plus, Upholstered Arm High Back Lounge, No Arm Cap, Wood leg								
	FAE3-UHB1NCW	3048	3226	3404	3760	4117	4474	4832	5189
	One-Seat Wide, Upholstered Arm High Back Lounge, No Arm Cap, Wood leg								
	FAE3-UH1+NCW	3190	3396	3601	4011	4423	4833	5243	5656
	One-Seat Wide Plus, Upholstered Arm High Back Lounge, No Arm Cap, Wood leg								
	FAE3-UHB1+NCW	3268	3473	3680	4088	4501	4911	5319	5729
	Two-seat, Upholstered Arm High Back Lounge, No Arm Cap, Wood leg								
	FAE3-UH2NCW	3690	3906	4123	4553	4985	5416	5847	6279
	Two-seat Plus, Upholstered Arm High Back Lounge, No Arm Cap, Wood leg								
	FAE3-UHB2NCW	3774	3988	4206	4637	5069	5499	5931	6361
	Three-seat, Upholstered Arm High Back Lounge, No Arm Cap, Wood leg								
	FAE3-UH3NCW	4554	4854	5153	5755	6354	6954	7551	8152
	Three-seat Plus, Upholstered Arm High Back Lounge, No Arm Cap, Wood leg								
	FAE3-UHB3NCW	4701	5001	5302	5899	6499	7100	7699	8300

**ORDERING NOTES:** Faeron upholstered chairs can be specified with Urethane Arm Caps (UC), Solid Surface Arm Caps (SC), or Wood Arm Caps (WC), replace “NC” in the model number with the **Arm Style** selection below and add the upcharge listed on page 290. To specify the Metal Leg option below, replace “W” in the above model number with “S” for Silver Metallic or “N” for Brushed Nickel.

**PRODUCT CODE KEY**

Line	Series	Chair Type	Size		Arm Style	Leg Type
F AE Faeron	3-U Upholstered Arm Lounge Seating	L Lounge	1 One-Seat	B1 One-Seat Plus	NC No Cap	W Beech Wood Leg
		H High Back Lounge	1+ One-Seat Wide	B1+ One-Seat Wide Plus	UC Urethane Cap	S Silver Metallic
			2 Two-Seat	B2 Two-Seat Plus	SC Solid Surface Cap	N Brushed Nickel
			3 Three-Seat	B3 Three-Seat Plus	WC Wood Arm Cap	

**FAERON UPHOLSTERED | WINGBACK LOUNGE**

DESCRIPTION/MODEL	COM		COL		FABRIC GRADES		LEATHER		
	1	2	3	4	5	6	7	8	9
	One-Seat Upholstered Arm Wingback, No Arm Cap, Wood leg								
	FAE3-UW1NCW	3393	3572	3746	4104	4461	4818	5175	5532
	One-Seat Plus Upholstered Arm Wingback, No Arm Cap, Wood leg								
	FAE3-UWB1NCW	3462	3642	3819	4177	4532	4890	5245	5604
	One-Seat Wide Upholstered Arm Wingback, No Arm Cap, Wood leg								
	FAE3-UW1+NCW	3605	3812	4018	4427	4839	5250	5660	6071
	One-Seat Wide Plus Upholstered Arm Wingback, No Arm Cap, Wood leg								
	FAE3-UWB1+NCW	3685	3891	4093	4505	4917	5325	5738	6148
	Two-seat Upholstered Arm Wingback, No Arm Cap, Wood leg								
	FAE3-UW2NCW	4105	4321	4537	4969	5400	5833	6264	6695
	Two-seat Plus Upholstered Arm Wingback, No Arm Cap, Wood leg								
	FAE3-UWB2NCW	4190	4405	4621	5053	5484	5916	6348	6778
	Three-seat Upholstered Arm Wingback, No Arm Cap, Wood leg								
	FAE3-UW3NCW	4971	5272	5571	6169	6770	7369	7970	8568
	Three-seat Plus Upholstered Arm Wingback, No Arm Cap, Wood leg								
	FAE3-UWB3NCW	5117	5418	5716	6316	6915	7515	8116	8715

**ORDERING NOTES:** Faeron upholstered chairs can be specified with Solid Surface Arm Caps (SC), Wood Arm Caps (WC), or Urethane Arm Caps replace "NC" in the model number with the **Arm Style** selection below and add the upcharge listed on page 290. To specify the Metal Leg option below, replace "W" in the above model number with "S" for Silver Metallic or "N" for Brushed Nickel.

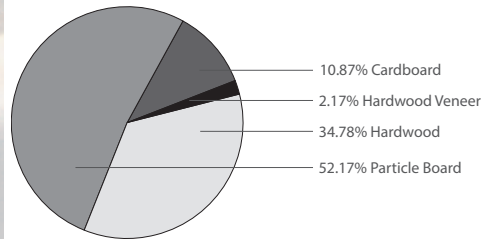
**PRODUCT CODE KEY**

Line	Series	Chair Type	Size		Arm Cap	Leg Type
<div>FAE</div> Faeron	<div>3-U</div> Upholstered Arm Lounge Seating	<div>W</div> Wingback	<div>1</div> One-Seat	<div>B1</div> One-Seat Plus	<div>NC</div> No Cap	<div>W</div> Beech Wood Leg
			<div>1+</div> One-Seat Wide	<div>B1+</div> One-Seat Wide Plus	<div>UC</div> Urethane Cap	<div>S</div> Silver Metallic
			<div>2</div> Two-Seat	<div>B2</div> Two-Seat Plus	<div>WC</div> Wood Arm Cap	<div>N</div> Brushed Nickel
			<div>3</div> Three-Seat	<div>B3</div> Three-Seat Plus	<div>SC</div> Solid Surface Cap	



## LEED CI CREDITS

### MATERIAL CONTENT:



PRE-CONSUMER  
RECYCLED CONTENT = 54.89%

POST-CONSUMER  
RECYCLED CONTENT = 10.33%

Up to 10.87% of this Faeron product is recyclable at the end of its useful life.

### CONTRIBUTES TO

CREDIT 2.1 - 2.2	Construction Waste Management	1-2 point(s)
CREDIT 3.3	Resource Reuse	1 point
CREDIT 4.1	Recycled Content	1 point
CREDIT 4.2	Recycled Content	1 point
CREDIT 4.5	Low Emitting Materials, Systems & Seating	1 point
CREDIT 5.1	Regional Materials*	1 point
CREDIT 7	Certified Wood (MUST BE REQUESTED)	1 point(s)

\*This credit is only applicable if in total 20% of the combined value of the procurement of construction materials and in the furniture are manufactured within a radius of 500 miles. This credit will apply if the installation of the finished product occurs within 500 miles of Kitchener, Ontario.

## level® CERTIFICATION, AIR EMISSIONS AND FSC® CERTIFICATION



### level® CERTIFICATION

BIFMA's e3 Furniture Sustainability Standard is a voluntary, multi-attribute standard that measures the degree of sustainability of furniture. This standard evaluates product and company environmental attributes and compliance systems in a wide range of elements which include Materials, Energy & Atmosphere, Human & Ecosystem Health and Social Responsibility. Faeron products have earned level®, BIFMA's sustainability certification program for furniture, certification through third-party verification against the e3 standard.

### AIR-EMISSIONS

All Faeron products are supplied with air-emissions certified. Contact customer service for information.



### FSC®

In 2005, Krug received Forest Stewardship Council® (FSC®) Chain-of-Custody certification for our manufacturing facilities. The FSC® Chain-of-Custody tracks certified wood from seedling to final sale. It verifies that the material for our FSC® certified products only come from well-managed, FSC®-certified forests and other controlled sources. FSC® is dedicated to the promotion of responsible forest management worldwide helping to take care of forests for future generations. Faeron and other Krug products can be specified with FSC® Certification. Contact customer service for further information, pricing and lead times.



Architects, designers, and building professionals can specify FSC®-certified products in order to achieve a point from the U.S. Green Building Council's Leadership in Energy and Environmental Design (LEED) Rating System.

## FAERON WOOD | LINKING TABLES FEATURES

### WOOD SPECIES

Solid Beech frames, and edges.  
Veneer tops.

### LAMINATE AND POLYMER EDGE

Faeron tables are available in laminates with  
with Polymer edge.

See Page 643 for laminate information.

### STANDARD FINISHES

For a complete list of standard wood finishes,  
please see Page 642. Faeron tables are  
available in 22 standard finishes.

### ORDERING NOTES:

Linking tables can be ordered in conjunction with any of the Krug Multiple Seating. Linking tables are connected to the Multiple Seating via U-Shaped brackets.

The design of the tables for Faeron Multiple Seating allows for any table to be very easily added or moved to a new position within the configuration - or completely replaced - after the product has been first installed. The attachment of the tables is designed so that they can be readily be taken out of the configuration without any defacing of the adjoining seat frames.

Linking Tables also feature a universal, non-handed design:

They can be moved to reverse position in almost any configuration, providing a high level of flexibility for reconfiguring.

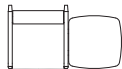
Please note Faeron Laminate Linking Tables are not available on *KrugExpress*.

Wood Tops with Wood Edges are available on *KrugExpress* but with a minimum order requirement of 5 tables per order.

**A drawing showing the configuration of the multiple seating and tables is required with each purchase order.**

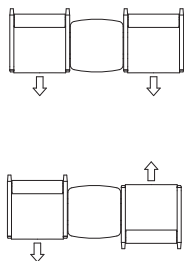
Linked Table - End

FAE4-LKE-22-22



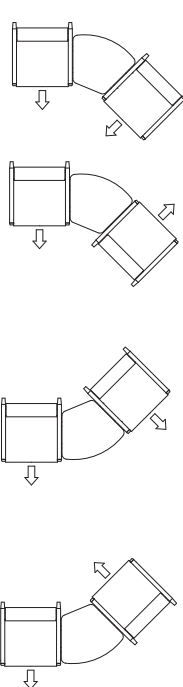
Linked Table -Center

FAE4-LKI-22-22



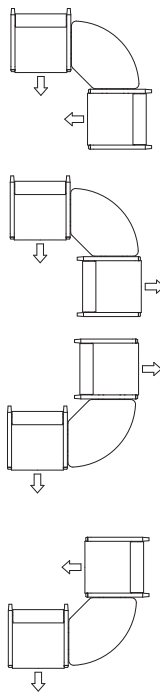
Linked Table -  
Corner/Flat 45

FAE4-LCRF45



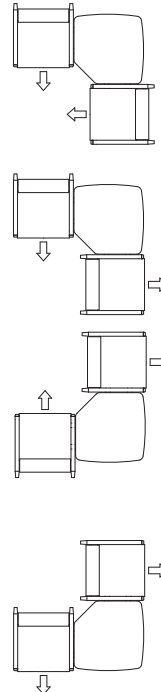
Linked Table -  
Corner/Flat 90

FAE4-LKCRF90


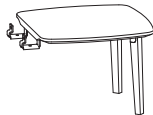


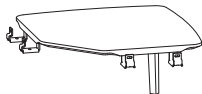


Linked Table -  
Corner Square Flat

FAE4-LKCSF90



SIN 339113H - Patient Room Furniture  
**FAERON WOOD | LINKING TABLES**

DESCRIPTION/MODEL	Beech	Laminate with Polymer Edge	Solid Surface top Grade A - White	Solid Surface top Grade A - Color	Solid Surface top Grade B	Solid Surface top Grade C
 Center Square Table FAE4-LKI-22-22	710	493	846	891	983	1051
 End Square Table FAE4-LKE-22-22	906	651	1041	1090	1192	1258
 Linking Curved Corner Table 45° FAE4-LKCRF45	788	517	1039	1094	1200	1275
 Linking Curved Corner Table 90° FAE4-LKCRF90	977	686	1229	1303	1449	1550
 Linking Square Corner Table 90° FAE4-LKCSF90	1067	745	1354	1428	1578	1677

## DIMENSIONS

Model	Width	Depth	Height	Shipping Weight	Cubes
Center Square Table FAE4-LKI-22-22	22	22	-	23	1.5
End Square Table FAE4-LKE-22-22	22	22	16	34	1.5
Linking Curved Corner Table 45° FAE4-LKCRF45	28	24	16	27	2.2
Linking Curved Corner Table 90° FAE4-LKCRF90	38	24	16	32	2.2
Linking Square Corner Table 90° FAE4-LKCSF90	30	30	16	42	2.2




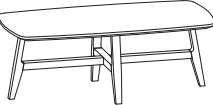
SIN 339113H - Patient Room Furniture

FAERON WOOD | FREE STANDING TABLES

**WOOD SPECIES**  
Solid Beech frames, and edges.  
Veneer tops.

**STANDARD FINISHES**  
For a complete list of standard wood finishes,  
please see **Page 642**. Faeron tables are  
available in 22 standard finishes.

**LAMINATE AND POLYMER EDGE**  
Faeron tables are available in laminates with  
wood or laminates with Polymer edge.  
See Page 643 for color selection.

DESCRIPTION/MODEL	Beech	Laminate with Polymer Edge	Solid Surface top Grade A - White	Solid Surface top Grade A - Color	Solid Surface top Grade B	Solid Surface top Grade C
	Round Tables					
	FAE4-22D-21	1308	974	1924	2058	2173
	FAE4-30D-16	1472	1089	2237	2392	2602
	FAE4-44D-16	2702	1974	3950	4225	4610
	Elliptical					
	FAE4-E44-22-16	1683	1227	2476	2650	2885
	Square Tables					
	FAE4-22-22-21	1293	961	1835	1963	2088
	FAE4-30-30-16	1500	1113	2254	2412	2664
	FAE4-44-44-16	2759	2013	4030	4313	4704
	Rectangular Table					
	FAE4-44-22-16	1703	1243	2487	2662	2903

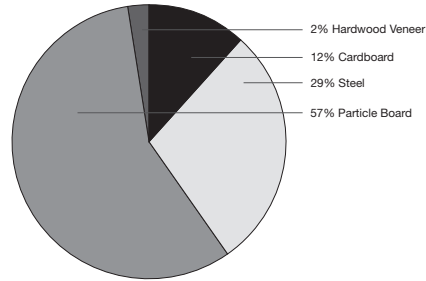
DIMENSIONS

Model	Width	Depth	Height	Shipping Weight	Cubes
Round Tables					
FAE4-22D-21	22" Diameter		21	22	8
FAE4-30D-16	30" Diameter		16	35	11
FAE4-44D-16	40" Diameter		16	45	14
Elliptical					
FAE4-E44-22-16	44	22	16	65	21
Square Tables					
FAE4-22-22-21	22	22	21	34	8
FAE4-30-30-16	30	30	16	42	11
FAE4-44-44-16	44	44	16	47	12
Rectangular Table					
FAE4-44-22-16	44	22	16	55	12

## LEED CI CREDITS



MATERIAL CONTENT:



PRE-CONSUMER  
 RECYCLED CONTENT = 67.26%

POST-CONSUMER  
 RECYCLED CONTENT = 17.02%

Up to 40.48% of this Faeron Metal product is recyclable at the end of its useful life.

### CONTRIBUTES TO

CREDIT 2.1 - 2.2	Construction Waste Management	1-2 point(s)
CREDIT 3.3	Resource Reuse	1 point
CREDIT 4.1	Recycled Content	1 point
CREDIT 4.2	Recycled Content	1 point
CREDIT 4.5	Low Emitting Materials, Systems & Seating	1 point
CREDIT 5.1	Regional Materials*	1 point
CREDIT 7	Certified Wood (MUST BE REQUESTED)	1 point(s)

\*This credit is only applicable if in total 20% of the combined value of the procurement of construction materials and in the furniture are manufactured within a radius of 500 miles. This credit will apply if the installation of the finished product occurs within 500 miles of Kitchener, Ontario.

## level® CERTIFICATION, AIR EMISSIONS AND FSC® CERTIFICATION



### level® CERTIFICATION

BIFMA's e3 Furniture Sustainability Standard is a voluntary, multi-attribute standard that measures the degree of sustainability of furniture. This standard evaluates product and company environmental attributes and compliance systems in a wide range of elements which include Materials, Energy & Atmosphere, Human & Ecosystem Health and Social Responsibility. Faeron products have earned level®, BIFMA's sustainability certification program for furniture, certification through third-party verification against the e3 standard.

### AIR-EMISSIONS

All Faeron products are supplied with air-emissions certified. Contact customer service for information.



### FSC®

In 2005, Krug received Forest Stewardship Council® (FSC®) Chain-of-Custody certification for our manufacturing facilities. The FSC® Chain-of-Custody tracks certified wood from seedling to final sale. It verifies that the material for our FSC® certified products only come from well-managed, FSC®-certified forests and other controlled sources. FSC® is dedicated to the promotion of responsible forest management worldwide helping to take care of forests for future generations. Faeron and other Krug products can be specified with FSC® Certification. Contact customer service for further information, pricing and lead times.



Architects, designers, and building professionals can specify FSC®-certified products in order to achieve a point from the U.S. Green Building Council's Leadership in Energy and Environmental Design (LEED) Rating System.

SIN 339113H - Patient Room Furniture

FAERON METAL | FREE STANDING TABLES

FRAME FINISH

Faeron Metal table frames are available in Krug Silver Metallic or Brushed Nickel.

METAL FINISH OPTIONS

Silver Metallic frames are available with an anti-microbial finish for an upcharge of **\$67 list** per arm frame pair or table. Additional Frame Finishes, which include anti-microbial finish, are available for an upcharge of **\$67 list**


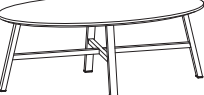

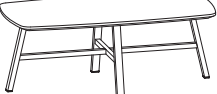
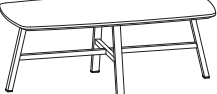
per per arm frame pair or table. Available colors are: White, Parchment, Sand, Taupe, Warm Grey, Cool Grey or Black. For all metal finishes other than Silver Metallic Standard, there is a minimum order quantity of 30 units per color. Upcharges for order quantities less than 30 units per color or custom metal finishes, please contact Customer Service to obtain a quote.

STANDARD FINISHES

For a complete list of standard wood finishes, please see **Page 642**. Faeron tables are available in 22 standard finishes.

LAMINATE AND POLYMER EDGE


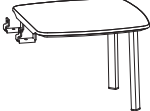


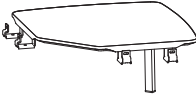
Faeron tables are available in laminates with wood or laminates with Polymer edge. See **Page 643** for color selection.

DESCRIPTION/MODEL		Beech	Laminate with Polymer Edge	Solid Surface top Grade A - White	Solid Surface top Grade A - Color	Solid Surface top Grade B	Solid Surface top Grade C
	Round Tables, Silver Metallic Frame						
	FAE4-M22D-21S	1188	850	1801	1937	2053	2264
	FAE4-M30D-16S	1284	901	2050	2205	2412	2721
	FAE4-M44D-16S	2417	1689	3664	3940	4322	4875
	Round Tables, Brushed Nickel Frame						
	FAE4-M22D-21N	1358	1022	1972	2107	2222	2433
	FAE4-M30D-16N	1455	1072	2218	2376	2584	2891
	FAE4-M44D-16N	2791	2063	4038	4315	4696	5250
	Elliptical, Silver Metallic Frame						
	FAE4-ME44-22-16S	1442	985	2236	2409	2646	2990
	Elliptical, Brushed Nickel Frame						
	FAE4-ME44-22-16N	1781	1328	2574	2746	2986	3330
	Square Tables, Silver Metallic Frame						
	FAE4-M22-22-21S	1173	843	1715	1842	1965	2179
	FAE4-M30-30-16S	1311	926	2065	2224	2476	2822
	FAE4-M44-44-16S	2473	1727	3743	4027	4417	4980
	Square Tables, Brushed Nickel Frame						
	FAE4-M22-22-21N	1346	1010	1884	2013	2136	2349
	FAE4-M30-30-16N	1482	1094	2237	2395	2648	2991
	FAE4-M44-44-16N	2848	2103	4118	4401	4792	5353
	Rectangular Table, Silver Metallic Frame						
	FAE4-M44-22-16S	1462	1002	2247	2421	2661	3010
	Rectangular Table, Brushed Nickel Frame						
	FAE4-M44-22-16N	1801	1342	2586	2761	3001	3349

DIMENSIONS

Model	Width	Depth	Height	Shipping Weight	Cubes
Round Tables					
FAE4-M22D-21	22" Diameter		21	30	8
FAE4-M30D-16	30" Diameter		16	42	11
FAE4-M44D-16	44" Diameter		16	72	21
Elliptical					
FAE4-ME44-22-16	44	22	16	42	12
Square Tables					
FAE4-M22-22-21	22	22	21	32	8
FAE4-M30-30-16	30	30	16	47	11
FAE4-M44-44-16	44	44	16	83	21
Rectangular Table					
FAE4-M44-22-16	44	22	16	47	12

SIN 339113H - Patient Room Furniture  
**FAERON METAL | LINKING TABLES**

DESCRIPTION/MODEL	Beech	Laminate with Polymer Edge	Solid Surface top Grade A - White	Solid Surface top Grade A - Color	Solid Surface top Grade B	Solid Surface top Grade C
 Center Square Table FAE4-LKI-22-22	709	492	845	891	983	1048
 End Square Table, Silver Metallic Frame FAE4-MLKE-22-22S	845	589	980	1031	1129	1197
End Square Table, Brushed Nickel Frame FAE4-MLKE-22-22N	891	635	1026	1077	1174	1244
 Linking Curved Corner Table 45° FAE4-LKCRF45	788	517	1039	1094	1200	1274
 Linking Curved Corner Table 90° FAE4-LKCRF90	977	686	1228	1303	1447	1547
 Linking Square Corner Table 90°, Silver Metallic Frame FAE4-MLKCSF90S	1036	712	1320	1396	1544	1646
Linking Square Corner Table 90°, Brushed Nickel Frame FAE4-MLKCSF90N	1293	738	1347	1421	1568	1669

## DIMENSIONS

Model	Width	Depth	Height	Shipping Weight	Cubes
Center Square Table FAE4-LKI-22-22	22	22	-	23	1.5
End Square Table FAE4-MLKE-22-22	22	22	16	39	1.5
Linking Curved Corner Table 45° FAE4-LKCRF45	28	24	16	27	2.2
Linking Curved Corner Table 90° FAE4-LKCRF90	38	24	16	32	2.2
Linking Square Corner Table 90° FAE4-MLKCSF90	30	30	16	45	2.2



# GENERAL INFORMATION

## Terms and Conditions

Net 30 days on approved credit. A late payment charge of 1% per month will be applied on overdue invoices. This charge will be pro-rated to the number of days past 30 days that the invoice is overdue. All applicable sales taxes are extra. Distribution of this price list does not in itself constitute an offer to sell. Orders can be received only from authorized Krug dealers. Acceptance of any order and terms of sale may be established at the discretion of Krug. Deposits are required on orders received from new accounts as well as on large or special orders. Krug reserves the right to discontinue designs, or to change designs, construction, prices, or materials without notice.

## Contact Information

Phone: 1.888.578.KRUG (5784) | Fax: 1.519.748.5177

Purchase Order Fax: 1.888.236.4783

Purchase Order E-mail: [orders@krug.ca](mailto:orders@krug.ca)

Web: [www.krug.ca](http://www.krug.ca) E-mail: [solutions@krug.ca](mailto:solutions@krug.ca)

## Customer Service Hours

Please note customer service hours are:

8:30 am to 5:00 pm est

## Customer Satisfaction

It is the primary goal of Krug and our staff to ensure the complete satisfaction of our customers with our products and performance. If a problem arises with a Krug product after the expiration of the limited warranty period, Krug will exercise its best efforts to achieve the satisfaction of the customer in a manner that is fair to all concerned.

## Order Acknowledgments

Each order will be acknowledged via e-mail or fax. This acknowledgment is the final agreement between Krug and the customer, superseding all previous communications regarding the purchase order. Where there is a discrepancy on a purchase order between a product code and a description, Krug will make every effort to resolve the discrepancy, but will be ruled by the product code ordered. Please check all acknowledgments for accuracy, and advise Krug of any discrepancies with a purchase order.

## Order Cancellation

Krug reserves the right to not accept or allow cancellation of orders. All products are manufactured on a custom-made, make-to-order basis, and the purchasing, engineering and production of orders begins shortly after order placement - and the customer purchase order is a contract that authorizes Krug to manufacture the products. Acceptance of order cancellation (or partial cancellation) is solely at the discretion of Krug, and is dependent on the extent to which engineering, purchasing and manufacturing has been initiated by the time cancellation is requested. No order cancellations (partial or otherwise) are allowable more than 4 weeks from date of order placement (as order production is unable to be terminated by that point), and full payment of the acknowledged order value is required for any orders cancelled after 4 weeks. Cancellations may be allowable in less than 4 weeks after order placement, depending on the extent to which manufacturing has been initiated. An acceptance of order cancellation requires that the purchaser agrees to make payment for all costs incurred to the point of acceptance of cancellation. Cancellation charges include all costs for purchase of dedicated material and components, engineering costs for non-standard products, and all costs for manufacturing completed to that point, as well as a \$367 net charge for processing of the original order and for processing of cancellation invoicing.

## Pricing

Krug endeavors to ensure that all prices in this price list reflect accurately our current prices. However, errors do occur and will be rectified through notices to the field. Krug reserves the right to acknowledge pricing that may be different from the price list.

## Storage Charges

Krug reserves the right to assess a nominal storage charge if a customer does not accept shipment of an order within a week of the ship date.

## Warranty

Krug warrants the construction and the finish of all our products to be free from defects in materials and workmanship for the lifetime of their use. This warranty is applicable to products in use by their original purchaser. This warranty does not apply to components not manufactured by Krug including textiles, which are subject to the specific warranties of those manufacturers, if any. Textiles (fabric, leather, vinyl, or any other covering material) suppliers do not guarantee their products for durability and color fastness, and nor does Krug. Casters, mechanical and electrical components have a warranty of five years from the date of purchase. The Krug warranty does not apply to COM-specified materials, damage caused by a carrier other than Krug, or variation in wood finishes due to natural wood color variation. Krug cannot be held responsible for variations in fabric dye lots from order to order. All fabric is carefully inspected when it is received, but a degree of variation in color should be expected. Repairs or replacement of any defect covered under this warranty by Krug will be made, at our option and method, at no charge to the original purchaser during the warranty period. Krug's judgement is final and binding with respect to the nature or cause of defects or damage, and the necessity or manner of repair or replacement.

This warranty does not apply to defects or damage resulting from:

- normal wear and tear occurring with the use of the product
- negligence, misuse, excessive use, alteration, improper cleaning or repair
- substitution or use of incorrect or unauthorized components or material
- handling or installation that is incorrect, or that causes damage or defect
- damage incurred by a freight carrier other than Krug
- wearing of finishes and fabrics, and normal variations in materials (including dye lot variations)
- properties of natural materials, including wood and leather
- exposure to environments with uncontrolled temperature and humidity (products must be transported, stored and used in climate-controlled conditions)

Note, specific warranties for components and materials not manufactured by Krug:

**Jordan Sleepers Heavy-Duty Mechanism**, made with heavy gauge steel and minimal moving parts - is backed by a 5-year warranty on the mechanism itself, in addition to the lifetime warranty on the rest of the product. If it does become damaged or degraded, the mechanism can be field-replaced.

**Juno and Trevisa Overbed Tables** have a 2-year warranty.

## Blanket Wrapping

Krug will blanket wrap larger seating orders at customer's request. Please indicate on your purchase order and contact Customer Service.

## Export Packaging

Krug is pleased to provide the option for export packaging on all our products, to provide additional protection from damage. For shipments overseas, a quote for export packaging can be provided, based on the products to be ordered and the delivery destination - please contact Customer Service or Bids & Specification Support for more information and a quotation. KRUG is not responsible for shipment damage occurring on overseas shipments

Export Packaging is STRONGLY RECOMMENDED for:

- (A) all shipments outside of the lower 48 states and Canada.
- (B) all shipments that will be held in storage for an extended period prior to installation.

**Important:** Please note that Krug will not be responsible for damage claims on product shipped or stored in the above conditions but where export packaging has not been utilized.

## Dimensions

Dimensions are in inches and approximate, and subject to change without notice. Contact Customer Service if dimensions are critical.

## Freight Terms and Conditions

1. All product is shipped FOB the Krug factory. Freight is either pre-paid to the destination or not pre-paid, depending on established customer specific freight terms.

2. Docks at the selected delivery location must be equipped to handle a 53' trailer. If a dock is inadequate for delivery by Krug, Krug will re-deliver to another local location and any additional costs will be charged to the customer.

3. For all deliveries, it is understood that Krug or its agent is making a dock delivery only (equipped to handle a 53' trailer), and any further work of truck unloading, delivery beyond the dock, installation, and removal of packaging is not authorized or paid for by Krug.

4. Drop shipments to the installation site, and timed deliveries, are available on larger shipments (full truckloads or slightly less) at no additional charge. Drop shipments or timed deliveries for smaller shipments may not be available, or if available will require a surcharge. Deliveries on an after hours basis, or on weekends, or any other special requirements, may be subject to a surcharge. Location and contact information, and the requested time of delivery, is required at least one week prior to the acknowledged shipment date. If this information is not provided one week in advance, or if the location or time of the drop shipment is changed less than one week in advance, a surcharge may be applied, and/or the drop shipment may not be scheduled. For deliveries requested Monday to Thursday after 5:00 pm, please apply a surcharge of \$275/shipment. For deliveries requested Monday to Friday before 7:00 am, please apply a surcharge of \$275/shipment. For deliveries requested Friday (after 3:00 pm) or weekends, please apply a surcharge of \$551/shipment. (local times).

5. For all deliveries - whether to the Customer location or drop shipment - any circumstances that result in the delay of our carrier (including unsuitable receiving facilities, or facilities not open or available), service charges will be applied at the rate of \$131/hour. Where re-delivery is necessary because of these circumstances, the full cost of re-delivery will be charged. If Less Than Truck Load is delivering, one hour is allocated to unload. Any additional time required to unload after the first hour is \$131/hour. If a Truck Load is delivering the order, three hours is allocated to unload. Any additional time required to unload is \$131/hour. Direct deliveries to site for large orders are possible, (must exceed \$60,000 net), and accommodate 48 - 53' trailers. Krug is responsible for delivery to the approved delivery address. If an address change is required, this must be authorized by Krug 5 business days prior to ship date. Any additional delivery costs incurred after this time will be charged to the customer.

## Product Strength and Durability Testing

All Krug products have been thoroughly tested, and exceed the testing requirements of ANSI/BIFMA seating standard. Specific test results and documentation are available on request.



## Installation Support

For assistance please contact Technical Support at 1-888-578-5784 x216 or e-mail [installationhelp@krug.ca](mailto:installationhelp@krug.ca) and you will be directed to the appropriate installation support person.

## Damaged Shipments

All Krug product is well engineered, carefully inspected, and expertly loaded onto our trucks at our Distribution Center. If you receive any damaged freight, we ask that you do not refuse the shipment. Krug is not responsible for damage to goods that occurs in transit or

storage. It is the purchaser and/or receiver's responsibility to examine the goods upon receipt and to notify Krug of any damages, overages or shortages. Any discrepancies should be noted on the Bill of Lading. The delivering carrier will not accept responsibility for shortages or damages if signed "clear". Notification of concealed damage claims must be made to Krug Distribution within 5 days of delivery, along with digital pictures if available. All product and packaging must be available for inspection. Krug liability ceases after 5 business days and Krug will not be responsible for concealed damages if shipments are left unopened. Krug is not responsible for the condition of product that is stored or installed in an environment where temperature and humidity are not controlled.

## Field Product Report Authorization

Krug's written authorization, in the form of an FPR number, must be obtained prior to incurring charges of any kind if Krug is expected to pay these charges. This includes authorization for returns, field repairs and replacements, post field repairs, installation and delivery charges. Krug reserves the right to have its representative inspect product related to any request for such authorizations, prior to that authorization being provided. Deductions from invoices paid for any charges to Krug, without prior written authorization in the form of an FPR, will not be accepted. Digital photographs may be required to complete the FPR process.

## Returns

No merchandise may be returned without Krug's prior written consent. In the event of an authorized return, a Field Product Report (FPR) number will be issued, and a restocking charge will apply. Return transportation charges must be prepaid. Unauthorized returns will not be accepted and will be returned freight collect. All merchandise being returned must be properly packaged in its original or comparable replacement packaging to ensure protection of the product during handling and transportation. Returns on orders duplicated by the customer must be received in their original packaging to be accepted. Product being returned where Krug has authorized its liability for replacement or repair will be thoroughly inspected on its return, and the results compared to the reason for the return stated on the FPR. Any discrepancies, such as additional damage, signs of usage, missing parts, etc., will result in an adjustment to the amount of credit issued.

## Custom Capabilities

Over 15% of our orders involve some type of custom work, and we invite our customers to make use of our extensive capabilities.

These include:

- 1) Dimensional customization of standard size products
- 2) Custom finishes
- 3) For larger orders, completely custom-designed products, as well as non-standard wood species can be specified.

Custom orders may require additional production lead times. Contact Engineering at the e-mail address [engquotes@krug.ca](mailto:engquotes@krug.ca).

## Care and Maintenance Leather

Leather is a natural product and requires very little care during use. Most stains can be removed with a clean dry cloth. For stubborn spots and stains, use a mild non-detergent cleaner, rinse well and let air dry naturally. Do not use saddle soap, cleaning solvents, furniture polish, oils, varnish, abrasive cleaners, soaps or ammonia waters.

## Fabric Upholstery

Professional upholstery cleaning is recommended.

## Flammability Standards for Krug Textiles - Upholstery Program

- Passes State of California Technical Bulletin CAL 117-2013


# KRUG TEXTILES - UPHOLSTERY FABRICS



## Krug Textiles - Stocked Fabric Program

### Grade 1

#### ARLO



308 MIDNIGHT



306 PETROL



908 CHARCOAL



93 SEAL



601 PEARL



84 NUTMEG



62 OATMEAL



90 LIMESTONE

#### FRANKLIN




47 CAMEL



3009 MIDNIGHT



67 FAWN




97 CINDER



94 METAL



909 BLACK



9004 CHARCOAL




308 PETROL



108 ORCHID

#### COMRADE




309 MIDNIGHT



84 TEAK



63 LINEN



24 ALPINE



905 IRON



601 SNOW



57 MARIGOLD



31 DUCK EGG

#### FELICITY



601 IVORY



305 SKY



603 TAUPE



93 COAL



405 HENNA



64 PUTTY



62 FAWN



36 BLUEBERRY



**Krug Textiles - Stocked Fabric Program**

**Grade 2**

**GRADDY**



25 CAPER




31 SKY




604 FLAX



901 CHAR



93 GRAY



34 SLATE



84 TEAK



98 NICKLE

**YATES**




84 BIRCH




44 CLAY



87 TAUPE



25 JUNIPER




305 INDIGO




109 CRANBERRY



803 TOAST



92 ZINC



91 SILVER



908 CHARCOAL

**MCCOY**



608 TUNDRA



601 CREME



908 CHARCOAL



62 COPPER



108 CORDOVAN



32 ROBIN'S EGG




94 MERCURY



84 BARK

**ORIS**



908 DOMINO




604 BARK



601 CREAM




306 DELFT




902 ZINC



305 MIDNIGHT



64 PUTTY



205 CHARTREUSE



# KRUG TEXTILES - UPHOLSTERY FABRICS




## Krug Textiles - Stocked Fabric Program

### Grade 3


#### MORITZ



205 SPEARMINT



61 OYSTER




306 CADET




104 MULBERRY



31 AEGEAN



9008 CHARCOAL



82 CLAY



304 CAPRI


#### LORENZO



306 INDIGO



24 ALPINE




64 LINEN



91 FLANNEL



32 MIST



601 CREAM



106 HENNA



604 STUCCO


#### BISCOTTI



302 CAPRI



45 SPICE



61 DESERT



91 GRANITE

#### INTRIGUE



601 OYSTER



27 OLIVE



4003 OCHRE



908 CHARCOAL



3009 MIDNIGHT



805 PECAN



608 STUCCO




605 STRAW

## Krug Textiles - Faux Leather Program - Grade 2



## Krug Textiles - Leather Program - Grade 8

Please contact Customer Service for specific information on leathers, available colors and lead times.



## Krug Textiles - Cut fabric NET price per yard

Grade 1	\$22
Grade 2	\$34
Grade 3	\$46

## LATEX FREE

Krug products are made with latex-free materials to prevent the allergic reaction that latex causes in some people.

# CUSTOMER’S OWN MATERIAL - C.O.M.

## Customer’s Own Material (COM/COL)

COM/COL must be received three weeks prior to the acknowledged ship date. Orders with COM/COL not received by the required deadline will be delayed. A description of the upholstery cover, including supplier name, pattern name, upholstery cover name and color number must be included with the purchase order.

COM/COL testing requires 3 business days and samples are to be directed to Customer Service. The customer has the option of providing the sample COM/COL before, at time of order, or once the sample COM/COL is received. If the customer does not send a sample for approval in advance of sending actual material, Krug will not be responsible for the cost of any upholstery cover or other material that it determines to be unsuitable for the product or our process.


When the COM/COL upholstery cover is received at Krug, it must be clearly identified with the upholstery cover name and color, and tagged with name of the Krug customer and purchase order number. Krug will inspect all COM/COL upholstery covers when received to determine if it will be suitable for upholstery. Where Krug feels that the upholstery cover or leather specified will compromise the quality or integrity of our products, customers will be contacted to direct these concerns. Further, Krug reserves the right to refuse to accept and use any COM upholstery covers or leathers that will compromise our products in any way that is unacceptable to Krug. Krug cannot assume responsibility for the durability or tailoring quality of customer’s own material.

Yardage specified in this price guide is approximate. In the case of multiple product orders, multiply the number of items by the COM yardage specified to determine upholstery cover required, unless otherwise indicated. Additional yardage may be needed if the material is less than 54” wide, or patterned or striped and requires matching. All COMs are cut “up the roll” unless otherwise stated by the customer. All striped upholstery covers will be applied vertically unless otherwise stated by the customer and after approval by Krug. Krug will not be responsible for directional or positional problems with its application of COM material, unless it has been provided with explicit instructions by the customer. Special instructions should be sent to Krug Customer Service, including a sample (or photocopy) of the upholstery cover. Krug is not responsible for instructions sent with the upholstery cover rolls, or for the method of upholstery if no instructions have been provided.

Price increases and freight charges to COM/COL acquired on the customer’s behalf will be passed onto the customer.

## Application of Directional Upholstery cover

Some COM upholstery covers will be considered directional by Krug even though they are not considered directional by the supplier. All COMs are automatically cut “up the roll” unless otherwise stated by the customer (please see below).



## COM/COL Shipping Procedures

For seating COM/COL upholstery covers, please send upholstery covers to:

Krug Inc.  
111 Ahrens Street  
Kitchener, Ontario  
Canada N2H 4C2

Attention: RECEIVER

COM/COL orders cannot be scheduled into production until the upholstery cover has arrived and inspection is complete.

All packages must be clearly marked  
“For Customs Clearance by Willson International Custom Brokers”.

According to the North American Free Trade Agreement (NAFTA), goods shipped between the United States and Canada can qualify for exemption from all duties, or for a reduction in duties, if the goods can be proven to originate in either the United States, Canada or Mexico.

Canada Customs requires that a NAFTA Certificate of Origin and a Commercial Invoice be completed and sent with the upholstery cover shipment. The Commercial Invoice must clearly state the description of the upholstery cover, the selling price, the make-up or content, and the purchaser. The absence of these two documents will delay the shipments at the U.S./Canada border, thereby potentially delaying the customer order. If the total value of the shipment is less than \$1200 U.S., Customs will accept a Low Value Statement of Origin in place of the NAFTA Certificate of Origin. The Low Value Statement must be signed by a representative of the exporting company. This statement may either be included on the commercial invoice or attached to the invoice. Krug is happy to answer any questions or concerns about COM/COL shipping procedures and the required documents.

## CAL 133 & Moisture Barrier

California Technical Bulletin 133 is a flammability test for seating. Krug offers a compliance method which, in combination with non-flammable upholstery covers, may enable the products to meet certification requirements for this test. This process at the same time also provides the products with a Moisture Barrier - a treatment that helps to prevent the passage of liquids and moisture to inside of upholstered components - thereby conferring sanitary and anti-infection benefits. So when CAL 133 is specified, the product also automatically has a Moisture Barrier, and when a Moisture Barrier is specified, the product also features the compliance method and low flammability features of CAL 133.

The application of this upcharge and the compliance method does not mean that the specific configuration of product and upholstery cover are tested and officially certified as being CAL 133 compliant. If official certification is required, Krug will provide this (through an independent certified testing laboratory) at a charge of \$962 per item, plus the cost of the product to be tested. Lead time for certification testing is typically 4-8 weeks. Krug assumes no responsibility for the testing of our products in combination with upholstery covers, or for the results of any testing conducted. Some specific configurations of product and upholstery have already been tested. Please contact Customer Service for additional information.

## C.O.L. Yardage

To calculate C.O.L. yardage required, please use the following conversions based on COM yardage: Leather must be ordered in square footage.

- 17 square feet in a yard
- Approx. 3 yards in a hide
- Approx. 51 square feet in a hide
- Please use grade 3 pricing for COL

## Upholstery Cover Yardage Calculation

To calculate yardage required for COM and other non-standard upholstery cover orders, please contact Krug Customer Service at 1.888.578.5784. Unless otherwise stated, upholstery cover rolls are assumed to be a minimum 54” wide. Please use the guide below to calculate the percentage of extra upholstery cover required to cover large repeats. The repeat is calculated by adding both the vertical and horizontal measurements together and then referring to the chart below for extra yardage required.

		2”-14”	15”-19”	20”-27”	28”-36”
FABRIC	Plain	Repeat	Repeat	Repeat	Repeat
54	0%	10%	15%	20%	25%
53-50	16%	20%	25%	30%	35%
48	16%	25%	30%	35%	40%
45	40%	50%	55%	60%	65%
36	50%	60%	65%	70%	75%



# GRADED-IN UPHOLSTERY PROGRAMS

Krug has partnered with several textile brands to grade in their offerings, designed to provide a wide range of upholstery selections for our seating products.

Upholstery pricing and availability is subject to change without notice. We grade this upholstery according to the pricing of the fabric suppliers - when their pricing changes, the Krug grade may change.

When placing an order, a Krug customer must specify the complete upholstery number, along with the appropriate Krug model number and finish. Krug will supply the complete product at the prices listed. Orders specifying graded-in upholstery cannot be cancelled once the upholstery has been ordered.

## Upholstery Grades

To determine the price of a product for graded-in upholstery, use the reference lists located on Krug's website under - Products - Textiles, to view the upholstery grade (1-9). Krug is not responsible for the discontinuation of this upholstery. Please contact Customer Service for information on upholstery not listed.

When two upholstery selections are specified for use on seating, the higher grade upholstery price will apply to the order.

High Performance upholstery; Polyurethane, Vinyl or Crypton, is particularly suitable for healthcare and other intensive-use environments.

## Upholstery Samples

If you require additional samples or memos for presentation, please contact fabric supplier directly.

## Flammability Standards

- Tunnel Test Surface Ratings Class A rating
- Class 1 UFAC
- Passes State of California Technical Bulletin CAL 117-2013

Please contact fabric supplier directly for further flammability information pertaining to specific upholstery.

## Special Conditions

Acknowledgments will give the estimated delivery date of the finished product. Some upholstery is imported, and availability may affect estimated delivery time. For large projects, please contact fabric supplier directly for availability of yardage.

# KRUG EXPRESS PROGRAM

## PROGRAM DETAILS

*KrugExpress* orders are ready to ship by the date acknowledged. Delivery and shipping schedules may result in actual shipping of orders at a later date. Statutory holidays and scheduled factory vacations may add to acknowledged lead times of *KrugExpress* orders. Unless otherwise specified on the order, the customer's standard method of shipping Krug products will be utilized.

Available factory capacity for *KrugExpress* is filled by orders received on a "first come, first serve" basis. If the normal *KrugExpress* lead time is not available for your order because available capacity has been filled, you will be immediately advised of the earliest available ready-to-ship date. Please consult your Customer Service representative in advance if you wish to confirm the specific lead time availability for a *KrugExpress* order.

Orders must be received by midnight of a given day for that day to be considered the official day the order is received. Order lead times are acknowledged from the date the order is received, but not including the date the order is received.

*KrugExpress* orders must be "clean" when received in order to be considered officially received on a given day, and lead times will be acknowledged from the date orders are determined to be "clean".

Changes to *KrugExpress* orders are not allowed under any circumstances.

Orders for product on *KrugExpress* must clearly state: "*KrugExpress*".

COM and graded-in upholstery is available on Krug Express. Orders are scheduled on Krug Express, and given the best available date, when the upholstery is received at Krug. Some conditions apply.

## SEATING & OCCASIONAL TABLES PROGRAM

Orders for seating products on the *KrugExpress* program may be subject to quantity maximums. Please contact Krug Customer Service for more information.

Quantity maximums are dependent upon available capacity, in order to insure that we ship all orders on time. Please note that the CAL 133 option is not available on *KrugExpress*.

Only standard wood finishes are available for *KrugExpress* orders. Laminates are not available on *KrugExpress*.

*Krug Express* includes all Krug seating and occasional tables as well as Krug conference and casegood products to complement this seating offering.

# WOOD FINISHES

## WOOD FINISHES

Standard wood finishes are:

### Finishes on Beech

Appalachian Cherry  
American Cherry  
Imperial Cherry  
Light Cherry  
Medium Cherry  
Natural Cherry  
Sable Cherry  
Standard Cherry  
Light Oak  
Harvest Oak  
Mahogany  
Mellow Oak  
Espresso  
Cordovan Walnut  
Natural Walnut  
Regular Walnut  
SilverGrey on Walnut  
Dark Walnut  
Clear Beech  
Medium Anigre

### Finishes on Maple

Clear Maple  
Honey Maple  
Wheat Maple

## PALETTE

Palette finishes available for applicable products.

Black  
White  
Soft Green  
Steel Blue  
Slate

## WOOD FINISHES TO MATCH STANDARD LAMINATES

Willow on Beech  
Copper on Beech  
Shiraz Cherry on Beech  
Park Avenue Walnut on Beech  
Chocolate on Beech  
Nutmeg on Beech  
Portobello on Beech  
Ash on Beech  
Dune on Maple

## NATURAL CHARACTERISTICS OF WOOD

Wood is a natural product with inherent color variations that will never be fully mitigated by the finishing process. Please anticipate variation in colors within a single unit, from piece to piece, and from Krug wood finish samples. If a very close match is required, a sample must be provided with the order and an upcharge will apply. Exact color matches are not possible.

### Custom Wood Finishes

Add 10% list to your order for special finishes, minimum upcharge is \$630 list per finish per order. (For example, on all orders up to \$6300 list, an upcharge of \$630 will apply, on orders \$6300 and up add 10% list to your order.)

Special finish upcharges on seating products are calculated on a grade 1 value. For orders with special finishes, a sample that is a minimum 3" by 3" must be received with the order. Special finishes may add additional lead time to production schedules. Since wood is a natural product, some variations in grain, color and stain acceptance will occur. In our finishing processes, we try to minimize variations, but some variation between samples and finished goods should be anticipated.

### Dual Finishes

Add 10% list per item if specifying dual finish.

### Standard Wood Finishes

No upcharge will be applied when specifying a finish available as standard on one species onto maple seating and occasional tables. Clear finishes are not available on other species since they are a clear finish on top of the natural veneer color.

## LAMINATES

Krug's in-stock Laminates are available in 17 different laminate selections. Please note that 4 of the colors (Gingerbread, Portobello, Ash and Willow) have textured finishes and may not be appropriate for use in patient areas due to infection control concerns. Minimum order quantities and extended lead times may apply for exotic laminate colors, please check with customer service. Polymer Edge will be selected to match the worksurface. Krug's previous laminate in-stock program will be phased out as in-stock supply depletes. Please contact customer service for availability.

### IN-STOCK LAMINATES

Wood Grain Laminates	High Pressure Laminate Supplier	Textured Wood Grain Laminates	High Pressure Laminate Supplier
Champagne	Tafisa T492CR	Gingerbread	Tafisa T556UR
Hardrock Maple	Formica 86992-58	Portobello	Tafisa T557UR
Dune	Tafisa T491CR	Ash	Tafisa T535AT
Copper	Tafisa T521CR	Willow	Tafisa T543AT
Shiraz Cherry	Tafisa T472CR	<b>Solid Laminates</b>	
Park Avenue Walnut	Wilsonart 7984-38	Designer White	Wilsonart D354-60
Chocolate	Tafisa T498CR	Platinum	Tafisa T202CR
Nutmeg	Tafisa T477CR	Earth	Tafisa T767CR
Nightfall	Pionite WX421	Charcoal	Tafisa T228CR

### PHASE OUT LAMINATES

Almond - Black- Shadows - Edgewood Sycamore - Gunstock Walnut


### Non-Stocked Laminates

For specific lead time and application questions, please contact Krug Customer Service for your requirement. Upcharges will be applicable for non-stocked laminates, depending on their cost. Non-stock laminates may require a minimum order quantity, please contact customer service. Stocked polymer edges only can be specified for use with non-stocked laminates or tops will be self-edged.

## SOLID SURFACE PROGRAM

The Solid Surface option provides an enhanced durability, protection and cleanability. It is available in 8 standard colors and is replaceable if it becomes damaged or degraded. See individual products for list upcharge chart.

### GROUP GRADE A - WHITE




Glacier White




Cameo White

### GROUP GRADE A - COLOR




Bisque

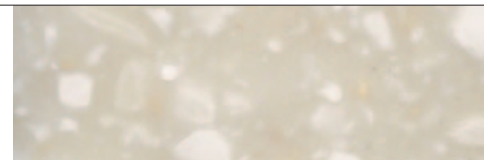


Linen

### GROUP GRADE B




Antarctica

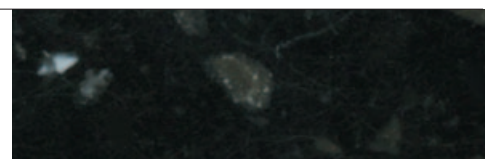


Savannah

### GROUP GRADE C



Dove




Deep Night Sky

**FAERON | FINISHES**

**METAL FINISHES**



Silver Metallic




Brushed Nickel

**URETHANE COLOR OPTIONS**



Taupe



Grey



Black

# GLIDE SELECTION CHART

Product	Floor Saver		Non-Slip Rubber	Metal	Plastic
	Nylon	Felt			
Guest, Patient, Multiple & Multi-Purpose Seating					
Mobi	standard	optional	optional	n/a	optional
Karma	optional	optional	optional	optional	standard
Cressida	standard	n/a	n/a	n/a	n/a
Solis	optional	optional	optional	optional	standard
Faeron Wood	standard	optional	n/a	optional	optional
Faeron Metal	optional	optional	optional	optional	standard
Jordan	standard	optional	optional	optional	optional
Corfu	standard	n/a	n/a	optional	n/a
Easy Access and Stools					
Karma	optional	optional	optional	optional	standard
Solis	optional	optional	optional	optional	standard
Faeron Wood	standard	optional	n/a	optional	optional
Faeron Metal	optional	optional	optional	optional	standard
Jordan	standard	optional	optional	optional	optional
Corfu	standard	n/a	n/a	n/a	n/a
Lounge Seating					
Cressida	standard	n/a	n/a	n/a	n/a
Leyton	optional	n/a	n/a	n/a	standard
Zola	standard	optional	optional	optional	n/a
Zola Privacy	standard	optional	optional	optional	n/a
Faeron Wood	standard	n/a	n/a	optional	optional
Faeron Metal	standard	optional	optional	optional	n/a
Faeron Upholstered - Wood leg	standard	n/a	n/a	optional	optional
Faeron Upholstered - Metal leg	standard	optional	optional	optional	n/a
Jordan	standard	optional	n/a	optional	optional
Carlyle-wood base	standard	optional	n/a	optional	optional
Carlyle-metal base	n/a	n/a	n/a	n/a	standard
Benches					
Tate	optional	n/a	n/a	n/a	standard
Zola	standard	optional	optional	optional	n/a
Jordan	standard	optional	n/a	optional	optional
Carlyle	n/a	n/a	n/a	n/a	standard
Recliners					
Jordan	standard	optional	optional	optional	optional
Jordan Recliner Plus	standard	optional	optional	optional	optional
Jordan Sleep Recliner	standard	optional	optional	optional	optional
Sleepers					
Amelio Sofa Sleeper & Modular Sofa	standard	optional	optional	optional	optional
Amelio Bench Sleeper	optional	optional	optional	optional	standard
Jordan Lounge Sleeper	n/a	n/a	standard	n/a	n/a
Behavioral Health					
Solis	optional	optional	optional	optional	standard
Solis - Sled Base	standard	n/a	n/a	n/a	n/a
Zola	standard	n/a	n/a	n/a	n/a
Karma	n/a	n/a	n/a	n/a	standard

**ORDERING NOTES:** Glides options marked “n/a” are not available for that product due to leg style. Please see product pricing pages for optional glide upcharges.

## GLIDE RECOMMENDATION BY FLOORING TYPE

Glide Material	Carpet	Vinyl/Linoleum	VCT	Rubber	LVT/LVP	Ceramic Tile	Concrete	Hardwood
Nylon - Floor Saver	★★	★	★	★	NR	★	★	NR
Felt - Floor Saver	NR	★	★★	NR	★★	★★	★	★★
Rubber - Non-slip	★★	★★	★	★	NR	★	★★	NR
Metal	★	★	NR	NR	NR	★	★★	NR
Plastic	★★	★	★	★	NR	★	★★	NR

★★ = Best Solution

★ = Acceptable

NR = Not Recommended

**ORDERING NOTES:** The above chart shows our recommendation based on a clean, professionally finished floor without dust or debris between the glides and the flooring.



All products are air emissions certified and are available as FSC® certified

# krug

solutions@krug.ca | www.krug.ca | 1.888.578.KRUG