

**FAERON**  
Price and Specification Guide  
USA

**vizient**™



# FAERON | TABLE OF CONTENTS

## FAERON WOOD | GUEST BACK

- 2 Faeron LEED Credit Summary
- 3 Faeron Features
- 4 Faeron Options
- 5 Faeron Dimensions & COM Requirements
- 6 Faeron Guest Pricing

## FAERON METAL | GUEST BACK

- 8 Faeron LEED Credit Summary
- 9 Faeron Features
- 10 Faeron Options
- 11 Faeron Dimensions & COM Requirements
- 12 Faeron Guest Pricing

## FAERON WOOD | PATIENT BACK

- 14 Faeron LEED Credit Summary
- 15 Faeron Dimensions, COM Requirements & Option Upcharges
- 16 Faeron Patient Pricing

## FAERON METAL | PATIENT BACK

- 18 Faeron LEED Credit Summary
- 19 Faeron Dimensions & COM Requirements
- 20 Faeron Patient Pricing

## FAERON WOOD | MULTIPLE GUEST & PATIENT SEATING

- 22 Faeron Multiple Seating Instructions
- 24 Faeron Dimensions & COM Requirements Pre-Configured Units
- 25 Faeron Multiple Seating Pre-Configured Units Pricing
- 27 Faeron Dimensions & COM Requirements Start, Center & End
- 28 Faeron Multiple Seating Start, Center & End Units Pricing
- 31 Faeron Freespan Dimensions & COM Requirements
- 32 Faeron Freespan Multiple Seating Pricing

## FAERON METAL | MULTIPLE GUEST & PATIENT SEATING

- 36 Faeron Dimensions & COM Requirements Pre-Configured Units
- 37 Faeron Multiple Seating Pre-Configured Units Pricing
- 39 Faeron Dimensions & COM Requirements Start, Center & End
- 40 Faeron Multiple Seating Start, Center & End Units Pricing
- 46 Faeron Freespan Dimensions & COM Requirements
- 47 Faeron Freespan Multiple Seating Pricing

## FAERON WOOD | EASY ACCESS SEATING

- 51 Faeron LEED Credit Summary
- 52 Faeron Dimensions, COM Requirements & Option Upcharges
- 53 Faeron Easy Access Chair Pricing

## FAERON METAL | EASY ACCESS SEATING

- 54 Faeron LEED Credit Summary
- 55 Faeron Dimensions, COM Requirements & Option Upcharges
- 56 Faeron Easy Access Chair Pricing

## FAERON WOOD | LOUNGE

- 57 Faeron LEED Credit Summary
- 58 Faeron Dimensions, COM Requirements & Option Upcharges
- 59 Faeron Lounge Features & Options
- 60 Faeron Lounge Pricing

## FAERON METAL | LOUNGE

- 66 Faeron LEED Credit Summary
- 67 Faeron Dimensions, COM Requirements & Option Upcharges
- 68 Faeron Lounge Features & Options
- 69 Faeron Lounge Pricing

## FAERON UPHOLSTERED | LOUNGE

- 79 Faeron Upholstered Lounge
- 80 Faeron Upholstered High Back Lounge
- 81 Faeron Upholstered Wing Back Lounge

## FAERON WOOD | TABLES

- 82 Faeron LEED Credit Summary
- 84 Faeron Linking Tables
- 85 Faeron Free Standing Tables

## FAERON METAL | TABLES

- 86 Faeron LEED Credit Summary
- 87 Faeron Linking Tables
- 88 Faeron Free Standing Tables

## GENERAL INFORMATION

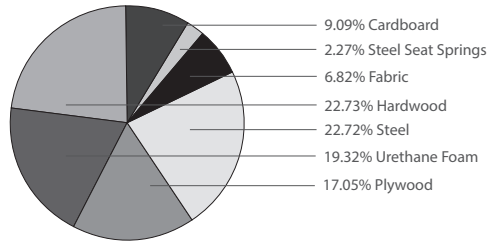
- 89 Terms & Conditions
- 89 Warranty
- 91 KRUG Textiles - Upholstery Fabrics
- 93 KRUG Textiles - Leather & Faux Leather
- 95 Customer's Own Material (COM/COL)
- 95 CAL 133 & Moisture Barrier
- 96 Graded-In Upholstery Programs
- 96 *KRUGEXPRESS* Program
- 97 Wood Finishes
- 97 Standard Laminates
- 98 Metal Finishes
- 98 Urethane Color Options
- 98 Solid Surface Program

# FAERON WOOD | ENVIRONMENTAL SUMMARY

## LEED CI CREDITS



MATERIAL CONTENT:



PRE-CONSUMER  
RECYCLED CONTENT = 6.25%

POST-CONSUMER  
RECYCLED CONTENT = 13.64%

Up to 31.82% of this Faeron product is recyclable at the end of its useful life.

CONTRIBUTES TO		
CREDIT 2.1 - 2.2	Construction Waste Management	1-2 point(s)
CREDIT 3.3	Resource Reuse	1 point
CREDIT 4.1	Recycled Content	1 point
CREDIT 4.5	Low Emitting Materials, Systems & Seating	1 point
CREDIT 5.1	Regional Materials*	1 point
CREDIT 7	Certified Wood (MUST BE REQUESTED)	1 point(s)

\*This credit is only applicable if in total 20% of the combined value of the procurement of construction materials and in the furniture are manufactured within a radius of 500 miles. This credit will apply if the installation of the finished product occurs within 500 miles of Kitchener, Ontario.

## level® CERTIFICATION, AIR-EMISSIONS AND FSC® CERTIFICATION



### level® CERTIFICATION

BIFMA's e3 Furniture Sustainability Standard is a voluntary, multi-attribute standard that measures the degree of sustainability of furniture. This standard evaluates product and company environmental attributes and compliance systems in a wide range of elements which include Materials, Energy & Atmosphere, Human & Ecosystem Health and Social Responsibility. Faeron products have earned level®, BIFMA's sustainability certification program for furniture, certification through third-party verification against the e3 standard.



### AIR-EMISSIONS

All Faeron products are supplied air-emissions certified. Contact customer service for information.



The mark of responsible forestry

### FSC®

In 2005, Krug received Forest Stewardship Council® (FSC®) Chain-of-Custody certification for our manufacturing facilities. The FSC® Chain-of-Custody tracks certified wood from seedling to final sale. It signifies that the growth, harvesting and production of goods are entirely achieved through responsible forestry, which guarantees a healthy supply of forest resources for generations to come.

Contact customer service for further information, pricing and leadtimes.

Architects, designers, and building professionals can specify FSC®-certified products in order to achieve a point from the U.S. Green Building Council's Leadership in Energy and Environmental Design (LEED) Rating System.

## FAERON WOOD | GUEST, PATIENT, MULTIPLE & EASY ACCESS FEATURES



### CLEAN OUT

All Faeron seating models have a built-in clean out feature: a space at the back of the seat that allows dirt, debris and liquid to fall to the floor for easy clean up and maintenance - designed so that it does not detract from the comfort or appearance of the product.



### FLEX BACK

The ergonomically designed back has been designed with a slight flexing action, to enhance the level of long-term sitting comfort, and provide greater ease of egress.




### WALL SAVER

The angle of the back and the rear legs are designed to keep the back away from the wall, to prevent wear and damage to both the chairs and to the walls of the facility.



### STEEL SEAT FRAME

Steel seat frames are joined to other components with hardened steel bolts and inserts, ensuring exceptional durability and strength. In addition they ease re-configurability and on-site replacement of damaged or degraded components.



### SEAT COMFORT

Seats feature a spring suspension across the entire model range for exceptional comfort while high grade foam provides superior support and longevity.



### PLUS UPGRADE

Faeron 30" and 44" models feature Plus Upgrade. Plus Upgraded seating has been engineered to support higher weight capacities, accommodating a wider variety of users.



### GLIDES

Faeron's Beech wood legs feature non-marring glides.

### FINISH DURABILITY

The Krug's finish, a proprietary catalyzed varnish formulation, has been repeatedly shown, through independent laboratory testing, to be the industry leader in durability and abrasion resistance. The Krug finish looks better longer than competitors, and is uniquely suited to the demands of healthcare environments.

### LATEX FREE

Krug products are made with latex-free materials to prevent the allergic reaction that latex causes in some people.

### REPLACEABLE COMPONENTS

Faeron chairs are uniquely designed to allow virtually all major components to be field replaced, providing a very cost effective means to significantly extend the life of the product. Seats, backs, frames are field replaceable. Pricing and model numbers can be viewed online at [www.krug.ca](http://www.krug.ca).

### CUSTOM CAPABILITIES

Modifications in dimension, seat and back shape or thickness, and other modifications are possible with Krug's capability to customize for specific requirements and needs. We can also provide custom finishes.

### WEIGHT CAPACITIES

Faeron weight capacities are as follows:

Guest & Patient Chairs (21" & 24") - 500 lbs

Plus Chairs (30" & 44") - 750 lbs

Easy Access Chairs - 500 lbs

Multiple Seating & Pre-configured - 500 lbs per seat

2-Seat Freespan - 625 lbs per unit

3-Seat Freespan - 750 lbs per unit


[Faeron Wood Images | www.krug.ca](http://www.krug.ca)

## FAERON WOOD | GUEST, PATIENT, MULTIPLE & EASY ACCESS OPTIONS




### ARM PANELS

Panel arms are available in semi and fully closed styles for optimum design flexibility.



### URETHANE ARM CAP

The optional Urethane Arm Cap provides enhanced durability and protection for the arms. This is field replaceable if this becomes damaged or degraded and is available in three colors; Black, Grey and Taupe.



### SOLID SURFACE ARM CAP

The optional Solid Surface Arm Cap provides enhanced durability, protection and cleanability for the arms. This is field replaceable if this becomes damaged or degraded and is available in 8 standard colors.



### SOLID SURFACE ARM FRAME

The optional Solid Surface Arm provides a fully seamless armrest for enhanced durability, protection and cleanability. It is available in 8 standard colors and replaceable as a full side frame if it becomes damaged or degraded.



### COMBINATION UPHOLSTERY OPTIONS

Faeron can be upholstered in combinations of two or more upholstery covers on the same units: seats, backs and closed arm panels can be individually upholstered with a specific cover. When combination upholstery is with upholstery of the same grade or COM, an upcharge for dual fabrics is **\$31 list** per unit and **\$60 list** per unit for three fabrics will be applied. When graded-in combination upholstery is selected, use the highest upholstery selected or contact Customer Service for a quote (please provide the fabrics specified and a description of where each fabric is to be applied on the product in order to obtain a quote)



### KINETIC BACK OPTION

Provides the chair back with a very pleasant and comfortable rocking motion, which can significantly enhance long-term sitting for patients and guests alike. The durable spring-loaded mechanism provides a range of motion of 20 degrees, and can be field-installed or replaced. It's available on any Faeron Guest or Patient chair back with the exception of the Plus styles (30" and 44").



### CLEANABLE UNDER-SEAT SPLASHGUARD

All Faeron seating models are available with a plastic moisture barrier that covers and encloses the underside of the seat (while still allowing air transfer and ventilation in and out of the seat cushion). The Splashguard significantly enhances the germ resistance properties of the product, by enclosing the part of the chair that can be most susceptible to infection-causing pathogens. The Splashguard is a smooth, easy to clean surface, either while on the chair or when removed, and is also field replaceable.

### GANGING

All Faeron freestanding Guest/Patient chairs can be ganged using a ganging bracket. The powder coated metal bracket is fastened to the inside face of each side frame. Ganging Brackets are available for an upcharge of **\$50 list** per chair.

### REMOVABLE COVERS

Faeron chairs (all sizes) are available with removable seat and back covers. Replacement seat and back covers can be quickly installed on Faeron products that were originally ordered with the Removeable cover option. Replacement seat and back covers can also be installed on Faeron products that were not originally ordered with the removable cover option, with some simple staple removal on the original seats and backs

### MOISTURE BARRIER & CAL 133

California Technical Bulletin 133 is a flammability test for seating. Krug offers a compliance method, in combination with non-flammable upholstery covers, may enable products to meet certification requirements for this test. This process at the same time also provides the products with a Moisture Barrier - a treatment that helps to prevent the passage of liquids and moisture to inside of the upholstered components - thereby conferring sanitary and anti-infection benefits. So when CAL 133 is specified, the product also automatically has a Moisture Barrier, and when a Moisture Barrier is specified, the product also features the compliance method and low flammability features of CAL 133.

The application of this up-charge and the compliance method does not mean that the specific configuration of product and upholstery cover are tested and officially certified as being CAL133 compliant. If the official certification is required, Krug will provide this (through an independent certified testing laboratory) at a charge of \$852 per item, plus the cost of the product to be tested. Lead time for certification testing is typically 4-8 weeks. Krug assumes no responsibility for the testing of our products in combination with upholstery covers, or for the results of any testing conducted. Some specific configurations of products and upholstery have already been tested. Please contact Customer Service for additional information. CAL 133 and Moisture Barrier is available for **\$60 list** per yard

### METAL FINISHES

Silver Metallic frames are available with an anti-microbial finish for an upcharge of **\$60 list** per chair (\*per arm pair in Multiple Seating configurations).

FAERON WOOD | GUEST, DIMENSIONS & COM REQUIREMENTS

DIMENSIONS

	Overall Width	Overall Depth	Overall Height	Seat Height	Height of Arms from Floor	Width Between Arms	Seat Depth	Shipping Weight	Cube
21" Seat	25.0	26.3	34.5	19.0	25.0	21	19.5	44	14
24" Seat	28.0	26.3	34.5	19.0	25.0	24	19.5	48	19
30" Seat	34.0	26.3	34.5	19.0	25.0	30	19.5	54	20
44" Seat	48.0	26.3	34.5	19.0	25.0	44	19.5	71	28

COM- YARDAGE REQUIREMENTS

	COM Yardage Seat & Back	COM Yardage Seats Only	COM Yardage Back Only	COM Yardage Closed Arm Panel
21" & 24" - One Chair	1.6	0.9	1.4	0.8
30" - One Chair	2.3	0.9	1.4	0.8
44" - One Chair	2.9	1.5	1.6	0.8

Note: Some vinyls, leathers & upholsteries are not suitable for application on Faeron seating.  
The approval process is as follows:  
1. A sample of the COM must be provided to Krug Customer Service prior to or at the time of order.  
2. The sample will be reviewed and the customer advised if the fabric is unsuitable.  
3. The COM fabric or leather will be inspected when received at the factory, to identify any further concerns with its suitability.

ORDERING NOTES:





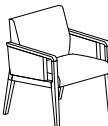

Combination upholstery (more than one upholstery cover within the same unit) is an option on all Faeron upholstered products. When combination upholstery is with upholstery of the same grade or COM, an upcharge for dual fabrics is **\$31 list** per unit and **\$60 list** per unit for three fabrics. When graded in combination upholstery is selected, use the highest grade upholstery selected or contact Customer Service for a quote -please provide the fabrics specified and a description of where each fabric is to be applied on the product in order to obtain a quote.

WEIGHT CAPACITIES

Faeron weight capacities are as follows:  
Guest Chairs (21" & 24") - 500 lbs  
Guest Plus Chairs (30" & 44") - 750 lbs

Faeron Option Upcharges	\$ List		\$ List
CAL 133 & Moisture Barrier (per yard)	60	Solid Surface Arm Cap (per pair) - Gr A White	338
Ganging Bracket	55	Solid Surface Arm Cap (per pair) - Gr A Color	349
Kinetic Back (not available for 30" & 44")	112	Solid Surface Arm Cap (per pair) - Gr B	368
21" & 24" Under-seat Splashguard	55	Solid Surface Arm Cap (per pair) - Gr C	381
30" Under-seat Splashguard	67	Solid Surface Arm (per pair) - Gr A White	531
44" Under-seat Splashguard	84	Solid Surface Arm (per pair) - Gr A Color	555
Removeable Seat Covers	83	Solid Surface Arm (per pair) - Gr B	599
Removable Back Covers	55	Solid Surface Arm (per pair) - Gr C	630
Urethane Arm Cap (per pair)	128	See page 547 for color selection.	

# FAERON WOOD | GUEST

DESCRIPTION/MODEL	Species	COM		COL	FABRIC GRADES			LEATHER		
		1	2		4	5	6	7	8	9
 21" Open Arm FAE2-G21ONC	Beech Palette	1052	1093	1135	1220	1304	1388	1474	1558	1727
 21" Semi Closed Arm FAE2-G21SNC	Beech Palette	1429	1493	1555	1682	1811	1937	2063	2191	2445
 21" Closed Arm FAE2-G21CNC	Beech Palette	1442	1502	1568	1695	1822	1948	2076	2203	2455
 24" Open Arm FAE2-G24ONC	Beech Palette	1126	1168	1211	1296	1381	1466	1549	1634	1804
 24" Semi Closed Arm FAE2-G24SNC	Beech Palette	1503	1569	1632	1759	1886	2013	2141	2267	2521
 24" Closed Arm FAE2-G24CNC	Beech Palette	1517	1580	1644	1771	1897	2026	2152	2280	2532




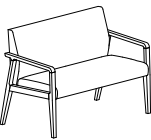


**ORDERING NOTES:** Faeron chairs can be specified with Urethane Arm Caps (UC), Solid Surface Arm Caps (SC) or Solid Surface Arm (SA), replace "NC" in the model number with the **Arm Style** selection below and add the upcharge listed on [page 5](#). See page 98 for color selection.

## PRODUCT CODE KEY

Line	Series	Chair Type	Size	Arm Type	Arm Style
FAE Faeron	2 Chair	G Guest Seating	21	O Open Arm	NC No Cap
			24	S Semi Closed Arm	UC Urethane Cap
			30	C Closed Arm	SC Solid Surface Cap
			44		SA Solid Surface Arm



FAERON WOOD | GUEST

DESCRIPTION/MODEL	Species	COM		COL	FABRIC GRADES				LEATHER	
		1	2		4	5	6	7	8	9
 30" Open Arm FAE2-G30ONC	Beech Palette	1285	1347	1405	1527	1651	1772	1893	2014	2258
 30" Semi Closed Arm FAE2-G30SNC	Beech Palette	1663	1746	1827	1991	2156	2320	2485	2648	2976
 30" Closed Arm FAE2-G30CNC	Beech Palette	1675	1757	1839	2005	2166	2331	2496	2659	2987
 44" Open Arm FAE2-G44ONC	Beech Palette	1579	1655	1732	1886	2038	2192	2347	2500	2807
 44" Semi Closed Arm FAE2-G44SNC	Beech Palette	1958	2055	2154	2349	2545	2741	2936	3131	3524
 44" Closed Arm FAE2-G44CNC	Beech Palette	1968	2066	2164	2360	2556	2751	2948	3142	3537

**ORDERING NOTES:** Faeron chairs can be specified with Urethane Arm Caps (UC), Solid Surface Arm Caps (SC) or Solid Surface Arm (SA), replace “NC” in the model number with the **Arm Style** selection below and add the upcharge listed on **Page 5**. See **Pages 98** for color selection.

PRODUCT CODE KEY					
Line	Series	Chair Type	Size	Arm Type	Arm Style
<div>FAE</div> Faeron	<div>2</div> Chair	<div>G</div> Guest Seating	<div>21</div>	<div>O</div> Open Arm	<div>NC</div> No Cap
			<div>24</div>	<div>S</div> Semi Closed Arm	<div>UC</div> Urethane Cap
			<div>30</div>	<div>C</div> Closed Arm	<div>SC</div> Solid Surface Cap
			<div>44</div>		<div>SA</div> Solid Surface Arm

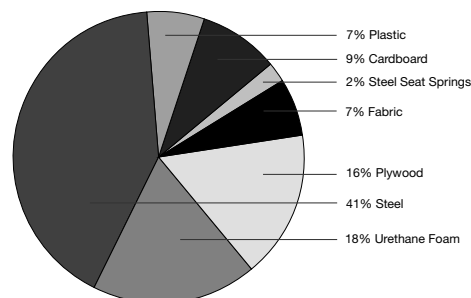


# FAERON METAL | ENVIRONMENTAL SUMMARY

## LEED CI CREDITS



MATERIAL CONTENT:



PRE-CONSUMER  
RECYCLED CONTENT = 10.87 %

POST-CONSUMER  
RECYCLED CONTENT = 17.48%

Up to 50% of this Faeron Metal product is recyclable at the end of its useful life.

### CONTRIBUTES TO

CREDIT 2.1 - 2.2	Construction Waste Management	1-2 point(s)
CREDIT 3.3	Resource Reuse	1 point
CREDIT 4.1	Recycled Content	1 point
CREDIT 4.2	Recycled Content	1 point
CREDIT 4.5	Low Emitting Materials, Systems & Seating	1 point
CREDIT 5.1	Regional Materials*	1 point
CREDIT 7	Certified Wood (MUST BE REQUESTED)	1 point(s)

\*This credit is only applicable if in total 20% of the combined value of the procurement of construction materials and in the furniture are manufactured within a radius of 500 miles. This credit will apply if the installation of the finished product occurs within 500 miles of Kitchener, Ontario.

## level® CERTIFICATION, AIR-EMISSIONS AND FSC® CERTIFICATION



### level® CERTIFICATION

BIFMA's e3 Furniture Sustainability Standard is a voluntary, multi-attribute standard that measures the degree of sustainability of furniture. This standard evaluates product and company environmental attributes and compliance systems in a wide range of elements which include Materials, Energy & Atmosphere, Human & Ecosystem Health and Social Responsibility. Faeron products have earned level®, BIFMA's sustainability certification program for furniture, certification through third-party verification against the e3 standard.



FSC  
www.fsc.org  
FSC® C021699

The mark of responsible forestry

### AIR-EMISSIONS

All Faeron Metal products are supplied air-emissions certified. Contact customer service for information.

### FSC®

In 2005, Krug received Forest Stewardship Council® (FSC®) Chain-of-Custody certification for our manufacturing facilities. The FSC® Chain-of-Custody tracks certified wood from seedling to final sale. It signifies that the growth, harvesting and production of goods are entirely achieved through responsible forestry, which guarantees a healthy supply of forest resources for generations to come. Contact customer service for further information, pricing and leadtimes.



Architects, designers, and building professionals can specify FSC®-certified products in order to achieve a point from the US. Green Building Council's Leadership in Energy and Environmental Design (LEED) Rating System.

# FAERON METAL | GUEST, PATIENT, MULTIPLE & EASY ACCESS FEATURES



## CLEAN OUT

All Faeron Metal seating models have a built-in clean out feature: a space at the back of the seat that allows dirt, debris and liquid to fall to the floor for easy clean up and maintenance - designed so that it does not detract from the comfort or appearance of the product.



## FLEX BACK

The ergonomically designed back has been designed with a slight flexing action, to enhance the level of long-term sitting comfort, and provide greater ease of egress.



## WALL SAVER

The angle of the back and the rear legs are designed to keep the back away from the wall, to prevent wear and damage to both the chairs and to the walls of the facility.




## STEEL SEAT FRAME

Steel seat frames are joined to other components with hardened steel bolts and inserts, ensuring exceptional durability and strength. The seats feature a spring system that substantially enhances comfort and extends product life cycle. Seats are removable, and field replaceable.



## SEAT COMFORT

Seats feature a spring suspension for exceptional comfort while high grade foam provides superior support and longevity.



## POLYMER ARM

Faeron arms are durable, comfortable, and long lasting. They are made with injected polymer that is a solid color throughout the arm and are available in three color options: Black, Grey and Taupe.

## METAL FINISHES

Faeron Metal chairs are available in two metal finishes; Silver Metallic and Brushed Nickel.

## FINISH DURABILITY

The Krug's finish, a proprietary catalyzed varnish formulation, has been repeatedly shown, through independent laboratory testing, to be the industry leader in durability and abrasion resistance. The Krug finish looks better longer and is especially suited to the demands of healthcare environments.

## LATEX FREE

Krug products are made with latex-free materials to prevent the allergic reaction that latex causes in some people.

## REPLACEABLE COMPONENTS

Faeron Metal chairs are uniquely designed to allow virtually all major components to be field replaced, providing a very cost effective means to significantly extend the life of the product. Seats, backs, frames are field replaceable. Pricing and model numbers can be viewed online at [www.krug.ca](http://www.krug.ca).

## CUSTOM CAPABILITIES

Modifications in dimension, seat and back shape or thickness, and other modifications are possible with Krug's capability to customize for specific requirements and needs. We can also provide custom finishes.

## WEIGHT CAPACITIES

Faeron Metal weight capacities are as follows:

Guest & Patient Chairs (21" & 24") - 500 lbs

Plus Chairs (30" & 44") - 750 lbs

Easy Access Chairs - 500 lbs

Multiple Seating & Pre-configured - 500 lbs per seat

2-Seat Freespan - 625 lbs per unit

3-Seat Freespan - 750 lbs per unit

## PLUS UPGRADE

Faeron 30" and 44" models feature Plus Upgrade. Plus Upgraded seating has been engineered to support higher weight capacities, accommodating a wider variety of users.

[Faeron Metal Images | www.krug.ca](http://www.krug.ca)

## FAERON METAL | GUEST, PATIENT, MULTIPLE & EASY ACCESS OPTIONS



### ARM PANEL

Upholstered arm panels are available in both semi- and fully-closed styles, and are field replaceable if damaged.



### SOLID SURFACE ARM

The optional Solid Surface Arm provides a fully seamless armrest for enhanced durability, protection and cleanability. It is available in 8 standard Corian colors, and custom colors (at an upcharge). Arms are replaceable as a full side frame if they become damaged or degraded.



### WOOD ARM

Wood arms are solid Beech and available in standard and custom finishes. Krug's wood finish is a proprietary high-durability formulation that has been shown to be an industry leader in abrasion resistance. Arms can be replaced if they do become damaged or degraded.



### COMBINATION UPHOLSTERY OPTIONS

Faeron Metal can be upholstered in combinations of two or more upholstery covers on the same units: seats, backs and closed arm panels can be individually upholstered with a specific cover. When combination upholstery is with upholstery of the same grade or COM, an upcharge for dual fabrics is **\$31 list** per unit and **\$60 list** per unit for three fabrics will be applied. When graded-in combination upholstery is selected, use the highest upholstery selected or contact Customer Service for a quote (please provide the fabrics specified and a description of where each fabric is to be applied on the product in order to obtain a quote)



### KINETIC BACK OPTION

The optional Kinetic Back provides the chair back with a very pleasant and comfortable rocking motion, which can significantly enhance long-term sitting for patients and guests alike. The durable spring-loaded mechanism provides a range of motion of 20 degrees, and can be field-installed or replaced. It's available on any Faeron Guest or Patient chair back with the exception of the Plus styles (30" and 44").



### CLEANABLE UNDER-SEAT SPLASHGUARD

All Faeron Metal seating models are available with a plastic moisture barrier that covers and encloses the underside of the seat (while still allowing air transfer and ventilation in and out of the seat cushion). The Splashguard significantly enhances the anti-microbial and germ resistance properties of the product, by enclosing the part of the chair that can be most susceptible to infection-causing pathogens. The Splashguard is a smooth, easy to clean surface, either while on the chair or when removed, and is also field replaceable.



### REMOVABLE COVERS

Faeron Metal chairs (all sizes) are available with removable seat and back covers. Replacement seat and back covers can be quickly installed on Faeron products that were originally ordered with the Removeable cover option. Replacement seat and back covers can also be installed on Faeron products that were not originally ordered with the removeable cover option, with some simple staple removal on the original seats and backs.

### MOISTURE BARRIER & CAL 133

California Technical Bulletin 133 is a flammability test for seating. Krug offers a compliance method, in combination with non-flammable upholstery covers, may enable products to meet certification requirements for this test. This process at the same time also provides the products with a Moisture Barrier - a treatment that helps to prevent the passage of liquids and moisture to inside of the upholstered components - thereby conferring sanitary and anti-infection benefits. So when CAL 133 is specified, the product also automatically has a Moisture Barrier, and when a Moisture Barrier is specified, the product also features the compliance method and low flammability features of CAL 133.

The application of this up-charge and the compliance method does not mean that the specific configuration of product and upholstery cover are tested and officially certified as being CAL133 compliant. If the official certification is required, Krug will provide this (through an independent certified testing laboratory) at a charge of \$852 per item, plus the cost of the product to be tested. Lead time for certification testing is typically 4-8 weeks. Krug assumes no responsibility for the testing of our products in combination with upholstery covers, or for the results of any testing conducted. Some specific configurations of products and upholstery have already been tested. Please contact Customer Service for additional information. CAL 133 and Moisture Barrier is available for **\$60 list** per yard.

### GANGING

All Faeron Metal freestanding Guest/Patient chairs can be ganged using a ganging bracket. The powder coated metal bracket is fastened to the inside face of each side frame. Ganging Brackets are available for an upcharge of **\$55 list** per chair.

# FAERON METAL | GUEST

## DIMENSIONS

	Overall Width	Overall Depth	Overall Height	Seat Height	Height of Arms from Floor	Width Between Arms	Seat Depth	Shipping Weight	Cube
21" Seat	25.0	26.3	34.5	19.0	25.0	21	19.5	56	14
24" Seat	28.0	26.3	34.5	19.0	25.0	24	19.5	60	19
30" Seat	34.0	26.3	34.5	19.0	25.0	30	19.5	66	20
44" Seat	48.0	26.3	34.5	19.0	25.0	44	19.5	83	28

## COM- YARDAGE REQUIREMENTS

	COM Yardage Seat & Back	COM Yardage Seats Only	COM Yardage Back Only	COM Yardage Closed Arm Panel
21" & 24" - One Chair	1.6	0.9	1.4	0.96
30" - One Chair	2.3	0.9	1.4	0.96
44" - One Chair	2.9	1.5	1.6	0.96

## ORDERING NOTES:

The approval process is as follows:

1. A sample of the COM must be provided to Krug Customer Service prior to or at the time of order.
  2. The sample will be reviewed and the customer advised if the fabric is unsuitable.
  3. The COM fabric or leather will be inspected when received at the factory, to identify any further concerns with its suitability.
- Note: Some vinyls, leathers & upholsteries are not suitable for application on Faeron Metal seating.

**A drawing showing the configuration of the multiple seating and tables is required with each purchase order.**

**Combination upholstery** (more than one upholstery cover within the same unit) is an option on all Faeron Metal upholstered products. When combination upholstery is with upholstery of the same grade or COM, an upcharge for dual fabrics is **\$31 list** per unit and **\$60 list** per unit for three fabrics. When graded in combination upholstery is selected, use the highest grade upholstery selected or contact Customer Service for a quote -please provide the fabrics specified and a description of where each fabric is to be applied on the product in order to obtain a quote.

Faeron Option Upcharges	\$ List		\$ List
CAL 133 & Moisture Barrier (per yard)	60	Solid Surface Arm (per pair) - Gr A White	531
Ganging Bracket	55	Solid Surface Arm (per pair) - Gr A Color	555
Kinetic Back (not available for Plus)	112	Solid Surface Arm (per pair) - Gr B	599
21" & 24" Under-seat Splashguard	55	Solid Surface Arm (per pair) - Gr C	630
30" Under-seat Splashguard	67	Beech/Palette Wood Arm (per pair)	200
44" Under-seat Splashguard	84	See <b>Page 547</b> for color selection.	
Removeable Seat Covers	83		
Removable Back Covers	55		
Non-Marring Glide	16		

## WEIGHT CAPACITIES

Faeron Metal weight capacities are as follows:






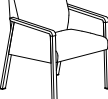
Guest Chairs (21" & 24") - 500 lbs

Plus Chairs (30" & 44") - 750 lbs

## FEATURES:

For a complete list of features see **Page 9**.

# FAERON METAL | GUEST

DESCRIPTION/MODEL	COM		COL	FABRIC GRADES			LEATHER		
	1	2		4	5	6	7	8	9
	21" Open Polymer Arm, Silver Metallic Frame FAE2M-G21OPAS		941 983	1019	1102	1181	1263	1344	1425 1585
	21" Open Polymer Arm, Brushed Nickel Frame FAE2M-G21OPAN		1121 1162	1202	1281	1361	1443	1524	1605 1765
	21" Semi Closed Polymer Arm, Silver Metallic Frame FAE2M-G21SPAS		1302 1361	1422	1543	1664	1785	1907	2027 2270
	21" Semi Closed Polymer Arm, Brushed Nickel Frame FAE2M-G21SPAN		1481 1541	1603	1723	1844	1965	2086	2207 2450
	21" Closed Polymer Arm, Silver Metallic Frame FAE2M-G21CPAS		1312 1373	1432	1553	1675	1796	1917	2037 2281
	21" Closed Polymer Arm, Brushed Nickel Frame FAE2M-G21CPAN		1493 1551	1613	1735	1855	1977	2099	2218 2461
	24" Open Polymer Arm, Silver Metallic Frame FAE2M-G24OPAS		1013 1054	1094	1175	1257	1335	1417	1497 1659
	24" Open Polymer Arm, Brushed Nickel Frame FAE2M-G24OPAN		1192 1234	1274	1355	1434	1516	1595	1676 1838
	24" Semi Closed Polymer Arm, Silver Metallic Frame FAE2M-G24SPAS		1374 1433	1495	1617	1737	1858	1980	2101 2341
	24" Semi Closed Polymer Arm, Brushed Nickel Frame FAE2M-G24SPAN		1552 1614	1674	1796	1916	2036	2159	2280 2521
	24" Closed Polymer Arm, Silver Metallic Frame FAE2M-G24CPAS		1385 1445	1505	1627	1748	1869	1990	2110 2352
	24" Closed Polymer Arm, Brushed Nickel Frame FAE2M-G24CPAN		1565 1625	1685	1806	1928	2049	2170	2289 2532

## ORDERING NOTES:

Faeron Metal chairs can also be specified with a Wood Arm (WA) or a Solid Surface Arm (SA), replace "PA" in the model number with the **Arm Style** selection below and add the upcharge listed. See **Page 98** for color selection.

## Arm Style Option Upcharges




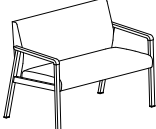
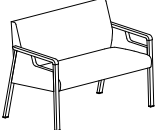
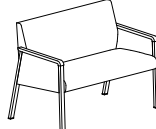
## \$ List

Solid Surface Arm (per pair) - Gr A White	531
Solid Surface Arm (per pair) - Gr A Color	555
Solid Surface Arm (per pair) - Gr B	599
Solid Surface Arm (per pair) - Gr C	630
Beech/Palette Wood Arm (per pair)	200

## PRODUCT CODE KEY

Line	Series	Chair Type	Size	Arm Type	Arm Style	Metal Finish
FAE	2M	G	21	O	PA	S
Faeron	Chair	Guest Seating		Open Arm	Polymer Arm	Silver Metallic
			24	S	WA	N
				Semi Closed Arm	Wood Arm	Brushed Nickel
			30	C	SA	
				Closed Arm	Solid Surface Arm	
			44			

FAERON METAL | GUEST

DESCRIPTION/MODEL	COM		COL	FABRIC GRADES			LEATHER		
	1	2		4	5	6	7	8	9
	30" Open Polymer Arm, Silver Metallic Frame FAE2M-G30OPAS		1165 1222	1279	1397	1513	1629	1744	1859 2092
	30" Open Polymer Arm, Brushed Nickel Frame FAE2M-G30OPAN		1344 1401	1458	1575	1692	1807	1923	2038 2272
	30" Semi Closed Polymer Arm, Silver Metallic Frame FAE2M-G30SPAS		1525 1604	1680	1838	1992	2150	2306	2463 2774
	30" Semi Closed Polymer Arm, Brushed Nickel Frame FAE2M-G30SPAN		1705 1783	1860	2017	2173	2330	2485	2642 2956
	30" Closed Polymer Arm, Silver Metallic Frame FAE2M-G30CPAS		1537 1614	1692	1847	2005	2161	2317	2473 2786
	30" Closed Polymer Arm, Brushed Nickel Frame FAE2M-G30CPAN		1716 1793	1871	2028	2185	2341	2496	2653 2965
	44" Open Polymer Arm, Silver Metallic Frame FAE2M-G44OPAS		1444 1517	1590	1736	1883	2028	2174	2322 2613
	44" Open Polymer Arm, Brushed Nickel Frame FAE2M-G44OPAN		1623 1696	1770	1915	2062	2209	2353	2501 2792
	44" Semi Closed Polymer Arm, Silver Metallic Frame FAE2M-G44SPAS		1804 1897	1990	2176	2363	2549	2736	2921 3297
	44" Semi Closed Polymer Arm, Brushed Nickel Frame FAE2M-G44SPAN		1984 2078	2171	2356	2544	2730	2916	3102 3476
	44" Closed Polymer Arm, Silver Metallic Frame FAE2M-G44CPAS		1815 1909	2003	2188	2375	2561	2746	2933 3307
	44" Closed Polymer Arm, Brushed Nickel Frame FAE2M-G44CPAN		1994 2089	2183	2369	2555	2741	2928	3114 3488

<b>ORDERING NOTES:</b> Faeron Metal chairs can also be specified with a Wood Arm (WA) or a Solid Surface Arm (SA), replace "PA" in the model number with the <b>Arm Style</b> selection below and add the upcharge listed. See <a href="#">page 98</a> for color selection.	<b>Arm Style Option Upcharges</b>		<b>\$ List</b>
	Solid Surface Arm (per pair) - Gr A White		531
	Solid Surface Arm (per pair) - Gr A Color		555
	Solid Surface Arm (per pair) - Gr B		599
	Solid Surface Arm (per pair) - Gr C		630
	Beech/Palette Wood Arm (per pair)		200

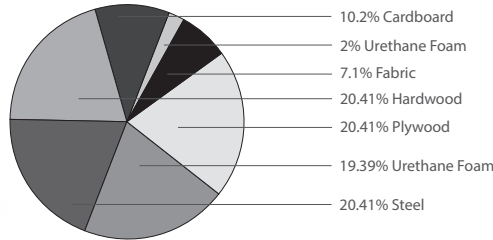
Line	Series	Chair Type	Size	Arm Type	Arm Style	Metal Finish
<div>FAE</div> Faeron	<div>2M</div> Chair	<div>G</div> Guest Seating	<div>21</div>	<div>O</div> Open Arm	<div>PA</div> Polymer Arm	<div>S</div> Silver Metallic
			<div>24</div>	<div>S</div> Semi Closed Arm	<div>WA</div> Wood Arm	<div>N</div> Brushed Nickel
			<div>30</div>	<div>C</div> Closed Arm	<div>SA</div> Solid Surface Arm	
			<div>44</div>			

# FAERON WOOD | ENVIRONMENTAL SUMMARY

## LEED CI CREDITS



MATERIAL CONTENT:



PRE-CONSUMER  
RECYCLED CONTENT = 5.61%

POST-CONSUMER  
RECYCLED CONTENT = 14.18%

Up to 33.61% of this Faeron product is recyclable at the end of its useful life.

CONTRIBUTES TO		
CREDIT 2.1 - 2.2	Construction Waste Management	1-2 point(s)
CREDIT 3.3	Resource Reuse	1 point
CREDIT 4.1	Recycled Content	1 point
CREDIT 4.5	Low Emitting Materials, Systems & Seating	1 point
CREDIT 5.1	Regional Materials*	1 point
CREDIT 7	Certified Wood (MUST BE REQUESTED)	1 point(s)

\*This credit is only applicable if in total 20% of the combined value of the procurement of construction materials and in the furniture are manufactured within a radius of 500 miles. This credit will apply if the installation of the finished product occurs within 500 miles of Kitchener, Ontario.

## level® CERTIFICATION, AIR-EMISSIONS AND FSC® CERTIFICATION



### level® CERTIFICATION

BIFMA's e3 Furniture Sustainability Standard is a voluntary, multi-attribute standard that measures the degree of sustainability of furniture. This standard evaluates product and company environmental attributes and compliance systems in a wide range of elements which include Materials, Energy & Atmosphere, Human & Ecosystem Health and Social Responsibility. Faeron products have earned level®, BIFMA's sustainability certification program for furniture, certification through third-party verification against the e3 standard.



The mark of responsible forestry

### AIR-EMISSIONS

All Faeron products are supplied air-emissions certified. Contact customer service for information.

### FSC®

In 2005, Krug received Forest Stewardship Council® (FSC®) Chain-of-Custody certification for our manufacturing facilities. The FSC® Chain-of-Custody tracks certified wood from seedling to final sale. It signifies that the growth, harvesting and production of goods are entirely achieved through responsible forestry, which guarantees a healthy supply of forest resources for generations to come. Contact customer service for further information, pricing and leadtimes.



Architects, designers, and building professionals can specify FSC®-certified products in order to achieve a point from the U.S. Green Building Council's Leadership in Energy and Environmental Design (LEED) Rating System.



# FAERON WOOD | PATIENT

## DIMENSIONS & COM REQUIREMENTS

	Overall Width	Overall Depth	Overall Height	Seat Height	Height of Arms from Floor	Width Between Arms	Seat Depth	Shipping Weight	Cubes
21" Seat	25.0	26.3	45.0	19.0	25	21	19.5	49	17
24" Seat	28.0	26.3	45.0	19.0	25	24	19.5	53	22
30" Seat	34.0	26.3	45.0	19.0	25	30	19.5	64	28

## COM - YARDAGE REQUIREMENTS

	COM Yardage Seats & Backs Only	COM Yardage Seat Only	COM Yardage Back Only	COM Yardage Closed Arm Panel
21" & 24" - One Chair	2.0	0.9	2.0	0.8
30" Plus - One Chair	3.0	0.9	2.0	0.8

Note: Some vinyls, leathers & upholsteries are not suitable for application on Faeron seating.

The approval process is as follows:

1. A sample of the COM must be provided to Krug Customer Service prior to or at the time of order.
2. The sample will be reviewed and the customer advised if the fabric is unsuitable.
3. The COM fabric or leather will be inspected when received at the factory, to identify any further concerns with its suitability.

Faeron Guest Option Upcharges	\$ List		\$ List
CAL 133 & Moisture Barrier (per yard)	60	Solid Surface Arm Cap (per pair) - Gr A White	338
Ganging Bracket	55	Solid Surface Arm Cap (per pair) - Gr A Color	349
Kinetic Back (not available for Plus)	112	Solid Surface Arm Cap (per pair) - Gr B	368
21" & 24" Under-seat Splashguard	55	Solid Surface Arm Cap (per pair) - Gr C	381
30" Under-seat Splashguard	67	Solid Surface Arm (per pair) - Gr A White	531
Removeable Seat Covers	84	Solid Surface Arm (per pair) - Gr A Color	555
Removable Back Covers	55	Solid Surface Arm (per pair) - Gr B	599
Urethane Arm Cap (per pair)	128	Solid Surface Arm (per pair) - Gr C	630

See [page 98](#) for color selection.

### ORDERING NOTES:

**Combination upholstery** (more than one upholstery cover within the same unit) is an option on all Faeron upholstered products. When combination upholstery is with upholstery of the same grade or COM, an upcharge for dual fabrics is **\$31 list** per unit and **\$60 list** per unit for three fabrics. When graded in combination upholstery is selected, use the highest grade upholstery selected or contact Customer Service for a quote -please provide the fabrics specified and a description of where each fabric is to be applied on the product in order to obtain a quote.

### WEIGHT CAPACITIES

Faeron weight capacities are as follows:







Patient Chairs (21" & 24") - 500 lbs

Plus Chair (30") - 750 lbs

### FEATURES:

For a complete list of features see [Page 9](#).

# FAERON WOOD | PATIENT


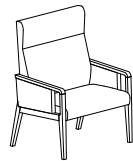

DESCRIPTION/MODEL		Species	COM 1	2	COL 3	4	FABRIC GRADES 5		6	7	LEATHER 8		9
	21" Open Arm FAE2-P21ONC	Beech Palette	1102	1155	1209	1314	1420	1525	1631	1737	1948		
	21" Semi Closed Arm FAE2-P21SNC	Beech Palette	1480	1553	1629	1776	1927	2075	2221	2371	2666		
	21" Closed Arm FAE2-P21CNC	Beech Palette	1493	1567	1640	1789	1937	2085	2234	2382	2677		
	24" Open Arm FAE2-P24ONC	Beech Palette	1166	1220	1272	1377	1482	1590	1696	1801	2012		
	24" Semi Closed Arm FAE2-P24SNC	Beech Palette	1544	1619	1693	1841	1989	2138	2286	2434	2730		
	24" Closed Arm FAE2-P24CNC	Beech Palette	1555	1630	1704	1853	2003	2149	2298	2447	2742		

**ORDERING NOTES:** Faeron chairs can be specified with Urethane Arm Caps (UC), Solid Surface Arm Caps (SC) or Solid Surface Arm (SA), replace "NC" in the model number with the **Arm Style** selection below and add the upcharge listed on [Page 15](#). See [page 98](#) for color selection.

## PRODUCT CODE KEY

Line	Series	Chair Type	Size	Arm Type	Arm Style
<div>FAE</div> <div>Faeron</div>	<div>2</div> <div>Chair</div>	<div>P</div> <div>Patient Seating</div>	<div>21</div>	<div>O</div> <div>Open Arm</div>	<div>NC</div> <div>No Cap</div>
			<div>24</div>	<div>S</div> <div>Semi Closed Arm</div>	<div>UC</div> <div>Urethane Cap</div>
			<div>30</div>	<div>C</div> <div>Closed Arm</div>	<div>SC</div> <div>Solid Surface Cap</div>
					<div>SA</div> <div>Solid Surface Arm</div>

FAERON WOOD | PATIENT

DESCRIPTION/MODEL	Species	COM		COL	FABRIC GRADES				LEATHER	
		1	2		4	5	6	7	8	9
 30" Open Arm FAE2-P30ONC	Beech Palette	1348	1427	1505	1665	1825	1983	2142	2300	2617
 30" Semi Closed Arm FAE2-P30SNC	Beech Palette	1726	1827	1929	2129	2330	2530	2732	2933	3334
 30" Closed Arm FAE2-P30CNC	Beech Palette	1737	1839	1939	2141	2341	2543	2744	2945	3347

**ORDERING NOTES:** Faeron chairs can be specified with Urethane Arm Caps (UC), Solid Surface Arm Caps (SC) or Solid Surface Arm (SA), replace “NC” in the model number with the **Arm Style** selection below and add the upcharge listed on **Page 15**. See **page 98** for color selection.

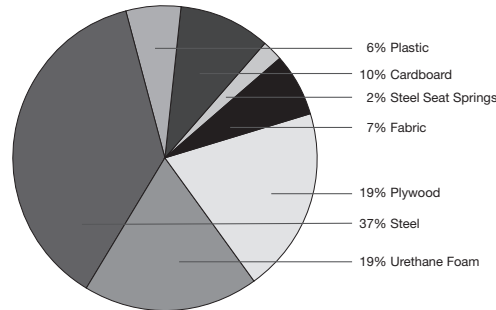
PRODUCT CODE KEY					
Line	Series	Chair Type	Size	Arm Type	Arm Style
<div>FAE</div> Faeron	<div>2</div> Chair	<div>P</div> Patient Seating	<div>21</div>	<div>O</div> Open Arm	<div>NC</div> No Cap
			<div>24</div>	<div>S</div> Semi Closed Arm	<div>UC</div> Urethane Cap
			<div>30</div>	<div>C</div> Closed Arm	<div>SC</div> Solid Surface Cap
					<div>SA</div> Solid Surface Arm

# FAERON METAL | ENVIRONMENTAL SUMMARY

## LEED CI CREDITS



MATERIAL CONTENT:



PRE-CONSUMER  
RECYCLED CONTENT = 9.80%

POST-CONSUMER  
RECYCLED CONTENT = 17.63%

Up to 47.06% of this Faeron Metal product is recyclable at the end of its useful life.

### CONTRIBUTES TO

CREDIT 2.1 - 2.2	Construction Waste Management	1-2 point(s)
CREDIT 3.3	Resource Reuse	1 point
CREDIT 4.1	Recycled Content	1 point
CREDIT 4.2	Recycled Content	1 point
CREDIT 4.5	Low Emitting Materials, Systems & Seating	1 point
CREDIT 5.1	Regional Materials*	1 point
CREDIT 7	Certified Wood (MUST BE REQUESTED)	1 point(s)

\*This credit is only applicable if in total 20% of the combined value of the procurement of construction materials and in the furniture are manufactured within a radius of 500 miles. This credit will apply if the installation of the finished product occurs within 500 miles of Kitchener, Ontario.

## level® CERTIFICATION, AIR-EMISSIONS AND FSC® CERTIFICATION



### level® CERTIFICATION

BIFMA's e3 Furniture Sustainability Standard is a voluntary, multi-attribute standard that measures the degree of sustainability of furniture. This standard evaluates product and company environmental attributes and compliance systems in a wide range of elements which include Materials, Energy & Atmosphere, Human & Ecosystem Health and Social Responsibility. Faeron Metal products have earned level®, BIFMA's sustainability certification program for furniture, certification through third-party verification against the e3 standard.



The mark of responsible forestry

### AIR-EMISSIONS

All Faeron Metal products are supplied air-emissions certified. Contact customer service for information.

### FSC®

In 2005, Krug received Forest Stewardship Council® (FSC®) Chain-of-Custody certification for our manufacturing facilities. The FSC® Chain-of-Custody tracks certified wood from seedling to final sale. It signifies that the growth, harvesting and production of goods are entirely achieved through responsible forestry, which guarantees a healthy supply of forest resources for generations to come. Contact customer service for further information, pricing and leadtimes.



Architects, designers, and building professionals can specify FSC®-certified products in order to achieve a point from the U.S. Green Building Council's Leadership in Energy and Environmental Design (LEED) Rating System.

# FAERON METAL | PATIENT

## DIMENSIONS & COM REQUIREMENTS

	Overall Width	Overall Depth	Overall Height	Seat Height	Height of Arms from Floor	Width Between Arms	Seat Depth	Shipping Weight	Cubes
21" Seat	25.0	26.3	45.0	19.0	25	21	19.5	61	17
24" Seat	28.0	26.3	45.0	19.0	25	24	19.5	65	22
30" Seat	34.0	26.3	45.0	19.0	25	30	19.5	76	28

## COM - YARDAGE REQUIREMENTS

	COM Yardage Seats & Backs Only	COM Yardage Seat Only	COM Yardage Back Only	COM Yardage Closed Arm Panel
21" & 24" - One Chair	2.0	0.9	2.0	0.96
30" Plus - One Chair	3.0	0.9	2.0	0.96

### ORDERING NOTES:

The approval process is as follows:

1. A sample of the COM must be provided to Krug Customer Service prior to or at the time of order.
  2. The sample will be reviewed and the customer advised if the fabric is unsuitable.
  3. The COM fabric or leather will be inspected when received at the factory, to identify any further concerns with its suitability.
- Note: Some vinyls, leathers & upholsteries are not suitable for application on Faeron Metal seating.

**A drawing showing the configuration of the multiple seating and tables is required with each purchase order.**

**Combination upholstery** (more than one upholstery cover within the same unit) is an option on all Faeron Metal upholstered products. When combination upholstery is with upholstery of the same grade or COM, an upcharge for dual fabrics is **\$31 list** per unit and **\$60 list** per unit for three fabrics. When graded in combination upholstery is selected, use the highest grade upholstery selected or contact Customer Service for a quote -please provide the fabrics specified and a description of where each fabric is to be applied on the product in order to obtain a quote.

Faeron Metal Option Upcharges	\$ List		\$ List
CAL 133 & Moisture Barrier (per yard)	60	Solid Surface Arm (per pair) - Gr A White	531
Ganging Bracket	55	Solid Surface Arm (per pair) - Gr A Color	555
Kinetic Back (not available for Plus)	112	Solid Surface Arm (per pair) - Gr B	599
21" & 24" Under-seat Splashguard	55	Solid Surface Arm (per pair) - Gr C	630
30" Under-seat Splashguard	67	Beech/Palette Wood Arm (per pair)	200
Removeable Seat Covers	83	See <b>Page 96</b> for color selection.	
Removable Back Covers	55		
Non-Marring Glide	16		

### WEIGHT CAPACITIES








Faeron Metal weight capacities are as follows:

Patient Chairs (21" & 24") - 500 lbs  
Patient Plus Chair (30") - 750 lbs

### FEATURES:

For a complete list of features see **page 9**.

# FAERON METAL | PATIENT

DESCRIPTION/MODEL	COM		COL	FABRIC GRADES			LEATHER		
	1	2		4	5	6	7	8	9
	21" Open Polymer Arm, Silver Metallic Frame FAE2M-P21OPAS								
	990	1040	1092	1191	1293	1395	1495	1595	1797
	21" Open Polymer Arm, Brushed Nickel Frame FAE2M-P21OPAN								
	1169	1221	1271	1372	1473	1574	1674	1774	1978
	21" Semi Closed Polymer Arm, Silver Metallic Frame FAE2M-P21SPAS								
	1351	1420	1493	1634	1773	1915	2056	2198	2479
	21" Semi Closed Polymer Arm, Brushed Nickel Frame FAE2M-P21SPAN								
	1529	1599	1673	1814	1954	2095	2237	2377	2659
	21" Closed Polymer Arm, Silver Metallic Frame FAE2M-P21CPAS								
	1361	1431	1502	1644	1785	1927	2067	2209	2492
	21" Closed Polymer Arm, Brushed Nickel Frame FAE2M-P21CPAN								
	1541	1612	1684	1825	1965	2106	2247	2386	2671
	24" Open Polymer Arm, Silver Metallic Frame FAE2M-P24OPAS								
	1051	1101	1151	1252	1354	1453	1553	1655	1858
	24" Open Polymer Arm, Brushed Nickel Frame FAE2M-P24OPAN								
	1231	1280	1331	1431	1533	1634	1735	1837	2036
	24" Semi Closed Polymer Arm, Silver Metallic Frame FAE2M-P24SPAS								
	1410	1482	1551	1695	1837	1977	2117	2258	2541
	24" Semi Closed Polymer Arm, Brushed Nickel Frame FAE2M-P24SPAN								
	1591	1662	1732	1873	2014	2155	2298	2439	2721
	24" Closed Polymer Arm, Silver Metallic Frame FAE2M-P24CPAS								
	1422	1494	1564	1705	1846	1986	2128	2270	2550
	24" Closed Polymer Arm, Brushed Nickel Frame FAE2M-P24CPAN								
	1603	1673	1744	1885	2026	2165	2308	2450	2731

## ORDERING NOTES:

Faeron Metal chairs can also be specified with a Wood Arm (WA) or a Solid Surface Arm (SA), replace "PA" in the model number with the **Arm Style** selection below and add the upcharge listed. See [page 98](#) for color selection.

## Arm Style Option Upcharges




## \$ List

Solid Surface Arm (per pair) - Gr A White	531
Solid Surface Arm (per pair) - Gr A Color	555
Solid Surface Arm (per pair) - Gr B	599
Solid Surface Arm (per pair) - Gr C	630
Beech/Palette Wood Arm (per pair)	200

## PRODUCT CODE KEY

Line	Series	Chair Type	Size	Arm Type	Arm Style	Metal Finish
<div>FAE</div> Faeron	<div>2M</div> Chair	<div>P</div> Patient Seating	<div>21</div>	<div>O</div> Open Arm	<div>PA</div> Polymer Arm	<div>S</div> Silver Metallic
			<div>24</div>	<div>S</div> Semi Closed Arm	<div>WA</div> Wood Arm	<div>N</div> Brushed Nickel
			<div>30</div>	<div>C</div> Closed Arm	<div>SA</div> Solid Surface Arm	

FAERON METAL | PATIENT

DESCRIPTION/MODEL	COM		COL	FABRIC GRADES			LEATHER		
	1	2		4	5	6	7	8	9
	30" Open Polymer Arm, Silver Metallic Frame FAE2M-P30OPAS		1223 1301	1375	1526	1677	1829	1980	2131 2433
	30" Open Polymer Arm, Brushed Nickel Frame FAE2M-P30OPAN		1403 1479	1553	1705	1858	2009	2160	2310 2614
	30" Semi Closed Polymer Arm, Silver Metallic Frame FAE2M-P30SPAS		1585 1680	1775	1968	2159	2351	2543	2735 3117
	30" Semi Closed Polymer Arm, Brushed Nickel Frame FAE2M-P30SPAN		1764 1860	1956	2148	2338	2530	2723	2914 3297
	30" Closed Polymer Arm, Silver Metallic Frame FAE2M-P30CPAS		1595 1692	1788	1980	2170	2362	2553	2745 3128
	30" Closed Polymer Arm, Brushed Nickel Frame FAE2M-P30CPAN		1774 1871	1967	2159	2350	2542	2734	2925 3307

<b>ORDERING NOTES:</b> Faeron Metal chairs can also be specified with a Wood Arm (WA) or a Solid Surface Arm (SA), replace “PA” in the model number with the <b>Arm Style</b> selection below and add the upcharge listed. See <a href="#">page 98</a> for color selection.	<b>Arm Style Option Upcharges</b>		<b>\$ List</b>
	Solid Surface Arm (per pair) - Gr A White		531
	Solid Surface Arm (per pair) - Gr A Color		555
	Solid Surface Arm (per pair) - Gr B		599
	Solid Surface Arm (per pair) - Gr C		630
	Beech/Palette Wood Arm (per pair)		200

PRODUCT CODE KEY						
Line	Series	Chair Type	Size	Arm Type	Arm Style	Metal Finish
<div>FAE</div> Faeron	<div>2M</div> Chair	<div>P</div> Patient Seating	<div>21</div>	<div>O</div> Open Arm	<div>PA</div> Polymer Arm	<div>S</div> Silver Metallic
			<div>24</div>	<div>S</div> Semi Closed Arm	<div>WA</div> Wood Arm	<div>N</div> Brushed Nickel
			<div>30</div>	<div>C</div> Closed Arm	<div>SA</div> Solid Surface Arm	



# FAERON WOOD | MULTIPLE SEATING INSTRUCTIONS

To aid you in the process of specifying and ordering Faeron Multiple Seating, we have compiled the following summary. It explains the three different types of Faeron Multiple Seating – (a) Pre-Configured, (b) Start, Center & End Units and (c) the Freespan Multiple Units – including the features and considerations of each type, to assist in selecting the one that best suits each application. It is a requirement for all Faeron Multiple Seating orders, a drawing or plan view layout must accompany the order, so that we can verify that the specification is correct.

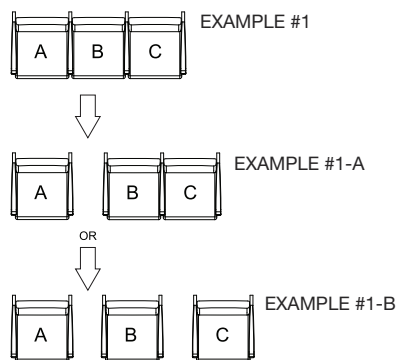
When building your multiple seating layout, please note that your order should start from left to right as you are facing the configuration.

## Pre-Configured Multiple Units

Pre-Configured Multiple Units are designed to be used when you have seating configurations that are 2-3 chair units in size.

### Considerations if choosing to use Pre-Configured Units:

- Linking tables can be joined to either end of a Pre-Configured Multiple Unit, but not in-between
- There are no limitations to the number of Pre-Configured Multiple units that can be ganged together with the Faeron Linking Tables
- Pre-Configured Multiple Units are not available in 30" or 44" plus widths
- Pre-Configured Multiple Units are not designed to work with other multiple seating (Start, Center, End Units or Freespan Units) unless a Faeron Linking Table or linking brackets are used in-between the different types of multiple seating.
- Pre-Configured Multiple Units are built from Start, Center and End Units and therefore, can be reconfigured to singular or two-seat units. However, you may have to purchase additional components (arms, etc...) to be able to do this. See line drawings below for possible configurations that can be made from taking apart the Pre-Configured Multiple Units.



### \*Please note:

Example #1-A requires an additional end unit arm for chair A, and a start unit arm for chair B.

Example #1-B requires an additional end unit arm for chair A, a start and end unit arm for chair B, and a start unit arm for chair C.

## Start, Center and End Multiple Seating Units

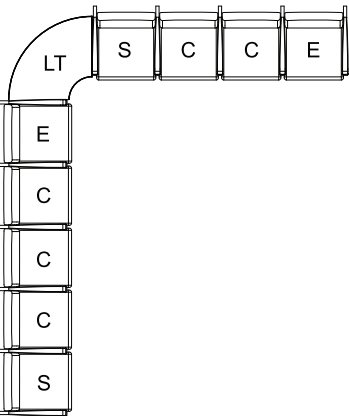
Start, Center and End Multiple Units are designed to be used when you have seating configurations that are greater than three chair units in size, and/or include 30" or 44" units. Also, before you start to build your multiple seating layout, please note that your order should start from left to right as you are facing the chair, therefore begin the configuration with a Start Unit, then move to a Center Unit and finish with an End Unit.

### Considerations if choosing to use Start, Center and End Multiple Units:

- Start, Center and End units are available in all widths (21", 24", 30" & 44")
- There are no limitations to the amount of center units that can be ganged to a start or an end unit
- Faeron Linking Tables can be joined to any Faeron Start or End unit only (this is because the units are engineered with the finished arms)

# FAERON WOOD | MULTIPLE SEATING INSTRUCTIONS

See below for sample configurations of when you would use Start, Center and End Multiple Units.



### Freespan Multiple Units

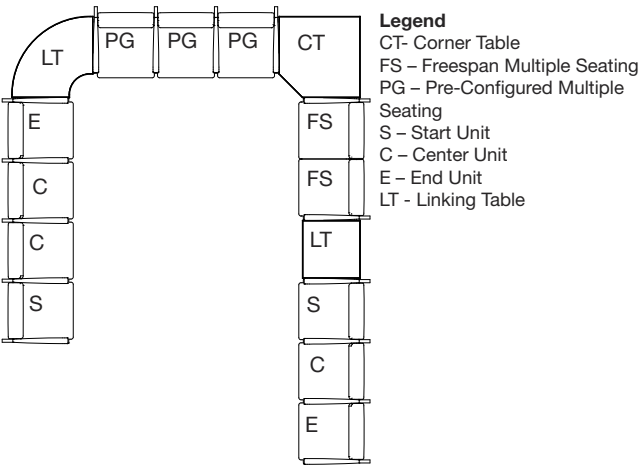
Freespan Multiple Units are designed to be used when you have seating configurations that are 2-3 chair units in size and a reduced number of legs are desirable. (see picture below).



### Considerations if choosing to use Freespan Multiple Units:

- Freespan Multiple Units come with a choice of a pre-configured unit with or without a center arm
- The unit with the center arm increases the overall width of the unit by 1” per arm
- Linking tables can be joined to either side of a Freespan Multiple Unit, but not in-between
- There are no limitations to the number of Freespan Multiple units that can be ganged together with the Faeron Linking Tables or linking brackets.
- Freespan Multiple Units are not available in 30” or 44” plus widths
- Freespan Multiple Units are not designed to work with other multiple seating (Start, Center, End Units or Freespan Units) unless a Faeron Linking Table or linking brackets are used in-between the different types of multiple seating.

Below illustrates possible configurations when you could use all three types of Faeron Multiple Seating together.



For more information on how to specify Faeron Multiple Seating, please contact Customer Service directly at 1-888-578-5784.

# FAERON WOOD | MULTIPLE SEATING - PRECONFIGURED UNITS

## DIMENSIONS & COM REQUIREMENTS

	Overall Width	Overall Depth	Overall Height	Seat Height	Height of Arms from Floor	Width Between Arms	Seat Depth	Shipping Weight	Cube	COM Seat & Back Yardage	COM Fabric Seat Yardage	COM Fabric Back Yardage	COM Fabric Closed Arm Panel Yardage
PCG21X2	48.3	26.3	34.5	19.0	25.0	21	19.5	76	28	3.0	1.5	2.1	1.2
PCP21X2	48.3	26.3	45.0	19.0	25.0	21	19.5	86	38	3.8	1.5	3.0	1.2
PCG21X3	71.5	26.3	34.5	19.0	25.0	21	19.5	109	41	4.6	2.4	3.5	1.6
PCP21X3	71.5	26.3	45.0	19.0	25.0	21	19.5	124	56	5.8	2.4	5.0	1.6
PCG24X2	54.3	26.3	34.5	19.0	25.0	24	19.5	83	31	3.0	1.5	2.1	1.2
PCP24X2	54.3	26.3	45.0	19.0	25.0	24	19.5	93	43	3.8	1.5	3.0	1.2
PCG24X3	80.5	26.3	34.5	19.0	25.0	24	19.5	121	46	4.6	2.4	3.5	1.6
PCP24X3	80.5	26.3	45.0	19.0	25.0	24	19.5	136	63	5.8	2.4	5.0	1.6

### CONTRASTING BACKS, SEATS & CLOSED ARMS

**Combination upholstery** (more than one upholstery cover within the same unit) is an option on all Faeron upholstered products. When combination upholstery is with upholstery of the same grade or COM, an upcharge for dual fabrics is **\$31 list** per unit and **\$60 list** per unit for three fabrics. When graded in combination upholstery is selected, use the highest grade upholstery selected or contact Customer Service for a quote -please provide the fabrics specified and a description of where each fabric is to be applied on the product in order to obtain a quote.

**A drawing showing the configuration of the multiple seating and tables is required with each purchase order.**

Note: Some vinyls, leathers & upholsteries are not suitable for application on Faeron seating. Please refer to **Page 95** for C.O.M approval process.

**ORDERING NOTES:** Faeron Multiple chairs can be specified with Solid Surface (SC) arm caps or Solid Surface arm (SA), replace "NC" in the model number with the **Arm Style** selection and add the upcharge listed below.

Faeron Option Upcharges	\$ List		\$ List		\$ List
CAL 133 & Moisture Barrier (per yard)	60	Solid Surface Arm Cap (each) - Gr A White	169	Solid Surface Arm Cap (pair) - Gr A White	338
Ganging Bracket	55	Solid Surface Arm Cap (each) - Gr A Color	174	Solid Surface Arm Cap (pair) - Gr A Color	349
Kinetic Back (not available for Plus)	112	Solid Surface Arm Cap (each) - Gr B	184	Solid Surface Arm Cap (pair) - Gr B	368
21" & 24" Under-seat Splashguard	55	Solid Surface Arm Cap (each) - Gr C	191	Solid Surface Arm Cap (pair) - Gr C	381
Removeable Seat Covers	83	Solid Surface Arm (each) - Gr A White	267	Solid Surface Arm (pair) - Gr A White	531
Removable Back Covers	55	Solid Surface Arm (each) - Gr A Color	278	Solid Surface Arm (pair) - Gr A Color	555
Urethane Arm Cap (each)	64	Solid Surface Arm (each) - Gr B	298	Solid Surface Arm (pair) - Gr B	599
		Solid Surface Arm (each) - Gr C	315	Solid Surface Arm (pair) - Gr C	630

See **page 98** for color selection.

**Patient backs** are available on multiple units, please change the model number FAE2-PCG to FAE2-PCP, and add the following upcharges per back:

	Grade 1	Grade 2	Grade 3	Grade 4	Grade 5	Grade 6	Grade 7	Grade 8	Grade 9
21" Chairs	59	69	83	106	128	153	175	200	246
24" Chairs	63	76	87	111	135	158	182	204	252

### FEATURES:

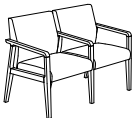
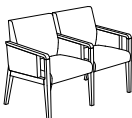



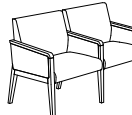
For a complete list of features see **Page 9**.

### WEIGHT CAPACITIES

Faeron weight capacities are as follows:

Guest & Patient Chairs (21" & 24") - 500 lbs

# FAERON WOOD | MULTIPLE SEATING - PRECONFIGURED UNITS

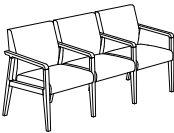
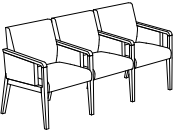
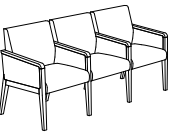
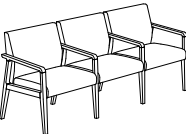
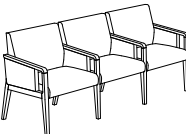
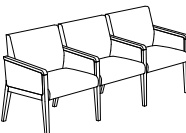
DESCRIPTION/MODEL	Species	COM		COL		FABRIC GRADES				LEATHER	
		1	2	3	4	5	6	7	8	9	
	2 Seat - 21" Open Arm	Pre-configured Unit, Guest Backs									
	FAE2-PCG21X2ONC	Beech Palette	1840	1924	2009	2178	2348	2517	2686	2856	3194
	2 Seat - 21" Semi Closed Arm	Pre-configured Unit, Guest Backs									
	FAE2-PCG21X2SNC	Beech Palette	2432	2548	2665	2898	3131	3365	3597	3831	4296
	2 Seat - 21" Closed Arm	Pre-configured Unit, Guest Backs									
	FAE2-PCG21X2CNC	Beech Palette	2454	2571	2688	2921	3154	3389	3621	3854	4319
	2 Seat - 24" Open Arm	Pre-configured Unit, Guest Backs									
	FAE2-PCG24X2ONC	Beech Palette	2005	2089	2173	2342	2514	2682	2852	3020	3359
	2 Seat - 24" Semi Closed Arm	Pre-configured Unit, Guest Backs									
	FAE2-PCG24X2SNC	Beech Palette	2597	2714	2829	3061	3296	3528	3763	3995	4462
	2 Seat - 24" Closed Arm	Pre-configured Unit, Guest Backs									
	FAE2-PCG24X2CNC	Beech Palette	2619	2736	2853	3085	3319	3551	3786	4019	4484

**ORDERING NOTES:** Faeron chairs can be specified with Urethane Arm Caps (UC), Solid Surface Arm Caps (SC) or Solid Surface Arm (SA), replace "NC" in the model number with the **Arm Style** selection below and add the upcharge listed on **Page 24**. See **page 98** for color selection.

## PRODUCT CODE KEY

Line	Series	Chair Type	Back Type	Size	Arm Type	Arm Style
FAE	2	PC	G	21X2	O	NC
Faeron	Chair	Pre-configured Multiple Unit	Guest		Open Arm	No Cap
			P	24X2	S	UC
			Patient		Semi Closed Arm	Urethane Cap
				21X3	C	SC
					Closed Arm	Solid Surface Cap
				24X3		SA
						Solid Surface Arm

## FAERON WOOD | MULTIPLE SEATING - PRECONFIGURED UNITS

DESCRIPTION/MODEL	Species	COM		COL		FABRIC GRADES			LEATHER		
		1	2	3	4	5	6	7	8	9	
	3 Seat - 21" Open Arm Pre-configured Unit, Guest Backs FAE2-PCG21X3ONC	Beech Palette	2614	2742	2868	3124	3375	3629	3884	4138	4646
	3 Seat - 21" Semi Closed Arm Pre-configured Unit, Guest Backs FAE2-PCG21X3SNC	Beech Palette	3421	3591	3761	4099	4438	4776	5115	5455	6131
	3 Seat - 21" Closed Arm Pre-configured Unit, Guest Backs FAE2-PCG21X3CNC	Beech Palette	3456	3625	3795	4133	4471	4812	5149	5489	6165
	3 Seat - 24" Open Arm Pre-configured Unit, Guest Backs FAE2-PCG24X3ONC	Beech Palette	2807	2889	3015	3270	3524	3778	4033	4286	4794
	3 Seat - 24" Semi Closed Arm Pre-configured Unit, Guest Backs FAE2-PCG24X3SNC	Beech Palette	3615	3740	3909	4247	4587	4925	5264	5601	6279
	3 Seat - 24" Closed Arm Pre-configured Unit, Guest Backs FAE2-PCG24X3CNC	Beech Palette	3650	3773	3943	4282	4620	4959	5299	5637	6314

**ORDERING NOTES:** Faeron chairs can be specified with Urethane Arm Caps (UC), Solid Surface Arm Caps (SC) or Solid Surface Arm (SA), replace "NC" in the model number with the **Arm Style** selection below and add the upcharge listed on **Page 24**. See **page 98** for color selection.

### PRODUCT CODE KEY

Line	Series	Chair Type	Back Type	Size	Arm Type	Arm Style
FAE Faeron	2 Chair	UC Pre-configured Multiple Unit	G Guest  P Patient	21X2  24X2  21X3  24X3	O Open Arm  S Semi Closed Arm  C Closed Arm	NC No Cap  UC Urethane Cap  SC Solid Surface Cap  SA Solid Surface Arm

# FAERON WOOD | MULTIPLE SEATING - START, CENTER & END UNITS

## DIMENSIONS & COM REQUIREMENTS

### FAERON MULTIPLE START UNITS

	Overall Width	Overall Depth	Overall Height	Seat Height	Height of Arms from Floor	Width Between Arms	Seat Depth	Shipping Weight	Cube	COM Seat & Back Yardage	COM Fabric Seat Yardage	COM Fabric Back Yardage	COM Fabric Closed Arm Panel (Pair) Yardage
SG21	25	26.3	34.5	19	25	21	19.5	44	14	1.6	0.9	1.4	0.8
SP21	25	26.3	45	19	25	21	19.5	49	17	2.0	0.9	2.0	0.8
SG24	28	26.3	34.5	19	25	24	19.5	48	19	1.6	0.9	1.4	0.8
SP24	28	26.3	45	19	25	24	19.5	53	22	2.0	0.9	2.0	0.8
SG30	34	26.3	34.5	19	25	30	19.5	54	20	2.3	0.9	1.4	0.8
SP30	34	26.3	45	19	25	30	19.5	64	28	3.0	0.9	2.0	0.8
SG44	48	26.3	34.5	19	25	44	19.5	71	28	2.9	0.9	1.6	0.8

### FAERON MULTIPLE CENTER UNITS

	Overall Width	Overall Depth	Overall Height	Seat Height	Height of Arms from Floor	Width Between Arms	Seat Depth	Shipping Weight	Cube	COM Seat & Back Yardage	COM Fabric Seat Yardage	COM Fabric Back Yardage	COM Fabric Closed Arm Panel Yardage
CG21	23	26.3	34.5	19	25	21	19.5	39	14	1.6	0.9	1.4	0.4
CP21	23	26.3	45	19	25	21	19.5	44	17	2.0	0.9	2.0	0.4
CG24	26	26.3	34.5	19	25	24	19.5	43	19	1.6	0.9	1.4	0.4
CP24	26	26.3	45	19	25	24	19.5	48	22	2.0	0.9	2.0	0.4
CG30	32	26.3	34.5	19	25	30	19.5	49	20	2.3	0.9	1.4	0.4
CP30	32	26.3	45	19	25	30	19.5	59	28	3.0	0.9	2.0	0.4
CG44	46	26.3	34.5	19	25	44	19.5	66	28	2.9	0.9	1.6	0.4

### FAERON MULTIPLE END UNITS

	Overall Width	Overall Depth	Overall Height	Seat Height	Height of Arms from Floor	Width Between Arms	Seat Depth	Shipping Weight	Cube	COM Seat & Back Yardage	COM Fabric Seat Yardage	COM Fabric Back Yardage	COM Fabric Closed Arm Panel Yardage
EG21	23	26.3	34.5	19	25	21	19.5	39	14	1.6	0.9	1.4	0.4
EP21	23	26.3	45	19	25	21	19.5	44	17	2.0	0.9	2.0	0.4
EG24	26	26.3	34.5	19	25	24	19.5	43	19	1.6	0.9	1.4	0.4
EP24	26	26.3	45	19	25	24	19.5	48	22	2.0	0.9	2.0	0.4
EG30	32	26.3	34.5	19	25	30	19.5	49	20	2.3	0.9	1.4	0.4
EP30	32	26.3	45	19	25	30	19.5	59	28	3.0	0.9	2.0	0.4
EG44	46	26.3	34.5	19	25	44	19.5	66	28	2.9	0.9	1.6	0.4

#### ORDERING NOTES:

A drawing showing the configuration of the multiple seating and tables is required with each purchase order.

**Combination upholstery** (more than one upholstery cover within the same unit) is an option on all Faeron upholstered products. When combination upholstery is with upholstery of the same grade or COM, an upcharge for dual fabrics is **\$31 list** per unit and **\$60 list** per unit for three fabrics. When graded in combination upholstery is selected, use the highest grade upholstery selected or contact Customer Service for a quote -please provide the fabrics specified and a description of where each fabric is to be applied on the product in order to obtain a quote.

Faeron Option Upcharges	\$ List	\$ List	\$ List
CAL 133 & Moisture Barrier (per yard)	60	Solid Surface Arm Cap (each) - Gr A White	169
Ganging Bracket	55	Solid Surface Arm Cap (each) - Gr A Color	174
Kinetic Back (not available for Plus)	112	Solid Surface Arm Cap (each) - Gr B	184
21" & 24" Under-seat Splashguard	55	Solid Surface Arm Cap (each) - Gr C	191
Removeable Seat Covers	83	Solid Surface Arm (each) - Gr A White	267
Removable Back Covers	55	Solid Surface Arm (each) - Gr A Color	278
Urethane Arm Cap (each)	64	Solid Surface Arm (each) - Gr B	298
		Solid Surface Arm (each) - Gr C	315
		Solid Surface Arm (pair) - Gr A White	338
		Solid Surface Arm (pair) - Gr A Color	349
		Solid Surface Arm (pair) - Gr B	368
		Solid Surface Arm (pair) - Gr C	381
		Solid Surface Arm (pair) - Gr A White	531
		Solid Surface Arm (pair) - Gr A Color	555
		Solid Surface Arm (pair) - Gr B	599
		Solid Surface Arm (pair) - Gr C	630

See [page 9](#) for color selection.

**Patient backs** are available on multiple units, please change the model number FAE2-PCG to FAE2-PCP, and add the following upcharges per back:

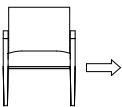
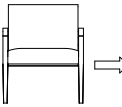
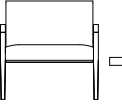
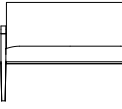
	Grade 1	Grade 2	Grade 3	Grade 4	Grade 5	Grade 6	Grade 7	Grade 8	Grade 9
21" Chairs	58	68	82	104	126	150	172	196	241
24" Chairs	62	75	86	109	132	155	178	200	247
30" Chairs	76	87	100	123	145	169	191	214	260

#### WEIGHT CAPACITIES

Faeron weight capacities are as follows:

Guest & Patient Chairs (21" & 24") - 500 lbs

# FAERON WOOD | MULTIPLE SEATING - START, CENTER & END UNITS

DESCRIPTION/MODEL		Species	COM 1	2	COL 3	FABRIC GRADES			LEATHER		9	
						4	5	6	7	8		
	Start	21" Open Arm Start Unit, Guest Back FAE2-SG21ONC	Beech Palette	1052	1093	1135	1220	1304	1388	1474	1558	1727
		21" Semi Closed Arm Start Unit, Guest Back FAE2-SG21SNC	Beech Palette	1429	1493	1555	1682	1811	1937	2063	2191	2445
		21" Closed Arm Start Unit, Guest Back FAE2-SG21CNC	Beech Palette	1442	1502	1568	1695	1822	1948	2076	2203	2455
		24" Open Arm Start Unit, Guest Back FAE2-SG24ONC	Beech Palette	1126	1168	1211	1296	1381	1466	1549	1634	1804
		24" Semi Closed Arm Start Unit, Guest Back FAE2-SG24SNC	Beech Palette	1503	1569	1632	1759	1886	2013	2141	2267	2521
		24" Closed Arm Start Unit, Guest Back FAE2-SG24CNC	Beech Palette	1517	1580	1644	1771	1897	2026	2152	2280	2532
		30" Open Arm Start Unit, Guest Back FAE2-SG30ONC	Beech Palette	1285	1347	1405	1527	1651	1772	1893	2014	2258
		30" Semi Closed Arm Start Unit, Guest Back FAE2-SG30SNC	Beech Palette	1663	1746	1827	1991	2156	2320	2485	2648	2976
		30" Closed Arm Start Unit, Guest Back FAE2-SG30CNC	Beech Palette	1675	1757	1839	2005	2166	2331	2496	2659	2987
		44" Open Arm Start Unit, Guest Back FAE2-SG44ONC	Beech Palette	1579	1655	1732	1886	2038	2192	2347	2500	2807
		44" Semi Closed Arm Start Unit, Guest Back FAE2-SG44SNC	Beech Palette	1958	2055	2154	2349	2545	2741	2936	3131	3524
		44" Closed Arm Start Unit, Guest Back FAE2-SG44CNC	Beech Palette	1968	2066	2164	2360	2556	2751	2948	3142	3537

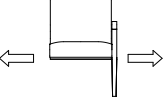
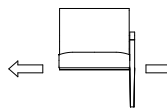
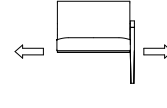
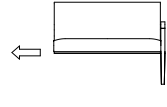
**ORDERING NOTES:** Faeron chairs can be specified with Urethane Arm Caps (UC), Solid Surface Arm Caps (SC) or Solid Surface Arm (SA), replace "NC" in the model number with the **Arm Style** selection below and add the upcharge listed on [Page 27](#). See [page 98](#) for color selection.

## PRODUCT CODE KEY

Line	Series	Chair Type	Back Type	Size	Arm Type	Arm Style
FAE Faeron	2 Chair	S Start Unit Multiple Seating	G Guest	21	O Open Arm	NC No Cap
		C Center Unit Multiple Seating	P Patient	24	S Semi Closed Arm	UC Urethane Cap
		E End Unit Multiple Seating		30	C Closed Arm	SC Solid Surface Cap
						SA Solid Surface Arm



# FAERON WOOD | MULTIPLE SEATING - START, CENTER & END UNITS

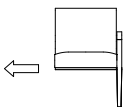
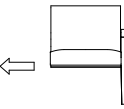
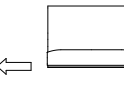
DESCRIPTION/MODEL	Species	COM 1	2	COL 3	4	FABRIC GRADES 5	6	7	LEATHER 8	9
Center										
21" Open Arm Center Unit, Guest Back FAE2-CG21ONC	Beech Palette	966	1009	1052	1135	1220	1304	1390	1474	1643
 21" Semi Closed Arm Center Unit, Guest Back FAE2-CG21SNC	Beech Palette	1180	1234	1286	1393	1497	1604	1709	1815	2027
21" Closed Arm Center Unit, Guest Back FAE2-CG21CNC	Beech Palette	1191	1246	1298	1403	1507	1616	1721	1827	2037
24" Open Arm Center Unit, Guest Back FAE2-CG24ONC	Beech Palette	1041	1084	1126	1212	1296	1381	1466	1549	1720
 24" Semi Closed Arm Center Unit, Guest Back FAE2-CG24SNC	Beech Palette	1258	1309	1362	1469	1574	1679	1786	1890	2104
24" Closed Arm Center Unit, Guest Back FAE2-CG24CNC	Beech Palette	1268	1320	1374	1479	1585	1692	1798	1903	2115
30" Open Arm Center Unit, Guest Back FAE2-CG30ONC	Beech Palette	1199	1262	1321	1444	1567	1687	1809	1931	2173
 30" Semi Closed Arm Center Unit, Guest Back FAE2-CG30SNC	Beech Palette	1416	1486	1557	1701	1844	1985	2129	2272	2557
30" Closed Arm Center Unit, Guest Back FAE2-CG30CNC	Beech Palette	1427	1497	1569	1712	1855	1997	2141	2284	2569
44" Open Arm Center Unit, Guest Back FAE2-CG44ONC	Beech Palette	1495	1571	1649	1801	1955	2108	2261	2417	2723
 44" Semi Closed Arm Center Unit, Guest Back FAE2-CG44SNC	Beech Palette	1708	1797	1884	2058	2233	2407	2581	2756	3105
44" Closed Arm Center Unit, Guest Back FAE2-CG44CNC	Beech Palette	1720	1807	1895	2068	2244	2419	2593	2769	3117

**ORDERING NOTES:** Faeron chairs can be specified with Urethane Arm Caps (UC), Solid Surface Arm Caps (SC) or Solid Surface Arm (SA), replace "NC" in the model number with the **Arm Style** selection below and add the upcharge listed on **Page 27**. See **page 98** for color selection.

## PRODUCT CODE KEY

Line	Series	Chair Type	Back Type	Size	Arm Type	Arm Style
FAE	2	S	G	21	O	NC
Faeron	Chair	Start Unit Multiple Seating	Guest		Open Arm	No Cap
		C	P	24	S	UC
		Center Unit Multiple Seating	Patient		Semi Closed Arm	Urethane Cap
		E		30	C	SC
		End Unit Multiple Seating			Closed Arm	Solid Surface Cap
						SA
						Solid Surface Arm

# FAERON WOOD | MULTIPLE SEATING - START, CENTER & END UNITS

DESCRIPTION/MODEL		Species	COM 1	2	COL 3	4	FABRIC GRADES		5	6	7	LEATHER 8	9
End	21" Open Arm End Unit, Guest Back FAE2-EG21ONC	Beech Palette	966	1009	1052	1135	1220	1304	1390	1474	1643		
	21" Semi Closed Arm End Unit, Guest Back FAE2-EG21SNC	Beech Palette	1180	1234	1286	1393	1497	1604	1709	1815	2027		
	21" Closed Arm End Unit, Guest Back FAE2-EG21CNC	Beech Palette	1191	1246	1298	1403	1507	1616	1721	1827	2037		
	24" Open Arm End Unit, Guest Back FAE2-EG24ONC	Beech Palette	1041	1084	1126	1212	1296	1381	1466	1549	1720		
	24" Semi Closed Arm End Unit, Guest Back FAE2-EG24SNC	Beech Palette	1258	1309	1362	1469	1574	1679	1786	1890	2104		
	24" Closed Arm End Unit, Guest Back FAE2-EG24CNC	Beech Palette	1268	1320	1374	1479	1585	1692	1798	1903	2115		
	30" Open Arm End Unit, Guest Back FAE2-EG30ONC	Beech Palette	1199	1262	1321	1444	1567	1687	1809	1931	2173		
	30" Semi Closed Arm End Unit, Guest Back FAE2-EG30SNC	Beech Palette	1416	1486	1557	1701	1844	1985	2129	2272	2557		
	30" Closed Arm End Unit, Guest Back FAE2-EG30CNC	Beech Palette	1427	1497	1569	1712	1855	1997	2141	2284	2569		
	44" Open Arm End Unit, Guest Back FAE2-EG44ONC	Beech Palette	1495	1571	1649	1801	1955	2108	2261	2417	2723		
	44" Semi Closed Arm End Unit, Guest Back FAE2-EG44SNC	Beech Palette	1708	1797	1884	2058	2233	2407	2581	2756	3105		
	44" Closed Arm End Unit, Guest Back FAE2-EG44CNC	Beech Palette	1720	1807	1895	2068	2244	2419	2593	2769	3117		

**ORDERING NOTES:** Faeron chairs can be specified with Urethane Arm Caps (UC), Solid Surface Arm Caps (SC) or Solid Surface Arm (SA), replace "NC" in the model number with the **Arm Style** selection below and add the upcharge listed on **Page 27**. See **page 98** for color selection.

## PRODUCT CODE KEY

Line	Series	Chair Type	Back Type	Size	Arm Type	Arm Style
FAE Faeron	2 Chair	S Start Unit Multiple Seating	G Guest	21	O Open Arm	NC No Cap
		C Center Unit Multiple Seating	P Patient	24	S Semi Closed Arm	UC Urethane Cap
		E End Unit Multiple Seating		30	C Closed Arm	SC Solid Surface Cap
						SA Solid Surface Arm

# FAERON WOOD | MULTIPLE SEATING - FREESPAN UNITS

## DIMENSIONS & COM REQUIREMENTS

### UNIT WITH NO CENTER ARM

	Overall Width	Overall Depth	Overall Height	Seat Height	Height of Arms from Floor	Width Between Arms	Seat Depth	Shipping Weight	Cube	COM Seat & Back Yardage	COM Fabric Seat Yardage	COM Fabric Back Yardage	COM Fabric Closed Arm Panel Yardage
PCFG21X2A	46.5	26.3	34.5	19	25.0	43.0	19.5	74	28	3.0	1.5	2.1	0.8
PCFP21X2A	46.5	26.3	45.0	19	25.0	43.0	19.5	84	37	3.8	1.5	3.0	0.8
PCFG21X3A	68.0	26.3	34.5	19	25.0	64.8	19.5	105	40	4.6	2.4	3.5	0.8
PCFP21X3A	68.0	26.3	45.0	19	25.0	64.8	19.5	120	54	5.8	2.4	5.0	0.8
PCFG24X2A	52.5	26.3	34.5	19	25.0	49.0	19.5	81	30	3.0	1.5	2.1	0.8
PCFP24X2A	52.5	26.3	45.0	19	25.0	49.0	19.5	91	42	3.8	1.5	3.0	0.8
PCFG24X3A	77.0	26.3	34.5	19	25.0	73.8	19.5	117	45	4.6	2.4	3.5	0.8
PCFP24X3A	77.0	26.3	45.0	19	25.0	73.8	19.5	132	61	5.8	2.4	5.0	0.8

### UNIT WITH CENTER ARM

	Overall Width	Overall Depth	Overall Height	Seat Height	Height of Arms from Floor	Width Between Arms	Seat Depth	Shipping Weight	Cube	COM Seat & Back Yardage	COM Fabric Seat Yardage	COM Fabric Back Yardage
PCFG21X2B	48.3	26.3	34.5	19	25.0	21.5	19.5	77	28	3.0	1.5	2.1
PCFP21X2B	48.3	26.3	45.0	19	25.0	21.5	19.5	87	38	3.8	1.5	3.0
PCFG21X3B	71.5	26.3	34.5	19	25.0	21.5	19.5	111	40	4.6	2.4	3.5
PCFP21X3B	71.5	26.3	45.0	19	25.0	21.5	19.5	126	56	5.8	2.4	5.0
PCFG24X2B	54.3	26.3	34.5	19	25.0	24.5	19.5	84	30	3.0	1.5	2.1
PCFP24X2B	54.3	26.3	45.0	19	25.0	24.5	19.5	94	43	3.8	1.5	3.0
PCFG24X3B	80.5	26.3	34.5	19	25.0	24.5	19.5	123	45	4.6	2.4	3.5
PCFP24X3B	80.5	26.3	45.0	19	25.0	24.5	19.5	138	63	5.8	2.4	5.0

### UNIT WITH CENTER ARM (CONTINUED), GUEST AND PATIENT BACKS

Unit With Center Arm (Continued)	COM Fabric Closed Arm Panels ( 2 Arms)	COM Fabric Closed Arm Panels ( 3 Arms)	COM Fabric Closed Arm Panels ( 4 Arms)
PCF21X2B	0.8	1.2	1.6
PCF21X3B	0.8	1.2	1.6
PCF24X2B	0.8	1.2	1.6
PCF24X3B	0.8	1.2	1.6

Note: Some vinyls, leathers & upholsteries are not suitable for application on Faeron seating.

The approval process is as follows:

1. A sample of the COM must be provided to Krug Customer Service prior to or at the time of order.
2. The sample will be reviewed and the customer advised if the fabric is unsuitable.
3. The COM fabric or leather will be inspected when received at the factory, to identify any further concerns with its suitability.

### ORDERING NOTES:

**A drawing showing the configuration of the multiple seating and tables is required with each purchase order.**

**Combination upholstery** (more than one upholstery cover within the same unit) is an option on all Faeron upholstered products. When combination upholstery is with upholstery of the same grade or COM, an upcharge for dual fabrics is **\$31 list** per unit and **\$60 list** per unit for three fabrics. When graded in combination upholstery is selected, use the highest grade upholstery selected or contact Customer Service for a quote -please provide the fabrics specified and a description of where each fabric is to be applied on the product in order to obtain a quote.

Faeron Option Upcharges	\$ List	\$ List	\$ List
CAL 133 & Moisture Barrier (per yard)	60	Solid Surface Arm Cap (each) - Gr A White	169
Ganging Bracket	55	Solid Surface Arm Cap (each) - Gr A Color	174
Kinetic Back (not available for Plus)	112	Solid Surface Arm Cap (each) - Gr B	184
21" & 24" Under-seat Splashguard	55	Solid Surface Arm Cap (each) - Gr C	191
Removeable Seat Covers	83	Solid Surface Arm (each) - Gr A White	267
Removable Back Covers	55	Solid Surface Arm (each) - Gr A Color	278
Urethane Arm Cap (each)	64	Solid Surface Arm (each) - Gr B	298
		Solid Surface Arm (each) - Gr C	315
		Solid Surface Arm Cap (pair) - Gr A White	338
		Solid Surface Arm Cap (pair) - Gr A Color	349
		Solid Surface Arm Cap (pair) - Gr B	368
		Solid Surface Arm Cap (pair) - Gr C	381
		Solid Surface Arm (pair) - Gr A White	531
		Solid Surface Arm (pair) - Gr A Color	555
		Solid Surface Arm (pair) - Gr B	599
		Solid Surface Arm (pair) - Gr C	630

See **page 98** for color selection.

**Patient backs** are available on multiple units, please change the model number FAE2-PCG to FAE2-PCP, and add the following upcharges per back:

	Grade 1	Grade 2	Grade 3	Grade 4	Grade 5	Grade 6	Grade 7	Grade 8	Grade 9
21" Chairs	59	69	83	106	128	153	175	200	246
24" Chairs	63	76	87	111	135	158	182	204	252

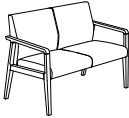
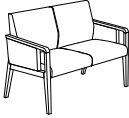
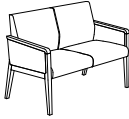
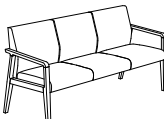
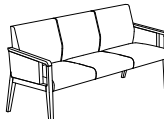
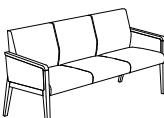
### WEIGHT CAPACITIES

Faeron weight capacities are as follows:

2-Seat Freespan - 525 lbs per unit

3-Seat Freespan - 750 lbs per unit

# FAERON WOOD | MULTIPLE SEATING - FREESPAN UNITS WITHOUT CENTER ARMS

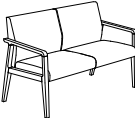

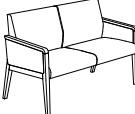
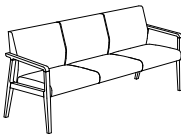
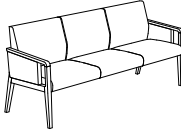

DESCRIPTION/MODEL	Species	COM		COL		FABRIC GRADES			LEATHER	
		1	2	3	4	5	6	7	8	9
	21" Pre-Configured Freespan Unit - Open Arm 2 Seat, Guest Back									
	FAE2-PCFG21X2AONC	Beech Palette	1702	1786	1872	2039	2210	2379	2548	2719
	21" Pre-Configured Freespan Unit - Semi Closed Arm 2 Seat, Guest Back									
	FAE2-PCFG21X2ASNC	Beech Palette	2080	2187	2293	2503	2717	2928	3139	3350
	21" Pre-Configured Freespan Unit - Closed Arm 2 Seat, Guest Back									
	FAE2-PCFG21X2ACNC	Beech Palette	2092	2198	2304	2516	2727	2938	3151	3361
	21" Pre-Configured Freespan Unit - Open Arm 3 Seat, Guest Back									
	FAE2-PCFG21X3AONC	Beech Palette	2316	2442	2569	2823	3078	3331	3586	3840
	21" Pre-Configured Freespan Unit - Semi Closed Arm 3 Seat, Guest Back									
	FAE2-PCFG21X3ASNC	Beech Palette	2695	2842	2990	3286	3584	3881	4177	4471
	21" Pre-Configured Freespan Unit - Closed Arm 3 Seat, Guest Back									
	FAE2-PCFG21X3ACNC	Beech Palette	2706	2855	3003	3298	3594	3891	4188	4484

**ORDERING NOTES:** Faeron chairs can be specified with Urethane Arm Caps (UC), Solid Surface Arm Caps (SC) or Solid Surface Arm (SA), replace "NC" in the model number with the **Arm Style** selection below and add the upcharge listed on **Page 31**. See **page 98** for color selection.

## PRODUCT CODE KEY

Line	Series	Chair Type	Back Type	Size	Unit Style	Arm Type	Arm Style
FAE	2	PCF	G	21X2	A	O	NC
Faeron	Chair	Pre-Configured Freespan Multiple Unit	Guest Back		Unit with no Center Arm	Open Arm	No Cap
			P	21X3	B	S	UC
			Patient Back		Unit with Center Arm	Semi Closed Arm	Urethane Cap
				24X2		C	SC
						Closed Arm	Solid Surface Cap
				24X3			SA
							Solid Surface Arm

# FAERON WOOD | MULTIPLE SEATING - FREESPAN UNITS WITHOUT CENTER ARMS

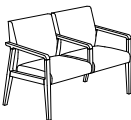
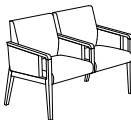
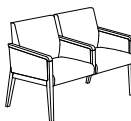
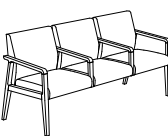
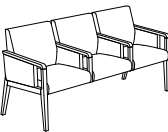
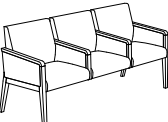
DESCRIPTION/MODEL	Species	COM		COL	FABRIC GRADES					LEATHER	
		1	2	3	4	5	6	7	8	9	
	24" Pre-Configured Freespan Unit - Open Arm 2 Seat, Guest Back FAE2-PCFG24X2AONC	Beech Palette	1847	1933	2016	2187	2355	2524	2695	2863	3204
	24" Pre-Configured Freespan Unit - Semi Closed Arm 2 Seat, Guest Back FAE2-PCFG24X2ASNC	Beech Palette	2226	2332	2439	2649	2862	3074	3284	3496	3919
	24" Pre-Configured Freespan Unit - Closed Arm 2 Seat, Guest Back FAE2-PCFG24X2ACNC	Beech Palette	2238	2344	2450	2660	2873	3084	3297	3508	3931
	24" Pre-Configured Freespan Unit - Open Arm 3 Seat, Guest Back FAE2-PCFG24X3AONC	Beech Palette	2521	2649	2776	3031	3283	3539	3792	4048	4553
	24" Pre-Configured Freespan Unit - Semi Closed Arm 3 Seat, Guest Back FAE2-PCFG24X3ASNC	Beech Palette	2903	3049	3196	3494	3791	4085	4382	4679	5272
	24" Pre-Configured Freespan Unit - Closed Arm 3 Seat, Guest Back FAE2-PCFG24X3ACNC	Beech Palette	2912	3059	3209	3504	3802	4098	4394	4691	5282

**ORDERING NOTES:** Faeron chairs can be specified with Urethane Arm Caps (UC), Solid Surface Arm Caps (SC) or Solid Surface Arm (SA), replace "NC" in the model number with the **Arm Style** selection below and add the upcharge listed on [Page 31](#). See [page 98](#) for color selection.

## PRODUCT CODE KEY

Line	Series	Chair Type	Back Type	Size	Unit Style	Arm Type	Arm Style
FAE	2	PCF	G	21X2	A	O	NC
Faeron	Chair	Pre-Configured Freespan Multiple Unit	Guest Back		Unit with no Center Arm	Open Arm	No Cap
			P	21X3	B	S	UC
			Patient Back		Unit with Center Arm	Semi Closed Arm	Urethane Cap
				24X2		C	SC
						Closed Arm	Solid Surface Cap
				24X3			SA
							Solid Surface Arm

# FAERON WOOD | MULTIPLE SEATING - FREESPAN UNITS WITH CENTER ARMS


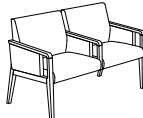
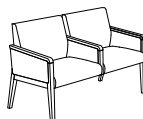
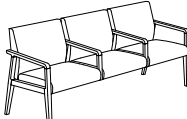
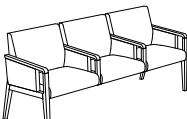
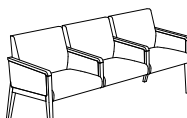
DESCRIPTION/MODEL	Species	COM		COL	FABRIC GRADES				LEATHER		
		1	2	3	4	5	6	7	8	9	
	21" Pre-Configured Freespan Unit - Open Arm 2 Seat, Guest Back FAE2-PCFG21X2BONC	Beech Palette	2194	2280	2363	2532	2701	2870	3041	3210	3547
	21" Pre-Configured Freespan Unit - Semi Closed Arm 2 Seat, Guest Back FAE2-PCFG21X2BSNC	Beech Palette	2787	2905	3020	3254	3487	3719	3952	4185	4649
	21" Pre-Configured Freespan Unit - Closed Arm 2 Seat, Guest Back FAE2-PCFG21X2BCNC	Beech Palette	2811	2928	3043	3277	3510	3743	3975	4207	4673
	21" Pre-Configured Freespan Unit - Open Arm 3 Seat, Guest Back FAE2-PCFG21X3BONC	Beech Palette	3111	3238	3366	3619	3873	4127	4381	4636	5144
	21" Pre-Configured Freespan Unit - Semi Closed Arm 3 Seat, Guest Back FAE2-PCFG21X3BSNC	Beech Palette	3919	4088	4257	4596	4934	5275	5613	5952	6630
	21" Pre-Configured Freespan Unit - Closed Arm 3 Seat, Guest Back FAE2-PCFG21X3BCNC	Beech Palette	3954	4123	4291	4631	4969	5308	5646	5985	6663

**ORDERING NOTES:** Faeron chairs can be specified with Urethane Arm Caps (UC), Solid Surface Arm Caps (SC) or Solid Surface Arm (SA), replace "NC" in the model number with the **Arm Style** selection below and add the upcharge listed on [Page 31](#). See [page 98](#) for color selection.

## PRODUCT CODE KEY

Line	Series	Chair Type	Back Type	Size	Unit Style	Arm Type	Arm Style
FAE	2	PCF	G	21X2	A	O	NC
Faeron	Chair	Pre-Configured Freespan Multiple Unit	Guest Back		Unit with no Center Arm	Open Arm	No Cap
			P	21X3	B	S	UC
			Patient Back		Unit with Center Arm	Semi Closed Arm	Urethane Cap
				24X2		C	SC
						Closed Arm	Solid Surface Cap
				24X3			SA
							Solid Surface Arm

FAERON WOOD | MULTIPLE SEATING - FREESPAN UNITS WITH CENTER ARMS

DESCRIPTION/MODEL	Species	COM		COL	FABRIC GRADES				LEATHER	
		1	2	3	4	5	6	7	8	9
 24" Pre-Configured Freespan Unit - Open Arm 2 Seat, Guest Back FAE2-PCFG24X2BONC	Beech Palette	2338	2424	2509	2677	2848	3015	3186	3356	3695
 24" Pre-Configured Freespan Unit - Semi Closed Arm 2 Seat, Guest Back FAE2-PCFG24X2BSNC	Beech Palette	2932	3049	3165	3398	3629	3864	4098	4330	4795
 24" Pre-Configured Freespan Unit - Closed Arm 2 Seat, Guest Back FAE2-PCFG24X2BCNC	Beech Palette	2956	3073	3187	3420	3653	3887	4121	4353	4818
 24" Pre-Configured Freespan Unit - Open Arm 3 Seat, Guest Back FAE2-PCFG24X3BONC	Beech Palette	3319	3445	3571	3827	4080	4333	4589	4842	5351
 24" Pre-Configured Freespan Unit - Semi Closed Arm 3 Seat, Guest Back FAE2-PCFG24X3BSNC	Beech Palette	4125	4296	4465	4804	5142	5481	5818	6157	6836
 24" Pre-Configured Freespan Unit - Closed Arm 3 Seat, Guest Back FAE2-PCFG24X3BCNC	Beech Palette	4160	4330	4498	4838	5177	5516	5853	6193	6870

**ORDERING NOTES:** Faeron chairs can be specified with Urethane Arm Caps (UC), Solid Surface Arm Caps (SC) or Solid Surface Arm (SA), replace "NC" in the model number with the **Arm Style** selection below and add the upcharge listed on [Page 31](#). See [page 98](#) for color selection.

PRODUCT CODE KEY							
Line	Series	Chair Type	Back Type	Size	Unit Style	Arm Type	Arm Style
FAE Faeron	2 Chair	PCF Pre-Configured Freespan Multiple Unit	G Guest Back	21X2	A Unit with no Center Arm	O Open Arm	NC No Cap
			P Patient Back	21X3	B Unit with Center Arm	S Semi Closed Arm	UC Urethane Cap
				24X2		C Closed Arm	SC Solid Surface Cap
				24X3			SA Solid Surface Arm



# FAERON METAL | MULTIPLE SEATING - PRECONFIGURED UNITS

## DIMENSIONS & COM REQUIREMENTS

	Overall Width	Overall Depth	Overall Height	Seat Height	Height of Arms from Floor	Width Between Arms	Seat Depth	Shipping Weight	Cube	COM Seat & Back Yardage	COM Fabric Seat Yardage	COM Fabric Back Yardage	COM Fabric Closed Arm Panel Yardage
PCG21X2	48.3	26.3	34.5	19.0	25.0	21	19.5	95	28	3.0	1.5	2.1	1.44
PCP21X2	48.3	26.3	45.0	19.0	25.0	21	19.5	105	38	3.8	1.5	3.0	1.44
PCG21X3	71.5	26.3	34.5	19.0	25.0	21	19.5	134	41	4.6	2.4	3.5	1.92
PCP21X3	71.5	26.3	45.0	19.0	25.0	21	19.5	149	56	5.8	2.4	5.0	1.92
PCG24X2	54.3	26.3	34.5	19.0	25.0	24	19.5	102	31	3.0	1.5	2.1	1.44
PCP24X2	54.3	26.3	45.0	19.0	25.0	24	19.5	112	43	3.8	1.5	3.0	1.44
PCG24X3	80.5	26.3	34.5	19.0	25.0	24	19.5	146	46	4.6	2.4	3.5	1.92
PCP24X3	80.5	26.3	45.0	19.0	25.0	24	19.5	161	63	5.8	2.4	5.0	1.92

### CONTRASTING BACKS, SEATS & CLOSED ARMS

**Combination upholstery** (more than one upholstery cover within the same unit) is an option on all Faeron Metal upholstered products. When combination upholstery is with upholstery of the same grade or COM, an upcharge for dual fabrics is **\$31 list** per unit and **\$60 list** per unit for three fabrics. When graded in combination upholstery is selected, use the highest grade upholstery selected or contact Customer Service for a quote -please provide the fabrics specified and a description of where each fabric is to be applied on the product in order to obtain a quote.

**A drawing showing the configuration of the multiple seating and tables is required with each purchase order.**

PRE-CONFIGURED MULTIPLE UNITS	SEAT	GUEST BACK	PATIENT BACK	CLOSED ARM PANEL
PC21x2	3.8	1.5	3.0	1.44
PC21x3	5.8	2.4	5.0	1.92
PC24X2	3.8	1.5	3.0	1.44
PC24X3	5.8	2.4	5.0	1.92

Note: Some vinyls, leathers & upholsteries are not suitable for application on Faeron Metal seating. Please refer to **page 95** for C.O.M approval process.

Faeron Option Upcharges	\$ List		\$ List		\$ List
CAL 133 & Moisture Barrier (per yard)	60	Solid Surface Arm (each) - Gr A White	267	Solid Surface Arm (pair) - Gr A White	531
Ganging Bracket	55	Solid Surface Arm (each) - Gr A Color	278	Solid Surface Arm (pair) - Gr A Color	555
Kinetic Back (not available for Plus)	112	Solid Surface Arm (each) - Gr B	298	Solid Surface Arm (pair) - Gr B	599
21" & 24" Under-seat Splashguard	55	Solid Surface Arm (each) - Gr C	315	Solid Surface Arm (pair) - Gr C	630
Removeable Seat Covers	83	Beech/Palette Wood Arm (each)	101	Beech/Palette Wood Arm (per pair)	200
Removable Back Covers	55				
Non-Marring Glide	16				

See **page 96** for color selection.

**Patient backs** are available on multiple units, please change the model number FAE2-PCG to FAE2-PCP, and add the following upcharges per back:

	Grade 1	Grade 2	Grade 3	Grade 4	Grade 5	Grade 6	Grade 7	Grade 8	Grade 9
21" Chairs	59	69	83	106	128	153	175	200	246
24" Chairs	63	76	87	111	135	158	182	204	252


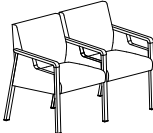
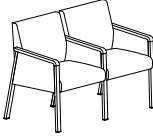

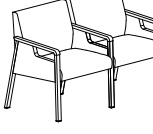
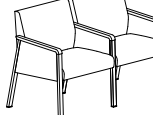
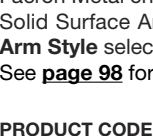


### WEIGHT CAPACITIES

Faeron Metal weight capacities are as follows:  
Guest & Patient Chairs (21" & 24") - 500 lbs

### FEATURES:

For a complete list of features see **page 9**.

# FAERON METAL | MULTIPLE SEATING - PRECONFIGURED UNITS

DESCRIPTION/MODEL	COM		COL		FABRIC GRADES				LEATHER	
	1	2	3	4	5	6	7	8	9	
	2 Seat - 21" Open Polymer Arm Pre-configured Unit, Guest Backs, Silver Metallic Frame									
	FAE2M-PCG21X2OPAS	1662	1744	1825	1985	2147	2308	2469	2630	2953
	2 Seat - 21" Open Polymer Arm Pre-configured Unit, Guest Backs, Brushed Nickel Frame									
	FAE2M-PCG21X2OPAN	1933	2012	2094	2255	2418	2577	2739	2902	3222
	2 Seat - 21" Semi Closed Polymer Arm Pre-configured Unit, Guest Backs, Silver Metallic Frame									
	FAE2M-PCG21X2SPAS	2229	2338	2450	2671	2893	3115	3336	3559	4001
	2 Seat - 21" Semi Closed Polymer Arm Pre-configured Unit, Guest Backs, Brushed Nickel Frame									
	FAE2M-PCG21X2SPAN	2497	2608	2719	2940	3164	3384	3606	3828	4272
	2 Seat - 21" Closed Polymer Arm Pre-configured Unit, Guest Backs, Silver Metallic Frame									
	FAE2M-PCG21X2CPAS	2249	2360	2472	2693	2915	3137	3358	3580	4024
	2 Seat - 21" Closed Polymer Arm Pre-configured Unit, Guest Backs, Brushed Nickel Frame									
	FAE2M-PCG21X2CPAN	2519	2630	2741	2962	3185	3405	3627	3848	4293
	2 Seat - 24" Open Polymer Arm Pre-configured Unit, Guest Backs, Silver Metallic Frame									
	FAE2M-PCG24X2OPAS	1819	1899	1981	2143	2303	2465	2627	2787	3110
	2 Seat - 24" Open Polymer Arm Pre-configured Unit, Guest Backs, Brushed Nickel Frame									
	FAE2M-PCG24X2OPAN	2089	2170	2252	2411	2572	2735	2895	3056	3379
	2 Seat - 24" Semi Closed Polymer Arm Pre-configured Unit, Guest Backs, Silver Metallic Frame									
	FAE2M-PCG24X2SPAS	2384	2495	2605	2827	3050	3273	3492	3716	4159
	2 Seat - 24" Semi Closed Polymer Arm Pre-configured Unit, Guest Backs, Brushed Nickel Frame									
	FAE2M-PCG24X2SPAN	2654	2766	2876	3098	3320	3541	3763	3985	4427
	2 Seat - 24" Closed Polymer Arm Pre-configured Unit, Guest Backs, Silver Metallic Frame									
	FAE2M-PCG24X2CPAS	2407	2517	2628	2849	3073	3294	3515	3738	4181
	2 Seat - 24" Closed Polymer Arm Pre-configured Unit, Guest Backs, Brushed Nickel Frame									
	FAE2M-PCG24X2CPAN	2676	2787	2897	3121	3343	3564	3786	4008	4450

## ORDERING NOTES:

Faeron Metal chairs can also be specified with a Wood Arm (WA) or a Solid Surface Arm (SA), replace "PA" in the model number with the **Arm Style** selection below and add the upcharge listed. See [page 98](#) for color selection.

## Arm Style Option Upcharges

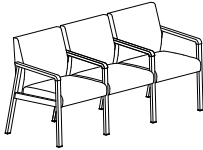
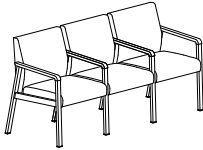
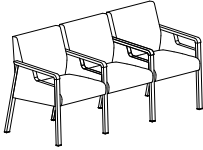
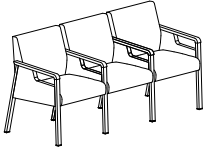
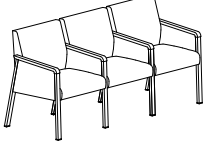
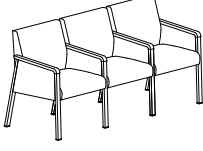
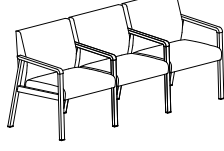
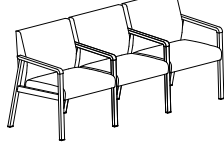
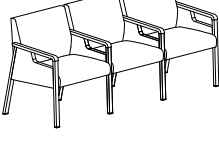
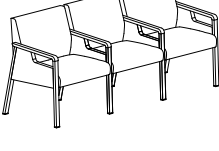
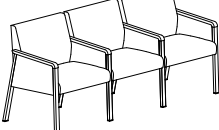
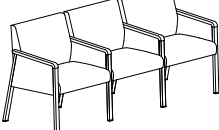
## \$ List

Solid Surface Arm (per pair) - Gr A White	531
Solid Surface Arm (per pair) - Gr A Color	555
Solid Surface Arm (per pair) - Gr B	599
Solid Surface Arm (per pair) - Gr C	630
Beech/Palette Wood Arm (per pair)	200

## PRODUCT CODE KEY

Line	Series	Chair Type	Back Type	Size	Arm Type	Arm Style	Metal Finish
FAE	2M	UC	G	21X2	O	PA	S
Faeron	Chair	Pre-configured Multiple Unit	Guest		Open Arm	Polymer Arm	Silver Metallic
			P	24X2	S	WA	N
			Patient		Semi Closed Arm	Wood Arm	Brushed Nickel
				21X3	C	SA	
					Closed Arm	Solid Surface Arm	
				24X3			

# FAERON METAL | MULTIPLE SEATING - PRECONFIGURED UNITS

DESCRIPTION/MODEL	COM		COL	FABRIC GRADES			LEATHER		
	1	2	3	4	5	6	7	8	9
	3 Seat - 21" Open Polymer Arm Pre-configured Unit, Guest Backs, Silver Metallic Frame								
	FAE2M-PCG21X3OPAS	2371	2493	2613	2856	3098	3339	3580	3821
	3 Seat - 21" Open Polymer Arm Pre-configured Unit, Guest Backs, Brushed Nickel Frame								
	FAE2M-PCG21X3OPAN	2730	2852	2972	3214	3456	3698	3940	4183
	3 Seat - 21" Semi Closed Polymer Arm Pre-configured Unit, Guest Backs, Silver Metallic Frame								
	FAE2M-PCG21X3SPAS	3140	3302	3462	3786	4108	4429	4753	5075
	3 Seat - 21" Semi Closed Polymer Arm Pre-configured Unit, Guest Backs, Brushed Nickel Frame								
	FAE2M-PCG21X3SPAN	3499	3661	3820	4145	4468	4789	5112	5435
	3 Seat - 21" Closed Polymer Arm Pre-configured Unit, Guest Backs, Silver Metallic Frame								
	FAE2M-PCG21X3CPAS	3173	3333	3495	3817	4140	4464	4786	5107
	3 Seat - 21" Closed Polymer Arm Pre-configured Unit, Guest Backs, Brushed Nickel Frame								
	FAE2M-PCG21X3CPAN	3532	3694	3855	4177	4500	4822	5145	5466
	3 Seat - 24" Open Polymer Arm Pre-configured Unit, Guest Backs, Silver Metallic Frame								
	FAE2M-PCG24X3OPAS	2555	2634	2754	2997	3237	3480	3722	3964
	3 Seat - 24" Open Polymer Arm Pre-configured Unit, Guest Backs, Brushed Nickel Frame								
	FAE2M-PCG24X3OPAN	2914	2992	3114	3356	3597	3840	4081	4325
	3 Seat - 24" Semi Closed Polymer Arm Pre-configured Unit, Guest Backs, Silver Metallic Frame								
	FAE2M-PCG24X3SPAS	3324	3443	3603	3927	4249	4572	4894	5216
	3 Seat - 24" Semi Closed Polymer Arm Pre-configured Unit, Guest Backs, Brushed Nickel Frame								
	FAE2M-PCG24X3SPAN	3683	3802	3964	4285	4609	4931	5254	5575
	3 Seat - 24" Closed Polymer Arm Pre-configured Unit, Guest Backs, Silver Metallic Frame								
	FAE2M-PCG24X3CPAS	3357	3475	3636	3959	4282	4604	4927	5250
	3 Seat - 24" Closed Polymer Arm Pre-configured Unit, Guest Backs, Brushed Nickel Frame								
	FAE2M-PCG24X3CPAN	3717	3835	3997	4319	4643	4963	5285	5609

## ORDERING NOTES:

Faeron Metal chairs can also be specified with a Wood Arm (WA) or a Solid Surface Arm (SA), replace "PA" in the model number with the **Arm Style** selection below and add the upcharge listed.

See [page 98](#) for color selection.

## Arm Style Option Upcharges

## \$ List

Solid Surface Arm (per pair) - Gr A White	531
Solid Surface Arm (per pair) - Gr A Color	555
Solid Surface Arm (per pair) - Gr B	599
Solid Surface Arm (per pair) - Gr C	630
Beech/Palette Wood Arm (per pair)	200

## PRODUCT CODE KEY

Line	Series	Chair Type	Back Type	Size	Arm Type	Arm Style	Metal Finish
<div>FAE</div> Faeron	<div>2M</div> Chair	<div>PC</div> Pre-configured Multiple Unit	<div>G</div> Guest	<div>21X2</div>	<div>O</div> Open Arm	<div>PA</div> Polymer Arm	<div>S</div> Silver Metallic
			<div>P</div> Patient	<div>24X2</div>	<div>S</div> Semi Closed Arm	<div>WA</div> Wood Arm	<div>N</div> Brushed Nickel
				<div>21X3</div>	<div>C</div> Closed Arm	<div>SA</div> Solid Surface Arm	
				<div>24X3</div>			

# FAERON METAL | MULTIPLE SEATING - START, CENTER & END UNITS

## DIMENSIONS & COM REQUIREMENTS

### FAERON METAL MULTIPLE START UNITS

	Overall Width	Overall Depth	Overall Height	Seat Height	Height of Arms from Floor	Width Between Arms	Seat Depth	Shipping Weight	Cube	COM Seat & Back Yardage	COM Fabric Seat Yardage	COM Fabric Back Yardage	COM Fabric Closed Arm Panel (Pair) Yardage
SG21	25	26.3	34.5	19	25	21	19.5	56	14	1.6	0.9	1.4	0.96
SP21	25	26.3	45	19	25	21	19.5	61	17	2.0	0.9	2.0	0.96
SG24	28	26.3	34.5	19	25	24	19.5	60	19	1.6	0.9	1.4	0.96
SP24	28	26.3	45	19	25	24	19.5	65	22	2.0	0.9	2.0	0.96
SG30	34	26.3	34.5	19	25	30	19.5	66	20	2.3	0.9	1.4	0.96
SP30	34	26.3	45	19	25	30	19.5	76	28	3.0	0.9	2.0	0.96
SG44	48	26.3	34.5	19	25	44	19.5	83	28	2.9	0.9	1.6	0.96

### FAERON METAL MULTIPLE CENTER UNITS

	Overall Width	Overall Depth	Overall Height	Seat Height	Height of Arms from Floor	Width Between Arms	Seat Depth	Shipping Weight	Cube	COM Seat & Back Yardage	COM Fabric Seat Yardage	COM Fabric Back Yardage	COM Fabric Closed Arm Panel Yardage
CG21	23	26.3	34.5	19	25	21	19.5	46	14	1.6	0.9	1.4	0.48
CP21	23	26.3	45	19	25	21	19.5	51	17	2.0	0.9	2.0	0.48
CG24	26	26.3	34.5	19	25	24	19.5	50	19	1.6	0.9	1.4	0.48
CP24	26	26.3	45	19	25	24	19.5	55	22	2.0	0.9	2.0	0.48
CG30	32	26.3	34.5	19	25	30	19.5	56	20	2.3	0.9	1.4	0.48
CP30	32	26.3	45	19	25	30	19.5	66	28	3.0	0.9	2.0	0.48
CG44	46	26.3	34.5	19	25	44	19.5	73	28	2.9	0.9	1.6	0.48

### FAERON METAL MULTIPLE END UNITS

	Overall Width	Overall Depth	Overall Height	Seat Height	Height of Arms from Floor	Width Between Arms	Seat Depth	Shipping Weight	Cube	COM Seat & Back Yardage	COM Fabric Seat Yardage	COM Fabric Back Yardage	COM Fabric Closed Arm Panel Yardage
EG21	23	26.3	34.5	19	25	21	19.5	46	14	1.6	0.9	1.4	0.48
EP21	23	26.3	45	19	25	21	19.5	51	17	2.0	0.9	2.0	0.48
EG24	26	26.3	34.5	19	25	24	19.5	50	19	1.6	0.9	1.4	0.48
EP24	26	26.3	45	19	25	24	19.5	55	22	2.0	0.9	2.0	0.48
EG30	32	26.3	34.5	19	25	30	19.5	56	20	2.3	0.9	1.4	0.48
EP30	32	26.3	45	19	25	30	19.5	66	28	3.0	0.9	2.0	0.48
EG44	46	26.3	34.5	19	25	44	19.5	73	28	2.9	0.9	1.6	0.48

## ORDERING NOTES:

A drawing showing the configuration of the multiple seating and tables is required with each purchase order.

**Combination upholstery** (more than one upholstery cover within the same unit) is an option on all Faeron Metal upholstered products. When combination upholstery is with upholstery of the same grade or COM, an upcharge for dual fabrics is **\$31 list** per unit and **\$60 list** per unit for three fabrics. When graded in combination upholstery is selected, use the highest grade upholstery selected or contact Customer Service for a quote -please provide the fabrics specified and a description of where each fabric is to be applied on the product in order to obtain a quote.

Faeron Option Upcharges	\$ List		\$ List		\$ List
CAL 133 & Moisture Barrier (per yard)	60	Solid Surface Arm (each) - Gr A White	267	Solid Surface Arm (pair) - Gr A White	531
Ganging Bracket	55	Solid Surface Arm (each) - Gr A Color	278	Solid Surface Arm (pair) - Gr A Color	555
Kinetic Back (not available for Plus)	112	Solid Surface Arm (each) - Gr B	298	Solid Surface Arm (pair) - Gr B	599
21" & 24" Under-seat Splashguard	55	Solid Surface Arm (each) - Gr C	315	Solid Surface Arm (pair) - Gr C	630
30" Under-seat Splashguard	67	Removeable Seat Covers	83	Beech/Palette Wood Arm (each)	101
44" Under-seat Splashguard	84	Removable Back Covers	55	Beech/Palette Wood Arm (per pair)	200
Non-Marring Glide	16			See <a href="#">page 98</a> for color selection.	

**Patient backs** are available on multiple units, please change the model number FAE2M-SG to FAE2M-SP and add the following upcharges per back:

	Grade 1	Grade 2	Grade 3	Grade 4	Grade 5	Grade 6	Grade 7	Grade 8	Grade 9
21" Chairs	59	69	83	106	128	153	175	200	246
24" Chairs	63	76	87	111	135	158	182	204	252
30" Chairs	77	89	102	125	148	172	195	218	265

## WEIGHT CAPACITIES

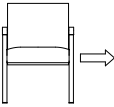
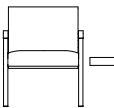
Faeron Metal weight capacities are as follows:

Guest & Patient Chairs (21" & 24") - 500 lbs

## FEATURES:

For a complete list of features see [Page 9](#).

# FAERON METAL | MULTIPLE SEATING - START, CENTER & END UNITS

DESCRIPTION/MODEL		COM	FABRIC GRADES					LEATHER		
		1	2	3	4	5	6	7	8	9
	21" Open Polymer Arm Start Unit, Guest Back, Silver Metallic Frame FAE2M-SG21OPAS	941	983	1019	1102	1181	1263	1344	1425	1585
	21" Open Polymer Arm Start Unit, Guest Back, Brushed Nickel Frame FAE2M-SG21OPAN	1121	1162	1202	1281	1361	1443	1524	1605	1765
	21" Semi Closed Polymer Arm Start Unit, Guest Back, Silver Metallic Frame FAE2M-SG21SPAS	1302	1361	1422	1543	1664	1785	1907	2027	2270
	21" Semi Closed Polymer Arm Start Unit, Guest Back, Brushed Nickel Frame FAE2M-SG21SPAN	1481	1541	1603	1723	1844	1965	2086	2207	2450
	21" Closed Polymer Arm Start Unit, Guest Back, Silver Metallic Frame FAE2M-SG21CPAS	1312	1373	1432	1553	1675	1796	1917	2037	2281
	21" Closed Polymer Arm Start Unit, Guest Back, Brushed Nickel Frame FAE2M-SG21CPAN	1493	1551	1613	1735	1855	1977	2099	2218	2461
	24" Open Polymer Arm Start Unit, Guest Back, Silver Metallic Frame FAE2M-SG24OPAS	1013	1054	1094	1175	1257	1335	1417	1497	1659
	24" Open Polymer Arm Start Unit, Guest Back, Brushed Nickel Frame FAE2M-SG24OPAN	1192	1234	1274	1355	1434	1516	1595	1676	1838
	24" Semi Closed Polymer Arm Start Unit, Guest Back, Silver Metallic Frame FAE2M-SG24SPAS	1374	1433	1495	1617	1737	1858	1980	2101	2341
	24" Semi Closed Polymer Arm Start Unit, Guest Back, Brushed Nickel Frame FAE2M-SG24SPAN	1552	1614	1674	1796	1916	2036	2159	2280	2521
	24" Closed Polymer Arm Start Unit, Guest Back, Silver Metallic Frame FAE2M-SG24CPAS	1385	1445	1505	1627	1748	1869	1990	2110	2352
	24" Closed Polymer Arm Start Unit, Guest Back, Brushed Nickel Frame FAE2M-SG24CPAN	1565	1625	1685	1806	1928	2049	2170	2289	2532

## ORDERING NOTES:

Faeron Metal chairs can also be specified with a Wood Arm (WA) or a Solid Surface Arm (SA), replace "PA" in the model number with the **Arm Style** selection below and add the upcharge listed. See [page 98](#) for color selection.

## Arm Style Option Upcharges

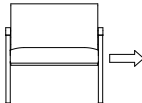
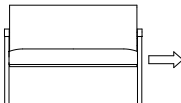
## \$ List

Solid Surface Arm (per pair) - Gr A White	531
Solid Surface Arm (per pair) - Gr A Color	555
Solid Surface Arm (per pair) - Gr B	599
Solid Surface Arm (per pair) - Gr C	630
Beech/Palette Wood Arm (per pair)	200

## PRODUCT CODE KEY

Line	Series	Chair Type	Back Type	Size	Arm Type	Arm Style	Metal Finish
FAE	2M	S	G	21	O	PA	S
Faeron	Chair	Start Unit Multiple Seating	Guest		Open Arm	Polymer Arm	Silver Metallic
		C	P	24	S	WA	N
		Center Unit Multiple Seating	Patient		Semi Closed Arm	Wood Arm	Brushed Nickel
				30	C	SA	
					Closed Arm	Solid Surface Arm	
		E		44			
		End Unit Multiple Seating					

# FAERON METAL | MULTIPLE SEATING - START, CENTER & END UNITS

DESCRIPTION/MODEL		COM		COL	FABRIC GRADES			LEATHER		
		1	2	3	4	5	6	7	8	9
	30" Open Polymer Arm Start Unit, Guest Back, Silver Metallic Frame FAE2M-SG30OPAS	1165	1222	1279	1397	1513	1629	1744	1859	2092
	30" Open Polymer Arm Start Unit, Guest Back, Brushed Nickel Frame FAE2M-SG30OPAN	1344	1401	1458	1575	1692	1807	1923	2038	2272
	30" Semi Closed Polymer Arm Start Unit, Guest Back, Silver Metallic Frame FAE2M-SG30SPAS	1525	1604	1680	1838	1992	2150	2306	2463	2774
	30" Semi Closed Polymer Arm Start Unit, Guest Back, Brushed Nickel Frame FAE2M-SG30SPAN	1705	1783	1860	2017	2173	2330	2485	2642	2956
	30" Closed Polymer Arm Start Unit, Guest Back, Silver Metallic Frame FAE2M-SG30CPAS	1537	1614	1692	1847	2005	2161	2317	2473	2786
	30" Closed Polymer Arm Start Unit, Guest Back, Brushed Nickel Frame FAE2M-SG30CPAN	1716	1793	1871	2028	2185	2341	2496	2653	2965
	44" Open Polymer Arm Start Unit, Guest Back, Silver Metallic Frame FAE2M-SG44OPAS	1444	1517	1590	1736	1883	2028	2174	2322	2613
	44" Open Polymer Arm Start Unit, Guest Back, Brushed Nickel Frame FAE2M-SG44OPAN	1623	1696	1770	1915	2062	2209	2353	2501	2792
	44" Semi Closed Polymer Arm Start Unit, Guest Back, Silver Metallic Frame FAE2M-SG44SPAS	1804	1897	1990	2176	2363	2549	2736	2921	3297
	44" Semi Closed Polymer Arm Start Unit, Guest Back, Brushed Nickel Frame FAE2M-SG44SPAN	1984	2078	2171	2356	2544	2730	2916	3102	3476
	44" Closed Polymer Arm Start Unit, Guest Back, Silver Metallic Frame FAE2M-SG44CPAS	1815	1909	2003	2188	2375	2561	2746	2933	3307
	44" Closed Polymer Arm Start Unit, Guest Back, Brushed Nickel Frame FAE2M-SG44CPAN	1994	2089	2183	2369	2555	2741	2928	3114	3488

## ORDERING NOTES:

Faeron Metal chairs can also be specified with a Wood Arm (WA) or a Solid Surface Arm (SA), replace "PA" in the model number with the **Arm Style** selection below and add the upcharge listed. See [page 98](#) for color selection.

## Arm Style Option Upcharges

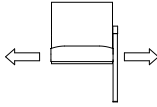

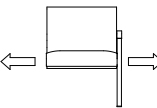

## \$ List

Solid Surface Arm (per pair) - Gr A White	531
Solid Surface Arm (per pair) - Gr A Color	555
Solid Surface Arm (per pair) - Gr B	599
Solid Surface Arm (per pair) - Gr C	630
Beech/Palette Wood Arm (per pair)	200

## PRODUCT CODE KEY

Line	Series	Chair Type	Back Type	Size	Arm Type	Arm Style	Metal Finish
FAE	2M	S	G	21	O	PA	S
Faeron	Chair	Start Unit Multiple Seating	Guest		Open Arm	Polymer Arm	Silver Metallic
		C	P	24	S	WA	N
		Center Unit Multiple Seating	Patient		Semi Closed Arm	Wood Arm	Brushed Nickel
		E		30	C	SA	
		End Unit Multiple Seating			Closed Arm	Solid Surface Arm	
				44			

# FAERON METAL | MULTIPLE SEATING - START, CENTER & END UNITS

DESCRIPTION/MODEL		COM 1	2	COL 3	FABRIC GRADES			LEATHER 8	9
					4	5	6	7	
	Center	21" Open Polymer Arm Center Unit, Guest Back, Silver Metallic Frame FAE2M-CG21OPAS							
		890	930	970	1052	1132	1212	1293	1374 1535
		21" Open Polymer Arm Center Unit, Guest Back, Brushed Nickel Frame FAE2M-CG21OPAN							
		981	1018	1059	1141	1222	1303	1383	1465 1625
		21" Semi Closed Polymer Arm Center Unit, Guest Back, Silver Metallic Frame FAE2M-CG21SPAS							
		1094	1144	1195	1296	1398	1497	1596	1699 1899
		21" Semi Closed Polymer Arm Center Unit, Guest Back, Brushed Nickel Frame FAE2M-CG21SPAN							
		1184	1234	1285	1386	1486	1586	1687	1789 1990
		21" Closed Polymer Arm Center Unit, Guest Back, Silver Metallic Frame FAE2M-CG21CPAS							
		1105	1155	1206	1307	1408	1507	1608	1709 1911
		21" Closed Polymer Arm Center Unit, Guest Back, Brushed Nickel Frame FAE2M-CG21CPAN							
		1195	1246	1296	1398	1497	1596	1699	1799 2003
		24" Open Polymer Arm Center Unit, Guest Back, Silver Metallic Frame FAE2M-CG24OPAS							
		962	1003	1042	1125	1204	1285	1365	1446 1607
		24" Open Polymer Arm Center Unit, Guest Back, Brushed Nickel Frame FAE2M-CG24OPAN							
		1053	1092	1133	1213	1294	1375	1454	1537 1697
		24" Semi Closed Polymer Arm Center Unit, Guest Back, Silver Metallic Frame FAE2M-CG24SPAS							
		1167	1217	1266	1368	1470	1570	1672	1771 1971
		24" Semi Closed Polymer Arm Center Unit, Guest Back, Brushed Nickel Frame FAE2M-CG24SPAN							
		1257	1307	1357	1457	1559	1661	1760	1861 2062
		24" Closed Polymer Arm Center Unit, Guest Back, Silver Metallic Frame FAE2M-CG24CPAS							
		1178	1227	1278	1379	1480	1581	1682	1783 1983
		24" Closed Polymer Arm Center Unit, Guest Back, Brushed Nickel Frame FAE2M-CG24CPAN							
		1266	1318	1368	1470	1570	1672	1771	1872 2074

## ORDERING NOTES:

Faeron Metal chairs can also be specified with a Wood Arm (WA) or a Solid Surface Arm (SA), replace "PA" in the model number with the Arm Style selection below and add the upcharge listed.  
See [page 98](#) for color selection.

## Arm Style Option Upcharges

## \$ List

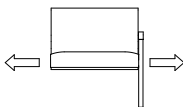
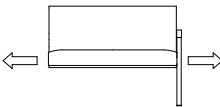
Solid Surface Arm (each) - Gr A White	267
Solid Surface Arm (each) - Gr A Color	278
Solid Surface Arm (each) - Gr B	298
Solid Surface Arm (each) - Gr C	315
Beech/Palette Wood Arm (each)	101

## PRODUCT CODE KEY

Line	Series	Chair Type	Back Type	Size	Arm Type	Arm Style	Metal Finish
FAE	2M	S	G	21	O	PA	S
Faeron	Chair	Start Unit Multiple Seating	Guest		Open Arm	Polymer Arm	Silver Metallic
		C	P	24	S	WA	N
		Center Unit Multiple Seating	Patient		Semi Closed Arm	Wood Arm	Brushed Nickel
		E		30	C	SA	
		End Unit Multiple Seating			Closed Arm	Solid Surface Arm	
				44			



# FAERON METAL | MULTIPLE SEATING - START, CENTER & END UNITS

DESCRIPTION/MODEL		COM		COL		FABRIC GRADES			LEATHER	
		1	2	3	4	5	6	7	8	9
	30" Open Polymer Arm Center Unit, Guest Back, Silver Metallic Frame FAE2M-CG30OPAS	1113	1171	1229	1345	1459	1576	1693	1809	2039
	30" Open Polymer Arm Center Unit, Guest Back, Brushed Nickel Frame FAE2M-CG30OPAN	1203	1261	1319	1434	1550	1666	1783	1898	2130
	30" Semi Closed Polymer Arm Center Unit, Guest Back, Silver Metallic Frame FAE2M-CG30SPAS	1317	1386	1453	1590	1726	1861	1997	2132	2407
	30" Semi Closed Polymer Arm Center Unit, Guest Back, Brushed Nickel Frame FAE2M-CG30SPAN	1406	1475	1543	1679	1815	1952	2087	2224	2496
	30" Closed Polymer Arm Center Unit, Guest Back, Silver Metallic Frame FAE2M-CG30CPAS	1328	1398	1465	1599	1737	1872	2009	2144	2419
	30" Closed Polymer Arm Center Unit, Guest Back, Brushed Nickel Frame FAE2M-CG30CPAN	1418	1486	1553	1691	1826	1963	2100	2234	2507
	44" Open Polymer Arm Center Unit, Guest Back, Silver Metallic Frame FAE2M-CG44OPAS	1393	1466	1540	1685	1831	1979	2123	2270	2562
	44" Open Polymer Arm Center Unit, Guest Back, Brushed Nickel Frame FAE2M-CG44OPAN	1482	1555	1629	1774	1921	2067	2213	2359	2652
	44" Semi Closed Polymer Arm Center Unit, Guest Back, Silver Metallic Frame FAE2M-CG44SPAS	1596	1679	1762	1930	2097	2261	2428	2594	2928
	44" Semi Closed Polymer Arm Center Unit, Guest Back, Brushed Nickel Frame FAE2M-CG44SPAN	1687	1770	1853	2020	2187	2352	2518	2685	3017
	44" Closed Polymer Arm Center Unit, Guest Back, Silver Metallic Frame FAE2M-CG44CPAS	1608	1691	1773	1940	2107	2273	2440	2605	2938
	44" Closed Polymer Arm Center Unit, Guest Back, Brushed Nickel Frame FAE2M-CG44CPAN	1699	1782	1864	2031	2198	2363	2528	2696	3029

## ORDERING NOTES:

Faeron Metal chairs can also be specified with a Wood Arm (WA) or a Solid Surface Arm (SA), replace "PA" in the model number with the **Arm Style** selection below and add the upcharge listed.  
See [page 98](#) for color selection.

## Arm Style Option Upcharges

## \$ List

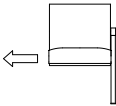
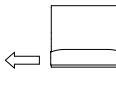
Solid Surface Arm (each) - Gr A White	267
Solid Surface Arm (each) - Gr A Color	278
Solid Surface Arm (each) - Gr B	298
Solid Surface Arm (each) - Gr C	315
Beech/Palette Wood Arm (each)	101

## PRODUCT CODE KEY

Line	Series	Chair Type	Back Type	Size	Arm Type	Arm Style	Metal Finish
<b>FAE</b> Faeron	<b>2M</b> Chair	<b>S</b> Start Unit Multiple Seating	<b>G</b> Guest	<b>21</b>	<b>O</b> Open Arm	<b>PA</b> Polymer Arm	<b>S</b> Silver Metallic
		<b>C</b> Center Unit Multiple Seating	<b>P</b> Patient	<b>24</b>	<b>S</b> Semi Closed Arm	<b>WA</b> Wood Arm	<b>N</b> Brushed Nickel
		<b>E</b> End Unit Multiple Seating		<b>30</b>	<b>C</b> Closed Arm	<b>SA</b> Solid Surface Arm	
				<b>44</b>			



# FAERON METAL | MULTIPLE SEATING - START, CENTER & END UNITS

DESCRIPTION/MODEL		COM	FABRIC GRADES					LEATHER		
		1	2	3	4	5	6	7	8	9
	21" Open Polymer Arm End Unit, Guest Back, Silver Metallic Frame FAE2M-EG21OPAS	890	930	970	1052	1132	1212	1293	1374	1535
	21" Open Polymer Arm End Unit, Guest Back, Brushed Nickel Frame FAE2M-EG21OPAN	981	1018	1059	1141	1222	1303	1383	1465	1625
	21" Semi Closed Polymer Arm End Unit, Guest Back, Silver Metallic Frame FAE2M-EG21SPAS	1094	1144	1195	1296	1398	1497	1596	1699	1899
	21" Semi Closed Polymer Arm End Unit, Guest Back, Brushed Nickel Frame FAE2M-EG21SPAN	1184	1234	1285	1386	1486	1586	1687	1789	1990
	21" Closed Polymer Arm End Unit, Guest Back, Silver Metallic Frame FAE2M-EG21CPAS	1105	1155	1206	1307	1408	1507	1608	1709	1911
	21" Closed Polymer Arm End Unit, Guest Back, Brushed Nickel Frame FAE2M-EG21CPAN	1195	1246	1296	1398	1497	1596	1699	1799	2003
	24" Open Polymer Arm End Unit, Guest Back, Silver Metallic Frame FAE2M-EG24OPAS	962	1003	1042	1125	1204	1285	1365	1446	1607
	24" Open Polymer Arm End Unit, Guest Back, Brushed Nickel Frame FAE2M-EG24OPAN	1053	1092	1133	1213	1294	1375	1454	1537	1697
	24" Semi Closed Polymer Arm End Unit, Guest Back, Silver Metallic Frame FAE2M-EG24SPAS	1167	1217	1266	1368	1470	1570	1672	1771	1971
	24" Semi Closed Polymer Arm End Unit, Guest Back, Brushed Nickel Frame FAE2M-EG24SPAN	1257	1307	1357	1457	1559	1661	1760	1861	2062
	24" Closed Polymer Arm End Unit, Guest Back, Silver Metallic Frame FAE2M-EG24CPAS	1178	1227	1278	1379	1480	1581	1682	1783	1983
	24" Closed Polymer Arm End Unit, Guest Back, Brushed Nickel Frame FAE2M-EG24CPAN	1266	1318	1368	1470	1570	1672	1771	1872	2074

## ORDERING NOTES:

Faeron Metal chairs can also be specified with a Wood Arm (WA) or a Solid Surface Arm (SA), replace "PA" in the model number with the **Arm Style** selection below and add the upcharge listed. See [page 98](#) for color selection.

## Arm Style Option Upcharges

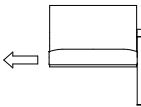
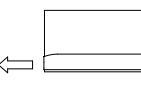
## \$ List

Solid Surface Arm (each) - Gr A White	267
Solid Surface Arm (each) - Gr A Color	278
Solid Surface Arm (each) - Gr B	298
Solid Surface Arm (each) - Gr C	315
Beech/Palette Wood Arm (each)	101

## PRODUCT CODE KEY

Line	Series	Chair Type	Back Type	Size	Arm Type	Arm Style	Metal Finish
FAE Faeron	2M Chair	S Start Unit Multiple Seating	G Guest	21	O Open Arm	PA Polymer Arm	S Silver Metallic
		C Center Unit Multiple Seating	P Patient	24	S Semi Closed Arm	WA Wood Arm	N Brushed Nickel
		E End Unit Multiple Seating		30	C Closed Arm	SA Solid Surface Arm	
				44			

# FAERON METAL | MULTIPLE SEATING - START, CENTER & END UNITS

DESCRIPTION/MODEL		COM 1	2	COL 3	FABRIC GRADES		7	LEATHER 8	9	
<div>End</div> 	30" Open Polymer Arm End Unit, Guest Back, Silver Metallic Frame FAE2M-EG30OPAS	1113	1171	1229	1345	1459	1576	1693	1809	2039
	30" Open Polymer Arm End Unit, Guest Back, Brushed Nickel Frame FAE2M-EG30OPAN	1203	1261	1319	1434	1550	1666	1783	1898	2130
	30" Semi Closed Polymer Arm End Unit, Guest Back, Silver Metallic Frame FAE2M-EG30SPAS	1317	1386	1453	1590	1726	1861	1997	2132	2407
	30" Semi Closed Polymer Arm End Unit, Guest Back, Brushed Nickel Frame FAE2M-EG30SPAN	1406	1475	1543	1679	1815	1952	2087	2224	2496
	30" Closed Polymer Arm End Unit, Guest Back, Silver Metallic Frame FAE2M-EG30CPAS	1328	1398	1465	1599	1737	1872	2009	2144	2419
	30" Closed Polymer Arm End Unit, Guest Back, Brushed Nickel Frame FAE2M-EG30CPAN	1418	1486	1553	1691	1826	1963	2100	2234	2507
	44" Open Polymer Arm End Unit, Guest Back, Silver Metallic Frame FAE2M-EG44OPAS	1393	1466	1540	1685	1831	1979	2123	2270	2562
	44" Open Polymer Arm End Unit, Guest Back, Brushed Nickel Frame FAE2M-EG44OPAN	1482	1555	1629	1774	1921	2067	2213	2359	2652
	44" Semi Closed Polymer Arm End Unit, Guest Back, Silver Metallic Frame FAE2M-EG44SPAS	1596	1679	1762	1930	2097	2261	2428	2594	2928
	44" Semi Closed Polymer Arm End Unit, Guest Back, Brushed Nickel Frame FAE2M-EG44SPAN	1687	1770	1853	2020	2187	2352	2518	2685	3017
	44" Closed Polymer Arm End Unit, Guest Back, Silver Metallic Frame FAE2M-EG44CPAS	1608	1691	1773	1940	2107	2273	2440	2605	2938
	44" Closed Polymer Arm End Unit, Guest Back, Brushed Nickel Frame FAE2M-EG44CPAN	1699	1782	1864	2031	2198	2363	2528	2696	3029

## ORDERING NOTES:

Faeron Metal chairs can also be specified with a Wood Arm (WA) or a Solid Surface Arm (SA), replace "PA" in the model number with the **Arm Style** selection below and add the upcharge listed.  
See [page 98](#) for color selection.

## Arm Style Option Upcharges

## \$ List

Solid Surface Arm (each) - Gr A White	267
Solid Surface Arm (each) - Gr A Color	278
Solid Surface Arm (each) - Gr B	298
Solid Surface Arm (each) - Gr C	315
Beech/Palette Wood Arm (each)	101

## PRODUCT CODE KEY

Line	Series	Chair Type	Back Type	Size	Arm Type	Arm Style	Metal Finish
FAE	2M	S	G	21	O	PA	S
Faeron	Chair	Start Unit Multiple Seating	Guest		Open Arm	Polymer Arm	Silver Metallic
		C	P	24	S	WA	N
		Center Unit Multiple Seating	Patient		Semi Closed Arm	Wood Arm	Brushed Nickel
		E		30	C	SA	
		End Unit Multiple Seating			Closed Arm	Solid Surface Arm	
				44			

# FAERON METAL | MULTIPLE SEATING - FREESPAN UNITS

## DIMENSIONS & COM REQUIREMENTS

### UNIT WITH NO CENTER ARM

	Overall Width	Overall Depth	Overall Height	Seat Height	Height of Arms from Floor	Width Between Arms	Seat Depth	Shipping Weight	Cube	COM Seat & Back Yardage	COM Fabric Seat Yardage	COM Fabric Back Yardage	COM Fabric Closed Arm Panel Yardage
PCFG21X2A	46.5	26.3	34.5	19	25.0	43.0	19.5	86	28	3.0	1.5	2.1	0.96
PCFP21X2A	46.5	26.3	45.0	19	25.0	43.0	19.5	96	37	3.8	1.5	3.0	0.96
PCFG21X3A	68.0	26.3	34.5	19	25.0	64.8	19.5	117	40	4.6	2.4	3.5	0.96
PCFP21X3A	68.0	26.3	45.0	19	25.0	64.8	19.5	132	54	5.8	2.4	5.0	0.96
PCFG24X2A	52.5	26.3	34.5	19	25.0	49.0	19.5	93	30	3.0	1.5	2.1	0.96
PCFP24X2A	52.5	26.3	45.0	19	25.0	49.0	19.5	103	42	3.8	1.5	3.0	0.96
PCFG24X3A	77.0	26.3	34.5	19	25.0	73.8	19.5	129	45	4.6	2.4	3.5	0.96
PCFP24X3A	77.0	26.3	45.0	19	25.0	73.8	19.5	144	61	5.8	2.4	5.0	0.96

### UNIT WITH CENTER ARM

	Overall Width	Overall Depth	Overall Height	Seat Height	Height of Arms from Floor	Width Between Arms	Seat Depth	Shipping Weight	Cube	COM Seat & Back Yardage	COM Fabric Seat Yardage	COM Fabric Back Yardage
PCFG21X2B	48.3	26.3	34.5	19	25.0	21.5	19.5	95	28	3.0	1.5	2.1
PCFP21X2B	48.3	26.3	45.0	19	25.0	21.5	19.5	105	38	3.8	1.5	3.0
PCFG21X3B	71.5	26.3	34.5	19	25.0	21.5	19.5	135	40	4.6	2.4	3.5
PCFP21X3B	71.5	26.3	45.0	19	25.0	21.5	19.5	150	56	5.8	2.4	5.0
PCFG24X2B	54.3	26.3	34.5	19	25.0	24.5	19.5	102	30	3.0	1.5	2.1
PCFP24X2B	54.3	26.3	45.0	19	25.0	24.5	19.5	112	43	3.8	1.5	3.0
PCFG24X3B	80.5	26.3	34.5	19	25.0	24.5	19.5	147	45	4.6	2.4	3.5
PCFP24X3B	80.5	26.3	45.0	19	25.0	24.5	19.5	162	63	5.8	2.4	5.0

### UNIT WITH CENTER ARM (CONTINUED), GUEST AND PATIENT BACKS

Unit With Center Arm (Continued)	COM Fabric Closed Arm Panels ( 2 Arms)	COM Fabric Closed Arm Panels ( 3 Arms)	COM Fabric Closed Arm Panels ( 4 Arms)
PCF21X2B	0.96	1.44	1.92
PCF21X3B	0.96	1.44	1.92
PCF24X2B	0.96	1.44	1.92
PCF24X3B	0.96	1.44	1.92

Note: Some vinyls, leathers & upholsteries are not suitable for application on Faeron Metal seating.

The approval process is as follows:

1. A sample of the COM must be provided to Krug Customer Service prior to or at the time of order.
2. The sample will be reviewed and the customer advised if the fabric is unsuitable.
3. The COM fabric or leather will be inspected when received at the factory, to identify any further concerns with its suitability.

### ORDERING NOTES:

**A drawing showing the configuration of the multiple seating and tables is required with each purchase order.**

**Combination upholstery** (more than one upholstery cover within the same unit) is an option on all Faeron Metal upholstered products. When combination upholstery is with upholstery of the same grade or COM, an upcharge for dual fabrics is **\$31 list** per unit and **\$60 list** per unit for three fabrics. When graded in combination upholstery is selected, use the highest grade upholstery selected or contact Customer Service for a quote -please provide the fabrics specified and a description of where each fabric is to be applied on the product in order to obtain a quote.

Faeron Option Upcharges	\$ List	\$ List	\$ List
CAL 133 & Moisture Barrier (per yard)	60	Solid Surface Arm (each) - Gr A White	267
Ganging Bracket	55	Solid Surface Arm (each) - Gr A Color	278
Kinetic Back (not available for Plus)	112	Solid Surface Arm (each) - Gr B	298
21" & 24" Under-seat Splashguard	55	Solid Surface Arm (each) - Gr C	315
Removeable Seat Covers	83	Beech/Palette Wood Arm (each)	101
Removeable Back Covers	55		
Non-Marring Glide	16		
		Solid Surface Arm (pair) - Gr A White	531
		Solid Surface Arm (pair) - Gr A Color	555
		Solid Surface Arm (pair) - Gr B	599
		Solid Surface Arm (pair) - Gr C	630
		Beech/Palette Wood Arm (per pair)	200

**Patient backs** are available on multiple units, please change the model number FAE2M-SG to FAE2M-SP and add the following upcharges per back:

	Grade 1	Grade 2	Grade 3	Grade 4	Grade 5	Grade 6	Grade 7	Grade 8	Grade 9
21" Chairs	59	69	83	106	128	153	175	200	246
24" Chairs	63	76	87	111	135	158	182	204	252
30" Chairs	77	89	102	125	148	172	195	218	265

### WEIGHT CAPACITIES

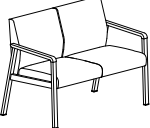
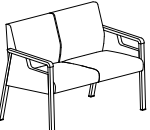
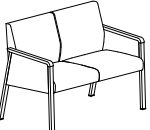
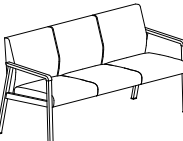
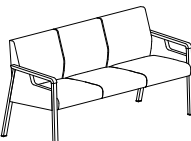

Faeron Metal weight capacities are as follows:

Guest & Patient Chairs (21" & 24") - 500 lbs

### FEATURES:

For a complete list of features see **Page 9**. See **page 98** for color selection.

# FAERON METAL | MULTIPLE SEATING - FREESPAN UNITS WITHOUT CENTER ARMS

DESCRIPTION/MODEL	COM		COL		FABRIC GRADES			LEATHER	
	1	2	3	4	5	6	7	8	9
	2 Seat - 21" Open Polymer Arm Pre-configured Unit, Guest Backs, Silver Metallic Frame FAE2M-PCFG21X2AOPAS 1563 1641 1722 1884 2046 2207 2369 2528 2852								
	2 Seat - 21" Open Polymer Arm Pre-configured Unit, Guest Backs, Brushed Nickel Frame FAE2M-PCFG21X2AOPAN 1742 1822 1903 2063 2225 2385 2548 2709 3032								
	2 Seat - 21" Semi Closed Polymer Arm Pre-configured Unit, Guest Backs, Silver Metallic Frame FAE2M-PCFG21X2ASPAS 1922 2024 2123 2326 2527 2728 2931 3131 3536								
	2 Seat - 21" Semi Closed Polymer Arm Pre-configured Unit, Guest Backs, Brushed Nickel Frame FAE2M-PCFG21X2ASPAN 2102 2202 2303 2505 2707 2909 3110 3311 3715								
	2 Seat - 21" Closed Polymer Arm Pre-configured Unit, Guest Backs, Silver Metallic Frame FAE2M-PCFG21X2ACPAS 1934 2034 2133 2336 2539 2740 2942 3142 3545								
	2 Seat - 21" Closed Polymer Arm Pre-configured Unit, Guest Backs, Brushed Nickel Frame FAE2M-PCFG21X2ACPAN 2113 2213 2314 2517 2718 2919 3122 3323 3724								
	3 Seat - 21" Open Polymer Arm Pre-configured Unit, Guest Backs, Silver Metallic Frame FAE2M-PCFG21X3AOPAS 2146 2265 2385 2629 2870 3114 3354 3597 4080								
	3 Seat - 21" Open Polymer Arm Pre-configured Unit, Guest Backs, Brushed Nickel Frame FAE2M-PCFG21X3AOPAN 2326 2447 2566 2810 3052 3294 3536 3777 4259								
	3 Seat - 21" Semi Closed Polymer Arm Pre-configured Unit, Guest Backs, Silver Metallic Frame FAE2M-PCFG21X3ASPAS 2505 2648 2789 3072 3352 3635 3917 4201 4765								
	3 Seat - 21" Semi Closed Polymer Arm Pre-configured Unit, Guest Backs, Brushed Nickel Frame FAE2M-PCFG21X3ASPAN 2686 2827 2966 3252 3532 3815 4097 4380 4945								
	3 Seat - 21" Closed Polymer Arm Pre-configured Unit, Guest Backs, Silver Metallic Frame FAE2M-PCFG21X3ACPAS 2517 2659 2798 3082 3363 3646 3929 4210 4774								
	3 Seat - 21" Closed Polymer Arm Pre-configured Unit, Guest Backs, Brushed Nickel Frame FAE2M-PCFG21X3ACPAN 2697 2838 2978 3262 3543 3827 4108 4392 4955								

## ORDERING NOTES:

Faeron Metal chairs can also be specified with a Wood Arm (WA) or a Solid Surface Arm (SA), replace "PA" in the model number with the **Arm Style** selection below and add the upcharge listed. See [page 98](#) for color selection.

## Arm Style Option Upcharges

## \$ List

Solid Surface Arm (per pair) - Gr A White	531
Solid Surface Arm (per pair) - Gr A Color	555
Solid Surface Arm (per pair) - Gr B	599
Solid Surface Arm (per pair) - Gr C	630
Beech/Palette Wood Arm (per pair)	200

## PRODUCT CODE KEY

Line	Series	Chair Type	Back Type	Size	Unit Style	Arm Type	Arm Style	Metal Finish
FAE	2M	PCF	G	21X2	A	O	PA	S
Faeron	Chair	Pre-Configured Freespan Multiple Unit	Guest		Unit with no Center Arm	Open Arm	Polymer Arm	Silver Metallic
			P	21X3	B	S	WA	N
			Patient		Unit with Center Arm	Semi Closed Arm	Wood Arm	Brushed Nickel
				24X2		C	SA	
						Closed Arm	Solid Surface Arm	
				24X3				

# FAERON METAL | MULTIPLE SEATING - FREESPAN UNITS WITHOUT CENTER ARMS

DESCRIPTION/MODEL	COM		COL		FABRIC GRADES			LEATHER	
	1	2	3	4	5	6	7	8	9
	2 Seat - 24" Open Polymer Arm Pre-configured Unit, Guest Backs, Silver Metallic Frame								
	FAE2M-PCFG24X2AOPAS	1700	1782	1860	2024	2185	2345	2505	2667 2989
	2 Seat - 24" Open Polymer Arm Pre-configured Unit, Guest Backs, Brushed Nickel Frame								
	FAE2M-PCFG24X2AOPAN	1881	1961	2039	2202	2363	2524	2686	2847 3170
	2 Seat - 24" Semi Closed Polymer Arm Pre-configured Unit, Guest Backs, Silver Metallic Frame								
	FAE2M-PCFG24X2ASPAS	2060	2161	2261	2464	2665	2867	3069	3270 3674
	2 Seat - 24" Semi Closed Polymer Arm Pre-configured Unit, Guest Backs, Brushed Nickel Frame								
	FAE2M-PCFG24X2ASPAN	2240	2341	2441	2643	2845	3047	3250	3449 3855
	2 Seat - 24" Closed Polymer Arm Pre-configured Unit, Guest Backs, Silver Metallic Frame								
	FAE2M-PCFG24X2ACPAS	2071	2172	2273	2474	2676	2879	3080	3281 3684
	2 Seat - 24" Closed Polymer Arm Pre-configured Unit, Guest Backs, Brushed Nickel Frame								
	FAE2M-PCFG24X2ACPAN	2252	2352	2452	2654	2857	3057	3260	3461 3864
	3 Seat - 24" Open Polymer Arm Pre-configured Unit, Guest Backs, Silver Metallic Frame								
	FAE2M-PCFG24X3AOPAS	2341	2464	2585	2825	3067	3309	3552	3794 4278
	3 Seat - 24" Open Polymer Arm Pre-configured Unit, Guest Backs, Brushed Nickel Frame								
	FAE2M-PCFG24X3AOPAN	2521	2643	2765	3006	3248	3490	3732	3975 4457
	3 Seat - 24" Semi Closed Polymer Arm Pre-configured Unit, Guest Backs, Silver Metallic Frame								
	FAE2M-PCFG24X3ASPAS	2702	2844	2986	3267	3549	3833	4115	4396 4961
	3 Seat - 24" Semi Closed Polymer Arm Pre-configured Unit, Guest Backs, Brushed Nickel Frame								
	FAE2M-PCFG24X3ASPAN	2882	3025	3165	3447	3730	4011	4295	4576 5140
	3 Seat - 24" Closed Polymer Arm Pre-configured Unit, Guest Backs, Silver Metallic Frame								
	FAE2M-PCFG24X3ACPAS	2714	2856	2997	3278	3561	3843	4125	4407 4973
	3 Seat - 24" Closed Polymer Arm Pre-configured Unit, Guest Backs, Brushed Nickel Frame								
	FAE2M-PCFG24X3ACPAN	2893	3034	3176	3458	3741	4023	4304	4588 5152

## ORDERING NOTES:

Faeron Metal chairs can also be specified with a Wood Arm (WA) or a Solid Surface Arm (SA), replace "PA" in the model number with the **Arm Style** selection below and add the upcharge listed.

See [page 98](#) for color selection.

## Arm Style Option Upcharges

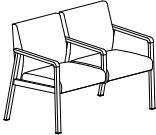
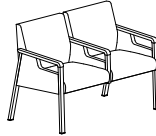
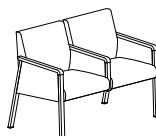
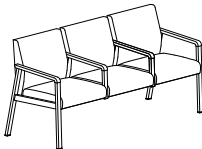
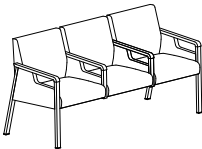
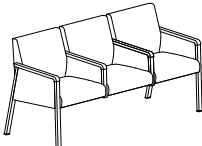
## \$ List

Solid Surface Arm (per pair) - Gr A White	531
Solid Surface Arm (per pair) - Gr A Color	555
Solid Surface Arm (per pair) - Gr B	599
Solid Surface Arm (per pair) - Gr C	630
Beech/Palette Wood Arm (per pair)	200

## PRODUCT CODE KEY

Line	Series	Chair Type	Back Type	Size	Unit Style	Arm Type	Arm Style	Metal Finish
FAE	2M	PCF	G	21X2	A	O	PA	S
Faeron	Chair	Pre-Configured Freespan Multiple Unit	Guest		Unit with no Center Arm	Open Arm	Polymer Arm	Silver Metallic
			P	21X3	B	S	WA	N
			Patient		Unit with Center Arm	Semi Closed Arm	Wood Arm	Brushed Nickel
				24X2		C	SA	
						Closed Arm	Solid Surface Arm	
				24X3				

# FAERON METAL | MULTIPLE SEATING - FREESPAN UNITS WITH CENTER ARMS

DESCRIPTION/MODEL	COM		COL		FABRIC GRADES			LEATHER	
	1	2	3	4	5	6	7	8	9
	2 Seat - 21" Open Polymer Arm Pre-configured Freespan Unit, Guest Backs, Silver Metallic Frame FAE2M-PCFG21X2BOPAS 2000 2080 2161 2324 2483 2646 2807 2966 3290								
	2 Seat - 21" Open Polymer Arm Pre-configured Freespan Unit, Guest Backs, Brushed Nickel Frame FAE2M-PCFG21X2BOPAN 2270 2351 2430 2593 2754 2915 3076 3237 3560								
	2 Seat - 21" Semi Closed Polymer Arm Pre-configured Freespan Unit, Guest Backs, Silver Metallic Frame FAE2M-PCFG21X2BSPAS 2565 2676 2787 3008 3231 3452 3674 3895 4340								
	2 Seat - 21" Semi Closed Polymer Arm Pre-configured Freespan Unit, Guest Backs, Brushed Nickel Frame FAE2M-PCFG21X2BSPAN 2835 2945 3056 3278 3500 3722 3942 4164 4609								
	2 Seat - 21" Closed Polymer Arm Pre-configured Freespan Unit, Guest Backs, Silver Metallic Frame FAE2M-PCFG21X2BCPAS 2588 2698 2810 3031 3253 3474 3696 3917 4360								
	2 Seat - 21" Closed Polymer Arm Pre-configured Freespan Unit, Guest Backs, Brushed Nickel Frame FAE2M-PCFG21X2BCPAN 2857 2966 3078 3301 3523 3745 3965 4187 4632								
	3 Seat - 21" Open Polymer Arm Pre-configured Freespan Unit, Guest Backs, Silver Metallic Frame FAE2M-PCFG21X3BOPAS 2844 2965 3087 3328 3570 3812 4054 4297 4781								
	3 Seat - 21" Open Polymer Arm Pre-configured Freespan Unit, Guest Backs, Brushed Nickel Frame FAE2M-PCFG21X3BOPAN 3205 3325 3446 3688 3931 4172 4414 4656 5139								
	3 Seat - 21" Semi Closed Polymer Arm Pre-configured Freespan Unit, Guest Backs, Silver Metallic Frame FAE2M-PCFG21X3BSPAS 3613 3774 3936 4258 4582 4905 5226 5548 6194								
	3 Seat - 21" Semi Closed Polymer Arm Pre-configured Freespan Unit, Guest Backs, Brushed Nickel Frame FAE2M-PCFG21X3BSPAN 3974 4134 4296 4618 4940 5264 5586 5907 6553								
	3 Seat - 21" Closed Polymer Arm Pre-configured Freespan Unit, Guest Backs, Silver Metallic Frame FAE2M-PCFG21X3BCPAS 3646 3808 3969 4291 4614 4936 5258 5582 6227								
	3 Seat - 21" Closed Polymer Arm Pre-configured Freespan Unit, Guest Backs, Brushed Nickel Frame FAE2M-PCFG21X3BCPAN 4007 4167 4328 4650 4974 5297 5619 5941 6586								

## ORDERING NOTES:

Faeron Metal chairs can also be specified with a Wood Arm (WA) or a Solid Surface Arm (SA), replace "PA" in the model number with the **Arm Style** selection below and add the upcharge listed. See [page 547](#) for color selection.

## Arm Style Option Upcharges

## \$ List

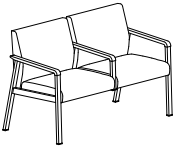
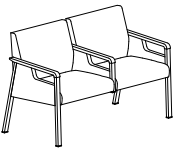
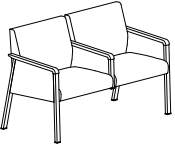
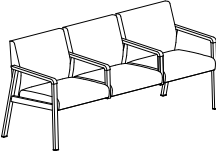
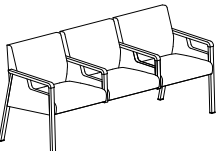
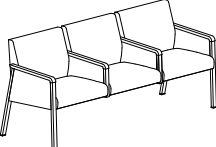
Solid Surface Arm (per pair) - Gr A White	531
Solid Surface Arm (per pair) - Gr A Color	555
Solid Surface Arm (per pair) - Gr B	599
Solid Surface Arm (per pair) - Gr C	630
Beech/Palette Wood Arm (per pair)	200

## PRODUCT CODE KEY

Line	Series	Chair Type	Back Type	Size	Unit Style	Arm Type	Arm Style	Metal Finish
FAE	2M	PCF	G	21X2	A	O	PA	S
Faeron	Chair	Pre-Configured Freespan Multiple Unit	Guest		Unit with no Center Arm	Open Arm	Polymer Arm	Silver Metallic
			P	21X3	B	S	WA	N
			Patient		Unit with Center Arm	Semi Closed Arm	Wood Arm	Brushed Nickel
				24X2		C	SA	
						Closed Arm	Solid Surface Arm	
				24X3				



# FAERON METAL | MULTIPLE SEATING - FREESPAN UNITS WITH CENTER ARMS

DESCRIPTION/MODEL	COM		COL		FABRIC GRADES			LEATHER	
	1	2	3	4	5	6	7	8	9
	2 Seat - 24" Open Polymer Arm Pre-configured Freespan Unit, Guest Backs, Silver Metallic Frame FAE2M-PCFG24X2BOPAS 2139 2219 2300 2463 2623 2783 2944 3105 3429								
	2 Seat - 24" Open Polymer Arm Pre-configured Freespan Unit, Guest Backs, Brushed Nickel Frame FAE2M-PCFG24X2BOPAN 2408 2489 2570 2731 2892 3054 3214 3375 3699								
	2 Seat - 24" Semi Closed Polymer Arm Pre-configured Freespan Unit, Guest Backs, Silver Metallic Frame FAE2M-PCFG24X2BSPAS 2702 2814 2925 3148 3370 3591 3812 4034 4477								
	2 Seat - 24" Semi Closed Polymer Arm Pre-configured Freespan Unit, Guest Backs, Brushed Nickel Frame FAE2M-PCFG24X2BSPAN 2974 3084 3195 3417 3638 3860 4081 4303 4746								
	2 Seat - 24" Closed Polymer Arm Pre-configured Freespan Unit, Guest Backs, Silver Metallic Frame FAE2M-PCFG24X2BCPAS 2725 2836 2946 3170 3392 3613 3834 4056 4499								
	2 Seat - 24" Closed Polymer Arm Pre-configured Freespan Unit, Guest Backs, Brushed Nickel Frame FAE2M-PCFG24X2BCPAN 2995 3105 3218 3440 3661 3883 4104 4326 4769								
	3 Seat - 24" Open Polymer Arm Pre-configured Freespan Unit, Guest Backs, Silver Metallic Frame FAE2M-PCFG24X3BOPAS 3042 3163 3283 3525 3766 4009 4251 4493 4977								
	3 Seat - 24" Open Polymer Arm Pre-configured Freespan Unit, Guest Backs, Brushed Nickel Frame FAE2M-PCFG24X3BOPAN 3401 3522 3643 3885 4126 4370 4610 4853 5338								
	3 Seat - 24" Semi Closed Polymer Arm Pre-configured Freespan Unit, Guest Backs, Silver Metallic Frame FAE2M-PCFG24X3BSPAS 3811 3973 4133 4456 4778 5101 5422 5746 6391								
	3 Seat - 24" Semi Closed Polymer Arm Pre-configured Freespan Unit, Guest Backs, Brushed Nickel Frame FAE2M-PCFG24X3BSPAN 4171 4331 4493 4815 5137 5461 5784 6106 6750								
	3 Seat - 24" Closed Polymer Arm Pre-configured Freespan Unit, Guest Backs, Silver Metallic Frame FAE2M-PCFG24X3BCPAS 3843 4006 4165 4489 4811 5134 5456 5779 6424								
	3 Seat - 24" Closed Polymer Arm Pre-configured Freespan Unit, Guest Backs, Brushed Nickel Frame FAE2M-PCFG24X3BCPAN 4204 4366 4525 4847 5170 5493 5816 6138 6784								

## ORDERING NOTES:

Faeron Metal chairs can also be specified with a Wood Arm (WA) or a Solid Surface Arm (SA), replace "PA" in the model number with the **Arm Style** selection below and add the upcharge listed. See [page 547](#) for color selection.

## Arm Style Option Upcharges

## \$ List

Solid Surface Arm (per pair) - Gr A White	531
Solid Surface Arm (per pair) - Gr A Color	555
Solid Surface Arm (per pair) - Gr B	599
Solid Surface Arm (per pair) - Gr C	630
Beech/Palette Wood Arm (per pair)	200

## PRODUCT CODE KEY

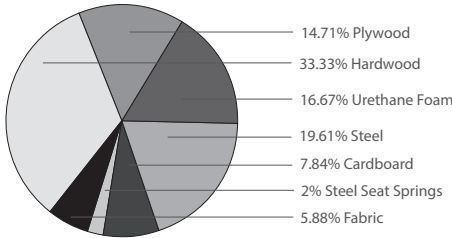
Line	Series	Chair Type	Back Type	Size	Unit Style	Arm Type	Arm Style	Metal Finish
<b>FAE</b> Faeron	<b>2M</b> Chair	<b>PCF</b> Pre-Configured Freespan Multiple Unit	<b>G</b> Guest  <b>P</b> Patient	<b>21X2</b>  <b>21X3</b>  <b>24X2</b>  <b>24X3</b>	<b>A</b> Unit with no Center Arm  <b>B</b> Unit with Center Arm	<b>O</b> Open Arm  <b>S</b> Semi Closed Arm  <b>C</b> Closed Arm	<b>PA</b> Polymer Arm  <b>WA</b> Wood Arm  <b>SA</b> Solid Surface Arm	<b>S</b> Silver Metallic  <b>N</b> Brushed Nickel

# FAERON WOOD | ENVIRONMENTAL SUMMARY

## LEED CI CREDITS



MATERIAL CONTENT:



PRE-CONSUMER  
RECYCLED CONTENT = 5.39%

POST-CONSUMER  
RECYCLED CONTENT = 11.76%

Up to 27.45% of this Faeron product is  
recyclable at the end of its useful life.

CONTRIBUTES TO

CREDIT 2.1 - 2.2	Construction Waste Management	1-2 point(s)
CREDIT 3.3	Resource Reuse	1 point
CREDIT 4.1	Recycled Content	1 point
CREDIT 4.5	Low Emitting Materials, Systems & Seating	1 point
CREDIT 5.1	Regional Materials*	1 point
CREDIT 7	Certified Wood (MUST BE REQUESTED)	1 point(s)

\*This credit is only applicable if in total 20% of the combined value of the procurement of construction materials and in the furniture are manufactured within a radius of 500 miles. This credit will apply if the installation of the finished product occurs within 500 miles of Kitchener, Ontario.

## level® CERTIFICATION, AIR EMISSIONS AND FSC® CERTIFICATION



**level® CERTIFICATION**

BIFMA's e3 Furniture Sustainability Standard is a voluntary, multi-attribute standard that measures the degree of sustainability of furniture. This standard evaluates product and company environmental attributes and compliance systems in a wide range of elements which include Materials, Energy & Atmosphere, Human & Ecosystem Health and Social Responsibility. Faeron products have earned level®, BIFMA's sustainability certification program for furniture, certification through third-party verification against the e3 standard.



The mark of responsible forestry

**AIR-EMISSIONS**

All Faeron products are supplied with air-emissions certified materials. Contact customer service for information.

**FSC®**

In 2005, Krug received Forest Stewardship Council® (FSC®) Chain-of-Custody certification for our manufacturing facilities. The FSC® Chain-of-Custody tracks certified wood from seedling to final sale. It signifies that the growth, harvesting and production of goods are entirely achieved through responsible forestry, which guarantees a healthy supply of forest resources for generations to come.



Architects, designers, and building professionals can specify FSC®-certified products in order to achieve a point from the US Green Building Council's Leadership in Energy and Environmental Design (LEED) Rating System.



# FAERON WOOD | EASY ACCESS CHAIR

## DIMENSIONS

	Overall Width	Overall Depth	Overall Height	Seat Height	Height of Arms from Floor	Footrest Height	Width Between Arms	Seat Depth	Shipping Weight	Cubes
21" Guest	25.0	29.75	40.0	25	30.5	6.75	21	19.5	51	21
24" Guest	28.0	29.75	40.0	25	30.5	6.75	24	19.5	55	26
21" Patient	25.0	29.75	50.5	25	30.5	6.75	21	19.5	56	26
24" Patient	28.0	29.75	50.5	25	30.5	6.75	24	19.5	61	30

## COM YARDAGES

	COM Yardage Seat Only	COM Yardage Back Only	COM Yardage Seat & Back
21" & 24" Guest - One Chair	0.9	1.4	1.6
21" & 24" Patient - One Chair	0.9	2.0	2.0

### ORDERING NOTES:

**Combination upholstery** (more than one upholstery cover within the same unit) is an option on all Faeron upholstered products. When combination upholstery is with upholstery of the same grade or COM, an upcharge for dual fabrics is **\$27 list** per unit and **\$53 list** per unit for three fabrics. When graded in combination upholstery is selected, use the highest grade upholstery selected or contact Customer Service for a quote -please provide the fabrics specified and a description of where each fabric is to be applied on the product in order to obtain a quote.

Faeron Option Upcharges	\$ List	\$ List
CAL 133 & Moisture Barrier (per yard)	60	Solid Surface Arm Cap (per pair) - Gr A White 338
Ganging Bracket	55	Solid Surface Arm Cap (per pair) - Gr A Color 349
Kinetic Back (not available for 30" & 44")	112	Solid Surface Arm Cap (per pair) - Gr B 368
21" & 24" Under-seat Splashguard	55	Solid Surface Arm Cap (per pair) - Gr C 381
Removeable Seat Covers	83	Solid Surface Arm (per pair) - Gr A White 531
Removeable Back Covers	55	Solid Surface Arm (per pair) - Gr A Color 555
Urethane Arm Cap (per pair)	128	Solid Surface Arm (per pair) - Gr B 599
		Solid Surface Arm (per pair) - Gr C 630

See **Page 91-92** for color selection.

**Patient backs** are available on Easy Access units, please change the model number FAE-HG to FAE2-HP, and add the following upcharges per back:

	Grade 1	Grade 2	Grade 3	Grade 4	Grade 5	Grade 6	Grade 7	Grade 8	Grade 9
21" Chairs	59	69	83	106	128	153	175	200	246
24" Chairs	63	76	87	111	135	158	182	204	252







## WEIGHT CAPACITIES

Faeron weight capacities are as follows:  
Easy Access Chairs (21" & 24") - 500 lbs

## FEATURES:

For a complete list of features see **Page 9**.

FAERON WOOD | EASY ACCESS CHAIR

DESCRIPTION/MODEL		Species	COM 1	2	COL 3	4	FABRIC GRADES 5		6	7	LEATHER 8		9
	21" Guest, Open Arm FAE2-HG21ONC	Beech Palette	1414	1455	1498	1582	1667	1752	1838	1922	2091		
	21" Guest, Semi Closed Arm FAE2-HG21SNC	Beech Palette	1793	1857	1918	2047	2173	2300	2427	2555	2809		
	21" Guest, Closed Arm FAE2-HG21CNC	Beech Palette	1804	1867	1931	2059	2186	2311	2440	2566	2820		
	24" Guest, Open Arm FAE2-HG24ONC	Beech Palette	1486	1527	1570	1654	1738	1825	1909	1992	2162		
	24" Guest, Semi Closed Arm FAE2-HG24SNC	Beech Palette	1864	1929	1990	2118	2245	2372	2500	2627	2880		
	24" Guest, Closed Arm FAE2-HG24CNC	Beech Palette	1875	1939	2004	2130	2257	2383	2513	2639	2890		

**ORDERING NOTES:** Faeron chairs can be specified with Urethane Arm Caps (UC), Solid Surface Arm Caps (SC) or Solid Surface Arm (SA), replace “NC” in the model number with the **Arm Style** selection below and add the upcharge listed on **Page 52**. See **page 98** for color selection.

	DESCRIPTION/MODEL	Price
	Metal Footrest Cap FAE2-RHFRC	74

PRODUCT CODE KEY

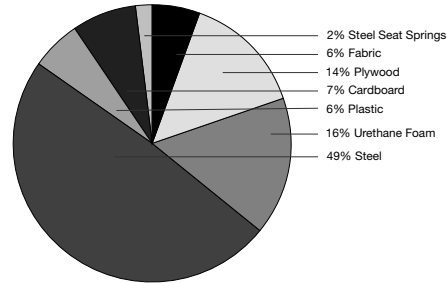
Line	Series	Chair Type	Size	Arm Type	Arm Cap
<div>FAE</div> Faeron	<div>2</div> Chair	<div>HG</div> Easy Access Guest Chair	<div>21</div>	<div>O</div> Open Arm	<div>NC</div> No Cap
		<div>HP</div> Easy Access Patient Chair	<div>24</div>	<div>S</div> Semi Closed Arm	<div>UC</div> Urethane Cap
				<div>C</div> Closed Arm	<div>SC</div> Solid Surface Cap
					<div>SA</div> Solid Surface Arm

# FAERON METAL | ENVIRONMENTAL SUMMARY

## LEED CI CREDITS



MATERIAL CONTENT:



PRE-CONSUMER  
RECYCLED CONTENT = 12.74%

POST-CONSUMER  
RECYCLED CONTENT = 17.81%

Up to 56.6% of this Faeron Metal product is recyclable at the end of its useful life.

### CONTRIBUTES TO

CREDIT 2.1 - 2.2	Construction Waste Management	1-2 point(s)
CREDIT 3.3	Resource Reuse	1 point
CREDIT 4.1	Recycled Content	1 point
CREDIT 4.2	Recycled Content	1 point
CREDIT 4.5	Low Emitting Materials, Systems & Seating	1 point
CREDIT 5.1	Regional Materials*	1 point
CREDIT 7	Certified Wood (MUST BE REQUESTED)	1 point(s)

\*This credit is only applicable if in total 20% of the combined value of the procurement of construction materials and in the furniture are manufactured within a radius of 500 miles. This credit will apply if the installation of the finished product occurs within 500 miles of Kitchener, Ontario.

## level® CERTIFICATION, AIR EMISSIONS AND FSC® CERTIFICATION



### level® CERTIFICATION

BIFMA's e3 Furniture Sustainability Standard is a voluntary, multi-attribute standard that measures the degree of sustainability of furniture. This standard evaluates product and company environmental attributes and compliance systems in a wide range of elements which include Materials, Energy & Atmosphere, Human & Ecosystem Health and Social Responsibility. Faeron Metal products have earned level®, BIFMA's sustainability certification program for furniture, certification through third-party verification against the e3 standard.



FSC  
www.fsc.org  
FSC® C021699

The mark of responsible forestry

### AIR-EMISSIONS

All Faeron Metal products are supplied with air-emissions certified materials. Contact customer service for information.

### FSC®

In 2005, Krug received Forest Stewardship Council® (FSC®) Chain-of-Custody certification for our manufacturing facilities. The FSC® Chain-of-Custody tracks certified wood from seedling to final sale. It signifies that the growth, harvesting and production of goods are entirely achieved through responsible forestry, which guarantees a healthy supply of forest resources for generations to come.



Architects, designers, and building professionals can specify FSC®-certified products in order to achieve a point from the U.S. Green Building Council's Leadership in Energy and Environmental Design (LEED) Rating System.

# FAERON METAL | EASY ACCESS CHAIR

## DIMENSIONS

	Overall Width	Overall Depth	Overall Height	Seat Height	Height of Arms from Floor	Footrest Height	Width Between Arms	Seat Depth	Shipping Weight	Cubes
21" Guest	25.0	29.75	40.0	25.0	30.5	6.75	21	19.5	70	21
24" Guest	28.0	29.75	40.0	25.0	30.5	6.75	24	19.5	74	26
21" Patient	25.0	29.75	50.5	25.0	30.5	6.75	21	19.5	75	26
24" Patient	28.0	29.75	50.5	25.0	30.5	6.75	24	19.5	80	30

## COM YARDAGES

	COM Yardage Seat Only	COM Yardage Back Only	COM Yardage Seat & Back	COM Yardage Closed Arm
21" & 24" Guest - One Chair	0.9	1.4	1.6	0.96
21" & 24" Patient - One Chair	0.9	2.0	2.0	0.96

### ORDERING NOTES:

A drawing showing the configuration of the multiple seating and tables is required with each purchase order.

**Combination upholstery** (more than one upholstery cover within the same unit) is an option on all Faeron Metal upholstered products. When combination upholstery is with upholstery of the same grade or COM, an upcharge for dual fabrics is **\$31 list** per unit and **\$60 list** per unit for three fabrics. When graded in combination upholstery is selected, use the highest grade upholstery selected or contact Customer Service for a quote -please provide the fabrics specified and a description of where each fabric is to be applied on the product in order to obtain a quote.

Faeron Metal Option Upcharges	\$ List		\$ List
CAL 133 & Moisture Barrier (per yard)	60	Solid Surface Arm (per pair) - Gr A White	531
Ganging Bracket	55	Solid Surface Arm (per pair) - Gr A Color	555
Kinetic Back (not available for Plus)	112	Solid Surface Arm (per pair) - Gr B	599
21" & 24" Under-seat Splashguard	55	Solid Surface Arm (per pair) - Gr C	630
Removeable Seat Covers	83	Beech/Palette Wood Arm (per pair)	200
Removable Back Covers	55		
Non-Marring Glide	16	See <a href="#">page 98</a> for color selection.	

**Patient backs** are available on Easy Access chairs, please change the model number FAE2M-HG to FAE2M-HP and add the following upcharges per back:

	Grade 1	Grade 2	Grade 3	Grade 4	Grade 5	Grade 6	Grade 7	Grade 8	Grade 9
21" Chairs	59	69	83	106	128	153	175	200	246
24" Chairs	63	76	87	111	135	158	182	204	252

## WEIGHT CAPACITIES







Faeron Metal weight capacities are as follows:

Guest & Patient Chairs (21" & 24") - 500 lbs

## FEATURES:

For a complete list of features see [Page 9](#).

# FAERON METAL | EASY ACCESS CHAIR

DESCRIPTION/MODEL		COM 1	2	COL 3	4	FABRIC GRADES 5	6	7	LEATHER 8	9
	21" Open Polymer Arm, Silver Metallic Frame FAE2M-HG21OPAS	1409	1450	1489	1569	1650	1729	1811	1890	2051
	21" Open Polymer Arm, Brushed Nickel Frame FAE2M-HG21OPAN	1866	1907	1945	2026	2106	2188	2267	2348	2507
	21" Semi Closed Polymer Arm, Silver Metallic Frame FAE2M-HG21SPAS	1770	1830	1890	2011	2131	2253	2373	2494	2735
	21" Semi Closed Polymer Arm, Brushed Nickel Frame FAE2M-HG21SPAN	2227	2286	2348	2468	2589	2709	2829	2951	3191
	21" Closed Polymer Arm, Silver Metallic Frame FAE2M-HG21CPAS	1782	1841	1901	2022	2143	2262	2383	2504	2745
	21" Closed Polymer Arm, Brushed Nickel Frame FAE2M-HG21CPAN	2238	2298	2358	2478	2600	2721	2840	2961	3204
	24" Open Polymer Arm, Silver Metallic Frame FAE2M-HG24OPAS	1434	1475	1517	1595	1676	1757	1838	1916	2078
	24" Open Polymer Arm, Brushed Nickel Frame FAE2M-HG24OPAN	1903	1942	1983	2063	2144	2224	2303	2383	2545
	24" Semi Closed Polymer Arm, Silver Metallic Frame FAE2M-HG24SPAS	1796	1857	1916	2036	2157	2279	2398	2519	2760
	24" Semi Closed Polymer Arm, Brushed Nickel Frame FAE2M-HG24SPAN	2262	2324	2383	2504	2626	2745	2866	2987	3228
	24" Closed Polymer Arm, Silver Metallic Frame FAE2M-HG24CPAS	1806	1867	1928	2049	2168	2288	2409	2530	2771
	24" Closed Polymer Arm, Brushed Nickel Frame FAE2M-HG24CPAN	2275	2334	2395	2516	2636	2756	2878	2999	3238

## ORDERING NOTES:

Faeron Metal chairs can also be specified with a Wood Arm (WA) or a Solid Surface Arm (SA), replace "PA" in the model number with the **Arm Style** selection below and add the upcharge listed.  
See [page 98](#) for color selection.

## Arm Style Option Upcharges

## \$ List

Solid Surface Arm (per pair) - Gr A White	531
Solid Surface Arm (per pair) - Gr A Color	55
Solid Surface Arm (per pair) - Gr B	599
Solid Surface Arm (per pair) - Gr C	630
Beech/Palette Wood Arm (per pair)	200

## PRODUCT CODE KEY

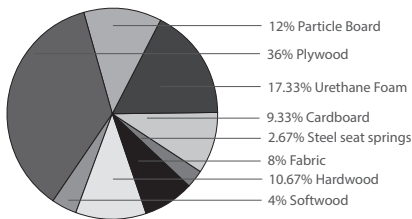
Line	Series	Chair Type	Size	Arm Type	Arm Style	Metal Finish
FAE	2M	HG	21	O	PA	S
Faeron	Chair	Easy Access Guest Chair		Open Arm	Polymer Arm	Silver Metallic
		HP	24	S	WA	N
		Easy Access Patient Chair		Semi Closed Arm	Wood Arm	Brushed Nickel
				C	SA	
				Closed Arm	Solid Surface Arm	

# FAERON WOOD | ENVIRONMENTAL SUMMARY

## LEED CI CREDITS



MATERIAL CONTENT:



PRE-CONSUMER  
RECYCLED CONTENT = 12.67%

POST-CONSUMER  
RECYCLED CONTENT = 9.40%

Up to 18.93% of this Faeron product is recyclable at the end of its useful life.

### CONTRIBUTES TO

CREDIT 2.1 - 2.2	Construction Waste Management	1-2 point(s)
CREDIT 3.3	Resource Reuse	1 point
CREDIT 4.1	Recycled Content	1 point
CREDIT 4.5	Low Emitting Materials, Systems & Seating	1 point
CREDIT 5.1	Regional Materials*	1 point
CREDIT 7	Certified Wood (MUST BE REQUESTED)	1 point(s)

\*This credit is only applicable if in total 20% of the combined value of the procurement of construction materials and in the furniture are manufactured within a radius of 500 miles. This credit will apply if the installation of the finished product occurs within 500 miles of Kitchener, Ontario.

## level® CERTIFICATION & AIR-EMISSIONS CERTIFICATION



### level® CERTIFICATION

BIFMA's e3 Furniture Sustainability Standard is a voluntary, multi-attribute standard that measures the degree of sustainability of furniture. This standard evaluates product and company environmental attributes and compliance systems in a wide range of elements which include Materials, Energy & Atmosphere, Human & Ecosystem Health and Social Responsibility. Faeron products have earned level®, BIFMA's sustainability certification program for furniture, certification through third-party verification against the e3 standard.



The mark of responsible forestry

### AIR-EMISSIONS

All Faeron products are supplied air-emissions certified. Contact customer service for information.

### FSC®

In 2005, Krug received Forest Stewardship Council® (FSC®) Chain-of-Custody certification for our manufacturing facilities. The FSC® Chain-of-Custody tracks certified wood from seedling to final sale. It signifies that the growth, harvesting and production of goods are entirely achieved through responsible forestry, which guarantees a healthy supply of forest resources for generations to come. Contact customer service for further information, pricing and leadtimes.



Architects, designers, and building professionals can specify FSC®-certified products in order to achieve a point from the U.S. Green Building Council's Leadership in Energy and Environmental Design (LEED) Rating System.

## DIMENSIONS & COM REQUIREMENTS

	Overall Width	Overall Depth	Overall Height	Seat Height	Height of Arms from Floor	Width Between Arms	Seat Depth	Shipping Weight	Cube	COM Yardage Entire Unit	COM Yardage Seat Only	COM Yardage Back Only	COM Yardage Arm Only
<b>One-Seat - wood arm</b>													
lounge	27	28.5	31.5	17.8	24	23	21	55	20	4.2	1.3	1.7	1.2
high back	27	28.5	41.5	17.8	24	23	21	59	24	4.8	1.3	2.3	1.2
<b>One-Seat - armless</b>													
lounge	23	28.5	31.5	17.8	-	-	21	52	20	3	1.3	1.7	-
high back	23	28.5	41.5	17.8	-	-	21	55	24	3.6	1.3	2.3	-
<b>One-Seat - upholstered arm</b>													
lounge	28	28.5	31.5	17.8	24	23	21	75	20	5.9	1.3	1.7	2.9
high back	28	28.5	41.5	17.8	24	23	21	79	24	6.5	1.3	2.3	2.9
wingback	32	28.5	42.5	17.8	24	23	21	84	27	7.5	1.3	3.3	2.9
<b>One-Seat wide - wood arm</b>													
lounge	34	28.5	31.5	17.8	24	30	21	64	23	4.4	1.5	1.7	1.2
high back	34	28.5	41.5	17.8	24	30	21	68	27	5	1.5	2.3	1.2
<b>One-Seat wide - armless</b>													
lounge	30	28.5	31.5	17.8	-	-	21	61	23	3.2	1.5	1.7	-
high back	30	28.5	41.5	17.8	-	-	21	65	27	3.8	1.5	2.3	-
<b>One-Seat wide - upholstered arm</b>													
lounge	35	28.5	31.5	17.8	24	30	21	84	23	6.1	1.5	1.7	2.9
high back	35	28.5	41.5	17.8	24	30	21	88	27	6.7	1.5	2.3	2.9
wingback	39	28.5	42.5	17.8	24	30	21	93	30	7.5	1.3	3.3	2.9
<b>Two-seat - wood arm</b>													
lounge	50	28.5	31.5	17.8	24	46	21	88	36	5.5	1.7	2.6	1.2
high back	50	28.5	41.5	17.8	24	46	21	95	43	6.4	1.7	3.5	1.2
<b>Two-seat - armless</b>													
lounge	46	28.5	31.5	17.8	-	-	21	87	36	4.3	1.7	2.6	-
high back	46	28.5	41.5	17.8	-	-	21	94	43	5.2	1.7	3.5	-
<b>Two-seat - upholstered arm</b>													
lounge	51	28.5	31.5	17.8	24	46	21	108	36	7.2	1.7	2.6	2.9
high back	51	28.5	41.5	17.8	24	46	21	115	43	8.1	1.7	3.5	2.9
wingback	55	28.5	42.5	17.8	24	46	21	120	46	9.1	1.7	4.5	2.9
<b>Three-seat - wood arm</b>													
lounge	73	28.5	31.5	17.8	24	69	21	120	52	7.1	2.5	3.4	1.2
high back	73	28.5	41.5	17.8	24	69	21	130	61	8.4	2.5	4.7	1.2
<b>Three-seat - armless</b>													
lounge	69	28.5	31.5	17.8	-	-	21	122	52	5.9	2.5	3.4	-
high back	69	28.5	41.5	17.8	-	-	21	132	61	7.2	2.5	4.7	-
<b>Three-seat - upholstered arm</b>													
lounge	74	28.5	31.5	17.8	24	69	21	140	52	8.8	2.5	3.4	2.9
high back	74	28.5	41.5	17.8	24	69	21	150	61	10.1	2.5	4.7	2.9
wingback	78	28.5	42.5	17.8	24	69	21	155	64	10.3	1.7	5.7	2.9

### ORDERING NOTES:

#### CONTRASTING BACKS, SEATS & CLOSED ARMS

**Combination upholstery** (more than one upholstery cover within the same unit) is an option on all Faeron upholstered products. When combination upholstery is with upholstery of the same grade or COM, an upcharge for dual fabrics is **\$31 list** per unit and **\$60 list** per unit for three fabrics. When graded in combination upholstery is selected, use the highest grade upholstery selected or contact Customer Service for a quote -please provide the fabrics specified and a description of where each fabric is to be applied on the product in order to obtain a quote. Note: Some vinyls, leathers & upholsteries are not suitable for application on Faeron seating. Please refer to [page 95](#) for C.O.M approval process.

#### WEIGHT CAPACITIES

Faeron weight capacities are as follows:

- One -Seat - 500 lbs
- One -Seat - Plus - 750 lbs
- One-Seat Wide - 500 lbs
- One-Seat Wide Plus - 750 lbs
- Two- Seat - 625 lbs
- Two- Seat Plus- 975 lbs
- Three - Seat - 850 lbs
- Three - Seat Plus- 1200 lbs

Faeron Option Upcharges	\$ List		\$ List
CAL 133 & Moisture Barrier (per yard)	60	Solid Surface Arm Cap (per pair) - Gr A White	357
One-Seat Removable Back Covers	142	Solid Surface Arm Cap (per pair) - Gr A Color	369
One-Seat Wide Removable Back Covers	212	Solid Surface Arm Cap (per pair) - Gr B	391
Two-Seat Removable Back Covers	281	Solid Surface Arm Cap (per pair) - Gr C	405
Three-Seat Removable Back Covers	421	Solid Surface Arm (per pair) - Gr A White	629
One-Seat Removable Seat Covers	142	Solid Surface Arm (per pair) - Gr A Color	657
One-Seat Wide Removable Seat Covers	212	Solid Surface Arm (per pair) - Gr B	714
Two-Seat Removable Seat Covers	281	Solid Surface Arm (per pair) - Gr C	752
Three-Seat Removable Seat Covers	421	Urethane Arm Cap (per pair)	142
		Upholstered Lounge Wood Arm Cap (per pair)	180
		See <b>Page 96</b> for color selection.	

See [Page 96](#) for color selection.



## FAERON WOOD | LOUNGE FEATURES & OPTIONS



### WOOD ARM

Faeron Wood Arm Lounge chairs are available with optional Arm Caps in Urethane and Solid Surface. As well as a Solid Surface Arm.



### OPTIONS

#### URETHANE ARM CAP

The optional Urethane Arm Cap is available on Wood Arm Lounge and Upholstered Arm Lounge and provides enhanced durability and protection for the arms. This is field replaceable if this becomes damaged or degraded and is available in three colors; Black, Grey and Taupe.




#### WOOD ARM CAP

The optional Solid Beech Arm Cap is available on Upholstered Arm and Wingback Lounge. This is field replaceable if this becomes damaged or degraded.



#### SOLID SURFACE ARM CAP

The optional Solid Surface Arm Cap is available on Wood Arm Lounge and Upholstered Arm Lounge and provides enhanced durability, protection and cleanability for the arms. This is field replaceable if this becomes damaged or degraded and is available in 8 standard colors.



#### SOLID SURFACE ARM

The optional Solid Surface Arm is available on Wood Arm Lounge and provides a fully seamless armrest for enhanced durability, protection and cleanability. It is available in 8 standard colors and replaceable as a full side frame if it becomes damaged or degraded.



### ARMLESS

Faeron Armless Lounge seating can be specified with a full wood base providing an enhanced base profile.



### UPHOLSTERED ARM

Faeron Upholstered arm lounge chairs are available with optional arm caps in Wood, Solid Surface and Urethane (Wingback lounge is not available with Urethane cap).



### ARM PANEL

Arm Panels are available on Faeron Wood Arm Lounge seating in semi and fully closed styles for optimum design flexibility.



### BEECH WOOD LEGS

Faeron Lounge legs and bases are solid Beech available in 22 finish selections and feature non-marring glides.



### COMBINATION UPHOLSTERY

When combination upholstery (more than one upholstery cover within the same unit) is specified with upholstery of the same grade or COM, an upcharge for dual fabrics is **\$31 list** per unit and **\$60 list** per unit for three fabrics. When graded-in combination upholstery is selected, use the highest grade upholstery selected or contact Customer Service for a quote



### METAL LEGS

Faeron Upholstered Arm models are also available with Metal Legs; Silver Metallic or Brushed Nickel finish.



### LOUNGE WALL SAVER

Faeron Lounge models include a wall saver feature in which the angle of the back and the rear legs are designed to keep the back away from the wall, to prevent wear and damage to both the chair and the wall. Not included for Faeron High Back Lounge or Faeron Wingback Lounge due to back height.



### CLEAN OUT

All Faeron Lounge seating has a built-in clean out feature: a space at the back of the seat that allows dirt, debris and liquid to fall to the floor for easy clean up and maintenance - designed so that it does not detract from the comfort or appearance of the product.

### MOISTURE BARRIER & CAL 133

California Technical Bulletin 133 is a flammability test for seating. Krug offers a compliance method, in combination with non-flammable upholstery covers, that may enable products to meet certification requirements for this test. This process at the same time also provides the products with a Moisture Barrier - a treatment that helps to prevent the passage of liquids and moisture to inside of the upholstered components - thereby conferring sanitary and anti-infection benefits. So when CAL133 is specified, the product also automatically has a Moisture Barrier, and when a Moisture Barrier is specified, the product also features the compliance method and low flammability features of CAL 133. The application of this up-charge and the compliance method does not mean that the specific configuration of product and upholstery cover are tested and officially certified as being CAL133 compliant. If the official certification is required, Krug will provide this (through an independent certified testing laboratory) at a charge of \$852 per item, plus the cost of the product to be tested. Lead time for certification testing is typically 4-8 weeks. Moisture Barrier & CAL 133 is available for an upcharge of **\$60 list** per yard.














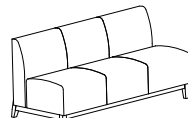
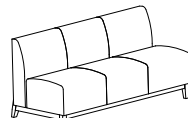
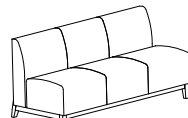
### REMOVABLE AND REPLACEABLE COVERS

Faeron Lounge Chairs are available with a Removable Seat & Back Covers. See **page 58** for upcharges.

Faeron Lounge Images | [www.krug.ca](http://www.krug.ca)




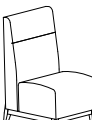
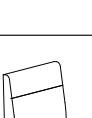

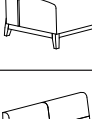


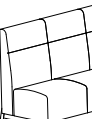
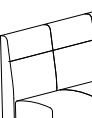




# FAERON WOOD | ARMLESS LOUNGE

DESCRIPTION/MODEL		Species	COM		COL		FABRIC GRADES			LEATHER	
			1	2	3	4	5	6	7	8	9
	One-Seat, Armless Lounge, Standard Base										
	FAE3-AL1S	Beech	1688	1754	1820	1953	2085	2216	2350	2480	2746
	One-Seat Plus, Armless Lounge, Standard Base										
	FAE3-ALB1S	Beech	1751	1818	1884	2016	2148	2282	2414	2546	2811
	One-Seat, Armless Lounge, Full Wood Base										
	FAE3-AL1F	Beech	1840	1907	1971	2105	2237	2370	2501	2634	2898
	One-Seat Plus, Armless Lounge, Full Wood Base										
	FAE3-ALB1F	Beech	1903	1968	2035	2166	2300	2432	2565	2697	2961
	One-Seat Wide, Armless Lounge, Standard Base										
	FAE3-AL1+S	Beech	1908	1999	2087	2269	2449	2628	2809	2988	3348
	One-Seat Wide Plus, Armless Lounge, Standard Base										
	FAE3-ALB1+S	Beech	1978	2066	2157	2336	2517	2697	2876	3056	3416
	One-Seat Wide, Armless Lounge, Full Wood Base										
	FAE3-AL1+F	Beech	2104	2192	2283	2464	2643	2822	3003	3183	3542
	One-Seat Wide Plus, Armless Lounge, Full Wood Base										
	FAE3-ALB1+F	Beech	2171	2260	2351	2530	2710	2890	3070	3252	3611
	Two-Seat, Armless Lounge, Standard Base										
	FAE3-AL2S	Beech	2393	2492	2591	2789	2987	3185	3385	3584	3980
	Two-Seat Plus, Armless Lounge, Standard Base										
	FAE3-ALB2S	Beech	2489	2589	2688	2886	3084	3282	3482	3678	4077
	Two-Seat, Armless Lounge, Full Wood Base										
	FAE3-AL2F	Beech	2666	2766	2864	3061	3261	3459	3658	3857	4254
	Two-Seat Plus, Armless Lounge, Full Wood Base										
	FAE3-ALB2F	Beech	2763	2862	2960	3160	3358	3555	3754	3953	4351
	Three-Seat, Armless Lounge, Standard Base										
	FAE3-AL3S	Beech	3170	3329	3488	3806	4123	4440	4758	5076	5711
	Three-Seat Plus, Armless Lounge, Standard Base										
	FAE3-ALB3S	Beech	3332	3491	3650	3969	4285	4602	4920	5237	5874
	Three-Seat, Armless Lounge, Full Wood Base										
	FAE3-AL3F	Beech	3530	3690	3847	4164	4484	4800	5119	5436	6071
	Three-Seat Plus, Armless Lounge, Full Wood Base										
	FAE3-ALB3F	Beech	3694	3853	4010	4328	4645	4962	5280	5597	6233

## PRODUCT CODE KEY

Line	Series	Chair Type	Size		Base
FAE	3-A	L	1	B1	S
Faeron	Lounge Seating	Lounge	One-Seat	One-Seat Plus	Standard Base
		H	1+	B1+	F
		High Back Lounge	One-Seat Wide	One-Seat Wide Plus	Full Wood Base
			2	B2	
			Two-Seat	Two-Seat Plus	
			3	B3	
			Three-Seat	Three-Seat Plus	


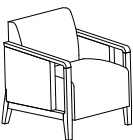
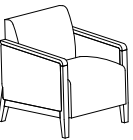
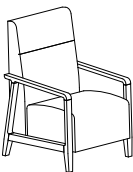
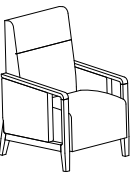
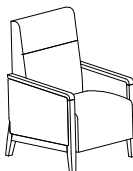
# FAERON WOOD | ARMLESS HIGH BACK LOUNGE

DESCRIPTION/MODEL	Species	COM		COL		FABRIC GRADES		LEATHER		
		1	2	3	4	5	6	7	8	9
	One-Seat, Armless High back Lounge, Standard Base									
	FAE3-AH1S Beech	1897	1979	2059	2219	2382	2544	2706	2867	3190
	One-Seat Plus, Armless High back Lounge, Standard Base									
	FAE3-AHB1S Beech	1961	2039	2122	2284	2445	2606	2769	2931	3255
	One-Seat, Armless High back Lounge, Full Wood Base									
	FAE3-AH1F Beech	2050	2129	2211	2372	2532	2696	2857	3018	3344
	One-Seat Plus, Armless High back Lounge, Full Wood Base									
	FAE3-AHB1F Beech	2113	2192	2273	2434	2597	2758	2920	3082	3405
	One-Seat Wide, Armless High back Lounge, Standard Base									
	FAE3-AH1+S Beech	2131	2237	2341	2550	2759	2969	3180	3389	3807
	One-Seat Wide Plus, Armless High back Lounge, Standard Base									
	FAE3-AHB1+S Beech	2200	2304	2409	2618	2828	3036	3247	3456	3876
	One-Seat Wide, Armless High back Lounge, Full Wood Base									
	FAE3-AH1+F Beech	2326	2430	2537	2745	2955	3164	3373	3581	4001
	One-Seat Wide Plus, Armless High back Lounge, Full Wood Base									
	FAE3-AHB1+F Beech	2395	2500	2603	2813	3025	3232	3442	3651	4070
	Two-Seat, Armless High back Lounge, Standard Base									
	FAE3-AH2S Beech	2547	2662	2776	3004	3232	3459	3687	3913	4371
	Two-Seat Plus, Armless High back Lounge, Standard Base									
	FAE3-AHB2S Beech	2644	2758	2872	3100	3329	3555	3785	4011	4467
	Two-Seat, Armless High back Lounge, Full Wood Base									
	FAE3-AH2F Beech	2821	2936	3050	3278	3504	3732	3960	4188	4645
	Two-Seat Plus, Armless High back Lounge, Full Wood Base									
	FAE3-AHB2F Beech	2918	3032	3145	3373	3601	3831	4057	4285	4741
	Three-Seat, Armless High back Lounge, Standard Base									
	FAE3-AH3S Beech	3386	3574	3763	4139	4516	4891	5268	5644	6397
	Three-Seat Plus, Armless High back Lounge, Standard Base									
	FAE3-AHB3S Beech	3547	3738	3926	4301	4677	5054	5431	5806	6560
	Three-Seat, Armless High back Lounge, Full Wood Base									
	FAE3-AH3F Beech	3747	3934	4123	4498	4876	5253	5627	6003	6758
	Three-Seat Plus, Armless High back Lounge, Full Wood Base									
	FAE3-AHB3F Beech	3908	4098	4285	4661	5037	5414	5791	6167	6919

## PRODUCT CODE KEY

Line	Series	Chair Type	Size		Base
FAE	3-A	L	1	B1	S
Faeron	Armless Lounge Seating	Lounge	One-Seat	One-Seat Plus	Standard Base
		H	1+	B1+	F
		High Back Lounge	One-Seat Wide	One-Seat Wide Plus	Full Wood Base
			2	B2	
			Two-Seat	Two-Seat Plus	
			3	B3	
			Three-Seat	Three-Seat Plus	

# FAERON WOOD | LOUNGE & HIGH BACK LOUNGE

DESCRIPTION/MODEL	Species	COM 1	2	COL 3	4	FABRIC GRADES 5 6		7	LEATHER 8	9
	One-Seat, Wood Arm Lounge, Open Arm FAE3-WL1ONC Beech	1784	1848	1915	2050	2180	2311	2445	2576	2841
	One-Seat Plus, Wood Arm Lounge, Open Arm FAE3-WL1BONC Beech	1846	1913	1980	2110	2243	2376	2507	2641	2906
	One-Seat Wood Arm Lounge, Semi Closed Arm FAE3-WL1SNC Beech	2276	2373	2472	2667	2863	3058	3255	3449	3843
	One-Seat Plus Wood Arm Lounge, Semi Closed Arm FAE3-WL1BSNC Beech	2338	2438	2536	2731	2928	3124	3319	3515	3905
	One-Seat Wood Arm Lounge, Closed Arm FAE3-WL1CNC Beech	2294	2393	2491	2686	2882	3078	3274	3470	3860
	One-Seat Plus Wood Arm Lounge, Closed Arm FAE3-WL1BCNC Beech	2358	2454	2553	2749	2945	3140	3336	3532	3926
	One-Seat Wood Arm High Back Lounge, Open Arm FAE3-WH1ONC Beech	1991	2073	2154	2316	2476	2639	2799	2961	3284
	One-Seat Plus Wood Arm High Back Lounge, Open Arm FAE3-WH1BONC Beech	2055	2136	2216	2378	2542	2701	2863	3027	3349
	One-Seat Wood Arm High Back Lounge, Semi Closed Arm FAE3-WH1SNC Beech	2485	2597	2709	2934	3160	3385	3611	3836	4286
	One-Seat Plus Wood Arm High Back Lounge, Semi Closed Arm FAE3-WH1BSNC Beech	2547	2660	2773	3000	3223	3448	3674	3900	4348
	One-Seat Wood Arm High Back Lounge, Closed Arm FAE3-WH1CNC Beech	2502	2615	2728	2955	3180	3404	3628	3855	4304
	One-Seat Plus Wood Arm High Back Lounge, Closed Arm FAE3-WH1BCNC Beech	2566	2679	2792	3015	3241	3467	3693	3917	4369

**ORDERING NOTES:** Faeron chairs can be specified with Urethane Arm Caps (UC), Solid Surface Arm Caps (SC) or Solid Surface Arm (SA), replace "NC" in the model number with the **Arm Style** selection below and add the upcharge listed on [Page 58](#). See [page 98](#) for color selection.

## PRODUCT CODE KEY

Line	Series	Chair Type	Size		Arm Style	Arm Cap
<b>FAE</b> Faeron	<b>3-W</b> Wood Arm Lounge Seating	<b>L</b> Lounge	<b>1</b> One-Seat	<b>B1</b> One-Seat Plus	<b>O</b> Open Arm	<b>NC</b> No Cap
		<b>H</b> High Back Lounge	<b>1+</b> One-Seat Wide	<b>B1+</b> One-Seat Wide Plus	<b>S</b> Semi Closed Arm	<b>UC</b> Urethane Cap
			<b>2</b> Two-Seat	<b>B2</b> Two-Seat Plus	<b>C</b> Closed Arm	<b>SC</b> Solid Surface Cap
			<b>3</b> Three-Seat	<b>B3</b> Three-Seat Plus		<b>SA</b> Solid Surface Arm

FAERON WOOD | LOUNGE & HIGH BACK LOUNGE

DESCRIPTION/MODEL		Species	COM 1	2	COL 3	4	FABRIC GRADES 5		6	7	LEATHER 8	9
	One-Seat Wide Wood Arm Lounge, Open Wood Arm FAE3-WL1+ONC	Beech	1959	2050	2138	2318	2498	2677	2859	3038	3398	
	One-Seat Wide Plus Wood Arm Lounge, Open Arm FAE3-WLB1+ONC	Beech	2027	2116	2207	2385	2566	2746	2928	3105	3467	
	One-Seat Wide Wood Arm Lounge, Semi Closed Arm FAE3-WL1+SNC	Beech	2451	2572	2695	2938	3182	3425	3669	3911	4398	
	One-Seat Wide Plus Wood Arm Lounge, Semi Closed Arm FAE3-WLB1+SNC	Beech	2519	2642	2764	3006	3250	3494	3738	3980	4467	
	One-Seat Wide Wood Arm Lounge, Closed Arm FAE3-WL1+CNC	Beech	2469	2592	2714	2957	3199	3444	3687	3930	4417	
	One-Seat Wide Plus Wood Arm Lounge, Closed Arm FAE3-WLB1+CNC	Beech	2539	2659	2781	3027	3268	3512	3756	3999	4486	
	One-Seat Wide Wood Arm High Back Lounge, Open Arm FAE3-WH1+ONC	Beech	2183	2286	2392	2601	2810	3018	3229	3439	3857	
	One-Seat Wide Plus Wood Arm High Back Lounge, Open Arm FAE3-WHB1+ONC	Beech	2249	2355	2459	2670	2879	3088	3297	3507	3926	
	One-Seat Wide, Wood Arm High Back Lounge, Semi Closed Arm FAE3-WH1+SNC	Beech	2675	2811	2948	3220	3494	3766	4038	4311	4857	
	One-Seat Wide Plus Wood Arm High Back Lounge, Semi Closed Arm FAE3-WHB1+SNC	Beech	2743	2880	3014	3288	3563	3834	4108	4380	4926	
	One-Seat Wide Wood Arm High Back Lounge, Closed Arm FAE3-WH1+CNC	Beech	2694	2829	2964	3238	3512	3785	4057	4330	4877	
	One-Seat Wide Plus Wood Arm High Back Lounge, Closed Arm FAE3-WHB1+CNC	Beech	2763	2897	3034	3307	3580	3854	4125	4397	4945	

**ORDERING NOTES:** Faeron chairs can be specified with Urethane Arm Caps (UC), Solid Surface Arm Caps (SC) or Solid Surface Arm (SA), replace “NC” in the model number with the **Arm Style** selection below and add the upcharge listed on [Page 58](#). See [page 98](#) for color selection.

PRODUCT CODE KEY

Line	Series	Chair Type	Size		Arm Style	Arm Cap
<div>FAE</div> Faeron	<div>3-W</div> Wood Arm Lounge Seating	<div>L</div> Lounge	<div>1</div> One-Seat	<div>B1</div> One-Seat Plus	<div>O</div> Open Arm	<div>NC</div> No Cap
		<div>H</div> High Back Lounge	<div>1+</div> One-Seat Wide	<div>B1+</div> One-Seat Wide Plus	<div>S</div> Semi Closed Arm	<div>UC</div> Urethane Cap
			<div>2</div> Two-Seat	<div>B2</div> Two-Seat Plus	<div>C</div> Closed Arm	<div>SC</div> Solid Surface Cap
			<div>3</div> Three-Seat	<div>B3</div> Three-Seat Plus		<div>SA</div> Solid Surface Arm

# FAERON WOOD | LOUNGE & HIGH BACK LOUNGE

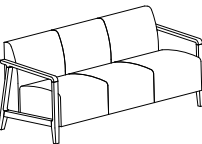
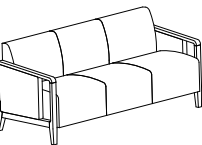
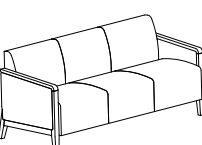
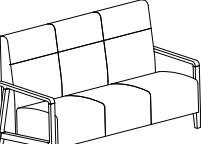
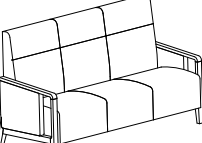

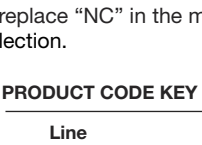



DESCRIPTION/MODEL		Species	COM 1	2	COL 3	4	FABRIC GRADES 5		6	7	LEATHER 8	9
	Two-Seat Wood Arm Lounge, Open Arm FAE3-WL2ONC	Beech	2468	2566	2666	2864	3061	3261	3459	3658	4055	
	Two-Seat Plus Wood Arm Lounge, Open Arm FAE3-WLB2ONC	Beech	2543	2641	2741	2938	3137	3334	3535	3732	4129	
	Two-Seat Wood Arm Lounge, Semi Closed Arm FAE3-WL2SNC	Beech	2960	3090	3222	3486	3746	4008	4271	4533	5055	
	Two-Seat Plus Wood Arm Lounge, Semi Closed Arm FAE3-WLB2SNC	Beech	3034	3165	3297	3559	3819	4081	4344	4607	5130	
	Two-Seat Wood Arm Lounge, Closed Arm FAE3-WL2CNC	Beech	2978	3110	3239	3501	3765	4027	4287	4550	5075	
	Two-Seat Plus Wood Arm Lounge, Closed Arm FAE3-WLB2CNC	Beech	3053	3184	3315	3577	3840	4102	4364	4623	5148	
	Two-Seat Wood Arm High Back Lounge, Open arm FAE3-WH2ONC	Beech	2623	2736	2852	3080	3307	3536	3763	3988	4446	
	Two-Seat Plus Wood Arm High back Lounge, Open arm FAE3-WHB2ONC	Beech	2697	2811	2925	3153	3381	3610	3836	4064	4520	
	Two-Seat Wood Arm High Back Lounge, Semi Closed Arm FAE3-WH2SNC	Beech	3116	3261	3406	3698	3988	4282	4573	4864	5446	
	Two-Seat Plus Wood Arm High Back Lounge, Semi Closed Arm FAE3-WHB2SNC	Beech	3190	3334	3482	3772	4064	4355	4647	4936	5520	
	Two-Seat Wood Arm High Back Lounge, Closed Arm FAE3-WH2CNC	Beech	3135	3280	3426	3718	4008	4300	4591	4882	5465	
	Two-Seat Plus Wood Arm High Back Lounge, Closed Arm FAE3-WHB2CNC	Beech	3209	3354	3499	3792	4081	4373	4665	4956	5540	

**ORDERING NOTES:** Faeron chairs can be specified with Urethane Arm Caps (UC), Solid Surface Arm Caps (SC) or Solid Surface Arm (SA), replace "NC" in the model number with the **Arm Style** selection below and add the upcharge listed on [Page 58](#). See [page 98](#) for color selection.

## PRODUCT CODE KEY

Line	Series	Chair Type	Size		Arm Style	Arm Cap
<b>FAE</b> Faeron	<b>3-W</b> Wood Arm Lounge Seating	<b>L</b> Lounge	<b>1</b> One-Seat	<b>B1</b> One-Seat Plus	<b>O</b> Open Arm	<b>NC</b> No Cap
		<b>H</b> High Back Lounge	<b>1+</b> One-Seat Wide	<b>B1+</b> One-Seat Wide Plus	<b>S</b> Semi Closed Arm	<b>UC</b> Urethane Cap
			<b>2</b> Two-Seat	<b>B2</b> Two-Seat Plus	<b>C</b> Closed Arm	<b>SC</b> Solid Surface Cap
			<b>3</b> Three-Seat	<b>B3</b> Three-Seat Plus		<b>SA</b> Solid Surface Arm

FAERON WOOD | LOUNGE & HIGH BACK LOUNGE

DESCRIPTION/MODEL	Species	COM		COL	FABRIC GRADES			LEATHER		
		1	2		4	5	6	7	8	9
	Three-Seat Wood Arm Lounge, Open Arm									
	FAE3-WL3ONC Beech	3171	3330	3489	3807	4124	4441	4758	5077	5712
	Three-Seat Plus Wood Arm Lounge, Open Arm									
	FAE3-WLB3ONC Beech	3301	3459	3619	3936	4254	4569	4889	5207	5840
	Three-Seat Wood Arm Lounge, Semi Closed Arm									
	FAE3-WL3SNC Beech	3664	3855	4046	4425	4808	5187	5570	5950	6713
	Three-Seat Plus Wood Arm Lounge, Semi Closed Arm									
	FAE3-WLB3SNC Beech	3794	3983	4174	4555	4935	5318	5698	6080	6841
	Three-Seat Wood Arm Lounge, Closed Arm									
	FAE3-WL3CNC Beech	3682	3873	4064	4444	4827	5208	5587	5969	6732
	Three-Seat Plus Wood Arm Lounge, Closed Arm									
	FAE3-WLB3CNC Beech	3812	4002	4193	4574	4955	5338	5718	6099	6860
	Three-Seat Wood Arm High Back Lounge, Open Arm									
	FAE3-WH3ONC Beech	3389	3575	3764	4139	4517	4893	5269	5644	6398
	Three-Seat Plus Wood Arm High Back Lounge, Open Arm									
	FAE3-WHB3ONC Beech	3517	3705	3892	4271	4646	5022	5397	5775	6527
	Three-Seat Wood Arm High Back Lounge, Semi Closed Arm									
	FAE3-WH3SNC Beech	3881	4100	4320	4761	5200	5640	6080	6519	7398
	Three-Seat Plus Wood Arm High Back Lounge, Semi Closed Arm									
	FAE3-WHB3SNC Beech	4009	4230	4449	4889	5328	5768	6208	6648	7530
	Three-Seat Wood Arm High Back Lounge, Closed Arm									
	FAE3-WH3CNC Beech	3900	4119	4340	4778	5217	5658	6098	6537	7417
	Three-Seat Plus Wood Arm High Back Lounge, Closed Arm									
	FAE3-WHB3CNC Beech	4028	4249	4468	4908	5349	5788	6227	6666	7546

**ORDERING NOTES:** Faeron chairs can be specified with Urethane Arm Caps (UC), Solid Surface Arm Caps (SC) or Solid Surface Arm (SA), replace “NC” in the model number with the **Arm Style** selection below and add the upcharge listed on **Page 58**. See **page 98** for color selection.

PRODUCT CODE KEY

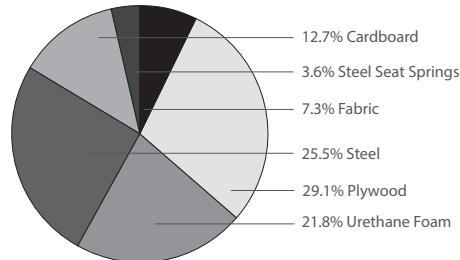
Line	Series	Chair Type	Size		Arm Style	Arm Cap
<div>FAE</div> <div>Faeron</div>	<div>3-W</div> <div>Wood Arm Lounge Seating</div>	<div>L</div> <div>Lounge</div>	<div>1</div> <div>One-Seat</div>	<div>B1</div> <div>One-Seat Plus</div>	<div>O</div> <div>Open Arm</div>	<div>NC</div> <div>No Cap</div>
		<div>H</div> <div>High Back Lounge</div>	<div>1+</div> <div>One-Seat Wide</div>	<div>B1+</div> <div>One-Seat Wide Plus</div>	<div>S</div> <div>Semi Closed Arm</div>	<div>UC</div> <div>Urethane Cap</div>
			<div>2</div> <div>Two-Seat</div>	<div>B2</div> <div>Two-Seat Plus</div>	<div>C</div> <div>Closed Arm</div>	<div>SC</div> <div>Solid Surface Cap</div>
			<div>3</div> <div>Three-Seat</div>	<div>B3</div> <div>Three-Seat Plus</div>		<div>SA</div> <div>Solid Surface Arm</div>

# FAERON METAL | ENVIRONMENTAL SUMMARY

## LEED CI CREDITS



MATERIAL CONTENT:



PRE-CONSUMER  
RECYCLED CONTENT = 7.27%

POST-CONSUMER  
RECYCLED CONTENT = 17.97%

Up to 38.18% of this Faeron product is recyclable at the end of its useful life.

### CONTRIBUTES TO

CREDIT 2.1 - 2.2	Construction Waste Management	1-2 point(s)
CREDIT 3.3	Resource Reuse	1 point
CREDIT 4.1	Recycled Content	1 point
CREDIT 4.2	Recycled Content	1 point
CREDIT 4.5	Low Emitting Materials, Systems & Seating	1 point
CREDIT 5.1	Regional Materials*	1 point
CREDIT 7	Certified Wood (MUST BE REQUESTED)	1 point(s)

\*This credit is only applicable if in total 20% of the combined value of the procurement of construction materials and in the furniture are manufactured within a radius of 500 miles. This credit will apply if the installation of the finished product occurs within 500 miles of Kitchener, Ontario.

## level® CERTIFICATION & AIR-EMISSIONS CERTIFICATION



### level® CERTIFICATION

BIFMA's e3 Furniture Sustainability Standard is a voluntary, multi-attribute standard that measures the degree of sustainability of furniture. This standard evaluates product and company environmental attributes and compliance systems in a wide range of elements which include Materials, Energy & Atmosphere, Human & Ecosystem Health and Social Responsibility. Faeron products have earned level®, BIFMA's sustainability certification program for furniture, certification through third-party verification against the e3 standard.



The mark of responsible forestry

### AIR-EMISSIONS

All Faeron products are supplied air-emissions certified. Contact customer service for information.

### FSC®

In 2005, Krug received Forest Stewardship Council® (FSC®) Chain-of-Custody certification for our manufacturing facilities. The FSC® Chain-of-Custody tracks certified wood from seedling to final sale. It signifies that the growth, harvesting and production of goods are entirely achieved through responsible forestry, which guarantees a healthy supply of forest resources for generations to come. Contact customer service for further information, pricing and leadtimes.



Architects, designers, and building professionals can specify FSC®-certified products in order to achieve a point from the U.S. Green Building Council's Leadership in Energy and Environmental Design (LEED) Rating System.



# FAERON METAL | DIMENSIONS & COM

## DIMENSIONS & COM REQUIREMENTS

	Overall Width	Overall Depth	Overall Height	Seat Height	Height of Arms from Floor	Width Between Arms	Seat Depth	Shipping Weight	Cube	COM Yardage Entire Unit	COM Yardage Seat Only	COM Yardage Back Only	COM Yardage Arm Only
<b>One-seat - open arm</b>													
lounge	27	28.5	31.5	17.8	24	23	21	67	20	4.2	1.3	1.7	1.2
high back	27	28.5	41.5	17.8	24	23	21	71	24	4.8	1.3	2.3	1.2
<b>One-seat - armless</b>													
lounge	23	28.5	31.5	17.8	-	-	21	52	20	3	1.3	1.7	-
high back	23	28.5	41.5	17.8	-	-	21	55	24	3.6	1.3	2.3	-
<b>One-seat - upholstered arm</b>													
lounge	28	28.5	31.5	17.8	24	23	21	75	20	5.9	1.3	1.7	2.9
high back	28	28.5	41.5	17.8	24	23	21	79	24	6.5	1.3	2.3	2.9
wingback	32	28.5	42.5	17.8	24	23	21	84	27	7.5	1.3	3.3	2.9
<b>One-seat wide - open arm</b>													
lounge	34	28.5	31.5	17.8	24	30	21	66	23	4.4	1.5	1.7	1.2
high back	34	28.5	41.5	17.8	24	30	21	80	27	5	1.5	2.3	1.2
<b>One-seat wide - armless</b>													
lounge	30	28.5	31.5	17.8	-	-	21	61	23	3.2	1.5	1.7	-
high back	30	28.5	41.5	17.8	-	-	21	65	27	3.8	1.5	2.3	-
<b>One-seat wide - upholstered arm</b>													
lounge	35	28.5	31.5	17.8	24	30	21	84	23	6.1	1.5	1.7	2.9
high back	35	28.5	41.5	17.8	24	30	21	88	27	6.7	1.5	2.3	2.9
wingback	39	28.5	42.5	17.8	24	30	21	93	30	7.5	1.3	3.3	2.9
<b>Two-seat - open arm</b>													
lounge	50	28.5	31.5	17.8	24	46	21	100	36	5.5	1.7	2.6	1.2
high back	50	28.5	41.5	17.8	24	46	21	107	43	6.4	1.7	3.5	1.2
<b>Two-seat - armless</b>													
lounge	46	28.5	31.5	17.8	-	-	21	87	36	4.3	1.7	2.6	-
high back	46	28.5	41.5	17.8	-	-	21	94	43	5.2	1.7	3.5	-
<b>Two-seat - upholstered arm</b>													
lounge	51	28.5	31.5	17.8	24	46	21	108	36	7.2	1.7	2.6	2.9
high back	51	28.5	41.5	17.8	24	46	21	115	43	8.1	1.7	3.5	2.9
wingback	55	28.5	42.5	17.8	24	46	21	120	46	9.1	1.7	4.5	2.9
<b>Three-seat - open arm</b>													
lounge	73	28.5	31.5	17.8	24	69	21	142	52	7.1	2.5	3.4	1.2
high back	73	28.5	41.5	17.8	24	69	21	149	61	8.4	2.5	4.7	1.2
<b>Three-seat - armless</b>													
lounge	69	28.5	31.5	17.8	-	-	21	122	52	5.9	2.5	3.4	-
high back	69	28.5	41.5	17.8	-	-	21	129	61	7.2	2.5	4.7	-
<b>Three-seat - upholstered arm</b>													
lounge	74	28.5	31.5	17.8	24	69	21	140	52	8.8	2.5	3.4	2.9
high back	74	28.5	41.5	17.8	24	69	21	147	61	10.1	2.5	4.7	2.9
wingback	78	28.5	42.5	17.8	24	69	21	145	64	10.3	1.7	5.7	2.9

### ORDERING NOTES:

#### CONTRASTING BACKS, SEATS & CLOSED ARMS

**Combination upholstery** (more than one upholstery cover within the same unit) is an option on all Faeron upholstered products. When combination upholstery is with upholstery of the same grade or COM, an upcharge for dual fabrics is **\$31 list** per unit and **\$60 list** per unit for three fabrics. When graded in combination upholstery is selected, use the highest grade upholstery selected or contact Customer Service for a quote -please provide the fabrics specified and a description of where each fabric is to be applied on the product in order to obtain a quote. Note: Some vinyls, leathers & upholsteries are not suitable for application on Faeron seating. Please refer to [page 95](#) for C.O.M approval process.

#### WEIGHT CAPACITIES

Faeron weight capacities are as follows:

One -Seat - 500 lbs  
 One -Seat - Plus - 750 lbs  
 One-seat Wide - 500 lbs  
 One-seat Wide Plus - 750 lbs  
 Two- Seat - 625 lbs  
 Two- Seat Plus- 975 lbs  
 Three - Seat - 850 lbs  
 Three - Seat Plus- 1200 lbs

Faeron Option Upcharges	\$ List		\$ List
CAL 133 & Moisture Barrier (per yard)	60	Beech Wood Arm (per pair)	117
One-Seat Removable Back Covers	142	Solid Surface Arm (per pair) - Gr A White	629
One-Seat wide Removable Back Covers	212	Solid Surface Arm (per pair) - Gr A Color	657
Two-Seat Removable Back Covers	281	Solid Surface Arm (per pair) - Gr B	714
Three-Seat Removable Back Covers	421	Solid Surface Arm (per pair) - Gr C	752
One-Seat Removable Seat Covers	142	See <a href="#">page 547</a> for color selection.	
One-Seat wide Removable Seat Covers	212		
Two-Seat Removable Seat Covers	281		
Three-Seat Removable Seat Covers	421		



# FAERON METAL | LOUNGE FEATURES & OPTIONS



## POLYMER ARM

Faeron arms are durable, comfortable, and long lasting. They are made with injected polymer that is a solid color throughout the arm and are available in three color options: Black, Grey and Taupe.



## ARMLESS

Faeron Armless Lounge seating features a metal base available in 2 finish selections; Silver Metallic or Brushed Nickel.



## ARM PANELS

Arm Panels are available on Faeron Metal Lounge seating in semi closed and fully closed styles for optimum design flexibility.



## METAL ARM FRAME

Faeron Metal Lounge chairs are available in Silver Metallic and Brushed Nickel featuring Polymer Arm. Can be specified with optional Solid Surface or Beech wood.



## LOUNGE WALL SAVER

Faeron Lounge models include a wall saver feature in which the angle of the back and the rear legs are designed to keep the back away from the wall, to prevent wear and damage to both the chair and the wall. Not included for Faeron High Back Lounge or Faeron Wingback Lounge due to back height.



## CLEAN OUT

All Faeron Lounge seating has a built-in clean out feature: a space at the back of the seat that allows dirt, debris and liquid to fall to the floor for easy clean up and maintenance - designed so that it does not detract from the comfort or appearance of the product.



## OPTIONS


### WOOD ARM

Wood arms are solid Beech and available in standard and custom finishes. Krug's wood finish is a proprietary high-durability formulation that has been shown to be an industry leader in abrasion resistance. Arms can be replaced if they do become damaged or degraded.



### SOLID SURFACE ARM

The optional Solid Surface Arm provides a fully seamless armrest for enhanced durability, protection and cleanability. It is available in 8 standard Corian colors, and custom colors (at an upcharge). Arms are replaceable as a full side frame if they become damaged or degraded.



### COMBINATION UPHOLSTERY

When combination upholstery (more than one upholstery cover within the same unit) is specified with upholstery of the same grade or COM, an upcharge for dual fabrics is **\$31 list** per unit and **\$60 list** per unit for three fabrics. When graded-in combination upholstery is selected, use the highest grade upholstery selected or contact Customer Service for a quote

### MOISTURE BARRIER & CAL 133





California Technical Bulletin 133 is a flammability test for seating. Krug offers a compliance method, in combination with non- flammable upholstery covers, that may enable products to meet certification requirements for this test. This process at the same time also provides the products with a Moisture Barrier - a treatment that helps to prevent the passage of liquids and moisture to inside of the upholstered components - thereby conferring sanitary and anti-infection benefits. So when CAL133 is specified, the product also automatically has a Moisture Barrier, and when a Moisture Barrier is specified, the product also features the compliance method and low flammability features of CAL 133. The application of this up-charge and the compliance method does not mean that the specific configuration of product and upholstery cover are tested and officially certified as being CAL133 compliant. If the official certification is required, Krug will provide this (through an independent certified testing laboratory) at a charge of \$852 per item, plus the cost of the product to be tested. Lead time for certification testing is typically 4-8 weeks. Moisture Barrier & CAL 133 is available for an upcharge of **\$60 list** per yard.

### REMOVABLE AND REPLACEABLE COVERS

Faeron Lounge Chairs are available with a Removable Seat & Back Covers. See [page 67](#) for upcharges.





[Faeron Lounge Images](#) | [www.krug.ca](http://www.krug.ca)

FAERON METAL | ARMLESS LOUNGE

DESCRIPTION/MODEL		COM	2	COL	4	FABRIC GRADES			LEATHER	
		1		3		5	6	7	8	9
	One-Seat, Armless, with Silver Metallic Metal Base									
	FAE3-MAL1S	1516	1580	1641	1768	1894	2021	2115	2271	2523
	One-Seat Plus, Armless, with Silver Metallic Metal Base									
	FAE3-MALB1S	1576	1639	1703	1828	1954	2080	2175	2332	2585
	One-Seat, Armless, with Brushed Nickel Metal Base									
	FAE3-MAL1N	1643	1707	1770	1895	2021	2147	2242	2398	2652
	One-Seat Plus, Armless, with Brushed Nickel Metal Base									
	FAE3-MALB1N	1704	1768	1830	1955	2081	2209	2302	2459	2711
	One-Seat Wide, Armless, with Silver Metallic Metal Base									
	FAE3-MAL1+S	1724	1811	1896	2068	2240	2410	2583	2752	3096
	One-Seat Wide Plus, Armless, with Silver Metallic Metal Base									
	FAE3-MALB1+S	1791	1875	1962	2132	2304	2476	2647	2819	3161
	One-Seat Wide, Armless, with Brushed Nickel Metal Base									
	FAE3-MAL1+N	1852	1937	2024	2196	2366	2538	2709	2880	3223
	One-Seat Wide Plus, Armless, with Brushed Nickel Metal Base									
	FAE3-MALB1+N	1917	2004	2089	2260	2432	2604	2773	2946	3288
	Two-Seat, Armless, with Silver Metallic Metal Base									
	FAE3-MAL2S	2186	2282	2376	2563	2752	2942	3130	3320	3698
	Two-Seat Plus, Armless, with Silver Metallic Metal Base									
	FAE3-MALB2S	2280	2373	2467	2656	2845	3033	3223	3412	3791
	Two-Seat, Armless, with Brushed Nickel Metal Base									
	FAE3-MAL2N	2313	2408	2502	2690	2880	3070	3259	3447	3826
	Two-Seat Plus, Armless, with Brushed Nickel Metal Base									
	FAE3-MALB2N	2407	2501	2594	2782	2972	3161	3351	3539	3918
	Three-Seat, Armless, with Silver Metallic Metal Base									
	FAE3-MAL3S	2928	3077	3229	3532	3835	4137	4439	4742	5346
	Three-Seat Plus, Armless, with Silver Metallic Metal Base									
	FAE3-MALB3S	3081	3232	3384	3685	3988	4290	4593	4897	5501
	Three-Seat, Armless, with Brushed Nickel Metal Base									
	FAE3-MAL3N	3238	3389	3540	3843	4146	4448	4750	5052	5656
	Three-Seat Plus, Armless, with Brushed Nickel Metal Base									
	FAE3-MALB3N	3392	3543	3695	3997	4300	4602	4905	5208	5811

PRODUCT CODE KEY					
Line	Series	Chair Type	Size		Base
<div>FAE</div> Faeron	<div>3-MA</div> Metal Lounge Seating	<div>L</div> Lounge	<div>1</div> One-Seat	<div>B1</div> One-Seat Plus	<div>S</div> Silver Metallic Base
		<div>H</div> High Back Lounge	<div>1+</div> One-Seat Wide	<div>B1+</div> One-Seat Wide Plus	<div>N</div> Brushed Nickel
			<div>2</div> Two-Seat	<div>B2</div> Two-Seat Plus	
			<div>3</div> Three-Seat	<div>B3</div> Three-Seat Plus	

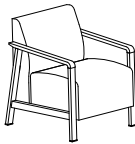

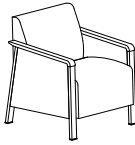
# FAERON METAL | ARMLESS HIGH BACK LOUNGE

DESCRIPTION/MODEL	Species	COM 1	2	COL 3	4	FABRIC GRADES 5 6		7	LEATHER 8	9
	One-Seat, Armless, High back, with Silver Metallic Metal Base FAE3-MAH1S	1714	1791	1869	2022	2176	2330	2485	2638	2946
	One-Seat Plus, Armless, High back, with Silver Metallic Metal Base FAE3-MAHB1S	1774	1852	1929	2082	2238	2391	2545	2699	3006
	One-Seat, Armless, High back, with Brushed Nickel Metal Base FAE3-MAH1N	1842	1918	1996	2149	2303	2458	2612	2766	3074
	One-Seat Plus, Armless, High, with Brushed Nickel Metal Base FAE3-MAHB1N	1901	1979	2056	2210	2365	2518	2673	2825	3135
	One-Seat Wide, Armless, High back, with Silver Metallic Metal Base FAE3-MAH1+S	1937	2037	2137	2336	2536	2735	2936	3135	3533
	One-Seat Wide Plus, Armless, High back, with Silver Metallic Metal Base FAE3-MAHB1+S	2004	2104	2202	2400	2601	2799	3000	3199	3598
	One-Seat Wide, Armless, High back, with Brushed Nickel Metal Base FAE3-MAH1+N	2064	2165	2264	2464	2662	2863	3063	3262	3660
	One-Seat Wide Plus, Armless, High back, with Brushed Nickel Metal Base FAE3-MAHB1+N	2130	2231	2330	2528	2728	2928	3127	3326	3725
	Two-Seat, Armless, High back, with Silver Metallic Metal Base FAE3-MAH2S	2336	2442	2551	2769	2986	3204	3419	3635	4069
	Two-Seat Plus, Armless, High back, with Silver Metallic Metal Base FAE3-MAHB2S	2426	2534	2643	2861	3077	3294	3512	3728	4161
	Two-Seat, Armless, High back, with Brushed Nickel Metal Base FAE3-MAH2N	2464	2570	2679	2896	3114	3330	3546	3763	4196
	Two-Seat Plus, Armless, High back, with Brushed Nickel Metal Base FAE3-MAHB2N	2553	2661	2771	2988	3206	3421	3638	3856	4288
	Three-Seat, Armless, High back, with Silver Metallic Metal Base FAE3-MAH3S	3133	3312	3491	3848	4208	4566	4924	5283	5999
	Three-Seat Plus, Armless, High back with Silver Metallic Metal Base FAE3-MAHB3S	3287	3467	3646	4005	4364	4721	5079	5438	6155
	Three-Seat, Armless, High back, with Brushed Nickel Metal Base FAE3-MAH3N	3444	3624	3802	4161	4519	4878	5236	5595	6312
	Three-Seat Plus, Armless, High back with Brushed Nickel Metal Base FAE3-MAHB3N	3598	3777	3956	4315	4674	5032	5391	5749	6466

## PRODUCT CODE KEY

Line	Series	Chair Type	Size		Base
<b>FAE</b> Faeron	<b>3-MA</b> Metal Lounge Seating	<b>L</b> Lounge	<b>1</b> One-Seat	<b>B1</b> One-Seat Plus	<b>S</b> Silver Metallic Base
		<b>H</b> High Back Lounge	<b>1+</b> One-Seat Wide	<b>B1+</b> One-Seat Wide Plus	<b>N</b> Brushed Nickel
			<b>2</b> Two-Seat	<b>B2</b> Two-Seat Plus	
			<b>3</b> Three-Seat	<b>B3</b> Three-Seat Plus	

# FAERON METAL | LOUNGE


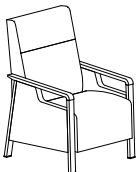

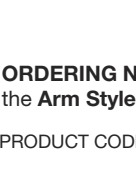

DESCRIPTION/MODEL		COM		COL	4	FABRIC GRADES		6	7	LEATHER	9
		1	2	3		5	8				
	One-Seat, with Open Arm, Silver Metallic FAE3-ML1OPAS	1641	1706	1769	1894	2021	2146	2272	2397	2651	
	One-Seat Plus, with Open Arm, Silver Metallic FAE3-MLB1OPAS	1703	1767	1828	1954	2080	2207	2332	2459	2710	
	One-Seat, with Open Arm, Brushed Nickel FAE3-ML1OPAN	2307	2371	2433	2559	2685	2812	2938	3063	3315	
	One-Seat Plus, with Open Arm, Brushed Nickel FAE3-MLB1OPAN	2368	2431	2493	2618	2745	2872	2998	3124	3376	
	One-Seat, with Semi Closed Arm, Silver Metallic FAE3-ML1SPAS	2138	2231	2323	2488	2659	2825	2999	3181	3491	
	One-Seat Plus, with Semi Closed Arm, Silver Metallic FAE3-MLB1SPAS	2198	2292	2381	2548	2721	2887	3057	3241	3552	
	One-Seat, with Semi Closed Arm, Brushed Nickel FAE3-ML1SPAN	2804	2896	2987	3152	3325	3491	3663	3846	4157	
	One-Seat Plus, with Semi Closed Arm, Brushed Nickel FAE3-MLB1SPAN	2864	2957	3046	3213	3386	3552	3722	3906	4216	
	One-Seat, with Closed Arm, Silver Metallic FAE3-ML1CPAS	2156	2248	2339	2505	2679	2844	3015	3198	3509	
	One-Seat Plus, with Closed Arm, Silver Metallic FAE3-MLB1CPAS	2216	2309	2398	2565	2739	2905	3075	3260	3569	
	One-Seat, with Closed Arm, Brushed Nickel FAE3-ML1CPAN	2821	2914	3004	3170	3344	3509	3680	3863	4173	
	One-Seat Plus, with Closed Arm, Brushed Nickel FAE3-MLB1CPAN	2881	2974	3065	3232	3403	3569	3741	3925	4234	

**ORDERING NOTES:** Faeron chairs can be specified with Solid Surface Arm (SA) or Wood Arm (WA), replace “PA” in the model number with the **Arm Style** selection below and add the upcharge listed on [Page 67](#). See [page 98](#) for color selection.

## PRODUCT CODE KEY

Line	Series	Chair Type	Size		Arm Type	Arm Style	Frame
<b>FAE</b> Faeron	<b>3-M</b> Metal Lounge Seating	<b>L</b> Lounge	<b>1</b> One-Seat	<b>B1</b> One-Seat Plus	<b>O</b> Open Arm	<b>PA</b> Polymer Arm	<b>S</b> Silver Metallic
		<b>H</b> High Back Lounge	<b>1+</b> One-Seat Wide	<b>B1+</b> One-Seat Wide Plus	<b>S</b> Semi Closed Arm	<b>WA</b> Wood Arm	<b>N</b> Brushed Nickel
			<b>2</b> Two-Seat	<b>B2</b> Two-Seat Plus	<b>C</b> Closed Arm	<b>SA</b> Solid Surface Arm	
			<b>3</b> Three-Seat	<b>B3</b> Three-Seat Plus			

# FAERON METAL | HIGH BACK LOUNGE

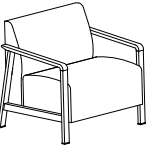
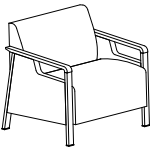
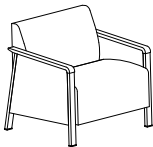
DESCRIPTION/MODEL	COM		COL		FABRIC GRADES			LEATHER	
	1	2	3	4	5	6	7	8	9
	One-Seat, High back, with Open Arm, Silver Metallic FAE3-MH1OPAS								
	1842	1917	1994	2149	2302	2458	2611	2766	3074
	One-Seat Plus, High back, with Open Arm, Silver Metallic FAE3-MHB1OPAS								
	1901	1979	2055	2210	2364	2518	2672	2825	3135
	One-Seat, High back, with Open Arm, Brushed Nickel FAE3-MH1OPAN								
	2507	2584	2659	2814	2967	3123	3276	3430	3739
	One-Seat Plus, High back, with Open Arm, Brushed Nickel FAE3-MHB1OPAN								
	2566	2643	2721	2875	3029	3183	3336	3491	3799
	One-Seat, High back, with Semi Closed Arm, Silver Metallic FAE3-MH1SPAS								
	2337	2442	2548	2743	2943	3138	3336	3547	3913
	One-Seat Plus, High back, with Semi Closed Arm, Silver Metallic FAE3-MHB1SPAS								
	2397	2503	2608	2804	3003	3197	3398	3609	3974
	One-Seat, High back, with Semi Closed Arm, Brushed Nickel FAE3-MH1SPAN								
	3002	3107	3213	3408	3608	3802	4001	4213	4578
	One-Seat Plus, High back, with Semi Closed Arm, Brushed Nickel FAE3-MHB1SPAN								
	3063	3169	3274	3470	3669	3862	4063	4275	4640
	One-Seat, High back, with Closed Arm, Silver Metallic FAE3-MH1CPAS								
	2354	2461	2565	2763	2960	3154	3354	3566	3931
	One-Seat Plus, High back, with Closed Arm, Silver Metallic FAE3-MHB1PAS								
	2417	2521	2627	2822	3021	3215	3415	3627	3993
	One-Seat, High back, with Closed Arm, Brushed Nickel FAE3-MH1CPAN								
	3020	3126	3232	3427	3626	3819	4020	4232	4597
	One-Seat Plus, High back, with Closed Arm, Brushed Nickel FAE3-MHB1CPAN								
	3081	3186	3292	3487	3685	3881	4079	4291	4657

**ORDERING NOTES:** Faeron chairs can be specified with Solid Surface Arm (SA) or Wood Arm (WA), replace “PA” in the model number with the **Arm Style** selection below and add the upcharge listed on [page 67](#). See [page 98](#) for color selection.

## PRODUCT CODE KEY

Line	Series	Chair Type	Size		Arm Type	Arm Style	Frame
FAE Faeron	3-M Metal Lounge Seating	L Lounge	1 One-Seat	B1 One-Seat Plus	O Open Arm	PA Polymer Arm	S Silver Metallic
		H High Back Lounge	1+ One-Seat Wide	B1+ One-Seat Wide Plus	S Semi Closed Arm	WA Wood Arm	N Brushed Nickel
			2 Two-Seat	B2 Two-Seat Plus	C Closed Arm	SA Solid Surface Arm	
			3 Three-Seat	B3 Three-Seat Plus			

FAERON METAL | LOUNGE

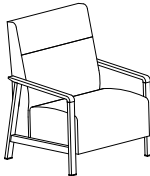
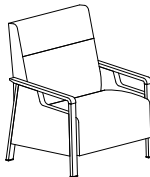

DESCRIPTION/MODEL	COM		COL	4	FABRIC GRADES		7	LEATHER	
	1	2			5	6		8	9
	One-Seat Wide, with Open Arm, Silver Metallic FAE3-ML1+OPAS	1811 1895	1980	2151	2324	2495	2666	2837	3180
	One-Seat Wide Plus, with Open Arm, Silver Metallic FAE3-MLB1+OPAS	1874 1959	2046	2217	2387	2560	2731	2903	3245
	One-Seat Wide, with Open Arm, Brushed Nickel FAE3-ML1+OPAN	2475 2560	2646	2817	2989	3160	3331	3502	3845
	One-Seat Wide Plus, with Open Arm, Brushed Nickel FAE3-MLB1+OPAN	2539 2626	2709	2882	3054	3224	3398	3567	3910
	One-Seat Wide, with Semi Closed Arm, Silver Metallic FAE3-ML1+SPAS	2306 2420	2533	2745	2963	3174	3392	3621	4021
	One-Seat Wide Plus, with Semi Closed Arm, Silver Metallic FAE3-MLB1+SPAS	2370 2485	2598	2812	3029	3239	3458	3684	4087
	One-Seat Wide, with Semi Closed Arm, Brushed Nickel FAE3-ML1+SPAN	2971 3085	3198	3409	3628	3840	4056	4286	4685
	One-Seat Wide Plus, with Semi Closed Arm, Brushed Nickel FAE3-MLB1+SPAN	3034 3149	3263	3476	3694	3904	4122	4350	4751
	One-Seat Wide, with Closed Arm, Silver Metallic FAE3-ML1+CPAS	2324 2438	2551	2764	2981	3192	3408	3638	4038
	One-Seat Wide Plus, with Closed Arm, Silver Metallic FAE3-MLB1+CPAS	2386 2502	2615	2828	3046	3257	3475	3703	4104
	One-Seat Wide, with Closed Arm, Brushed Nickel FAE3-ML1+CPAN	2989 3102	3216	3429	3648	3858	4075	4303	4703
	One-Seat Wide Plus, with Closed Arm, Brushed Nickel FAE3-MLB1+CPAN	3053 3168	3281	3494	3711	3923	4140	4369	4769

**ORDERING NOTES:** Faeron chairs can be specified with Solid Surface Arm (SA) or Wood Arm (WA), replace “PA” in the model number with the **Arm Style** selection below and add the upcharge listed on **Page 67**. See **page 98** for color selection.

PRODUCT CODE KEY

Line	Series	Chair Type	Size		Arm Type	Arm Style	Frame
<div>FAE</div> Faeron	<div>3-M</div> Metal Lounge Seating	<div>L</div> Lounge	<div>1</div> One-Seat	<div>B1</div> One-Seat Plus	<div>O</div> Open Arm	<div>PA</div> Polymer Arm	<div>S</div> Silver Metallic
		<div>H</div> High Back Lounge	<div>1+</div> One-Seat Wide	<div>B1+</div> One-Seat Wide Plus	<div>S</div> Semi Closed Arm	<div>WA</div> Wood Arm	<div>N</div> Brushed Nickel
			<div>2</div> Two-Seat	<div>B2</div> Two-Seat Plus	<div>C</div> Closed Arm	<div>SA</div> Solid Surface Arm	
			<div>3</div> Three-Seat	<div>B3</div> Three-Seat Plus			

# FAERON METAL | HIGH BACK LOUNGE

DESCRIPTION/MODEL	COM 1	2	COL 3	4	FABRIC GRADES 5	6	7	LEATHER 8	9	
	One-Seat Wide, High back, with Open Arm, Silver Metallic FAE3-MH1+OPAS	2022	2122	2220	2421	2618	2820	3019	3219	3618
	One-Seat Wide Plus, High back, with Open Arm, Silver Metallic FAE3-MHB1+OPAS	2086	2188	2286	2486	2685	2886	3085	3283	3681
	One-Seat Wide, High back, with Open Arm, Brushed Nickel FAE3-MH1+OPAN	2687	2787	2887	3085	3283	3485	3683	3884	4283
	One-Seat Wide Plus, High back, with Open Arm, Brushed Nickel FAE3-MHB1+OPAN	2751	2852	2951	3150	3350	3551	3750	3949	4347
	One-Seat Wide, High back, with Semi Closed Arm, Silver Metallic FAE3-MH1+SPAS	2518	2647	2774	3014	3260	3499	3745	4001	4458
	One-Seat Wide Plus, High back, with Semi Closed Arm, Silver Metallic FAE3-MHB1+SPAS	2584	2711	2839	3080	3325	3566	3811	4067	4522
	One-Seat Wide, High back, with Semi Closed Arm, Brushed Nickel FAE3-MH1+SPAN	3183	3312	3441	3680	3925	4164	4411	4667	5122
	One-Seat Wide Plus, High back, with Semi Closed Arm, Brushed Nickel FAE3-MHB1+SPAN	3248	3377	3504	3745	3989	4231	4475	4731	5187
	One-Seat Wide, High back, with Closed Arm, Silver Metallic FAE3-MH1+CPAS	2536	2665	2793	3033	3277	3517	3763	4020	4475
	One-Seat Wide Plus, High back, with Closed Arm, Silver Metallic FAE3-MHB1+CPAS	2601	2730	2857	3097	3344	3583	3828	4084	4540
	One-Seat Wide, High back, with Closed Arm, Brushed Nickel FAE3-MH1+CPAN	3199	3330	3458	3698	3941	4182	4427	4684	5141
	One-Seat Wide Plus, High back, with Closed Arm, Brushed Nickel FAE3-MHB1+CPAN	3265	3395	3523	3763	4008	4248	4494	4748	5205

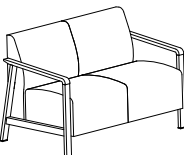
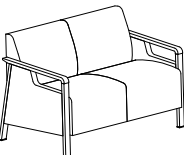
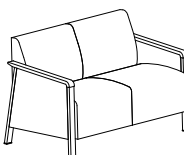
**ORDERING NOTES:** Faeron chairs can be specified with Solid Surface Arm (SA) or Wood Arm (WA), replace “PA” in the model number with the **Arm Style** selection below and add the upcharge listed on **Page 67**. See **page 98** for color selection.

## PRODUCT CODE KEY

Line	Series	Chair Type	Size	Arm Type	Arm Style	Frame
<b>FAE</b> Faeron	<b>3-M</b> Metal Lounge Seating	<b>L</b> Lounge	<b>1</b> One-Seat	<b>O</b> Open Arm	<b>PA</b> Polymer Arm	<b>S</b> Silver Metallic
		<b>H</b> High Back Lounge	<b>1+</b> One-Seat Wide	<b>S</b> Semi Closed Arm	<b>WA</b> Wood Arm	<b>N</b> Brushed Nickel
			<b>2</b> Two-Seat	<b>B2</b> Two-Seat Plus	<b>C</b> Closed Arm	<b>SA</b> Solid Surface Arm
			<b>3</b> Three-Seat	<b>B3</b> Three-Seat Plus		



FAERON METAL | LOUNGE

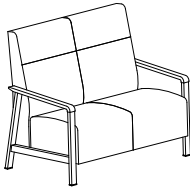


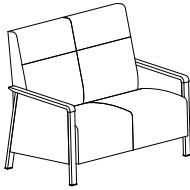
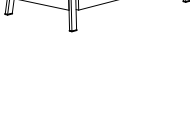
DESCRIPTION/MODEL	COM 1	2	COL 3	4	FABRIC GRADES 5	6	7	LEATHER 8	9		
	Two-Seat, with Open Arm, Silver Metallic FAE3-ML2OPAS		2294	2387	2481	2673	2861	3050	3239	3428	3806
	Two-Seat Plus, with Open Arm, Silver Metallic FAE3-MLB2OPAS		2365	2459	2553	2742	2932	3121	3309	3499	3878
	Two-Seat, with Open Arm, Brushed Nickel FAE3-ML2OPAN		2960	3054	3148	3337	3525	3716	3904	4093	4471
	Two-Seat Plus, with Open Arm, Brushed Nickel FAE3-MLB2OPAN		3030	3124	3219	3407	3597	3786	3974	4164	4542
	Two-Seat, with Semi Closed Arm, Silver Metallic FAE3-ML2SPAS		2791	2914	3035	3266	3500	3730	3965	4210	4647
	Two-Seat Plus, with Semi Closed Arm, Silver Metallic FAE3-MLB2SPAS		2861	2984	3105	3336	3572	3800	4035	4283	4718
	Two-Seat, with Semi Closed Arm, Brushed Nickel FAE3-ML2SPAN		3455	3579	3702	3931	4165	4395	4631	4876	5311
	Two-Seat Plus, with Semi Closed Arm, Brushed Nickel FAE3-MLB2SPAN		3525	3650	3772	4001	4237	4465	4700	4948	5382
	Two-Seat, with Closed Arm, Silver Metallic FAE3-ML2CPAS		2809	2931	3054	3283	3518	3748	3983	4229	4664
	Two-Seat Plus, with Closed Arm, Silver Metallic FAE3-MLB2CPAS		2878	3002	3125	3354	3590	3817	4053	4300	4735
	Two-Seat, with Closed Arm, Brushed Nickel FAE3-ML2CPAN		3473	3597	3719	3950	4183	4413	4648	4893	5330
	Two-Seat Plus, with Closed Arm, Brushed Nickel FAE3-MLB2CPAN		3543	3667	3790	4020	4255	4483	4718	4964	5401

**ORDERING NOTES:** Faeron chairs can be specified with Solid Surface Arm (SA) or Wood Arm (WA), replace “PA” in the model number with the **Arm Style** selection below and add the upcharge listed on **Page 67**. See **page 98** for color selection.

PRODUCT CODE KEY

Line	Series	Chair Type	Size		Arm Type	Arm Style	Frame
<div>FAE</div> Faeron	<div>3-M</div> Metal Lounge Seating	<div>L</div> Lounge	<div>1</div> One-Seat	<div>B1</div> One-Seat Plus	<div>O</div> Open Arm	<div>PA</div> Polymer Arm	<div>S</div> Silver Metallic
		<div>H</div> High Back Lounge	<div>1+</div> One-Seat Wide	<div>B1+</div> One-Seat Wide Plus	<div>S</div> Semi Closed Arm	<div>WA</div> Wood Arm	<div>N</div> Brushed Nickel
			<div>2</div> Two-Seat	<div>B2</div> Two-Seat Plus	<div>C</div> Closed Arm	<div>SA</div> Solid Surface Arm	
			<div>3</div> Three-Seat	<div>B3</div> Three-Seat Plus			

# FAERON METAL | HIGH BACK LOUNGE

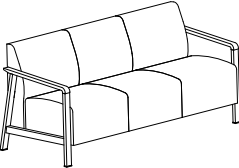
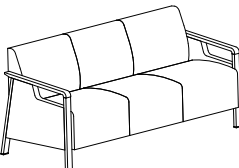
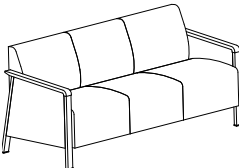
DESCRIPTION/MODEL	COM	2	COL	4	FABRIC GRADES		6	7	LEATHER	9
	1		3		5				8	
	Two-Seat, High back, with Open Arm, Silver Metallic									
	FAE3-MH2OPAS	2441	2550	2658	2876	3094	3310	3528	3745	4179
	Two-Seat Plus, High back, with Open Arm, Silver Metallic									
	FAE3-MHB2OPAS	2514	2623	2729	2946	3164	3379	3597	3815	4249
	Two-Seat, High back, with Open Arm, Brushed Nickel									
	FAE3-MH2OPAN	3105	3215	3324	3541	3758	3975	4192	4411	4843
	Two-Seat Plus, High back, with Open Arm, Brushed Nickel									
	FAE3-MHB2OPAN	3180	3287	3394	3611	3828	4046	4262	4480	4913
	Two-Seat, High back, with Semi Closed Arm, Silver Metallic									
	FAE3-MH2SPAS	2938	3075	3212	3471	3732	3989	4254	4527	5019
	Two-Seat Plus, High back, with Semi Closed Arm, Silver Metallic									
	FAE3-MHB2SPAS	3010	3148	3282	3540	3803	4060	4324	4599	5090
	Two-Seat, High back, with Semi Closed Arm, Brushed Nickel									
	FAE3-MH2SPAN	3603	3741	3878	4135	4398	4655	4918	5193	5685
	Two-Seat Plus, High back, with Semi Closed Arm, Brushed Nickel									
	FAE3-MHB2SPAN	3675	3813	3947	4205	4468	4725	4988	5263	5755
	Two-Seat, High back, with Closed Arm, Silver Metallic									
	FAE3-MH2CPAS	2956	3094	3231	3488	3751	4008	4272	4546	5038
	Two-Seat Plus, High back, with Closed Arm, Silver Metallic									
	FAE3-MHB2CPAS	3028	3166	3301	3557	3820	4077	4341	4615	5107
	Two-Seat, High back, with Closed Arm, Brushed Nickel									
	FAE3-MH2CPAN	3621	3758	3895	4152	4416	4673	4935	5211	5702
	Two-Seat Plus, High back, with Closed Arm, Brushed Nickel									
	FAE3-MHB2CPAN	3693	3831	3965	4223	4485	4743	5006	5280	5772

**ORDERING NOTES:** Faeron chairs can be specified with Solid Surface Arm (SA) or Wood Arm (WA), replace “PA” in the model number with the **Arm Style** selection below and add the upcharge listed on [Page 67](#). See [page 98](#) for color selection.

## PRODUCT CODE KEY

Line	Series	Chair Type	Size		Arm Type	Arm Style	Frame
<b>FAE</b> Faeron	<b>3-M</b> Metal Lounge Seating	<b>L</b> Lounge	<b>1</b> One-Seat	<b>B1</b> One-Seat Plus	<b>O</b> Open Arm	<b>PA</b> Polymer Arm	<b>S</b> Silver Metallic
		<b>H</b> High Back Lounge	<b>1+</b> One-Seat Wide	<b>B1+</b> One-Seat Wide Plus	<b>S</b> Semi Closed Arm	<b>WA</b> Wood Arm	<b>N</b> Brushed Nickel
			<b>2</b> Two-Seat	<b>B2</b> Two-Seat Plus	<b>C</b> Closed Arm	<b>SA</b> Solid Surface Arm	
			<b>3</b> Three-Seat	<b>B3</b> Three-Seat Plus			

FAERON METAL | LOUNGE

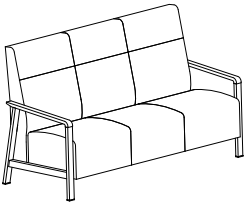
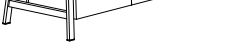
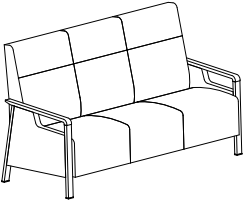



DESCRIPTION/MODEL	COM	2	COL	4	FABRIC GRADES		6	7	LEATHER	9
	1		3		5				8	
	Three-Seat, with Open Arm, Silver Metallic FAE3-ML3OPAS	2964	3116	3163	3569	3872	4173	4476	4779	5384
	Three-Seat Plus, with Open Arm, Silver Metallic FAE3-MLB3OPAS	3088	3239	3391	3693	3995	4297	4600	4903	5507
	Three-Seat, with Open Arm, Brushed Nickel FAE3-ML3OPAN	3629	3779	3827	4234	4537	4839	5142	5445	6050
	Three-Seat Plus, with Open Arm, Brushed Nickel FAE3-MLB3OPAN	3753	3904	4056	4357	4660	4962	5265	5568	6173
	Three-Seat, with Semi Closed Arm, Silver Metallic FAE3-ML3SPAS	3461	3639	3716	4163	4512	4854	5202	5562	6224
	Three-Seat Plus, with Semi Closed Arm, Silver Metallic FAE3-MLB3SPAS	3584	3764	3943	4286	4635	4976	5325	5685	6347
	Three-Seat, with Semi Closed Arm, Brushed Nickel FAE3-ML3SPAN	4125	4305	4380	4829	5177	5518	5866	6229	6888
	Three-Seat Plus, with Semi Closed Arm, Brushed Nickel FAE3-MLB3SPAN	4249	4429	4609	4952	5300	5642	5990	6350	7012
	Three-Seat, with Closed Arm, Silver Metallic FAE3-ML3CPAS	3478	3658	3732	4182	4530	4870	5220	5581	6243
	Three-Seat Plus, with Closed Arm, Silver Metallic FAE3-MLB3CPAS	3601	3784	3962	4304	4652	4995	5343	5704	6365
	Three-Seat, with Closed Arm, Brushed Nickel FAE3-ML3CPAN	4144	4324	4398	4845	5194	5536	5885	6246	6907
	Three-Seat Plus, with Closed Arm, Brushed Nickel FAE3-MLB3CPAN	4265	4448	4628	4969	5319	5659	6009	6369	7032

**ORDERING NOTES:** Faeron chairs can be specified with Solid Surface Arm (SA) or Wood Arm (WA), replace “PA” in the model number with the **Arm Style** selection below and add the upcharge listed on **Page 67**. See **page 98** for color selection.

PRODUCT CODE KEY

Line	Series	Chair Type	Size		Arm Type	Arm Style	Frame
<div>FAE</div> Faeron	<div>3-M</div> Metal Lounge Seating	<div>L</div> Lounge	<div>1</div> One-Seat	<div>B1</div> One-Seat Plus	<div>O</div> Open Arm	<div>PA</div> Polymer Arm	<div>S</div> Silver Metallic
		<div>H</div> High Back Lounge	<div>1+</div> One-Seat Wide	<div>B1+</div> One-Seat Wide Plus	<div>S</div> Semi Closed Arm	<div>WA</div> Wood Arm	<div>N</div> Brushed Nickel
			<div>2</div> Two-Seat	<div>B2</div> Two-Seat Plus	<div>C</div> Closed Arm	<div>SA</div> Solid Surface Arm	
			<div>3</div> Three-Seat	<div>B3</div> Three-Seat Plus			

# FAERON METAL | HIGH BACK LOUNGE

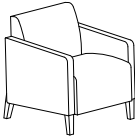
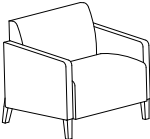
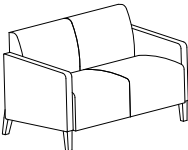
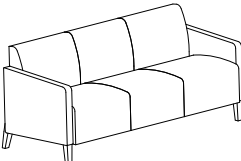
DESCRIPTION/MODEL	COM		COL		FABRIC GRADES			LEATHER	
	1	2	3	4	5	6	7	8	9
	Three-Seat, High back, with Open Arm, Silver Metallic								
	FAE3-MH3OPAS	3170	3350	3529	3887	4245	4604	4962	5321 6038
	Three-Seat Plus, High back, with Open Arm, Silver Metallic								
	FAE3-MHB3OPAS	3294	3472	3653	4010	4369	4727	5086	5444 6161
	Three-Seat, High back, with Open Arm, Brushed Nickel								
	FAE3-MH3OPAN	3836	4015	4193	4552	4911	5269	5627	5987 6702
	Three-Seat Plus, High back, with Open Arm, Brushed Nickel								
	FAE3-MHB3OPAN	3959	4138	4318	4675	5033	5393	5750	6109 6826
	Three-Seat, High back, with Semi Closed Arm, Silver Metallic								
	FAE3-MH3SPAS	3667	3876	4081	4481	4885	5283	5687	6105 6878
	Three-Seat Plus, High back, with Semi Closed Arm, Silver Metallic								
	FAE3-MHB3SPAS	3790	3997	4206	4604	5007	5407	5810	6227 7000
	Three-Seat, High back, with Semi Closed Arm, Brushed Nickel								
	FAE3-MH3SPAN	4331	4540	4746	5145	5551	5948	6353	6770 7544
	Three-Seat Plus, High back, with Semi Closed Arm, Brushed Nickel								
	FAE3-MHB3SPAN	4454	4661	4870	5269	5673	6071	6477	6892 7667
	Three-Seat, High back, with Closed Arm, Silver Metallic								
	FAE3-MH3CPAS	3683	3892	4099	4498	4904	5301	5706	6122 6897
	Three-Seat Plus, High back, with Closed Arm, Silver Metallic								
	FAE3-MHB3CPAS	3807	4015	4223	4621	5027	5423	5830	6245 7019
	Three-Seat, High back, with Closed Arm, Brushed Nickel								
	FAE3-MH3CPAN	4348	4558	4766	5163	5570	5968	6371	6787 7560
	Three-Seat Plus, High back, with Closed Arm, Brushed Nickel								
	FAE3-MHB3CPAN	4472	4680	4889	5286	5691	6090	6494	6909 7684

**ORDERING NOTES:** Faeron chairs can be specified with Solid Surface Arm (SA) or Wood Arm (WA), replace "PA" in the model number with the **Arm Style** selection below and add the upcharge listed on **Page 67**. See **page 98** for color selection.

## PRODUCT CODE KEY

Line	Series	Chair Type	Size		Arm Type	Arm Style	Frame
FAE Faeron	3-M Metal Lounge Seating	L Lounge	1 One-Seat	B1 One-Seat Plus	O Open Arm	PA Polymer Arm	S Silver Metallic
		H High Back Lounge	1+ One-Seat Wide	B1+ One-Seat Wide Plus	S Semi Closed Arm	WA Wood Arm	N Brushed Nickel
			2 Two-Seat	B2 Two-Seat Plus	C Closed Arm	SA Solid Surface Arm	
			3 Three-Seat	B3 Three-Seat Plus			

# FAERON UPHOLSTERED | LOUNGE





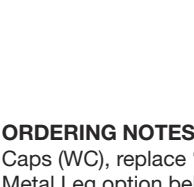
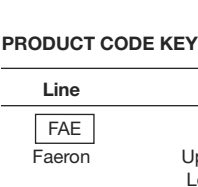


DESCRIPTION/MODEL	COM		COL		FABRIC GRADES		LEATHER		
	1	2	3	4	5	6	7	8	9
	One-Seat Upholstered Arm Lounge, No Arm Cap, Beech Wood leg								
	FAE3-UL1NCW	2422	2565	2707	2992	3279	3566	3850	4137
	One-Seat Plus Upholstered Arm Lounge, No arm cap, Wood leg								
	FAE3-ULB1NCW	2485	2628	2771	3056	3344	3627	3913	4201
	One-Seat Wide Upholstered Arm Lounge, No arm cap, Wood leg								
	FAE3-UL1+NCW	2597	2764	2931	3263	3597	3931	4262	4597
	One-Seat Wide Plus Upholstered Arm Lounge, No arm cap, Wood leg								
	FAE3-ULB1+NCW	2665	2833	3000	3332	3665	3999	4332	4665
	Two-seat Upholstered Arm Lounge, No arm cap, Wood leg								
	FAE3-UL2NCW	3105	3281	3458	3809	4161	4514	4866	5217
	Two-seat Plus Upholstered Arm Lounge, No arm cap, Wood leg								
	FAE3-ULB2NCW	3181	3356	3532	3884	4235	4588	4940	5293
	Three-seat Upholstered Arm Lounge, No arm cap, Wood leg								
	FAE3-UL3NCW	3809	4046	4282	4752	5224	5694	6165	6637
	Three-seat Plus Upholstered Arm Lounge, No arm cap, Wood leg								
	FAE3-ULB3NCW	3939	4175	4412	4881	5352	5824	6295	6765

**ORDERING NOTES:** Faeron upholstered chairs can be specified with Urethane Arm Caps (UC), Solid Surface Arm Caps (SC), or Wood Arm Caps (WC), replace “NC” in the model number with the **Arm Style** selection below and add the upcharge listed on **Page 67**. To specify the Metal Leg option below, replace “W” in the above model number with “S” for Silver Metallic or “N” for Brushed Nickel. See **page 98** for color selection.

## PRODUCT CODE KEY

Line	Series	Chair Type	Size		Arm Cap	Leg Type
F AE	3-U	L	1	B1	NC	W
Faeron	Upholstered Arm Lounge Seating	Lounge	One-Seat	One-Seat Plus	No Cap	Beech Wood Leg
		H	1+	B1+	UC	S
		High Back Lounge	One-Seat Wide	One-Seat Wide Plus	Urethane Cap	Silver Metallic Leg
			2	B2	SC	N
			Two-Seat	Two-Seat Plus	Solid Surface Cap	Brushed Nickel Leg
			3	B3	WC	
			Three-Seat	Three-Seat Plus	Wood Arm Cap	

# FAERON UPHOLSTERED | HIGH BACK LOUNGE



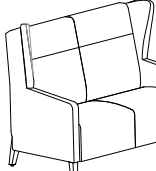
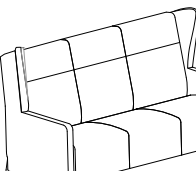
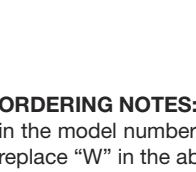
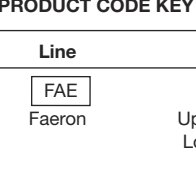


DESCRIPTION/MODEL	COM		COL		FABRIC GRADES		LEATHER		
	1	2	3	4	5	6	7	8	9
	One-Seat Upholstered Arm High Back Lounge, No Arm Cap, Wood leg								
	FAE3-UH1NCW	2630	2787	2945	3261	3575	3891	4206	4521 5152
	One-Seat Plus, Upholstered Arm High Back Lounge, No Arm Cap, Wood leg								
	FAE3-UHB1NCW	2694	2852	3008	3323	3639	3954	4271	4586 5215
	One-Seat Wide, Upholstered Arm High Back Lounge, No Arm Cap, Wood leg								
	FAE3-UH1+NCW	2821	3002	3183	3545	3909	4272	4635	4999 5722
	One-Seat Wide Plus, Upholstered Arm High Back Lounge, No Arm Cap, Wood leg								
	FAE3-UHB1+NCW	2888	3070	3253	3614	3978	4341	4701	5064 5791
	Two-seat, Upholstered Arm High Back Lounge, No Arm Cap, Wood leg								
	FAE3-UH2NCW	3262	3452	3643	4025	4406	4787	5168	5549 6313
	Two-seat Plus, Upholstered Arm High Back Lounge, No Arm Cap, Wood leg								
	FAE3-UHB2NCW	3336	3526	3718	4099	4480	4861	5241	5623 6387
	Three-seat, Upholstered Arm High Back Lounge, No Arm Cap, Wood leg								
	FAE3-UH3NCW	4026	4290	4555	5086	5616	6146	6674	7204 8265
	Three-seat Plus, Upholstered Arm High Back Lounge, No Arm Cap, Wood leg								
	FAE3-UHB3NCW	4155	4420	4686	5215	5745	6275	6804	7335 8393

**ORDERING NOTES:** Faeron upholstered chairs can be specified with Urethane Arm Caps (UC), Solid Surface Arm Caps (SC) , or Wood Arm Caps (WC), replace “NC” in the model number with the **Arm Style** selection below and add the upcharge listed on **Page 67**. To specify the Metal Leg option below, replace “W” in the above model number with “S” for Silver Metallic or “N” for Brushed Nickel.  
See **page 98** for color selection.

## PRODUCT CODE KEY

Line	Series	Chair Type	Size		Arm Style	Leg Type
<b>FAE</b> Faeron	<b>3-U</b> Upholstered Arm Lounge Seating	<b>L</b> Lounge	<b>1</b> One-Seat	<b>B1</b> One-Seat Plus	<b>NC</b> No Cap	<b>W</b> Beech Wood Leg
		<b>H</b> High Back Lounge	<b>1+</b> One-Seat Wide	<b>B1+</b> One-Seat Wide Plus	<b>UC</b> Urethane Cap	<b>S</b> Silver Metallic
			<b>2</b> Two-Seat	<b>B2</b> Two-Seat Plus	<b>SC</b> Solid Surface Cap	<b>N</b> Brushed Nickel
			<b>3</b> Three-Seat	<b>B3</b> Three-Seat Plus	<b>WC</b> Wood Arm Cap	

FAERON UPHOLSTERED | WINGBACK LOUNGE

DESCRIPTION/MODEL	COM		COL		FABRIC GRADES		LEATHER		
	1	2	3	4	5	6	7	8	9
	One-Seat Upholstered Arm Wingback, No Arm Cap, Wood leg								
	FAE3-UW1NCW	3000	3156	3312	3627	3943	4258	4574	4889 5519
	One-Seat Plus Upholstered Arm Wingback, No Arm Cap, Wood leg								
	FAE3-UWB1NCW	3060	3219	3375	3693	4007	4323	4637	4953 5584
	One-Seat Wide Upholstered Arm Wingback, No Arm Cap, Wood leg								
	FAE3-UW1+NCW	3187	3370	3551	3913	4277	4640	5003	5365 6092
	One-Seat Wide Plus Upholstered Arm Wingback, No Arm Cap, Wood leg								
	FAE3-UWB1+NCW	3257	3439	3619	3982	4345	4706	5072	5435 6159
	Two-seat Upholstered Arm Wingback, No Arm Cap, Wood leg								
	FAE3-UW2NCW	3628	3819	4010	4392	4773	5155	5536	5918 6680
	Two-seat Plus Upholstered Arm Wingback, No Arm Cap, Wood leg								
	FAE3-UWB2NCW	3703	3894	4084	4466	4847	5229	5611	5991 6754
	Three-seat Upholstered Arm Wingback, No Arm Cap, Wood leg								
	FAE3-UW3NCW	4394	4659	4924	5453	5983	6513	7044	7572 8634
	Three-seat Plus Upholstered Arm Wingback, No Arm Cap, Wood leg								
	FAE3-UWB3NCW	4522	4788	5052	5583	6112	6643	7173	7702 8761

**ORDERING NOTES:** Faeron upholstered chairs can be specified with Solid Surface Arm Caps (SC) , or Wood Arm Caps (WC), replace “NC” in the model number with the **Arm Style** selection below and add the upcharge listed on **Page 58**. To specify the Metal Leg option below, replace “W” in the above model number with “S” for Silver Metallic or “N” for Brushed Nickel.  
See **page 98** for color selection.

PRODUCT CODE KEY

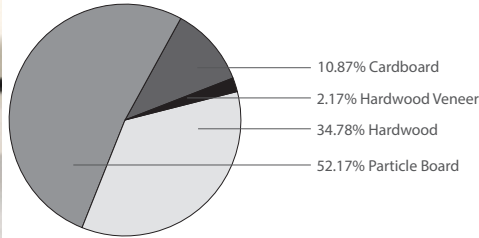
Line	Series	Chair Type	Size		Arm Cap	Leg Type
FAE Faeron	3-U Upholstered Arm Lounge Seating	W Wingback	1 One-Seat	B1 One-Seat Plus	NC No Cap	W Beech Wood Leg
			1+ One-Seat Wide	B1+ One-Seat Wide Plus	UC Urethane Cap	S Silver Metallic
			2 Two-Seat	B2 Two-Seat Plus	SC Solid Surface Cap	N Brushed Nickel
			3 Three-Seat	B3 Three-Seat Plus	WC Wood Arm Cap	



# FAERON WOOD | ENVIRONMENTAL SUMMARY

## LEED CI CREDITS

### MATERIAL CONTENT:



PRE-CONSUMER  
RECYCLED CONTENT = 54.89%

POST-CONSUMER  
RECYCLED CONTENT = 10.33%

Up to 10.87% of this Faeron product is recyclable at the end of its useful life.

### CONTRIBUTES TO

CREDIT 2.1 - 2.2	Construction Waste Management	1-2 point(s)
CREDIT 3.3	Resource Reuse	1 point
CREDIT 4.1	Recycled Content	1 point
CREDIT 4.2	Recycled Content	1 point
CREDIT 4.5	Low Emitting Materials, Systems & Seating	1 point
CREDIT 5.1	Regional Materials*	1 point
CREDIT 7	Certified Wood (MUST BE REQUESTED)	1 point(s)

\*This credit is only applicable if in total 20% of the combined value of the procurement of construction materials and in the furniture are manufactured within a radius of 500 miles. This credit will apply if the installation of the finished product occurs within 500 miles of Kitchener, Ontario.

## level® CERTIFICATION, AIR EMISSIONS AND FSC® CERTIFICATION



### level® CERTIFICATION

BIFMA's e3 Furniture Sustainability Standard is a voluntary, multi-attribute standard that measures the degree of sustainability of furniture. This standard evaluates product and company environmental attributes and compliance systems in a wide range of elements which include Materials, Energy & Atmosphere, Human & Ecosystem Health and Social Responsibility. Faeron products have earned level®, BIFMA's sustainability certification program for furniture, certification through third-party verification against the e3 standard.



The mark of responsible forestry

### AIR-EMISSIONS

All Faeron products are supplied air-emissions certified. Contact customer service for information.

### FSC®

In 2005, Krug received Forest Stewardship Council® (FSC®) Chain-of-Custody certification for our manufacturing facilities. The FSC® Chain-of-Custody tracks certified wood from seedling to final sale. It signifies that the growth, harvesting and production of goods are entirely achieved through responsible forestry, which guarantees a healthy supply of forest resources for generations to come. Karma and other Krug products can be specified with one of two types of FSC® Certification:

- (a) FSC®-certified (which includes FSC®-certified lumber, veneer and substrate material)
- (b) FSC®-mix certified (which includes substrate material only, and is a lower cost option certification)

Contact customer service for further information, pricing and leadtimes.



Architects, designers, and building professionals can specify FSC®-certified products in order to achieve a point from the U.S. Green Building Council's Leadership in Energy and Environmental Design (LEED) Rating System.

# FAERON WOOD | LINKING TABLES FEATURES

### WOOD SPECIES

Solid Beech frames, and edges.  
Veneer tops.

### STANDARD FINISHES

For a complete list of standard wood finishes, please see **Page 97**. Faeron tables are available in 22 standard finishes.

### LAMINATE AND POLYMER EDGE

Faeron tables are available in laminates with Polymer edge.  
See **Page 97** for laminate information.

### ORDERING NOTES:

Linking tables can be ordered in conjunction with any of the Krug Multiple Seating. Linking tables are connected to the Multiple Seating via U-Shaped brackets.

The design of the tables for Faeron Multiple Seating allows for any table to be very easily added or moved to a new position within the configuration - or completely replaced - after the product has been first installed. The attachment of the tables is designed so that they can be readily be taken out of the configuration without any defacing of the adjoining seat frames.

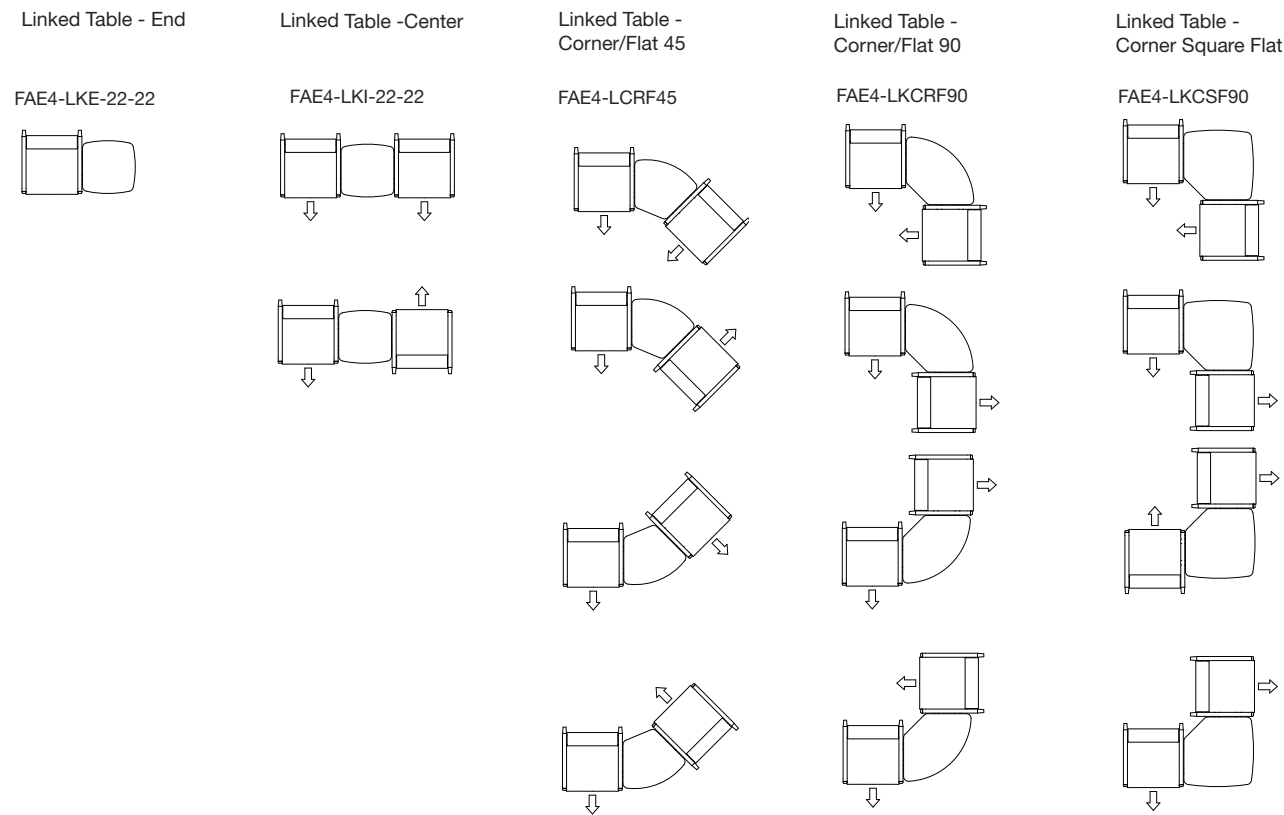
Linking Tables also feature a universal, non-handed design:

They can be moved to reverse position in almost any configuration, providing a high level of flexibility for reconfiguring.




Please note Faeron Laminate Linking Tables are not available on *KrugExpress*.

Wood Tops with Wood Edges are available on *KrugExpress* but with a minimum order requirement of 5 tables per order.

**A drawing showing the configuration of the multiple seating and tables is required with each purchase order.**



## FAERON WOOD | LINKING TABLES

DESCRIPTION/MODEL	Beech	Laminate with Polymer Edge	Solid Surface top Grade A - White	Solid Surface top Grade A - Color	Solid Surface top Grade B	Solid Surface top Grade C
 Center Square Table FAE4-LKI-22-22	629	436	748	788	870	929
 End Square Table FAE4-LKE-22-22	801	575	920	964	1054	1113
 Linking Curved Corner Table 45° FAE4-LKCRF45	697	458	919	967	1061	1128
 Linking Curved Corner Table 90° FAE4-LKCRF90	864	607	1087	1151	1281	1370
 Linking Square Corner Table 90° FAE4-LKCSF90	944	659	1197	1263	1395	1483

See [page 98](#) for color selection.

## DIMENSIONS

Model	Width	Depth	Height	Shipping Weight	Cubes
Center Square Table FAE4-LKI-22-22	22	22	-	23	1.5
End Square Table FAE4-LKE-22-22	22	22	16	34	1.5
Linking Curved Corner Table 45° FAE4-LKCRF45	28	24	16	27	2.2
Linking Curved Corner Table 90° FAE4-LKCRF90	38	24	16	32	2.2
Linking Square Corner Table 90° FAE4-LKCSF90	30	30	16	42	2.2

# FAERON WOOD | FREE STANDING TABLES

### WOOD SPECIES


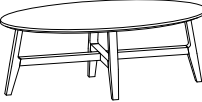

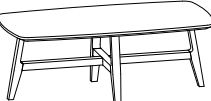
Solid Beech frames, and edges.  
Veneer tops.

### LAMINATE AND POLYMER EDGE

Faeron tables are available in laminates with wood or laminates with Polymer edge.  
See [Page 97](#) for color selection.

### STANDARD FINISHES

For a complete list of standard wood finishes, please see [Page 97](#). Faeron tables are available in 22 standard finishes.

DESCRIPTION/MODEL		Beech	Laminate with Polymer Edge	Solid Surface top Grade A - White	Solid Surface top Grade A - Color	Solid Surface top Grade B	Solid Surface top Grade C
	Round Tables						
	FAE4-22D-21	1157	861	1701	1819	1922	2107
	FAE4-30D-16	1302	963	1978	2115	2300	2570
	FAE4-44D-16	2389	1745	3491	3734	4074	4561
	Elliptical						
	FAE4-E44-22-16	1488	1085	2189	2342	2551	2856
	Square Tables						
	FAE4-22-22-21	1144	851	1622	1736	1846	2033
	FAE4-30-30-16	1326	984	1992	2132	2355	2660
	FAE4-44-44-16	2438	1780	3563	3812	4157	4655
	Rectangular Table						
	FAE4-44-22-16	1505	1099	2199	2353	2566	2873

## DIMENSIONS

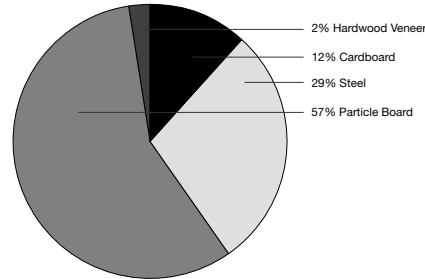
Model	Width	Depth	Height	Shipping Weight	Cubes
Round Tables					
FAE4-22D-21	22" Diameter		21	22	8
FAE4-30D-16	30" Diameter		16	35	11
FAE4-44D-16	40" Diameter		16	45	14
Elliptical					
FAE4-E44-22-16	44	22	16	65	21
Square Tables					
FAE4-22-22-21	22	22	21	34	8
FAE4-30-30-16	30	30	16	42	11
FAE4-44-44-16	44	44	16	47	12
Rectangular Table					
FAE4-44-22-16	44	22	16	55	12

# FAERON METAL | ENVIRONMENTAL SUMMARY

## LEED CI CREDITS



MATERIAL CONTENT:



PRE-CONSUMER  
RECYCLED CONTENT = 67.26%

POST-CONSUMER  
RECYCLED CONTENT = 17.02%

Up to 40.48% of this Faeron Metal product is recyclable at the end of its useful life.

### CONTRIBUTES TO

CREDIT 2.1 - 2.2	Construction Waste Management	1-2 point(s)
CREDIT 3.3	Resource Reuse	1 point
CREDIT 4.1	Recycled Content	1 point
CREDIT 4.2	Recycled Content	1 point
CREDIT 4.5	Low Emitting Materials, Systems & Seating	1 point
CREDIT 5.1	Regional Materials*	1 point
CREDIT 7	Certified Wood (MUST BE REQUESTED)	1 point(s)

\*This credit is only applicable if in total 20% of the combined value of the procurement of construction materials and in the furniture are manufactured within a radius of 500 miles. This credit will apply if the installation of the finished product occurs within 500 miles of Kitchener, Ontario.

## level® CERTIFICATION, AIR EMISSIONS AND FSC® CERTIFICATION



### level® CERTIFICATION

BIFMA's e3 Furniture Sustainability Standard is a voluntary, multi-attribute standard that measures the degree of sustainability of furniture. This standard evaluates product and company environmental attributes and compliance systems in a wide range of elements which include Materials, Energy & Atmosphere, Human & Ecosystem Health and Social Responsibility. Faeron Metal products have earned level®, BIFMA's sustainability certification program for furniture, certification through third-party verification against the e3 standard.



FSC  
www.fsc.org  
FSC® C021899

The mark of responsible forestry

### AIR-EMISSIONS

All Faeron Metal products are supplied with air-emissions certified materials. Contact customer service for information.






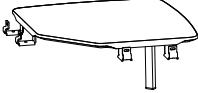
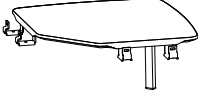
### FSC®

In 2005, Krug received Forest Stewardship Council® (FSC®) Chain-of-Custody certification for our manufacturing facilities. The FSC® Chain-of-Custody tracks certified wood from seedling to final sale. It signifies that the growth, harvesting and production of goods are entirely achieved through responsible forestry, which guarantees a healthy supply of forest resources for generations to come.



Architects, designers, and building professionals can specify FSC®-certified products in order to achieve a point from the U.S. Green Building Council's Leadership in Energy and Environmental Design (LEED) Rating System.

FAERON METAL | LINKING TABLES

DESCRIPTION/MODEL	Beech	Laminate with Polymer Edge	Solid Surface top Grade A - White	Solid Surface top Grade A - Color	Solid Surface top Grade B	Solid Surface top Grade C
 Center Square Table FAE4-LKI-22-22	628	435	747	788	870	927
 End Square Table, Silver Metallic Frame FAE4-MLKE-22-22S	747	521	867	912	999	1058
 End Square Table, Brushed Nickel Frame FAE4-MLKE-22-22N	788	562	908	953	1039	1100
 Linking Curved Corner Table 45° FAE4-LKCRF45	697	458	919	967	1061	1127
 Linking Curved Corner Table 90° FAE4-LKCRF90	864	607	1086	1151	1280	1368
 Linking Square Corner Table 90°, Silver Metallic Frame FAE4-MLKCSF90S	916	631	1168	1234	1365	1455
 Linking Square Corner Table 90°, Brushed Nickel Frame FAE4-MLKCSF90N	1144	653	1190	1257	1387	1476

See **Page 97** for color selection.

DIMENSIONS

Model	Width	Depth	Height	Shipping Weight	Cubes
Center Square Table FAE4-LKI-22-22	22	22	-	23	1.5
End Square Table FAE4-MLKE-22-22	22	22	16	39	1.5
Linking Curved Corner Table 45° FAE4-LKCRF45	28	24	16	27	2.2
Linking Curved Corner Table 90° FAE4-LKCRF90	38	24	16	32	2.2
Linking Square Corner Table 90° FAE4-MLKCSF90	30	30	16	45	2.2

# FAERON METAL | FREE STANDING TABLES

## FRAME FINISH


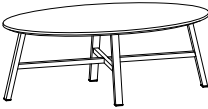

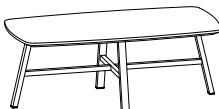
Faeron Metal table frames are available in Krug Sliver Metallic or Brushed Nickel.

## STANDARD FINISHES

For a complete list of standard wood finishes, please see [Page 97](#). Faeron tables are available in 22 standard finishes.

## LAMINATE AND POLYMER EDGE

Faeron tables are available in laminates with wood or laminates with Polymer edge. See [Page 97](#) for color selection.

DESCRIPTION/MODEL		Beech	Laminate with Polymer Edge	Solid Surface top Grade A - White	Solid Surface top Grade A - Color	Solid Surface top Grade B	Solid Surface top Grade C
	Round Tables, Silver Metallic Frame						
	FAE4-M22D-21S	1051	752	1593	1713	1815	2003
	FAE4-M30D-16S	1135	797	1812	1948	2132	2406
	FAE4-M44D-16S	2137	1493	3238	3483	3820	4308
	Round Tables, Brushed Nickel Frame						
	FAE4-M22D-21N	1202	904	1744	1862	1965	2151
	FAE4-M30D-16N	1286	948	1962	2101	2284	2556
	FAE4-M44D-16N	2468	1824	3569	3814	4151	4640
	Elliptical, Silver Metallic Frame						
	FAE4-ME44-22-16S	1275	872	1977	2129	2338	2643
	Elliptical, Brushed Nickel Frame						
	FAE4-ME44-22-16N	1575	1174	2276	2428	2639	2944
	Square Tables, Silver Metallic Frame						
	FAE4-M22-22-21S	1038	745	1517	1629	1738	1927
	FAE4-M30-30-16S	1160	818	1826	1967	2189	2495
	FAE4-M44-44-16S	2187	1527	3309	3560	3904	4401
	Square Tables, Brushed Nickel Frame						
	FAE4-M22-22-21N	1189	894	1666	1780	1889	2077
	FAE4-M30-30-16N	1310	967	1978	2117	2340	2644
	FAE4-M44-44-16N	2517	1859	3640	3890	4235	4732
	Rectangular Table, Silver Metallic Frame						
	FAE4-M44-22-16S	1293	886	1986	2141	2352	2660
	Rectangular Table, Brushed Nickel Frame						
	FAE4-M44-22-16N	1593	1187	2286	2440	2653	2961

## DIMENSIONS

Model	Width	Depth	Height	Shipping Weight	Cubes
Round Tables					
FAE4-M22D-21	22" Diameter		21	30	8
FAE4-M30D-16	30" Diameter		16	42	11
FAE4-M44D-16	44" Diameter		16	72	21
Elliptical					
FAE4-ME44-22-16	44	22	16	42	12
Square Tables					
FAE4-M22-22-21	22	22	21	32	8
FAE4-M30-30-16	30	30	16	47	11
FAE4-M44-44-16	44	44	16	83	21
Rectangular Table					
FAE4-M44-22-16	44	22	16	47	12



# GENERAL INFORMATION

## Terms and Conditions

Net 30 days on approved credit. A late payment charge of 1% per month will be applied on overdue invoices. This charge will be pro-rated to the number of days past 30 days that the invoice is overdue. All applicable sales taxes are extra. Distribution of this price list does not in itself constitute an offer to sell. Orders can be received only from authorized Krug dealers. Acceptance of any order and terms of sale may be established at the discretion of Krug. Deposits are required on orders received from new accounts as well as on large or special orders. Krug reserves the right to discontinue designs, or to change designs, construction, prices, or materials without notice.

## Contact Information

Phone: 1.888.578.KRUG (5784) | Fax: 1.519.748.5177

Purchase Order Fax: 1.888.236.4783

Purchase Order E-mail: [orders@krug.ca](mailto:orders@krug.ca)

Web: [www.krug.ca](http://www.krug.ca) E-mail: [solutions@krug.ca](mailto:solutions@krug.ca)

## Customer Service Hours

Please note customer service hours are:

8:30 am to 5:00 pm est

## Customer Satisfaction

It is the primary goal of Krug and our staff to ensure the complete satisfaction of our customers with our products and performance. If a problem arises with a Krug product after the expiration of the limited warranty period, Krug will exercise its best efforts to achieve the satisfaction of the customer in a manner that is fair to all concerned.

## Order Acknowledgments

Each order will be acknowledged via e-mail or fax. This acknowledgment is the final agreement between Krug and the customer, superseding all previous communications regarding the purchase order. Where there is a discrepancy on a purchase order between a product code and a description, Krug will make every effort to resolve the discrepancy, but will be ruled by the product code ordered. Please check all acknowledgments for accuracy, and advise Krug of any discrepancies with a purchase order.

## Order Cancellation

Krug reserves the right to not accept or allow cancellation of orders. All products are manufactured on a custom-made, make-to-order basis, and the purchasing, engineering and production of orders begins shortly after order placement - and the customer purchase order is a contract that authorizes Krug to manufacture the products. Acceptance of order cancellation (or partial cancellation) is solely at the discretion of Krug, and is dependent on the extent to which engineering, purchasing and manufacturing has been initiated by the time cancellation is requested. No order cancellations (partial or otherwise) are allowable more than 4 weeks from date of order placement (as order production is unable to be terminated by that point), and full payment of the acknowledged order value is required for any orders cancelled after 4 weeks. Cancellations may be allowable in less than 4 weeks after order placement, depending on the extent to which manufacturing has been initiated. An acceptance of order cancellation requires that the purchaser agrees to make payment for all costs incurred to the point of acceptance of cancellation. Cancellation charges include all costs for purchase of dedicated material and components, engineering costs for non-standard products, and all costs for manufacturing completed to that point, as well as a \$350 net charge for processing of the original order and for processing of cancellation invoicing.

## Pricing

Krug endeavors to ensure that all prices in this price list reflect accurately our current prices. However, errors do occur and will be rectified through notices to the field. Krug reserves the right to acknowledge pricing that may be different from the price list.

## Storage Charges

Krug reserves the right to assess a nominal storage charge if a customer does not accept shipment of an order within a week of the ship date.

## Warranty

Krug warrants the construction and the finish of all our products to be free from defects in materials and workmanship for the lifetime of their use. This warranty is applicable to products in use by their original purchaser. This warranty does not apply to components not manufactured by Krug including textiles, which are subject to the specific warranties of those manufacturers, if any. Textiles (fabric, leather, vinyl, or any other covering material) suppliers do not guarantee their products for durability and color fastness, and nor does Krug. Casters, mechanical and electrical components have a warranty of five years from the date of purchase. The Krug warranty does not apply to COM-specified materials, damage caused by a carrier other than Krug, or variation in wood finishes due to natural wood color variation. Krug cannot be held responsible for variations in fabric dye lots from order to order. All fabric is carefully inspected when it is received, but a degree of variation in color should be expected. Repairs or replacement of any defect covered under this warranty by Krug will be made, at our option and method, at no charge to the original purchaser during the warranty period. Krug's judgement is final and binding with respect to the nature or cause of defects or damage, and the necessity or manner of repair or replacement.

This warranty does not apply to defects or damage resulting from:

- normal wear and tear occurring with the use of the product
- negligence, misuse, excessive use, alteration, improper cleaning or repair
- substitution or use of incorrect or unauthorized components or material
- handling or installation that is incorrect, or that causes damage or defect
- damage incurred by a freight carrier other than Krug
- wearing of finishes and fabrics, and normal variations in materials (including dye lot variations)
- properties of natural materials, including wood and leather
- exposure to environments with uncontrolled temperature and humidity (products must be transported, stored and used in climate-controlled conditions)

Note, specific warranties for components and materials not manufactured by Krug:

**Jordan Sleepers Heavy-Duty Mechanism**, made with heavy gauge steel and minimal moving parts - is backed by a 5-year warranty on the mechanism itself, in addition to the lifetime warranty on the rest of the product. If it does become damaged or degraded, the mechanism can be field-replaced.

**Juno and Trevisa Overbed Tables** have a 2-year warranty.

## Blanket Wrapping

Krug will blanket wrap larger seating orders at customer's request. Please indicate on your purchase order and contact Customer Service.

## Export Packaging

Krug is pleased to provide the option for export packaging on all our products, to provide additional protection from damage. For shipments overseas, a quote for export packaging can be provided, based on the products to be ordered and the delivery destination - please contact Customer Service or Bids & Specification Support for more information and a quotation. KRUG is not responsible for shipment damage occurring on overseas shipments

Export Packaging is STRONGLY RECOMMENDED for:

- (A) all shipments outside of the lower 48 states and Canada.
- (B) all shipments that will be held in storage for an extended period prior to installation.

**Important:** Please note that Krug will not be responsible for damage claims on product shipped or stored in the above conditions but where export packaging has not been utilized.

## Dimensions

Dimensions are in inches and approximate, and subject to change without notice. Contact Customer Service if dimensions are critical.

# GENERAL INFORMATION

## Freight Terms and Conditions

1. All product is shipped FOB the Krug factory. Freight is either pre-paid to the destination or not pre-paid, depending on established customer specific freight terms.

2. Docks at the selected delivery location must be equipped to handle a 53' trailer. If a dock is inadequate for delivery by Krug, Krug will re-deliver to another local location and any additional costs will be charged to the customer.

3. For all deliveries, it is understood that Krug or its agent is making a dock delivery only (equipped to handle a 53' trailer), and any further work of truck unloading, delivery beyond the dock, installation, and removal of packaging is not authorized or paid for by Krug.

4. Drop shipments to the installation site, and timed deliveries, are available on larger shipments (full truckloads or slightly less) at no additional charge. Drop shipments or timed deliveries for smaller shipments may not be available, or if available will require a surcharge. Deliveries on an after hours basis, or on weekends, or any other special requirements, may be subject to a surcharge. Location and contact information, and the requested time of delivery, is required at least one week prior to the acknowledged shipment date. If this information is not provided one week in advance, or if the location or time of the drop shipment is changed less than one week in advance, a surcharge may be applied, and/or the drop shipment may not be scheduled. For deliveries requested Monday to Thursday after 5:00 pm, please apply a surcharge of \$250/shipment. For deliveries requested Monday to Friday before 7:00 am, please apply a surcharge of \$250/shipment. For deliveries requested Friday (after 3:00 pm) or weekends, please apply a surcharge of \$500/shipment. (local times).

5. For all deliveries - whether to the Customer location or drop shipment - any circumstances that result in the delay of our carrier (including unsuitable receiving facilities, or facilities not open or available), service charges will be applied at the rate of \$125/hour. Where re-delivery is necessary because of these circumstances, the full cost of re-delivery will be charged. If Less Than Truck Load is delivering, one hour is allocated to unload. Any additional time required to unload after the first hour is \$125/hour. If a Truck Load is delivering the order, three hours is allocated to unload. Any additional time required to unload is \$125/hour. Direct deliveries to site for large orders are possible, (must exceed \$60,000 net), and accommodate 48 - 53' trailers. Krug is responsible for delivery to the approved delivery address. If an address change is required, this must be authorized by Krug 5 business days prior to ship date. Any additional delivery costs incurred after this time will be charged to the customer.

## Product Strength and Durability Testing

All Krug products have been thoroughly tested, and exceed the testing requirements of ANSI/BIFMA seating standard. Specific test results and documentation are available on request.



## Installation Support

For assistance please contact Technical Support at 1-888-578-5784 x216 or e-mail [installationhelp@krug.ca](mailto:installationhelp@krug.ca) and you will be directed to the appropriate installation support person.

## Damaged Shipments

All Krug product is well engineered, carefully inspected, and expertly loaded onto our trucks at our Distribution Center. If you receive any damaged freight, we ask that you do not refuse the shipment. Krug is not responsible for damage to goods that occurs in transit or

storage. It is the purchaser and/or receiver's responsibility to examine the goods upon receipt and to notify Krug of any damages, overages or shortages. Any discrepancies should be noted on the Bill of Lading. The delivering carrier will not accept responsibility for shortages or damages if signed "clear". Notification of concealed damage claims must be made to Krug Distribution within 5 days of delivery, along with digital pictures if available. All product and packaging must be available for inspection. Krug liability ceases after 5 business days and Krug will not be responsible for concealed damages if shipments are left unopened. Krug is not responsible for the condition of product that is stored or installed in an environment where temperature and humidity are not controlled.

## Field Product Report Authorization

Krug's written authorization, in the form of an FPR number, must be obtained prior to incurring charges of any kind if Krug is expected to pay these charges. This includes authorization for returns, field repairs and replacements, post field repairs, installation and delivery charges. Krug reserves the right to have its representative inspect product related to any request for such authorizations, prior to that authorization being provided. Deductions from invoices paid for any charges to Krug, without prior written authorization in the form of an FPR, will not be accepted. Digital photographs may be required to complete the FPR process.

## Returns

No merchandise may be returned without Krug's prior written consent. In the event of an authorized return, a Field Product Report (FPR) number will be issued, and a restocking charge will apply. Return transportation charges must be prepaid. Unauthorized returns will not be accepted and will be returned freight collect. All merchandise being returned must be properly packaged in its original or comparable replacement packaging to ensure protection of the product during handling and transportation. Returns on orders duplicated by the customer must be received in their original packaging to be accepted. Product being returned where Krug has authorized its liability for replacement or repair will be thoroughly inspected on its return, and the results compared to the reason for the return stated on the FPR. Any discrepancies, such as additional damage, signs of usage, missing parts, etc., will result in an adjustment to the amount of credit issued.

## Custom Capabilities

Over 15% of our orders involve some type of custom work, and we invite our customers to make use of our extensive capabilities.

These include:

- 1) Dimensional customization of standard size products
- 2) Custom finishes
- 3) For larger orders, completely custom-designed products, as well as non-standard wood species can be specified.

Custom orders may require additional production lead times. Contact Engineering at the e-mail address [engquotes@krug.ca](mailto:engquotes@krug.ca).

## Care and Maintenance Leather

Leather is a natural product and requires very little care during use. Most stains can be removed with a clean dry cloth. For stubborn spots and stains, use a mild non-detergent cleaner, rinse well and let air dry naturally. Do not use saddle soap, cleaning solvents, furniture polish, oils, varnish, abrasive cleaners, soaps or ammonia waters.

## Fabric Upholstery

Professional upholstery cleaning is recommended.

## Flammability Standards for Krug Textiles - Upholstery Program


- Passes State of California Technical Bulletin CAL 117-2013

# KRUG TEXTILES - UPHOLSTERY FABRICS

## Krug Textiles - Stocked Fabric Program

### Grade 1

#### ARLO



308 MIDNIGHT



306 PETROL



908 CHARCOAL



93 SEAL



601 PEARL



84 NUTMEG



62 OATMEAL



90 LIMESTONE

#### FRANKLIN



47 CAMEL



3009 MIDNIGHT



67 FAWN



97 CINDER



94 METAL



909 BLACK



9004 CHARCOAL




308 PETROL



108 ORCHID

#### COMRADE



309 MIDNIGHT



84 TEAK




63 LINEN



24 ALPINE



905 IRON



601 SNOW



57 MARIGOLD



31 DUCK EGG

#### FELICITY



601 IVORY



305 SKY



603 TAUPE



93 COAL



405 HENNA



64 PUTTY



62 FAWN



36 BLUEBERRY



Krug Textiles - Stocked Fabric Program

Grade 2

**GRADDY**



25 CAPER




31 SKY




604 FLAX



901 CHAR



93 GRAY



34 SLATE



84 TEAK



98 NICKLE


**YATES**




84 BIRCH




44 CLAY



87 TAUPE



25 JUNIPER



305 INDIGO



109 CRANBERRY



803 TOAST



92 ZINC



91 SILVER



908 CHARCOAL

**MCCOY**



608 TUNDRA



601 CREME



908 CHARCOAL



62 COPPER



108 CORDOVAN



32 ROBIN'S EGG




94 MERCURY



84 BARK

**ORIS**




908 DOMINO




604 BARK



601 CREAM



306 DELFT



902 ZINC



305 MIDNIGHT



64 PUTTY




205 CHARTREUSE

# KRUG TEXTILES - UPHOLSTERY FABRICS


## Krug Textiles - Stocked Fabric Program

### Grade 3


#### MORITZ



205 SPEARMINT




61 OYSTER




306 CADET



104 MULBERRY



31 AEGEAN



9008 CHARCOAL



82 CLAY



304 CAPRI

#### LORENZO



306 INDIGO



24 ALPINE



64 LINEN



91 FLANNEL



32 MIST



601 CREAM



106 HENNA



604 STUCCO

#### BISCOTTI



302 CAPRI



45 SPICE



61 DESERT



91 GRANITE

#### INTRIGUE



601 OYSTER



27 OLIVE



4003 OCHRE



908 CHARCOAL



3009 MIDNIGHT



805 PECAN



608 STUCCO



605 STRAW



**Krug Textiles - Faux Leather Program - Grade 2**



**Krug Textiles - Leather Program - Grade 8**

Please contact Customer Service for specific information on leathers, available colors and lead times.



**Krug Textiles - Cut fabric NET price per yard**

Grade 1	\$21
Grade 2	\$33
Grade 3	\$44

**LATEX FREE**

Krug products are made with latex-free materials to prevent the allergic reaction that latex causes in some people.

# CUSTOMER’S OWN MATERIAL - C.O.M.

### Customer’s Own Material (COM/COL)

COM/COL must be received three weeks prior to the acknowledged ship date. Orders with COM/COL not received by the required deadline will be delayed. A description of the upholstery cover, including supplier name, pattern name, upholstery cover name and color number must be included with the purchase order.


COM/COL testing requires 3 business days and samples are to be directed to Customer Service. The customer has the option of providing the sample COM/COL before, at time of order, or once the sample COM/COL is received. If the customer does not send a sample for approval in advance of sending actual material, Krug will not be responsible for the cost of any upholstery cover or other material that it determines to be unsuitable for the product or our process.

When the COM/COL upholstery cover is received at Krug, it must be clearly identified with the upholstery cover name and color, and tagged with name of the Krug customer and purchase order number. Krug will inspect all COM/COL upholstery covers when received to determine if it will be suitable for upholstery. Where Krug feels that the upholstery cover or leather specified will compromise the quality or integrity of our products, customers will be contacted to direct these concerns. Further, Krug reserves the right to refuse to accept and use any COM upholstery covers or leathers that will compromise our products in any way that is unacceptable to Krug. Krug cannot assume responsibility for the durability or tailoring quality of customer’s own material.

Yardage specified in this price guide is approximate. In the case of multiple product orders, multiply the number of items by the COM yardage specified to determine upholstery cover required, unless otherwise indicated. Additional yardage may be needed if the material is less than 54” wide, or patterned or striped and requires matching. All COMs are cut “up the roll” unless otherwise stated by the customer. All striped upholstery covers will be applied vertically unless otherwise stated by the customer and after approval by Krug. Krug will not be responsible for directional or positional problems with its application of COM material, unless it has been provided with explicit instructions by the customer. Special instructions should be sent to Krug Customer Service, including a sample (or photocopy) of the upholstery cover. Krug is not responsible for instructions sent with the upholstery cover rolls, or for the method of upholstery if no instructions have been provided. Price increases and freight charges to COM/COL acquired on the customer’s behalf will be passed onto the customer.

### Application of Directional Upholstery cover

Some COM upholstery covers will be considered directional by Krug even though they are not considered directional by the supplier. All COMs are automatically cut “up the roll” unless otherwise stated by the customer (please see below).



### COM/COL Shipping Procedures

For seating COM/COL upholstery covers, please send upholstery covers to:

Krug Inc.  
111 Ahrens Street  
Kitchener, Ontario  
Canada N2H 4C2  
**Attention: RECEIVER**

COM/COL orders cannot be scheduled into production until the upholstery cover has arrived and inspection is complete.

All packages must be clearly marked  
“For Customs Clearance by Willson International Custom Brokers”.

According to the North American Free Trade Agreement (NAFTA), goods shipped between the United States and Canada can qualify for exemption from all duties, or for a reduction in duties, if the goods can be proven to originate in either the United States, Canada or Mexico.

Canada Customs requires that a NAFTA Certificate of Origin and a Commercial Invoice be completed and sent with the upholstery cover shipment. The Commercial Invoice must clearly state the description of the upholstery cover, the selling price, the make-up or content, and the purchaser. The absence of these two documents will delay the shipments at the U.S./Canada border, thereby potentially delaying the customer order. If the total value of the shipment is less than \$1200 U.S., Customs will accept a Low Value Statement of Origin in place of the NAFTA Certificate of Origin. The Low Value Statement must be signed by a representative of the exporting company. This statement may either be included on the commercial invoice or attached to the invoice. Krug is happy to answer any questions or concerns about COM/COL shipping procedures and the required documents.

### CAL 133 & Moisture Barrier

California Technical Bulletin 133 is a flammability test for seating. Krug offers a compliance method which, in combination with non-flammable upholstery covers, may enable the products to meet certification requirements for this test. This process at the same time also provides the products with a Moisture Barrier - a treatment that helps to prevent the passage of liquids and moisture to inside of upholstered components - thereby conferring sanitary and anti-infection benefits. So when CAL 133 is specified, the product also automatically has a Moisture Barrier, and when a Moisture Barrier is specified, the product also features the compliance method and low flammability features of CAL 133.

The application of this upcharge and the compliance method does not mean that the specific configuration of product and upholstery cover are tested and officially certified as being CAL 133 compliant. If official certification is required, Krug will provide this (through an independent certified testing laboratory) at a charge of \$772 per item, plus the cost of the product to be tested. Lead time for certification testing is typically 4-8 weeks. Krug assumes no responsibility for the testing of our products in combination with upholstery covers, or for the results of any testing conducted. Some specific configurations of product and upholstery have already been tested. Please contact Customer Service for additional information.

### C.O.L. Yardage

To calculate C.O.L. yardage required, please use the following conversions based on COM yardage: Leather must be ordered in square footage.

- 17 square feet in a yard
- Approx. 3 yards in a hide
- Approx. 51 square feet in a hide
- Please use grade 3 pricing for COL

### Upholstery Cover Yardage Calculation

To calculate yardage required for COM and other non-standard upholstery cover orders, please contact Krug Customer Service at 1.888.578.5784. Unless otherwise stated, upholstery cover rolls are assumed to be a minimum 54” wide. Please use the guide below to calculate the percentage of extra upholstery cover required to cover large repeats. The repeat is calculated by adding both the vertical and horizontal measurements together and then referring to the chart below for extra yardage required.

FABRIC	2”-14”		15”-19”		20”-27”		28”-36”	
	Plain	Repeat	Repeat	Repeat	Repeat	Repeat	Repeat	Repeat
54	0%	10%	15%	20%	20%	25%		
53-50	16%	20%	25%	30%	30%	35%		
48	16%	25%	30%	35%	35%	40%		
45	40%	50%	55%	60%	60%	65%		
36	50%	60%	65%	70%	70%	75%		



# GRADED-IN UPHOLSTERY PROGRAMS

Krug has partnered with several textile brands to grade in their offerings, designed to provide a wide range of upholstery selections for our seating products.

Upholstery pricing and availability is subject to change without notice. We grade this upholstery according to the pricing of the fabric suppliers - when their pricing changes, the Krug grade may change.

When placing an order, a Krug customer must specify the complete upholstery number, along with the appropriate Krug model number and finish. Krug will supply the complete product at the prices listed. Orders specifying graded-in upholstery cannot be cancelled once the upholstery has been ordered.

## Upholstery Grades

To determine the price of a product for graded-in upholstery, use the reference lists located on Krug's website under - Products - Textiles, to view the upholstery grade (1-9). Krug is not responsible for the discontinuation of this upholstery. Please contact Customer Service for information on upholstery not listed.

When two upholstery selections are specified for use on seating, the higher grade upholstery price will apply to the order.

High Performance upholstery; Polyurethane, Vinyl or Crypton, is particularly suitable for healthcare and other intensive-use environments.

## Upholstery Samples

If you require additional samples or memos for presentation, please contact fabric supplier directly.

## Flammability Standards

- Tunnel Test Surface Ratings Class A rating
- Class 1 UFAC
- Passes State of California Technical Bulletin 117-Section E

Please contact fabric supplier directly for further flammability information pertaining to specific upholstery.

## Special Conditions

Acknowledgments will give the estimated delivery date of the finished product. Some upholstery is imported, and availability may affect estimated delivery time. For large projects, please contact fabric supplier directly for availability of yardage.

# KRUGEXPRESS PROGRAM

## PROGRAM DETAILS

*KrugExpress* orders are ready to ship by the date acknowledged. Delivery and shipping schedules may result in actual shipping of orders at a later date. Statutory holidays and scheduled factory vacations may add to acknowledged lead times of *KrugExpress* orders. Unless otherwise specified on the order, the customer's standard method of shipping Krug products will be utilized.

Available factory capacity for *KrugExpress* is filled by orders received on a "first come, first serve" basis. If the normal *KrugExpress* lead time is not available for your order because available capacity has been filled, you will be immediately advised of the earliest available ready-to-ship date. Please consult your Customer Service representative in advance if you wish to confirm the specific lead time availability for a *KrugExpress* order.

Orders must be received by midnight of a given day for that day to be considered the official day the order is received. Order lead times are acknowledged from the date the order is received, but not including the date the order is received.

*KrugExpress* orders must be "clean" when received in order to be considered officially received on a given day, and lead times will be acknowledged from the date orders are determined to be "clean". Changes to *KrugExpress* orders are not allowed under any circumstances.

Orders for product on *KrugExpress* must clearly state: "*KrugExpress*".

COM and graded-in upholstery is available on Krug Express. Orders are scheduled on Krug Express, and given the best available date, when the upholstery is received at Krug. Some conditions apply.

## SEATING PROGRAM

Orders for seating products on the *KrugExpress* program may be subject to quantity maximums. Please contact Krug Customer Service for more information.

Quantity maximums are dependent upon available capacity, in order to insure that we ship all orders on time.

Please note that the CAL 133 option is not available on *KrugExpress*.

# FAERON | FINISHES

## WOOD FINISHES

Standard wood finishes are:

### Finishes on Beech

- Appalachian Cherry
- American Cherry
- Imperial Cherry
- Light Cherry
- Medium Cherry
- Natural Cherry
- Sable Cherry
- Standard Cherry
- Light Oak
- Harvest Oak
- Mahogany
- Mellow Oak
- Espresso
- Cordovan Walnut
- Natural Walnut
- Regular Walnut
- SilverGrey on Walnut
- Dark Walnut
- Clear Beech
- Medium Anigre

### PALETTE

- Palette finishes available for applicable products.
- Black
  - White
  - Soft Green
  - Steel Blue
  - Slate

## NATURAL CHARACTERISTICS OF WOOD

Wood is a natural product with inherent color variations that will never be fully mitigated by the finishing process. Please anticipate variation in colors within a single unit, from piece to piece, and from Krug wood finish samples. If a very close match is required, a sample must be provided with the order and an upcharge will apply. Exact color matches are not possible.

### Custom Wood Finishes

Add 10% list to your order for special finishes, minimum upcharge is \$525 list per finish per order. (For example, on all orders up to \$5250 list, an upcharge of \$525 will apply, on orders \$5000 and up add 10% list to your order.)

Special finish upcharges on seating products are calculated on a grade 1 value. For orders with special finishes, a sample that is a minimum 3” by 3” must be received with the order. Special finishes may add additional lead time to production schedules. Since wood is a natural product, some variations in grain, color and stain acceptance will occur. In our finishing processes, we try to minimize variations, but some variation between samples and finished goods should be anticipated.

### Dual Finishes

Add 10% list per item if specifying dual finish.

### Standard Wood Finishes

No upcharge will be applied when specifying a finish available as standard on one species onto maple seating and occasional tables. Clear finishes are not available on other species since they are a clear finish on top of the natural veneer color.

## WOOD FINISHES TO MATCH STANDARD LAMINATES

- Willow on Beech
- Copper on Beech
- Shiraz Cherry on Beech
- Park Avenue Walnut on Beech
- Chocolate on Beech
- Nutmeg on Beech
- Portobello on Beech
- Ash on Beech
- Dune on Maple

## LAMINATES

Krug’s in-stock Laminates are available in 17 different laminate selections. Please note that 4 of the colors (Gingerbread, Portobello, Ash and Willow) have textured finishes and may not be appropriate for use in patient areas due to infection control concerns. Minimum order quantities and extended lead times may apply for exotic laminate colors, please check with customer service. Polymer Edge will be selected to match the worksurface. Krug’s previous laminate in-stock program will be phased out as in-stock supply depletes. Please contact customer service for availability.

### IN-STOCK LAMINATES

Wood Grain Laminates	High Pressure Laminate Supplier	Textured Wood Grain Laminates	High Pressure Laminate Supplier
Champagne	Tafisa T492CR	Gingerbread	Tafisa T556UR
Hardrock Maple	Formica 86992-58	Portobello	Tafisa T557UR
Dune	Tafisa T491CR	Ash	Tafisa T535AT
Copper	Tafisa T521CR	Willow	Tafisa T543AT
Shiraz Cherry	Tafisa T472CR	<b>Solid Laminates</b>	
Park Avenue Walnut	Wilsonart 7984-38	Designer White	Wilsonart D354-60
Chocolate	Tafisa T498CR	Platinum	Tafisa T202CR
Nutmeg	Tafisa T477CR	Earth	Tafisa T767CR
Dark Walnut	Tafisa T469CR	Charcoal	Tafisa T228CR


### PHASE OUT LAMINATES

Almond - Black- Shadows - Edgewood Sycamore - Gunstock Walnut

### Non-Stocked Laminates

For specific lead time and application questions, please contact Krug Customer Service for your requirement. Upcharges will be applicable for non-stocked laminates, depending on their cost. Non-stock laminates may require a minimum order quantity, please contact customer service. Stocked polymer edges only can be specified for use with non-stocked laminates or tops will be self-edged.

METAL FINISHES



Silver Metallic



Brushed Nickel

URETHANE COLOR OPTIONS



Taupe



Grey




Black


SOLID SURFACE PROGRAM

The Solid Surface option provides an enhanced durability, protection and cleanability. It is available in 8 standard colors and is replaceable if it becomes damaged or degraded. See individual products for list upcharge chart.

GROUP GRADE A - WHITE




Glacier White



Cameo White

GROUP GRADE A - COLOR



Bisque

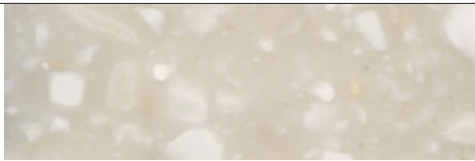


Linen

GROUP GRADE B



Antarctica

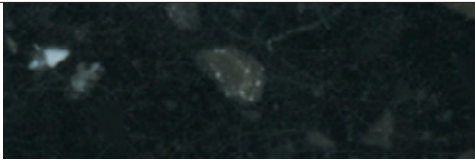


Savannah

GROUP GRADE C



Dove



Deep Night Sky



FSC  
www.fsc.org  
FSC® C021699

The mark of responsible forestry



All products are air emissions certified and are available as FSC® certified

# krug

solutions@krug.ca | www.krug.ca | 1.888.578.KRUG