

FAERON
Price and Specification Guide
USA



FAERON | TABLE OF CONTENTS

FAERON | GUEST BACK

- 3 Faeron LEED Credit Summary
- 3 Faeron Features
- 4 Faeron Options
- 5 Faeron Dimensions & COM Requirements
- 6 Faeron Guest Pricing

FAERON METAL | GUEST BACK

- 8 Faeron LEED Credit Summary
- 9 Faeron Features
- 10 Faeron Options
- 11 Faeron Dimensions & COM Requirements
- 12 Faeron Guest Pricing

FAERON WOOD | PATIENT BACK

- 14 Faeron LEED Credit Summary
- 15 Faeron Dimensions, COM Requirements & Option Upcharges
- 16 Faeron Patient Pricing

FAERON METAL | PATIENT BACK

- 18 Faeron LEED Credit Summary
- 19 Faeron Dimensions & COM Requirements
- 20 Faeron Patient Pricing

FAERON WOOD | MULTIPLE GUEST & PATIENT SEATING

- 22 Faeron Multiple Seating Instructions
- 24 Faeron Dimensions & COM Requirements Pre-Configured Units
- 25 Faeron Multiple Seating Pre-Configured Units Pricing
- 27 Faeron Dimensions & COM Requirements Start, Center & End
- 28 Faeron Multiple Seating Start, Center & End Units Pricing
- 31 Faeron Freespan Dimensions & COM Requirements
- 32 Faeron Freespan Multiple Seating Pricing

FAERON METAL | MULTIPLE GUEST & PATIENT SEATING

- 36 Faeron Dimensions & COM Requirements Pre-Configured Units
- 37 Faeron Multiple Seating Pre-Configured Units Pricing
- 39 Faeron Dimensions & COM Requirements Start, Center & End
- 40 Faeron Multiple Seating Start, Center & End Units Pricing
- 46 Faeron Freespan Dimensions & COM Requirements
- 47 Faeron Freespan Multiple Seating Pricing

FAERON WOOD | EASY ACCESS SEATING

- 51 Faeron LEED Credit Summary
- 52 Faeron Dimensions, COM Requirements & Option Upcharges
- 53 Faeron Easy Access Chair Pricing

FAERON METAL | EASY ACCESS SEATING

- 54 Faeron LEED Credit Summary
- 55 Faeron Dimensions, COM Requirements & Option Upcharges
- 56 Faeron Easy Access Chair Pricing

FAERON WOOD | LOUNGE

- 57 Faeron LEED Credit Summary
- 58 Faeron Dimensions, COM Requirements & Option Upcharges
- 59 Faeron Lounge Features & Options
- 60 Faeron Lounge Pricing

FAERON METAL | LOUNGE

- 66 Faeron LEED Credit Summary
- 67 Faeron Dimensions, COM Requirements & Option Upcharges
- 68 Faeron Lounge Features & Options
- 69 Faeron Lounge Pricing

FAERON UPHOLSTERED | LOUNGE

- 79 Faeron Upholstered Lounge
- 80 Faeron Upholstered High Back Lounge
- 81 Faeron Upholstered Wing Back Lounge

FAERON WOOD | TABLES

- 82 Faeron LEED Credit Summary
- 84 Faeron Linking Tables
- 85 Faeron Free Standing Tables

FAERON METAL | TABLES

- 86 Faeron LEED Credit Summary
- 87 Faeron Linking Tables
- 88 Faeron Free Standing Tables

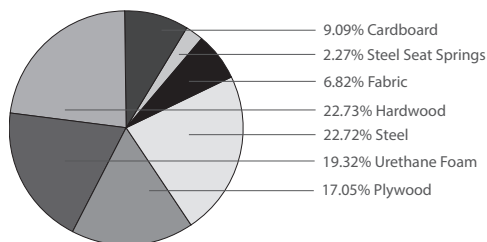
GENERAL INFORMATION

- 89 Terms & Conditions
- 89 Warranty
- 91 KRUG Textiles - Upholstery Fabrics
- 93 KRUG Textiles - Leather & Faux Leather
- 95 Customer's Own Material (COM/COL)
- 95 CAL 133 & Moisture Barrier
- 96 Graded-In Upholstery Programs
- 96 *KRUGEXPRESS* Program
- 97 Wood Finishes
- 97 Standard Laminates
- 98 Metal Finishes
- 98 Urethane Color Options
- 98 Solid Surface Program

LEED CI CREDITS



MATERIAL CONTENT:



PRE-CONSUMER
RECYCLED CONTENT = 6.25%

POST-CONSUMER
RECYCLED CONTENT = 13.64%

Up to 31.82% of this Faeron product is recyclable at the end of its useful life.

CONTRIBUTES TO		
CREDIT 2.1 - 2.2	Construction Waste Management	1-2 point(s)
CREDIT 3.3	Resource Reuse	1 point
CREDIT 4.1	Recycled Content	1 point
CREDIT 4.5	Low Emitting Materials, Systems & Seating	1 point
CREDIT 5.1	Regional Materials*	1 point
CREDIT 7	Certified Wood (MUST BE REQUESTED)	1 point(s)

*This credit is only applicable if in total 20% of the combined value of the procurement of construction materials and in the furniture are manufactured within a radius of 500 miles. This credit will apply if the installation of the finished product occurs within 500 miles of Kitchener, Ontario.

level® CERTIFICATION, AIR EMISSIONS AND FSC® CERTIFICATION



level® CERTIFICATION

BIFMA's e3 Furniture Sustainability Standard is a voluntary, multi-attribute standard that measures the degree of sustainability of furniture. This standard evaluates product and company environmental attributes and compliance systems in a wide range of elements which include Materials, Energy & Atmosphere, Human & Ecosystem Health and Social Responsibility. Faeron products have earned level®, BIFMA's sustainability certification program for furniture, certification through third-party verification against the e3 standard.

AIR-EMISSIONS

All Faeron products are supplied with air-emissions certified. Contact customer service for information.




FSC®

In 2005, Krug received Forest Stewardship Council® (FSC®) Chain-of-Custody certification for our manufacturing facilities. The FSC® Chain-of-Custody tracks certified wood from seedling to final sale. It verifies that the material for our FSC® certified products only come from well-managed, FSC®-certified forests and other controlled sources. FSC® is dedicated to the promotion of responsible forest management worldwide helping to take care of forests for future generations. Faeron and other Krug products can be specified with FSC® Certification. Contact customer service for further information, pricing and lead times.



Architects, designers, and building professionals can specify FSC®-certified products in order to achieve a point from the U.S. Green Building Council's Leadership in Energy and Environmental Design (LEED) Rating System.

FAERON WOOD | GUEST, PATIENT, MULTIPLE & EASY ACCESS FEATURES



CLEAN OUT

All Faeron seating models have a built-in clean out feature: a space at the back of the seat that allows dirt, debris and liquid to fall to the floor for easy clean up and maintenance - designed so that it does not detract from the comfort or appearance of the product.



FLEX BACK

The ergonomically designed back has been designed with a slight flexing action, to enhance the level of long-term sitting comfort, and provide greater ease of egress.



WALL SAVER

The angle of the back and the rear legs are designed to keep the back away from the wall, to prevent wear and damage to both the chairs and to the walls of the facility.



STEEL SEAT FRAME

Steel seat frames are joined to other components with hardened steel bolts and inserts, ensuring exceptional durability and strength. In addition they ease re-configurability and on-site replacement of damaged or degraded components.



SEAT COMFORT

Seats feature a spring suspension across the entire model range for exceptional comfort while high grade foam provides superior support and longevity.



PLUS UPGRADE

Faeron 30" and 44" models feature Plus Upgrade. Plus Upgraded seating has been engineered to support higher weight capacities, accommodating a wider variety of users.



GLIDES

Faeron's Beech wood legs feature non-marring glides.

FINISH DURABILITY

The Krug's finish, a proprietary catalyzed varnish formulation, has been repeatedly shown, through independent laboratory testing, to be the industry leader in durability and abrasion resistance. The Krug finish looks better longer than competitors, and is uniquely suited to the demands of healthcare environments.

LATEX FREE

Krug products are made with latex-free materials to prevent the allergic reaction that latex causes in some people.

REPLACEABLE COMPONENTS

Faeron chairs are uniquely designed to allow virtually all major components to be field replaced, providing a very cost effective means to significantly extend the life of the product. Seats, backs, frames are field replaceable. Pricing and model numbers can be viewed online at www.krug.ca.

CUSTOM CAPABILITIES

Modifications in dimension, seat and back shape or thickness, and other modifications are possible with Krug's capability to customize for specific requirements and needs. We can also provide custom finishes.

WEIGHT CAPACITIES

Faeron weight capacities are as follows:

Guest & Patient Chairs (21" & 24") - 500 lbs

Plus Chairs (30" & 44") - 750 lbs

Easy Access Chairs - 500 lbs

Multiple Seating & Pre-configured - 500 lbs per seat

2-Seat Freespan - 625 lbs per unit

3-Seat Freespan - 750 lbs per unit

FAERON WOOD | GUEST, PATIENT, MULTIPLE & EASY ACCESS OPTIONS




ARM PANELS

Panel arms are available in semi and fully closed styles for optimum design flexibility.




URETHANE ARM CAP

The optional Urethane Arm Cap provides enhanced durability and protection for the arms. This is field replaceable if this becomes damaged or degraded and is available in three colors; Black, Grey and Taupe.



SOLID SURFACE ARM CAP

The optional Solid Surface Arm Cap provides enhanced durability, protection and cleanability for the arms. This is field replaceable if this becomes damaged or degraded and is available in 8 standard colors.




SOLID SURFACE ARM FRAME

The optional Solid Surface Arm provides a fully seamless armrest for enhanced durability, protection and cleanability. It is available in 8 standard colors and replaceable as a full side frame if it becomes damaged or degraded.



COMBINATION UPHOLSTERY OPTION

When combination upholstery is specified with fabric of the same grade or COM, an upcharge for dual fabrics is **\$33 list** per unit and **\$64 list** per unit for three fabrics will be applied. When graded in combination upholstery is selected, use the highest grade upholstery selected or to obtain a quote for blended grading contact Customer Service (please provide the fabrics specified and location of where each fabric is to be applied on the product).



KINETIC BACK OPTION

Provides the chair back with a very pleasant and comfortable rocking motion, which can significantly enhance long-term sitting for patients and guests alike. The durable spring-loaded mechanism provides a range of motion of 20 degrees, and can be field-installed or replaced. It's available on any Faeron Guest or Patient chair back with the exception of the Plus styles (30" and 44").



CLEANABLE UNDER-SEAT SPLASHGUARD

All Faeron seating models are available with a plastic moisture barrier that covers and encloses the underside of the seat (while still allowing air transfer and ventilation in and out of the seat cushion). The Splashguard significantly enhances the germ resistance properties of the product, by enclosing the part of the chair that can be most susceptible to infection-causing pathogens. The Splashguard is a smooth, easy to clean surface, either while on the chair or when removed, and is also field replaceable.

GANGING

All Faeron freestanding Guest/Patient chairs can be ganged using a ganging bracket. The powder coated metal bracket is fastened to the inside face of each side frame.

REMOVABLE COVERS

Faeron chairs (all sizes) are available with removable seat and back covers. Replacement seat and back covers can be quickly installed on Faeron products that were originally ordered with the Removeable cover option. Replacement seat and back covers can also be installed on Faeron products that were not originally ordered with the removable cover option, with some simple staple removal on the original seats and backs

MOISTURE BARRIER & CAL 133

California Technical Bulletin 133 is a flammability test for seating. Krug offers a compliance method, in combination with non-flammable upholstery covers, may enable products to meet certification requirements for this test. This process at the same time also provides the products with a Moisture Barrier - a treatment that helps to prevent the passage of liquids and moisture to inside of the upholstered components - thereby conferring sanitary and anti-infection benefits. So when CAL 133 is specified, the product also automatically has a Moisture Barrier, and when a Moisture Barrier is specified, the product also features the compliance method and low flammability features of CAL 133.

The application of this up-charge and the compliance method does not mean that the specific configuration of product and upholstery cover are tested and officially certified as being CAL133 compliant. If the official certification is required, Krug will provide this (through an independent certified testing laboratory) at a charge of \$917 per item, plus the cost of the product to be tested. Lead time for certification testing is typically 4-8 weeks. Krug assumes no responsibility for the testing of our products in combination with upholstery covers, or for the results of any testing conducted. Some specific configurations of products and upholstery have already been tested. Please contact Customer Service for additional information.

FAERON WOOD | GUEST, DIMENSIONS & COM REQUIREMENTS

DIMENSIONS

	Overall Width	Overall Depth	Overall Height	Seat Height	Height of Arms from Floor	Width Between Arms	Seat Depth	Shipping Weight	Cube
21" Seat	25.0	26.3	34.5	19.0	25.0	21	19.5	44	14
24" Seat	28.0	26.3	34.5	19.0	25.0	24	19.5	48	19
30" Seat	34.0	26.3	34.5	19.0	25.0	30	19.5	54	20
44" Seat	48.0	26.3	34.5	19.0	25.0	44	19.5	71	28

COM- YARDAGE REQUIREMENTS

	COM Yardage Seat & Back	COM Yardage Seats Only	COM Yardage Back Only	COM Yardage Closed Arm Panel
21" & 24" - One Chair	1.6	0.9	1.4	0.8
30" - One Chair	2.3	0.9	1.4	0.8
44" - One Chair	2.9	1.5	1.6	0.8

Note: Some vinyls, leathers & upholsteries are not suitable for application on Faeron seating.
The approval process is as follows:
1. A sample of the COM must be provided to Krug Customer Service prior to or at the time of order.
2. The sample will be reviewed and the customer advised if the fabric is unsuitable.
3. The COM fabric or leather will be inspected when received at the factory, to identify any further concerns with its suitability.

COMBINATION UPHOLSTERY OPTION







When combination upholstery is specified with fabric of the same grade or COM, an upcharge for dual fabrics is **\$33 list** per unit and **\$64 list** per unit for three fabrics will be applied. When graded in combination upholstery is selected, use the highest grade upholstery selected or to obtain a quote for blended grading contact Customer Service (please provide the fabrics specified and location of where each fabric is to be applied on the product).

WEIGHT CAPACITIES

Faeron weight capacities are as follows:
Guest Chairs (21" & 24") - 500 lbs
Guest Plus Chairs (30" & 44") - 750 lbs

Faeron Option Upcharges	\$ List		\$ List
CAL 133 & Moisture Barrier (per yard)	64	Solid Surface Arm Cap (per pair) - Gr A White	364
Ganging Bracket	58	Solid Surface Arm Cap (per pair) - Gr A Color	376
Kinetic Back (not available for 30" & 44")	120	Solid Surface Arm Cap (per pair) - Gr B	396
21" & 24" Under-seat Splashguard	58	Solid Surface Arm Cap (per pair) - Gr C	410
30" Under-seat Splashguard	72	Solid Surface Arm (per pair) - Gr A White	573
44" Under-seat Splashguard	91	Solid Surface Arm (per pair) - Gr A Color	598
Removeable Seat Cover	90	Solid Surface Arm (per pair) - Gr B	645
Removable Back Cover	58	Solid Surface Arm (per pair) - Gr C	678
Urethane Arm Cap (per pair)	138		

See page 98 for color selection.







DESCRIPTION/MODEL	Species	COM		COL	FABRIC GRADES			LEATHER		
		1	2		4	5	6	7	8	9
 21" Open Arm FAE2-G21ONC	Beech Palette	1134	1178	1223	1314	1404	1495	1588	1678	1861
 21" Semi Closed Arm FAE2-G21SNC	Beech Palette	1539	1609	1676	1813	1951	2087	2222	2361	2635
 21" Closed Arm FAE2-G21CNC	Beech Palette	1554	1619	1689	1825	1964	2100	2237	2374	2646
 24" Open Arm FAE2-G24ONC	Beech Palette	1213	1258	1305	1396	1487	1580	1669	1760	1944
 24" Semi Closed Arm FAE2-G24SNC	Beech Palette	1620	1690	1758	1896	2032	2169	2306	2443	2717
 24" Closed Arm FAE2-G24CNC	Beech Palette	1634	1703	1772	1908	2044	2184	2319	2457	2728

ORDERING NOTES: Faeron chairs can be specified with Urethane Arm Caps (UC), Solid Surface Arm Caps (SC) or Solid Surface Arm (SA), replace “NC” in the model number with the **Arm Style** selection below and add the upcharge listed on [page 5](#). See page 98 for color selection.

PRODUCT CODE KEY

Line	Series	Chair Type	Size	Arm Type	Arm Style
<div>FAE</div> Faeron	<div>2</div> Chair	<div>G</div> Guest Seating	<div>21</div>	<div>O</div> Open Arm	<div>NC</div> No Cap
			<div>24</div>	<div>S</div> Semi Closed Arm	<div>UC</div> Urethane Cap
			<div>30</div>	<div>C</div> Closed Arm	<div>SC</div> Solid Surface Cap
			<div>44</div>		<div>SA</div> Solid Surface Arm

FAERON WOOD | GUEST

DESCRIPTION/MODEL	Species	COM		COL	FABRIC GRADES			LEATHER		
		1	2		4	5	6	7	8	9
 30" Open Arm FAE2-G30ONC	Beech Palette	1384	1451	1514	1645	1778	1909	2040	2170	2433
 30" Semi Closed Arm FAE2-G30SNC	Beech Palette	1792	1881	1968	2146	2323	2500	2678	2853	3207
 30" Closed Arm FAE2-G30CNC	Beech Palette	1804	1893	1981	2160	2334	2511	2690	2866	3219
 44" Open Arm FAE2-G44ONC	Beech Palette	1702	1782	1866	2032	2196	2362	2529	2694	3025
 44" Semi Closed Arm FAE2-G44SNC	Beech Palette	2109	2214	2321	2531	2742	2954	3163	3374	3797
 44" Closed Arm FAE2-G44CNC	Beech Palette	2121	2227	2332	2543	2754	2965	3177	3386	3811

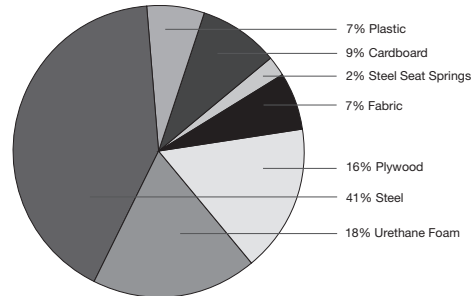
ORDERING NOTES: Faeron chairs can be specified with Urethane Arm Caps (UC), Solid Surface Arm Caps (SC) or Solid Surface Arm (SA), replace “NC” in the model number with the **Arm Style** selection below and add the upcharge listed on **Page 5**. See **Pages 98** for color selection.

PRODUCT CODE KEY					
Line	Series	Chair Type	Size	Arm Type	Arm Style
<div>FAE</div> Faeron	<div>2</div> Chair	<div>G</div> Guest Seating	<div>21</div>	<div>O</div> Open Arm	<div>NC</div> No Cap
			<div>24</div>	<div>S</div> Semi Closed Arm	<div>UC</div> Urethane Cap
			<div>30</div>	<div>C</div> Closed Arm	<div>SC</div> Solid Surface Cap
			<div>44</div>		<div>SA</div> Solid Surface Arm

LEED CI CREDITS



MATERIAL CONTENT:



PRE-CONSUMER
RECYCLED CONTENT = 10.87 %

POST-CONSUMER
RECYCLED CONTENT = 17.48%

Up to 50% of this Faeron Metal product is recyclable at the end of its useful life.

CONTRIBUTES TO

CREDIT 2.1 - 2.2	Construction Waste Management	1-2 point(s)
CREDIT 3.3	Resource Reuse	1 point
CREDIT 4.1	Recycled Content	1 point
CREDIT 4.2	Recycled Content	1 point
CREDIT 4.5	Low Emitting Materials, Systems & Seating	1 point
CREDIT 5.1	Regional Materials*	1 point
CREDIT 7	Certified Wood (MUST BE REQUESTED)	1 point(s)

*This credit is only applicable if in total 20% of the combined value of the procurement of construction materials and in the furniture are manufactured within a radius of 500 miles. This credit will apply if the installation of the finished product occurs within 500 miles of Kitchener, Ontario.

level® CERTIFICATION, AIR EMISSIONS AND FSC® CERTIFICATION



level® CERTIFICATION

BIFMA's e3 Furniture Sustainability Standard is a voluntary, multi-attribute standard that measures the degree of sustainability of furniture. This standard evaluates product and company environmental attributes and compliance systems in a wide range of elements which include Materials, Energy & Atmosphere, Human & Ecosystem Health and Social Responsibility. Faeron products have earned level®, BIFMA's sustainability certification program for furniture, certification through third-party verification against the e3 standard.

AIR-EMISSIONS

All Faeron products are supplied with air-emissions certified. Contact customer service for information.



FSC®

In 2005, Krug received Forest Stewardship Council® (FSC®) Chain-of-Custody certification for our manufacturing facilities. The FSC® Chain-of-Custody tracks certified wood from seedling to final sale. It verifies that the material for our FSC® certified products only come from well-managed, FSC®-certified forests and other controlled sources. FSC® is dedicated to the promotion of responsible forest management worldwide helping to take care of forests for future generations. Faeron and other Krug products can be specified with FSC® Certification. Contact customer service for further information, pricing and lead times.



Architects, designers, and building professionals can specify FSC®-certified products in order to achieve a point from the U.S. Green Building Council's Leadership in Energy and Environmental Design (LEED) Rating System.

FAERON METAL | GUEST, PATIENT, MULTIPLE & EASY ACCESS FEATURES



CLEAN OUT

All Faeron Metal seating models have a built-in clean out feature: a space at the back of the seat that allows dirt, debris and liquid to fall to the floor for easy clean up and maintenance - designed so that it does not detract from the comfort or appearance of the product.



FLEX BACK

The ergonomically designed back has been designed with a slight flexing action, to enhance the level of long-term sitting comfort, and provide greater ease of egress.



WALL SAVER

The angle of the back and the rear legs are designed to keep the back away from the wall, to prevent wear and damage to both the chairs and to the walls of the facility.




STEEL SEAT FRAME

Steel seat frames are joined to other components with hardened steel bolts and inserts, ensuring exceptional durability and strength. The seats feature a spring system that substantially enhances comfort and extends product life cycle. Seats are removable, and field replaceable.



SEAT COMFORT

Seats feature a spring suspension for exceptional comfort while high grade foam provides superior support and longevity.



POLYMER ARM

Faeron arms are durable, comfortable, and long lasting. They are made with injected polymer that is a solid color throughout the arm and are available in three color options: Black, Grey and Taupe.

METAL FINISHES

Faeron Metal chairs are available in two metal finishes; Silver Metallic and Brushed Nickel.

FINISH DURABILITY

The Krug's finish, a proprietary catalyzed varnish formulation, has been repeatedly shown, through independent laboratory testing, to be the industry leader in durability and abrasion resistance. The Krug finish looks better longer and is especially suited to the demands of healthcare environments.

LATEX FREE

Krug products are made with latex-free materials to prevent the allergic reaction that latex causes in some people.

REPLACEABLE COMPONENTS

Faeron Metal chairs are uniquely designed to allow virtually all major components to be field replaced, providing a very cost effective means to significantly extend the life of the product. Seats, backs, frames are field replaceable. Pricing and model numbers can be viewed online at www.krug.ca.

CUSTOM CAPABILITIES

Modifications in dimension, seat and back shape or thickness, and other modifications are possible with Krug's capability to customize for specific requirements and needs. We can also provide custom finishes.

WEIGHT CAPACITIES

Faeron Metal weight capacities are as follows:
Guest & Patient Chairs (21" & 24") - 500 lbs
Plus Chairs (30" & 44") - 750 lbs
Easy Access Chairs - 500 lbs
Multiple Seating & Pre-configured - 500 lbs per seat
2-Seat Freespan - 625 lbs per unit
3-Seat Freespan - 750 lbs per unit

PLUS UPGRADE

Faeron 30" and 44" models feature Plus Upgrade. Plus Upgraded seating has been engineered to support higher weight capacities, accommodating a wider variety of users.

[Faeron Metal Images | www.krug.ca](http://www.krug.ca)

FAERON METAL | GUEST, PATIENT, MULTIPLE & EASY ACCESS OPTIONS



ARM PANEL

Upholstered arm panels are available in both semi- and fully-closed styles, and are field replaceable if damaged.



SOLID SURFACE ARM

The optional Solid Surface Arm provides a fully seamless armrest for enhanced durability, protection and cleanability. It is available in 8 standard Corian colors, and custom colors (at an upcharge). Arms are replaceable as a full side frame if they become damaged or degraded.



WOOD ARM

Wood arms are solid Beech and available in standard and custom finishes. Krug's wood finish is a proprietary high-durability formulation that has been shown to be an industry leader in abrasion resistance. Arms can be replaced if they do become damaged or degraded.



COMBINATION UPHOLSTERY OPTION

When combination upholstery is specified with fabric of the same grade or COM, an upcharge for dual fabrics is **\$33 list** per unit and **\$64 list** per unit for three fabrics will be applied. When graded in combination upholstery is selected, use the highest grade upholstery selected or to obtain a quote for blended grading contact Customer Service (please provide the fabrics specified and location of where each fabric is to be applied on the product.).



KINETIC BACK OPTION

The optional Kinetic Back provides the chair back with a very pleasant and comfortable rocking motion, which can significantly enhance long-term sitting for patients and guests alike. The durable spring-loaded mechanism provides a range of motion of 20 degrees, and can be field-installed or replaced. It's available on any Faeron Guest or Patient chair back with the exception of the Plus styles (30" and 44").



CLEANABLE UNDER-SEAT SPLASHGUARD

All Faeron Metal seating models are available with a plastic moisture barrier that covers and encloses the underside of the seat (while still allowing air transfer and ventilation in and out of the seat cushion). The Splashguard significantly enhances the anti-microbial and germ resistance properties of the product, by enclosing the part of the chair that can be most susceptible to infection-causing pathogens. The Splashguard is a smooth, easy to clean surface, either while on the chair or when removed, and is also field replaceable.



REMOVABLE COVERS

Faeron Metal chairs (all sizes) are available with removable seat and back covers. Replacement seat and back covers can be quickly installed on Faeron products that were originally ordered with the Removeable cover option. Replacement seat and back covers can also be installed on Faeron products that were not originally ordered with the removeable cover option, with some simple staple removal on the original seats and backs.

METAL FINISH OPTIONS

Silver Metallic frames are available with an anti-microbial finish for an upcharge of **\$64 list** per arm frame pair or table. Additional Frame Finishes, which include anti-microbial finish, are available for an upcharge of **\$64 list** per arm frame pair or table. Available colors are: White, Parchment, Sand, Taupe, Warm Grey, Cool Grey or Black. For all metal finishes other than Silver Metallic Standard, there is a minimum order quantity of 30 units per color. Upcharges for order quantities less than 30 units per color or custom metal finishes, please contact Customer Service to obtain a quote.

MOISTURE BARRIER & CAL 133

California Technical Bulletin 133 is a flammability test for seating. Krug offers a compliance method, in combination with non-flammable upholstery covers, may enable products to meet certification requirements for this test. This process at the same time also provides the products with a Moisture Barrier - a treatment that helps to prevent the passage of liquids and moisture to inside of the upholstered components - thereby conferring sanitary and anti-infection benefits. So when CAL 133 is specified, the product also automatically has a Moisture Barrier, and when a Moisture Barrier is specified, the product also features the compliance method and low flammability features of CAL 133.

The application of this up-charge and the compliance method does not mean that the specific configuration of product and upholstery cover are tested and officially certified as being CAL133 compliant. If the official certification is required, Krug will provide this (through an independent certified testing laboratory) at a charge of \$917 per item, plus the cost of the product to be tested. Lead time for certification testing is typically 4-8 weeks. Krug assumes no responsibility for the testing of our products in combination with upholstery covers, or for the results of any testing conducted. Some specific configurations of products and upholstery have already been tested. Please contact Customer Service for additional information.

GANGING

All Faeron Metal freestanding Guest/Patient chairs can be ganged using a ganging bracket. The powder coated metal bracket is fastened to the inside face of each side frame.

FAERON METAL | GUEST

DIMENSIONS

	Overall Width	Overall Depth	Overall Height	Seat Height	Height of Arms from Floor	Width Between Arms	Seat Depth	Shipping Weight	Cube
21" Seat	25.0	26.3	34.5	19.0	25.0	21	19.5	56	14
24" Seat	28.0	26.3	34.5	19.0	25.0	24	19.5	60	19
30" Seat	34.0	26.3	34.5	19.0	25.0	30	19.5	66	20
44" Seat	48.0	26.3	34.5	19.0	25.0	44	19.5	83	28

COM- YARDAGE REQUIREMENTS

	COM Yardage Seat & Back	COM Yardage Seats Only	COM Yardage Back Only	COM Yardage Closed Arm Panel
21" & 24" - One Chair	1.6	0.9	1.4	0.96
30" - One Chair	2.3	0.9	1.4	0.96
44" - One Chair	2.9	1.5	1.6	0.96

ORDERING NOTES:

- The approval process is as follows:
1. A sample of the COM must be provided to Krug Customer Service prior to or at the time of order.
 2. The sample will be reviewed and the customer advised if the fabric is unsuitable.
 3. The COM fabric or leather will be inspected when received at the factory, to identify any further concerns with its suitability.
- Note: Some vinyls, leathers & upholsteries are not suitable for application on Faeron Metal seating.

A drawing showing the configuration of the multiple seating and tables is required with each purchase order.

COMBINATION UPHOLSTERY OPTION

When combination upholstery is specified with fabric of the same grade or COM, an upcharge for dual fabrics is **\$33 list** per unit and **\$64 list** per unit for three fabrics will be applied. When graded in combination upholstery is selected, use the highest grade upholstery selected or to obtain a quote for blended grading contact Customer Service (please provide the fabrics specified and location of where each fabric is to be applied on the product).







Faeron Option Upcharges	\$ List		\$ List
CAL 133 & Moisture Barrier (per yard)	64	Solid Surface Arm (per pair) - Gr A White	573
Ganging Bracket	58	Solid Surface Arm (per pair) - Gr A Color	598
Kinetic Back (not available for Plus)	120	Solid Surface Arm (per pair) - Gr B	645
21" & 24" Under-seat Splashguard	58	Solid Surface Arm (per pair) - Gr C	678
30" Under-seat Splashguard	72	Beech/Palette Wood Arm (per pair)	215
44" Under-seat Splashguard	91	See Page 98 for color selection.	
Removeable Seat Cover	90		
Removable Back Cover	58		
Non-Marring Glides	16		

WEIGHT CAPACITIES

Faeron Metal weight capacities are as follows:
Guest Chairs (21" & 24") - 500 lbs
Plus Chairs (30" & 44") - 750 lbs

FEATURES:

For a complete list of features see [Page 9](#).

DESCRIPTION/MODEL	COM		COL	FABRIC GRADES			LEATHER	
	1	2		4	5	6	8	9
	21" Open Polymer Arm, Silver Metallic Frame FAE2M-G21OPAS	1014 1059	1098	1187	1272	1360	1447	1535 1708
	21" Open Polymer Arm, Brushed Nickel Frame FAE2M-G21OPAN	1207 1251	1294	1380	1466	1555	1642	1729 1902
	21" Semi Closed Polymer Arm, Silver Metallic Frame FAE2M-G21SPAS	1402 1466	1533	1663	1793	1923	2055	2185 2445
	21" Semi Closed Polymer Arm, Brushed Nickel Frame FAE2M-G21SPAN	1596 1661	1727	1857	1987	2117	2249	2378 2639
	21" Closed Polymer Arm, Silver Metallic Frame FAE2M-G21CPAS	1414 1480	1543	1673	1804	1935	2065	2195 2458
	21" Closed Polymer Arm, Brushed Nickel Frame FAE2M-G21CPAN	1609 1671	1737	1869	1999	2130	2261	2390 2652
	24" Open Polymer Arm, Silver Metallic Frame FAE2M-G24OPAS	1092 1136	1179	1266	1354	1438	1527	1613 1788
	24" Open Polymer Arm, Brushed Nickel Frame FAE2M-G24OPAN	1285 1330	1373	1460	1545	1633	1719	1806 1980
	24" Semi Closed Polymer Arm, Silver Metallic Frame FAE2M-G24SPAS	1481 1544	1611	1743	1871	2002	2133	2263 2523
	24" Semi Closed Polymer Arm, Brushed Nickel Frame FAE2M-G24SPAN	1672 1738	1803	1935	2064	2194	2326	2457 2717
	24" Closed Polymer Arm, Silver Metallic Frame FAE2M-G24CPAS	1492 1557	1622	1753	1883	2013	2145	2274 2535
	24" Closed Polymer Arm, Brushed Nickel Frame FAE2M-G24CPAN	1686 1751	1816	1946	2077	2208	2339	2466 2728

ORDERING NOTES:

Faeron Metal chairs can also be specified with a Wood Arm (WA) or a Solid Surface Arm (SA), replace "PA" in the model number with the Arm Style selection below and add the upcharge listed.
See [Page 98](#) for color selection.

Arm Style Option Upcharges





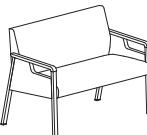

\$ List

Solid Surface Arm (per pair) - Gr A White	573
Solid Surface Arm (per pair) - Gr A Color	598
Solid Surface Arm (per pair) - Gr B	645
Solid Surface Arm (per pair) - Gr C	678
Beech/Palette Wood Arm (per pair)	215

PRODUCT CODE KEY

Line	Series	Chair Type	Size	Arm Type	Arm Style	Metal Finish
FAE	2M	G	21	O	PA	S
Faeron	Chair	Guest Seating		Open Arm	Polymer Arm	Silver Metallic
			24	S	WA	N
				Semi Closed Arm	Wood Arm	Brushed Nickel
			30	C	SA	
				Closed Arm	Solid Surface Arm	
			44			

FAERON METAL | GUEST

DESCRIPTION/MODEL		COM		COL	FABRIC GRADES			LEATHER		
		1	2	3	4	5	6	7	8	9
	30" Open Polymer Arm, Silver Metallic Frame FAE2M-G30OPAS	1254	1316	1378	1505	1629	1755	1879	2003	2254
	30" Open Polymer Arm, Brushed Nickel Frame FAE2M-G30OPAN	1447	1509	1571	1697	1822	1947	2072	2196	2448
	30" Semi Closed Polymer Arm, Silver Metallic Frame FAE2M-G30SPAS	1643	1728	1811	1980	2147	2317	2485	2654	2989
	30" Semi Closed Polymer Arm, Brushed Nickel Frame FAE2M-G30SPAN	1837	1921	2004	2173	2342	2510	2678	2847	3185
	30" Closed Polymer Arm, Silver Metallic Frame FAE2M-G30CPAS	1656	1738	1822	1990	2160	2328	2496	2664	3003
	30" Closed Polymer Arm, Brushed Nickel Frame FAE2M-G30CPAN	1849	1932	2016	2186	2354	2523	2690	2859	3195
	44" Open Polymer Arm, Silver Metallic Frame FAE2M-G44OPAS	1556	1634	1713	1870	2029	2186	2343	2502	2816
	44" Open Polymer Arm, Brushed Nickel Frame FAE2M-G44OPAN	1749	1827	1907	2063	2221	2381	2536	2695	3009
	44" Semi Closed Polymer Arm, Silver Metallic Frame FAE2M-G44SPAS	1944	2044	2145	2345	2546	2746	2948	3147	3553
	44" Semi Closed Polymer Arm, Brushed Nickel Frame FAE2M-G44SPAN	2138	2239	2340	2539	2741	2942	3142	3343	3745
	44" Closed Polymer Arm, Silver Metallic Frame FAE2M-G44CPAS	1956	2058	2157	2357	2559	2760	2959	3161	3563
	44" Closed Polymer Arm, Brushed Nickel Frame FAE2M-G44CPAN	2149	2252	2352	2552	2753	2954	3156	3355	3759

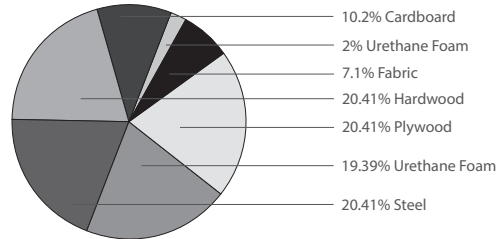
ORDERING NOTES:	Arm Style Option Upcharges	\$ List
Faeron Metal chairs can also be specified with a Wood Arm (WA) or a Solid Surface Arm (SA), replace "PA" in the model number with the Arm Style selection below and add the upcharge listed. See page 98 for color selection.	Solid Surface Arm (per pair) - Gr A White	573
	Solid Surface Arm (per pair) - Gr A Color	598
	Solid Surface Arm (per pair) - Gr B	645
	Solid Surface Arm (per pair) - Gr C	678
	Beech/Palette Wood Arm (per pair)	215

PRODUCT CODE KEY						
Line	Series	Chair Type	Size	Arm Type	Arm Style	Metal Finish
FAE	2M	G	21	O	PA	S
Faeron	Chair	Guest Seating		Open Arm	Polymer Arm	Silver Metallic
			24	S	WA	N
				Semi Closed Arm	Wood Arm	Brushed Nickel
			30	C	SA	
				Closed Arm	Solid Surface Arm	
			44			

LEED CI CREDITS



MATERIAL CONTENT:



PRE-CONSUMER
RECYCLED CONTENT = 5.61%

POST-CONSUMER
RECYCLED CONTENT = 14.18%

Up to 33.61% of this Faeron product is recyclable at the end of its useful life.

CONTRIBUTES TO		
CREDIT 2.1 - 2.2	Construction Waste Management	1-2 point(s)
CREDIT 3.3	Resource Reuse	1 point
CREDIT 4.1	Recycled Content	1 point
CREDIT 4.5	Low Emitting Materials, Systems & Seating	1 point
CREDIT 5.1	Regional Materials*	1 point
CREDIT 7	Certified Wood (MUST BE REQUESTED)	1 point(s)

*This credit is only applicable if in total 20% of the combined value of the procurement of construction materials and in the furniture are manufactured within a radius of 500 miles. This credit will apply if the installation of the finished product occurs within 500 miles of Kitchener, Ontario.

level® CERTIFICATION, AIR EMISSIONS AND FSC® CERTIFICATION



level® CERTIFICATION

BIFMA's e3 Furniture Sustainability Standard is a voluntary, multi-attribute standard that measures the degree of sustainability of furniture. This standard evaluates product and company environmental attributes and compliance systems in a wide range of elements which include Materials, Energy & Atmosphere, Human & Ecosystem Health and Social Responsibility. Faeron products have earned level®, BIFMA's sustainability certification program for furniture, certification through third-party verification against the e3 standard.

AIR-EMISSIONS

All Faeron products are supplied with air-emissions certified. Contact customer service for information.



FSC®

In 2005, Krug received Forest Stewardship Council® (FSC®) Chain-of-Custody certification for our manufacturing facilities. The FSC® Chain-of-Custody tracks certified wood from seedling to final sale. It verifies that the material for our FSC® certified products only come from well-managed, FSC®-certified forests and other controlled sources. FSC® is dedicated to the promotion of responsible forest management worldwide helping to take care of forests for future generations. Faeron and other Krug products can be specified with FSC® Certification. Contact customer service for further information, pricing and lead times.



Architects, designers, and building professionals can specify FSC®-certified products in order to achieve a point from the U.S. Green Building Council's Leadership in Energy and Environmental Design (LEED) Rating System.

DIMENSIONS & COM REQUIREMENTS

	Overall Width	Overall Depth	Overall Height	Seat Height	Height of Arms from Floor	Width Between Arms	Seat Depth	Shipping Weight	Cubes
21" Seat	25.0	26.3	45.0	19.0	25	21	19.5	49	17
24" Seat	28.0	26.3	45.0	19.0	25	24	19.5	53	22
30" Seat	34.0	26.3	45.0	19.0	25	30	19.5	64	28

COM - YARDAGE REQUIREMENTS

	COM Yardage Seats & Backs Only	COM Yardage Seat Only	COM Yardage Back Only	COM Yardage Closed Arm Panel
21" & 24" - One Chair	2.0	0.9	2.0	0.8
30" Plus - One Chair	3.0	0.9	2.0	0.8

Note: Some vinyls, leathers & upholsteries are not suitable for application on Faeron seating.
The approval process is as follows:
1. A sample of the COM must be provided to Krug Customer Service prior to or at the time of order.
2. The sample will be reviewed and the customer advised if the fabric is unsuitable.
3. The COM fabric or leather will be inspected when received at the factory, to identify any further concerns with its suitability.

Faeron Guest Option Upcharges		\$ List		\$ List
CAL 133 & Moisture Barrier (per yard)	64	Solid Surface Arm Cap (per pair) - Gr A White	364	
Ganging Bracket	58	Solid Surface Arm Cap (per pair) - Gr A Color	376	
Kinetic Back (not available for Plus)	120	Solid Surface Arm Cap (per pair) - Gr B	396	
21" & 24" Under-seat Splashguard	58	Solid Surface Arm Cap (per pair) - Gr C	410	
30" Under-seat Splashguard	72	Solid Surface Arm (per pair) - Gr A White	573	
Removeable Seat Cover	90	Solid Surface Arm (per pair) - Gr A Color	598	
Removable Back Cover	58	Solid Surface Arm (per pair) - Gr B	645	
Urethane Arm Cap (per pair)	138	Solid Surface Arm (per pair) - Gr C	678	
Combination Upholstery - dual fabrics (per chair)	33			
Combination Upholstery - Three fabrics (per chair)	64			

COMBINATION UPHOLSTERY OPTION

When combination upholstery is specified with fabric of the same grade or COM, an upcharge for dual fabrics is **\$33 list** per unit and **\$64 list** per unit for three fabrics will be applied. When graded in combination upholstery is selected, use the highest grade upholstery selected or to obtain a quote for blended grading contact Customer Service (please provide the fabrics specified and location of where each fabric is to be applied on the product).







WEIGHT CAPACITIES

Faeron weight capacities are as follows:
Patient Chairs (21" & 24") - 500 lbs
Plus Chair (30") - 750 lbs

FEATURES:

For a complete list of features see [Page 9](#).

FAERON WOOD | PATIENT




DESCRIPTION/MODEL	Species	COM		COL	FABRIC GRADES			LEATHER		
		1	2		4	5	6	7	8	9
 21" Open Arm FAE2-P21ONC	Beech Palette	1187	1245	1303	1416	1530	1643	1757	1871	2100
 21" Semi Closed Arm FAE2-P21SNC	Beech Palette	1594	1673	1755	1914	2076	2236	2394	2554	2873
 21" Closed Arm FAE2-P21CNC	Beech Palette	1609	1688	1768	1927	2087	2247	2407	2567	2884
 24" Open Arm FAE2-P24ONC	Beech Palette	1256	1314	1371	1484	1597	1713	1827	1941	2168
 24" Semi Closed Arm FAE2-P24SNC	Beech Palette	1664	1745	1823	1984	2144	2303	2463	2623	2942
 24" Closed Arm FAE2-P24CNC	Beech Palette	1676	1756	1836	1997	2157	2316	2476	2636	2955

ORDERING NOTES: Faeron chairs can be specified with Urethane Arm Caps (UC), Solid Surface Arm Caps (SC) or Solid Surface Arm (SA), replace “NC” in the model number with the **Arm Style** selection below and add the upcharge listed on **Page 15**. See **page 98** for color selection.

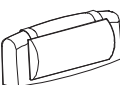
PRODUCT CODE KEY

Line	Series	Chair Type	Size	Arm Type	Arm Style
<div>FAE</div> Faeron	<div>2</div> Chair	<div>P</div> Patient Seating	<div>21</div>	<div>O</div> Open Arm	<div>NC</div> No Cap
			<div>24</div>	<div>S</div> Semi Closed Arm	<div>UC</div> Urethane Cap
			<div>30</div>	<div>C</div> Closed Arm	<div>SC</div> Solid Surface Cap
					<div>SA</div> Solid Surface Arm

FAERON WOOD | PATIENT

DESCRIPTION/MODEL	Species	COM		COL		FABRIC GRADES			LEATHER	
		1	2	3	4	5	6	7	8	9
 30" Open Arm FAE2-P30ONC	Beech Palette	1452	1537	1622	1794	1966	2136	2307	2479	2820
 30" Semi Closed Arm FAE2-P30SNC	Beech Palette	1860	1968	2079	2295	2510	2726	2944	3161	3594
 30" Closed Arm FAE2-P30CNC	Beech Palette	1871	1981	2089	2306	2523	2740	2957	3173	3606

ORDERING NOTES: Faeron chairs can be specified with Urethane Arm Caps (UC), Solid Surface Arm Caps (SC) or Solid Surface Arm (SA), replace "NC" in the model number with the **Arm Style** selection below and add the upcharge listed on **Page 15**. See **page 98** for color selection.

DESCRIPTION/MODEL		COM		COL	FABRIC GRADES			LEATHER		Fabric Yardage	Shipping Weight	Cubes	
		1	2	3	4	5	6	7	8				9
	21" Adjustable Headrest FAE2-RHR21	327	376	405	433	460	491	517	546	586	0.9	2.3	0.9
	24" Adjustable Headrest FAE2-RHR24	359	411	444	477	509	540	570	601	644	0.9	2.3	0.9
	30" Plus Patient Headrest FAE2-RHR30	429	491	530	565	602	642	678	716	766	0.9	2.3	0.9

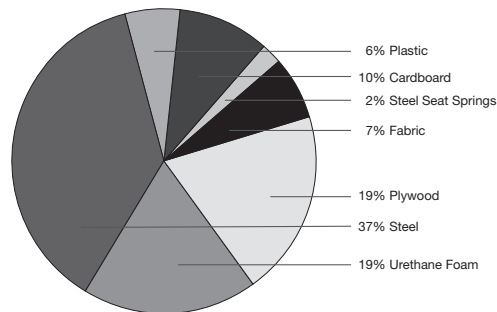
PRODUCT CODE KEY

Line	Series	Chair Type	Size	Arm Type	Arm Style
<div>FAE</div> Faeron	<div>2</div> Chair	<div>P</div> Patient Seating	<div>21</div>	<div>O</div> Open Arm	<div>NC</div> No Cap
			<div>24</div>	<div>S</div> Semi Closed Arm	<div>UC</div> Urethane Cap
			<div>30</div>	<div>C</div> Closed Arm	<div>SC</div> Solid Surface Cap
					<div>SA</div> Solid Surface Arm

LEED CI CREDITS



MATERIAL CONTENT:



PRE-CONSUMER
RECYCLED CONTENT = 9.80%

POST-CONSUMER
RECYCLED CONTENT = 17.63%

Up to 47.06% of this Faeron Metal product is recyclable at the end of its useful life.

CONTRIBUTES TO

CREDIT	CONTRIBUTES TO	POINTS
CREDIT 2.1 - 2.2	Construction Waste Management	1-2 point(s)
CREDIT 3.3	Resource Reuse	1 point
CREDIT 4.1	Recycled Content	1 point
CREDIT 4.2	Recycled Content	1 point
CREDIT 4.5	Low Emitting Materials, Systems & Seating	1 point
CREDIT 5.1	Regional Materials*	1 point
CREDIT 7	Certified Wood (MUST BE REQUESTED)	1 point(s)

*This credit is only applicable if in total 20% of the combined value of the procurement of construction materials and in the furniture are manufactured within a radius of 500 miles. This credit will apply if the installation of the finished product occurs within 500 miles of Kitchener, Ontario.

level® CERTIFICATION, AIR EMISSIONS AND FSC® CERTIFICATION



level® CERTIFICATION

BIFMA's e3 Furniture Sustainability Standard is a voluntary, multi-attribute standard that measures the degree of sustainability of furniture. This standard evaluates product and company environmental attributes and compliance systems in a wide range of elements which include Materials, Energy & Atmosphere, Human & Ecosystem Health and Social Responsibility. Faeron products have earned level®, BIFMA's sustainability certification program for furniture, certification through third-party verification against the e3 standard.

AIR-EMISSIONS

All Faeron products are supplied with air-emissions certified. Contact customer service for information.



FSC®

In 2005, Krug received Forest Stewardship Council® (FSC®) Chain-of-Custody certification for our manufacturing facilities. The FSC® Chain-of-Custody tracks certified wood from seedling to final sale. It verifies that the material for our FSC® certified products only come from well-managed, FSC®-certified forests and other controlled sources. FSC® is dedicated to the promotion of responsible forest management worldwide helping to take care of forests for future generations. Faeron and other Krug products can be specified with FSC® Certification. Contact customer service for further information, pricing and lead times.



Architects, designers, and building professionals can specify FSC®-certified products in order to achieve a point from the U.S. Green Building Council's Leadership in Energy and Environmental Design (LEED) Rating System.

FAERON METAL | PATIENT

DIMENSIONS & COM REQUIREMENTS

	Overall Width	Overall Depth	Overall Height	Seat Height	Height of Arms from Floor	Width Between Arms	Seat Depth	Shipping Weight	Cubes
21" Seat	25.0	26.3	45.0	19.0	25	21	19.5	61	17
24" Seat	28.0	26.3	45.0	19.0	25	24	19.5	65	22
30" Seat	34.0	26.3	45.0	19.0	25	30	19.5	76	28

COM - YARDAGE REQUIREMENTS

	COM Yardage Seats & Backs Only	COM Yardage Seat Only	COM Yardage Back Only	COM Yardage Closed Arm Panel
21" & 24" - One Chair	2.0	0.9	2.0	0.96
30" Plus - One Chair	3.0	0.9	2.0	0.96

ORDERING NOTES:

The approval process is as follows:

1. A sample of the COM must be provided to Krug Customer Service prior to or at the time of order.
 2. The sample will be reviewed and the customer advised if the fabric is unsuitable.
 3. The COM fabric or leather will be inspected when received at the factory, to identify any further concerns with its suitability.
- Note: Some vinyls, leathers & upholsteries are not suitable for application on Faeron Metal seating.

A drawing showing the configuration of the multiple seating and tables is required with each purchase order.

COMBINATION UPHOLSTERY OPTION

When combination upholstery is specified with fabric of the same grade or COM, an upcharge for dual fabrics is **\$33 list** per unit and **\$64 list** per unit for three fabrics will be applied. When graded in combination upholstery is selected, use the highest grade upholstery selected or to obtain a quote for blended grading contact Customer Service (please provide the fabrics specified and location of where each fabric is to be applied on the product).

Faeron Metal Option Upcharges	\$ List		\$ List
CAL 133 & Moisture Barrier (per yard)	64	Solid Surface Arm (per pair) - Gr A White	573
Ganging Bracket	58	Solid Surface Arm (per pair) - Gr A Color	598
Kinetic Back (not available for Plus)	120	Solid Surface Arm (per pair) - Gr B	645
21" & 24" Under-seat Splashguard	58	Solid Surface Arm (per pair) - Gr C	678
30" Under-seat Splashguard	72	Beech/Palette Wood Arm (per pair)	215
Removeable Seat Cover	90		
Removable Back Cover	58		
Non-Marring Glides	16		
Combination Upholstery - dual fabrics (per chair)	33		
Combination Upholstery - Three fabrics (per chair)	64		







WEIGHT CAPACITIES

Faeron Metal weight capacities are as follows:
Patient Chairs (21" & 24") - 500 lbs
Patient Plus Chair (30") - 750 lbs

FEATURES:

For a complete list of features see [page 9](#).

FAERON METAL | PATIENT

DESCRIPTION/MODEL	COM		COL	FABRIC GRADES			LEATHER		
	1	2		4	5	6	7	8	9
 21" Open Polymer Arm, Silver Metallic Frame FAE2M-P21OPAS	1066	1120	1177	1284	1393	1503	1611	1719	1936
	1260	1315	1370	1479	1587	1695	1803	1912	2131
 21" Semi Closed Polymer Arm, Silver Metallic Frame FAE2M-P21SPAS	1456	1530	1609	1760	1911	2063	2215	2368	2672
	1647	1724	1802	1955	2106	2257	2410	2562	2866
 21" Closed Polymer Arm, Silver Metallic Frame FAE2M-P21CPAS	1466	1541	1619	1772	1923	2076	2228	2381	2684
	1661	1736	1815	1966	2117	2269	2421	2571	2878
 24" Open Polymer Arm, Silver Metallic Frame FAE2M-P24OPAS	1132	1186	1241	1349	1459	1566	1673	1782	2002
	1327	1379	1435	1541	1651	1760	1869	1979	2194
 24" Semi Closed Polymer Arm, Silver Metallic Frame FAE2M-P24SPAS	1519	1597	1671	1825	1979	2130	2281	2433	2738
	1714	1791	1866	2018	2170	2322	2476	2629	2932
 24" Closed Polymer Arm, Silver Metallic Frame FAE2M-P24CPAS	1533	1610	1685	1837	1989	2140	2294	2445	2747
	1727	1802	1879	2031	2184	2333	2487	2639	2943

ORDERING NOTES:

Faeron Metal chairs can also be specified with a Wood Arm (WA) or a Solid Surface Arm (SA), replace "PA" in the model number with the **Arm Style** selection below and add the upcharge listed. See [page 98](#) for color selection.

Arm Style Option Upcharges




\$ List


Solid Surface Arm (per pair) - Gr A White	573
Solid Surface Arm (per pair) - Gr A Color	598
Solid Surface Arm (per pair) - Gr B	645
Solid Surface Arm (per pair) - Gr C	678
Beech/Palette Wood Arm (per pair)	215

PRODUCT CODE KEY

Line	Series	Chair Type	Size	Arm Type	Arm Style	Metal Finish
FAE Faeron	2M Chair	P Patient Seating	21	O Open Arm	PA Polymer Arm	S Silver Metallic
			24	S Semi Closed Arm	WA Wood Arm	N Brushed Nickel
			30	C Closed Arm	SA Solid Surface Arm	

FAERON METAL | PATIENT

DESCRIPTION/MODEL	COM		COL		FABRIC GRADES			LEATHER	
	1	2	3	4	5	6	7	8	9
	30" Open Polymer Arm, Silver Metallic Frame								
	FAE2M-P30OPAS	1317 1401	1482	1644	1808	1970	2133	2297	2621
	30" Open Polymer Arm, Brushed Nickel Frame								
	FAE2M-P30OPAN	1512 1593	1673	1837	2002	2165	2327	2489	2817
	30" Semi Closed Polymer Arm, Silver Metallic Frame								
	FAE2M-P30SPAS	1708 1811	1913	2121	2326	2533	2740	2947	3358
	30" Semi Closed Polymer Arm, Brushed Nickel Frame								
	FAE2M-P30SPAN	1901 2004	2108	2315	2520	2726	2934	3140	3553
	30" Closed Polymer Arm, Silver Metallic Frame								
	FAE2M-P30CPAS	1719 1822	1926	2133	2339	2545	2751	2958	3370
	30" Closed Polymer Arm, Brushed Nickel Frame								
	FAE2M-P30CPAN	1912 2016	2119	2326	2532	2739	2946	3153	3563

DESCRIPTION/MODEL	COM		COL		FABRIC GRADES			LEATHER		Fabric Yardage	Shipping Weight	Cubes
	1	2	3	4	5	6	7	8	9			
	21" Adjustable Headrest											
	FAE2-RHR21	327 376	405	433	460	491	517	546	586	0.9	2.3	0.9
	24" Adjustable Headrest											
	FAE2-RHR24	359 411	444	477	509	540	570	601	644	0.9	2.3	0.9
	30" Plus Patient Headrest											
	FAE2-RHR30	429 491	530	565	602	642	678	716	766	0.9	2.3	0.9

Faeron Metal Option Upcharges		\$ List	Arm Style Option Upcharges		\$ List
CAL 133 & Moisture Barrier (per yard)		64	Solid Surface Arm (per pair) - Gr A White		573
Ganging Bracket		58	Solid Surface Arm (per pair) - Gr A Color		598
Kinetic Back (not available for Plus)		120	Solid Surface Arm (per pair) - Gr B		645
21" & 24" Under-seat Splashguard		58	Solid Surface Arm (per pair) - Gr C		678
30" Under-seat Splashguard		72	Beech/Palette Wood Arm (per pair)		215
Removeable Seat Cover		90	ORDERING NOTES: Faeron Metal chairs can also be specified with a Wood Arm (WA) or a Solid Surface Arm (SA), replace "PA" in the model number with the Arm Style selection below and add the upcharge listed. See page 98 for color selection.		
Removable Back Cover		58			
Non-Marring Glides		16			
Combination Upholstery - dual fabrics (per chair)		33			
Combination Upholstery - Three fabrics (per chair)		64			

Additional features and options information see page 37.

PRODUCT CODE KEY

Line	Series	Chair Type	Size	Arm Type	Arm Style	Metal Finish
<div>FAE</div> Faeron	<div>2M</div> Chair	<div>P</div> Patient Seating	<div>21</div>	<div>O</div> Open Arm	<div>PA</div> Polymer Arm	<div>S</div> Silver Metallic
			<div>24</div>	<div>S</div> Semi Closed Arm	<div>WA</div> Wood Arm	<div>N</div> Brushed Nickel
			<div>30</div>	<div>C</div> Closed Arm	<div>SA</div> Solid Surface Arm	

FAERON WOOD | MULTIPLE SEATING INSTRUCTIONS

To aid you in the process of specifying and ordering Faeron Multiple Seating, we have compiled the following summary. It explains the three different types of Faeron Multiple Seating – (a) Pre-Configured, (b) Start, Center & End Units and (c) the Freespan Multiple Units – including the features and considerations of each type, to assist in selecting the one that best suits each application. It is a requirement for all Faeron Multiple Seating orders, a drawing or plan view layout must accompany the order, so that we can verify that the specification is correct.

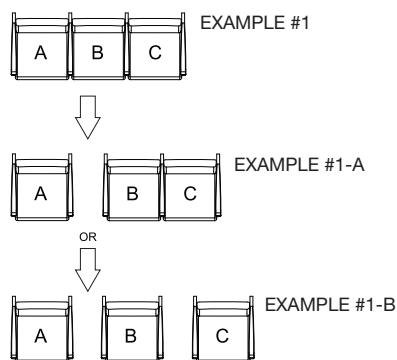
When building your multiple seating layout, please note that your order should start from left to right as you are facing the configuration.

Pre-Configured Multiple Units

Pre-Configured Multiple Units are designed to be used when you have seating configurations that are 2-3 chair units in size.

Considerations if choosing to use Pre-Configured Units:

- Linking tables can be joined to either end of a Pre-Configured Multiple Unit, but not in-between
- There are no limitations to the number of Pre-Configured Multiple units that can be ganged together with the Faeron Linking Tables
- Pre-Configured Multiple Units are not available in 30" or 44" plus widths
- Pre-Configured Multiple Units are not designed to work with other multiple seating (Start, Center, End Units or Freespan Units) unless a Faeron Linking Table or linking brackets are used in-between the different types of multiple seating.
- Pre-Configured Multiple Units are built from Start, Center and End Units and therefore, can be reconfigured to singular or two-seat units. However, you may have to purchase additional components (arms, etc...) to be able to do this. See line drawings below for possible configurations that can be made from taking apart the Pre-Configured Multiple Units.



*Please note:

Example #1-A requires an additional end unit arm for chair A, and a start unit arm for chair B.

Example #1-B requires an additional end unit arm for chair A, a start and end unit arm for chair B, and a start unit arm for chair C.

Start, Center and End Multiple Seating Units

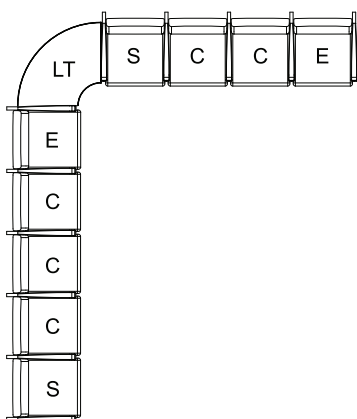
Start, Center and End Multiple Units are designed to be used when you have seating configurations that are greater than three chair units in size, and/or include 30" or 44" units. Also, before you start to build your multiple seating layout, please note that your order should start from left to right as you are facing the chair, therefore begin the configuration with a Start Unit, then move to a Center Unit and finish with an End Unit.

Considerations if choosing to use Start, Center and End Multiple Units:

- Start, Center and End units are available in all widths (21", 24", 30" & 44")
- There are no limitations to the amount of center units that can be ganged to a start or an end unit
- Faeron Linking Tables can be joined to any Faeron Start or End unit only (this is because the units are engineered with the finished arms)

FAERON WOOD | MULTIPLE SEATING INSTRUCTIONS

See below for sample configurations of when you would use Start, Center and End Multiple Units.



Freespan Multiple Units

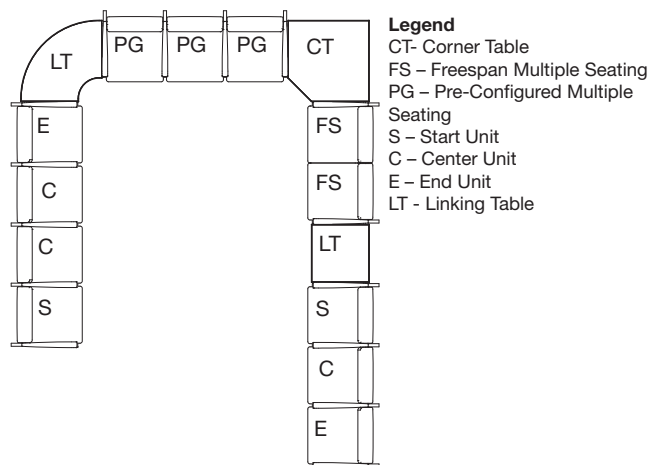
Freespan Multiple Units are designed to be used when you have seating configurations that are 2-3 chair units in size and a reduced number of legs are desirable. (see picture below).



Considerations if choosing to use Freespan Multiple Units:

- Freespan Multiple Units come with a choice of a pre-configured unit with or without a center arm
- The unit with the center arm increases the overall width of the unit by 1" per arm
- Linking tables can be joined to either side of a Freespan Multiple Unit, but not in-between
- There are no limitations to the number of Freespan Multiple units that can be ganged together with the Faeron Linking Tables or linking brackets.
- Freespan Multiple Units are not available in 30" or 44" plus widths
- Freespan Multiple Units are not designed to work with other multiple seating (Start, Center, End Units or Freespan Units) unless a Faeron Linking Table or linking brackets are used in-between the different types of multiple seating.

Below illustrates possible configurations when you could use all three types of Faeron Multiple Seating together.



For more information on how to specify Faeron Multiple Seating, please contact Customer Service directly at 1-888-578-5784.

FAERON WOOD | MULTIPLE SEATING - PRECONFIGURED UNITS

DIMENSIONS & COM REQUIREMENTS

	Overall Width	Overall Depth	Overall Height	Seat Height	Height of Arms from Floor	Width Between Arms	Seat Depth	Shipping Weight	Cube	COM Seat & Back Yardage	COM Fabric Seat Yardage	COM Fabric Back Yardage	COM Fabric Closed Arm Panel Yardage
PCG21X2	48.3	26.3	34.5	19.0	25.0	21	19.5	76	28	3.0	1.5	2.1	1.2
PCP21X2	48.3	26.3	45.0	19.0	25.0	21	19.5	86	38	3.8	1.5	3.0	1.2
PCG21X3	71.5	26.3	34.5	19.0	25.0	21	19.5	109	41	4.6	2.4	3.5	1.6
PCP21X3	71.5	26.3	45.0	19.0	25.0	21	19.5	124	56	5.8	2.4	5.0	1.6
PCG24X2	54.3	26.3	34.5	19.0	25.0	24	19.5	83	31	3.0	1.5	2.1	1.2
PCP24X2	54.3	26.3	45.0	19.0	25.0	24	19.5	93	43	3.8	1.5	3.0	1.2
PCG24X3	80.5	26.3	34.5	19.0	25.0	24	19.5	121	46	4.6	2.4	3.5	1.6
PCP24X3	80.5	26.3	45.0	19.0	25.0	24	19.5	136	63	5.8	2.4	5.0	1.6

Note: Some vinyls, leathers & upholsteries are not suitable for application on Faeron seating. Please refer to page 628 for C.O.M approval process.

A drawing showing the configuration of the multiple seating and tables is required with each purchase order.

WEIGHT CAPACITIES


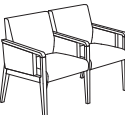




Faeron weight capacities are as follows:
Guest & Patient Chairs (21" & 24") - 500 lbs

Faeron Option Upcharges	\$ List		\$ List
CAL 133 & Moisture Barrier (per yard)	64		
Combination Upholstery - dual fabrics (per chair)	33	Solid Surface Arm Cap (pair) - Gr A White	364
Combination Upholstery - Three fabrics (per chair)	64	Solid Surface Arm Cap (pair) - Gr A Color	376
Ganging Bracket	58	Solid Surface Arm Cap (pair) - Gr B	396
Kinetic Back (not available for Plus)	120	Solid Surface Arm Cap (pair) - Gr C	410
21" & 24" Under-seat Splashguard	58		
Removeable Seat Cover (per seat)	90	Solid Surface Arm (pair) - Gr A White	573
Removable Back Cover (per back)	58	Solid Surface Arm (pair) - Gr A Color	598
Urethane Arm Cap (each)	69	Solid Surface Arm (pair) - Gr C	678
Solid Surface Arm Cap (each) - Gr A White	182	Solid Surface Arm (pair) - Gr B	645
Solid Surface Arm Cap (each) - Gr A Color	187	See page 631 for color selection.	
Solid Surface Arm Cap (each) - Gr B	198		
Solid Surface Arm Cap (each) - Gr C	205	Additional features and options information see page 31.	
Solid Surface Arm (each) - Gr A White	287		
Solid Surface Arm (each) - Gr A Color	299		
Solid Surface Arm (each) - Gr B	321		
Solid Surface Arm (each) - Gr C	339		

Patient backs are available on multiple units, please change the model number FAE2-PCG to FAE2-PCP, and add the following upcharges per back:

	Grade 1	Grade 2	Grade 3	Grade 4	Grade 5	Grade 6	Grade 7	Grade 8	Grade 9
21" Chairs	63	74	90	114	138	164	189	215	265
24" Chairs	68	81	94	119	144	170	195	220	271

FAERON WOOD | MULTIPLE SEATING - PRECONFIGURED UNITS

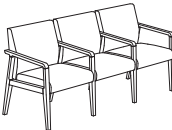
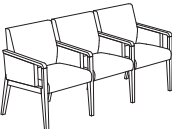
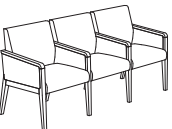
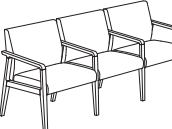
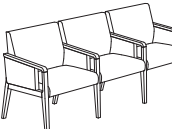
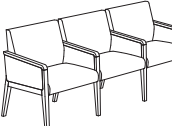
DESCRIPTION/MODEL	Species	COM		COL	FABRIC GRADES			LEATHER		
		1	2	3	4	5	6	7	8	9
	2 Seat - 21" Open Arm Pre-configured Unit, Guest Backs									
	FAE2-PCG21X2ONC	Beech Palette	1982	2073	2165	2347	2530	2713	2894	3077
	2 Seat - 21" Semi Closed Arm Pre-configured Unit, Guest Backs									
	FAE2-PCG21X2SNC	Beech Palette	2620	2745	2872	3122	3374	3626	3876	4128
	2 Seat - 21" Closed Arm Pre-configured Unit, Guest Backs									
	FAE2-PCG21X2CNC	Beech Palette	2643	2770	2896	3147	3399	3651	3902	4153
	2 Seat - 24" Open Arm Pre-configured Unit, Guest Backs									
	FAE2-PCG24X2ONC	Beech Palette	2160	2252	2342	2524	2709	2890	3073	3255
	2 Seat - 24" Semi Closed Arm Pre-configured Unit, Guest Backs									
	FAE2-PCG24X2SNC	Beech Palette	2798	2924	3049	3299	3552	3802	4055	4306
	2 Seat - 24" Closed Arm Pre-configured Unit, Guest Backs									
	FAE2-PCG24X2CNC	Beech Palette	2823	2948	3074	3324	3577	3827	4080	4331

ORDERING NOTES: Faeron chairs can be specified with Urethane Arm Caps (UC), Solid Surface Arm Caps (SC) or Solid Surface Arm (SA), replace “NC” in the model number with the **Arm Style** selection below and add the upcharge listed on [Page 24](#). See [page 98](#) for color selection.

PRODUCT CODE KEY

Line	Series	Chair Type	Back Type	Size	Arm Type	Arm Style
FAE	2	PC	G	21X2	O	NC
Faeron	Chair	Pre-configured Multiple Unit	Guest		Open Arm	No Cap
			P	24X2	S	UC
			Patient		Semi Closed Arm	Urethane Cap
				21X3	C	SC
					Closed Arm	Solid Surface Cap
				24X3		SA
						Solid Surface Arm

FAERON WOOD | MULTIPLE SEATING - PRECONFIGURED UNITS

DESCRIPTION/MODEL	Species	COM		COL	FABRIC GRADES			LEATHER			
		1	2	3	4	5	6	7	8	9	
	3 Seat - 21" Open Arm Pre-configured Unit, Guest Backs FAE2-PCG21X3ONC	Beech Palette	2817	2955	3091	3366	3638	3911	4185	4459	5007
	3 Seat - 21" Semi Closed Arm Pre-configured Unit, Guest Backs FAE2-PCG21X3SNC	Beech Palette	3687	3870	4053	4417	4782	5147	5512	5878	6607
	3 Seat - 21" Closed Arm Pre-configured Unit, Guest Backs FAE2-PCG21X3CNC	Beech Palette	3724	3907	4089	4455	4818	5185	5549	5915	6644
	3 Seat - 24" Open Arm Pre-configured Unit, Guest Backs FAE2-PCG24X3ONC	Beech Palette	3025	3114	3249	3523	3797	4071	4347	4618	5167
	3 Seat - 24" Semi Closed Arm Pre-configured Unit, Guest Backs FAE2-PCG24X3SNC	Beech Palette	3895	4029	4213	4576	4943	5307	5673	6036	6766
	3 Seat - 24" Closed Arm Pre-configured Unit, Guest Backs FAE2-PCG24X3CNC	Beech Palette	3933	4066	4249	4614	4979	5344	5710	6075	6805

ORDERING NOTES: Faeron chairs can be specified with Urethane Arm Caps (UC), Solid Surface Arm Caps (SC) or Solid Surface Arm (SA), replace "NC" in the model number with the **Arm Style** selection below and add the upcharge listed on [Page 24](#). See [page 98](#) for color selection.

PRODUCT CODE KEY

Line	Series	Chair Type	Back Type	Size	Arm Type	Arm Style
FAE Faeron	2 Chair	UC Pre-configured Multiple Unit	G Guest P Patient	21X2 24X2 21X3 24X3	O Open Arm S Semi Closed Arm C Closed Arm	NC No Cap UC Urethane Cap SC Solid Surface Cap SA Solid Surface Arm

FAERON WOOD | MULTIPLE SEATING - START, CENTER & END UNITS

DIMENSIONS & COM REQUIREMENTS

FAERON MULTIPLE START UNITS

	Overall Width	Overall Depth	Overall Height	Seat Height	Height of Arms from Floor	Width Between Arms	Seat Depth	Shipping Weight	Cube	COM Seat & Back Yardage	COM Fabric Seat Yardage	COM Fabric Back Yardage	COM Fabric Closed Arm Panel (Pair) Yardage
SG21	25	26.3	34.5	19	25	21	19.5	44	14	1.6	0.9	1.4	0.8
SP21	25	26.3	45	19	25	21	19.5	49	17	2.0	0.9	2.0	0.8
SG24	28	26.3	34.5	19	25	24	19.5	48	19	1.6	0.9	1.4	0.8
SP24	28	26.3	45	19	25	24	19.5	53	22	2.0	0.9	2.0	0.8
SG30	34	26.3	34.5	19	25	30	19.5	54	20	2.3	0.9	1.4	0.8
SP30	34	26.3	45	19	25	30	19.5	64	28	3.0	0.9	2.0	0.8
SG44	48	26.3	34.5	19	25	44	19.5	71	28	2.9	0.9	1.6	0.8

FAERON MULTIPLE CENTER UNITS

	Overall Width	Overall Depth	Overall Height	Seat Height	Height of Arms from Floor	Width Between Arms	Seat Depth	Shipping Weight	Cube	COM Seat & Back Yardage	COM Fabric Seat Yardage	COM Fabric Back Yardage	COM Fabric Closed Arm Panel Yardage
CG21	23	26.3	34.5	19	25	21	19.5	39	14	1.6	0.9	1.4	0.4
CP21	23	26.3	45	19	25	21	19.5	44	17	2.0	0.9	2.0	0.4
CG24	26	26.3	34.5	19	25	24	19.5	43	19	1.6	0.9	1.4	0.4
CP24	26	26.3	45	19	25	24	19.5	48	22	2.0	0.9	2.0	0.4
CG30	32	26.3	34.5	19	25	30	19.5	49	20	2.3	0.9	1.4	0.4
CP30	32	26.3	45	19	25	30	19.5	59	28	3.0	0.9	2.0	0.4
CG44	46	26.3	34.5	19	25	44	19.5	66	28	2.9	0.9	1.6	0.4

FAERON MULTIPLE END UNITS

	Overall Width	Overall Depth	Overall Height	Seat Height	Height of Arms from Floor	Width Between Arms	Seat Depth	Shipping Weight	Cube	COM Seat & Back Yardage	COM Fabric Seat Yardage	COM Fabric Back Yardage	COM Fabric Closed Arm Panel Yardage
EG21	23	26.3	34.5	19	25	21	19.5	39	14	1.6	0.9	1.4	0.4
EP21	23	26.3	45	19	25	21	19.5	44	17	2.0	0.9	2.0	0.4
EG24	26	26.3	34.5	19	25	24	19.5	43	19	1.6	0.9	1.4	0.4
EP24	26	26.3	45	19	25	24	19.5	48	22	2.0	0.9	2.0	0.4
EG30	32	26.3	34.5	19	25	30	19.5	49	20	2.3	0.9	1.4	0.4
EP30	32	26.3	45	19	25	30	19.5	59	28	3.0	0.9	2.0	0.4
EG44	46	26.3	34.5	19	25	44	19.5	66	28	2.9	0.9	1.6	0.4

ORDERING NOTES:

A drawing showing the configuration of the multiple seating and tables is required with each purchase order.

WEIGHT CAPACITIES

Faeron weight capacities are as follows:

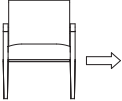
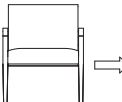
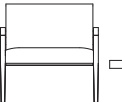
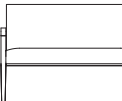
Guest & Patient Chairs (21" & 24") - 500 lbs

Faeron Option Upcharges	\$ List		\$ List
CAL 133 & Moisture Barrier (per yard)	64		
Combination Upholstery - dual fabrics (per chair)	33	Solid Surface Arm Cap (pair) - Gr A White	364
Combination Upholstery - Three fabrics (per chair)	64	Solid Surface Arm Cap (pair) - Gr A Color	376
Ganging Bracket	58	Solid Surface Arm Cap (pair) - Gr B	396
Kinetic Back (not available for Plus) (per chair)	120	Solid Surface Arm Cap (pair) - Gr C	410
21" & 24" Under-seat Splashguard (per seat)	58		
30" Under-seat Splashguard (per seat)	72	Solid Surface Arm (pair) - Gr A White	573
Removeable Seat Cover (per seat)	90	Solid Surface Arm (pair) - Gr A Color	598
Removable Back Cover (per back)	58	Solid Surface Arm (pair) - Gr C	678
Urethane Arm Cap (each)	69	Solid Surface Arm (pair) - Gr B	645
Solid Surface Arm Cap (each) - Gr A White	182	See page 631 for color selection.	
Solid Surface Arm Cap (each) - Gr A Color	187		
Solid Surface Arm Cap (each) - Gr B	198	Additional features and options information see page 31.	
Solid Surface Arm Cap (each) - Gr C	205		
Solid Surface Arm (each) - Gr A White	287		
Solid Surface Arm (each) - Gr A Color	299		
Solid Surface Arm (each) - Gr B	321		
Solid Surface Arm (each) - Gr C	339		

Patient backs are available on multiple units, please change the model number FAE2-PCG to FAE2-PCP, and add the following upcharges per back:

	Grade 1	Grade 2	Grade 3	Grade 4	Grade 5	Grade 6	Grade 7	Grade 8	Grade 9
21" Chairs	63	74	90	114	138	164	189	215	265
24" Chairs	68	81	94	119	144	170	195	220	271
30" Chairs	82	95	110	135	159	185	210	235	286

FAERON WOOD | MULTIPLE SEATING - START, CENTER & END UNITS

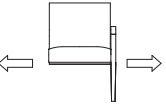
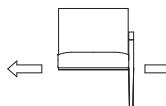
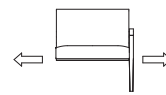
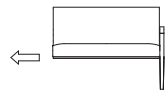
DESCRIPTION/MODEL		Species	COM 1	2	COL 3	FABRIC GRADES 4 5 6			7	LEATHER 8	9
	21" Open Arm Start Unit, Guest Back FAE2-SG21ONC	Beech Palette	1134	1178	1223	1314	1404	1495	1588	1678	1861
	21" Semi Closed Arm Start Unit, Guest Back FAE2-SG21SNC	Beech Palette	1539	1609	1676	1813	1951	2087	2222	2361	2635
	21" Closed Arm Start Unit, Guest Back FAE2-SG21CNC	Beech Palette	1554	1619	1689	1825	1964	2100	2237	2374	2646
	24" Open Arm Start Unit, Guest Back FAE2-SG24ONC	Beech Palette	1213	1258	1305	1396	1487	1580	1669	1760	1944
	24" Semi Closed Arm Start Unit, Guest Back FAE2-SG24SNC	Beech Palette	1620	1690	1758	1896	2032	2169	2306	2443	2717
	24" Closed Arm Start Unit, Guest Back FAE2-SG24CNC	Beech Palette	1634	1703	1772	1908	2044	2184	2319	2457	2728
	30" Open Arm Start Unit, Guest Back FAE2-SG30ONC	Beech Palette	1384	1451	1514	1645	1778	1909	2040	2170	2433
	30" Semi Closed Arm Start Unit, Guest Back FAE2-SG30SNC	Beech Palette	1792	1881	1968	2146	2323	2500	2678	2853	3207
	30" Closed Arm Start Unit, Guest Back FAE2-SG30CNC	Beech Palette	1804	1893	1981	2160	2334	2511	2690	2866	3219
	44" Open Arm Start Unit, Guest Back FAE2-SG44ONC	Beech Palette	1702	1782	1866	2032	2196	2362	2529	2694	3025
	44" Semi Closed Arm Start Unit, Guest Back FAE2-SG44SNC	Beech Palette	2109	2214	2321	2531	2742	2954	3163	3374	3797
	44" Closed Arm Start Unit, Guest Back FAE2-SG44CNC	Beech Palette	2121	2227	2332	2543	2754	2965	3177	3386	3811

ORDERING NOTES: Faeron chairs can be specified with Urethane Arm Caps (UC), Solid Surface Arm Caps (SC) or Solid Surface Arm (SA), replace "NC" in the model number with the **Arm Style** selection below and add the upcharge listed on **Page 27**. See **page 98** for color selection.

PRODUCT CODE KEY

Line	Series	Chair Type	Back Type	Size	Arm Type	Arm Style
FAE Faeron	2 Chair	S Start Unit Multiple Seating	G Guest	21	O Open Arm	NC No Cap
		C Center Unit Multiple Seating	P Patient	24	S Semi Closed Arm	UC Urethane Cap
		E End Unit Multiple Seating		30	C Closed Arm	SC Solid Surface Cap
						SA Solid Surface Arm

FAERON WOOD | MULTIPLE SEATING - START, CENTER & END UNITS

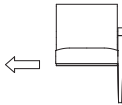
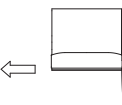
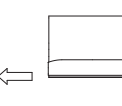
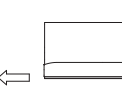
DESCRIPTION/MODEL		Species	COM 1	2	COL 3	4	FABRIC GRADES 5		6	7	LEATHER 8	9
	Center	21" Open Arm Center Unit, Guest Back FAE2-CG21ONC	Beech Palette	1041	1087	1134	1223	1314	1404	1497	1588	1771
		21" Semi Closed Arm Center Unit, Guest Back FAE2-CG21SNC	Beech Palette	1271	1330	1386	1501	1613	1728	1841	1956	2185
		21" Closed Arm Center Unit, Guest Back FAE2-CG21SNC	Beech Palette	1284	1341	1398	1512	1624	1741	1855	1968	2195
		24" Open Arm Center Unit, Guest Back FAE2-CG24ONC	Beech Palette	1121	1168	1213	1306	1396	1487	1580	1669	1854
		24" Semi Closed Arm Center Unit, Guest Back FAE2-CG24SNC	Beech Palette	1355	1411	1467	1582	1695	1810	1924	2037	2266
		24" Closed Arm Center Unit, Guest Back FAE2-CG24CNC	Beech Palette	1367	1422	1481	1593	1708	1822	1937	2051	2279
		30" Open Arm Center Unit, Guest Back FAE2-CG30ONC	Beech Palette	1292	1359	1423	1556	1688	1818	1949	2081	2342
		30" Semi Closed Arm Center Unit, Guest Back FAE2-CG30SNC	Beech Palette	1526	1601	1677	1833	1987	2139	2295	2448	2756
		30" Closed Arm Center Unit, Guest Back FAE2-CG30CNC	Beech Palette	1537	1613	1690	1844	1999	2152	2306	2461	2768
		44" Open Arm Center Unit, Guest Back FAE2-CG44ONC	Beech Palette	1611	1692	1776	1941	2107	2272	2437	2605	2934
		44" Semi Closed Arm Center Unit, Guest Back FAE2-CG44SNC	Beech Palette	1840	1936	2030	2217	2406	2593	2781	2970	3346
		44" Closed Arm Center Unit, Guest Back FAE2-CG44CNC	Beech Palette	1854	1947	2042	2229	2418	2607	2794	2984	3358

ORDERING NOTES: Faeron chairs can be specified with Urethane Arm Caps (UC), Solid Surface Arm Caps (SC) or Solid Surface Arm (SA), replace "NC" in the model number with the **Arm Style** selection below and add the upcharge listed on [Page 27](#). See [page 98](#) for color selection.

PRODUCT CODE KEY

Line	Series	Chair Type	Back Type	Size	Arm Type	Arm Style
<div>FAE</div> Faeron	<div>2</div> Chair	<div>S</div> Start Unit Multiple Seating	<div>G</div> Guest	<div>21</div>	<div>O</div> Open Arm	<div>NC</div> No Cap
		<div>C</div> Center Unit Multiple Seating	<div>P</div> Patient	<div>24</div>	<div>S</div> Semi Closed Arm	<div>UC</div> Urethane Cap
		<div>E</div> End Unit Multiple Seating		<div>30</div>	<div>C</div> Closed Arm	<div>SC</div> Solid Surface Cap
						<div>SA</div> Solid Surface Arm

FAERON WOOD | MULTIPLE SEATING - START, CENTER & END UNITS

DESCRIPTION/MODEL		Species	COM 1	2	COL 3	4	FABRIC GRADES 5		6	7	LEATHER 8	9
	21" Open Arm End Unit, Guest Back FAE2-EG21ONC	Beech Palette	1041	1087	1134	1223	1314	1404	1497	1588	1771	
	21" Semi Closed Arm End Unit, Guest Back FAE2-EG21SNC	Beech Palette	1271	1330	1386	1501	1613	1728	1841	1956	2185	
	21" Closed Arm End Unit, Guest Back FAE2-EG21CNC	Beech Palette	1284	1341	1398	1512	1624	1741	1855	1968	2195	
	24" Open Arm End Unit, Guest Back FAE2-EG24ONC	Beech Palette	1121	1168	1213	1306	1396	1487	1580	1669	1854	
	24" Semi Closed Arm End Unit, Guest Back FAE2-EG24SNC	Beech Palette	1355	1411	1467	1582	1695	1810	1924	2037	2266	
	24" Closed Arm End Unit, Guest Back FAE2-EG24CNC	Beech Palette	1367	1422	1481	1593	1708	1822	1937	2051	2279	
	30" Open Arm End Unit, Guest Back FAE2-EG30ONC	Beech Palette	1292	1359	1423	1556	1688	1818	1949	2081	2342	
	30" Semi Closed Arm End Unit, Guest Back FAE2-EG30SNC	Beech Palette	1526	1601	1677	1833	1987	2139	2295	2448	2756	
	30" Closed Arm End Unit, Guest Back FAE2-EG30CNC	Beech Palette	1537	1613	1690	1844	1999	2152	2306	2461	2768	
	44" Open Arm End Unit, Guest Back FAE2-EG44ONC	Beech Palette	1611	1692	1776	1941	2107	2272	2437	2605	2934	
	44" Semi Closed Arm End Unit, Guest Back FAE2-EG44SNC	Beech Palette	1840	1936	2030	2217	2406	2593	2781	2970	3346	
	44" Closed Arm End Unit, Guest Back FAE2-EG44CNC	Beech Palette	1854	1947	2042	2229	2418	2607	2794	2984	3358	

ORDERING NOTES: Faeron chairs can be specified with Urethane Arm Caps (UC), Solid Surface Arm Caps (SC) or Solid Surface Arm (SA), replace "NC" in the model number with the **Arm Style** selection below and add the upcharge listed on **Page 27**. See **page 98** for color selection.

PRODUCT CODE KEY

Line	Series	Chair Type	Back Type	Size	Arm Type	Arm Style
FAE Faeron	2 Chair	S Start Unit Multiple Seating	G Guest	21	O Open Arm	NC No Cap
		C Center Unit Multiple Seating	P Patient	24	S Semi Closed Arm	UC Urethane Cap
		E End Unit Multiple Seating		30	C Closed Arm	SC Solid Surface Cap
						SA Solid Surface Arm

FAERON WOOD | MULTIPLE SEATING - FREESPAN UNITS

DIMENSIONS & COM REQUIREMENTS

UNIT WITH NO CENTER ARM

	Overall Width	Overall Depth	Overall Height	Seat Height	Height of Arms from Floor	Width Between Arms	Seat Depth	Shipping Weight	Cube	COM Seat & Back Yardage	COM Fabric Seat Yardage	COM Fabric Back Yardage	COM Fabric Closed Arm Panel Yardage
PCFG21X2A	46.5	26.3	34.5	19	25.0	43.0	19.5	74	28	3.0	1.5	2.1	0.8
PCFP21X2A	46.5	26.3	45.0	19	25.0	43.0	19.5	84	37	3.8	1.5	3.0	0.8
PCFG21X3A	68.0	26.3	34.5	19	25.0	64.8	19.5	105	40	4.6	2.4	3.5	0.8
PCFP21X3A	68.0	26.3	45.0	19	25.0	64.8	19.5	120	54	5.8	2.4	5.0	0.8
PCFG24X2A	52.5	26.3	34.5	19	25.0	49.0	19.5	81	30	3.0	1.5	2.1	0.8
PCFP24X2A	52.5	26.3	45.0	19	25.0	49.0	19.5	91	42	3.8	1.5	3.0	0.8
PCFG24X3A	77.0	26.3	34.5	19	25.0	73.8	19.5	117	45	4.6	2.4	3.5	0.8
PCFP24X3A	77.0	26.3	45.0	19	25.0	73.8	19.5	132	61	5.8	2.4	5.0	0.8

UNIT WITH CENTER ARM

	Overall Width	Overall Depth	Overall Height	Seat Height	Height of Arms from Floor	Width Between Arms	Seat Depth	Shipping Weight	Cube	COM Seat & Back Yardage	COM Fabric Seat Yardage	COM Fabric Back Yardage
PCFG21X2B	48.3	26.3	34.5	19	25.0	21.5	19.5	77	28	3.0	1.5	2.1
PCFP21X2B	48.3	26.3	45.0	19	25.0	21.5	19.5	87	38	3.8	1.5	3.0
PCFG21X3B	71.5	26.3	34.5	19	25.0	21.5	19.5	111	40	4.6	2.4	3.5
PCFP21X3B	71.5	26.3	45.0	19	25.0	21.5	19.5	126	56	5.8	2.4	5.0
PCFG24X2B	54.3	26.3	34.5	19	25.0	24.5	19.5	84	30	3.0	1.5	2.1
PCFP24X2B	54.3	26.3	45.0	19	25.0	24.5	19.5	94	43	3.8	1.5	3.0
PCFG24X3B	80.5	26.3	34.5	19	25.0	24.5	19.5	123	45	4.6	2.4	3.5
PCFP24X3B	80.5	26.3	45.0	19	25.0	24.5	19.5	138	63	5.8	2.4	5.0

UNIT WITH CENTER ARM (CONTINUED), GUEST AND PATIENT BACKS

Unit With Center Arm (Continued)	COM Fabric Closed Arm Panels (2 Arms)	COM Fabric Closed Arm Panels (3 Arms)	COM Fabric Closed Arm Panels (4 Arms)
PCF21X2B	0.8	1.2	1.6
PCF21X3B	0.8	1.2	1.6
PCF24X2B	0.8	1.2	1.6
PCF24X3B	0.8	1.2	1.6

Note: Some vinyls, leathers & upholsteries are not suitable for application on Faeron seating.
The approval process is as follows:
1. A sample of the COM must be provided to Krug Customer Service prior to or at the time of order.
2. The sample will be reviewed and the customer advised if the fabric is unsuitable.
3. The COM fabric or leather will be inspected when received at the factory, to identify any further concerns with its suitability.

ORDERING NOTES:
A drawing showing the configuration of the multiple seating and tables is required with each purchase order.

WEIGHT CAPACITIES
Faeron weight capacities are as follows:
2-Seat Freespan - 525 lbs per unit
3-Seat Freespan - 750 lbs per unit

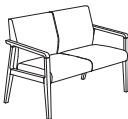
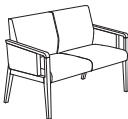
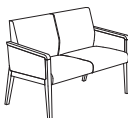
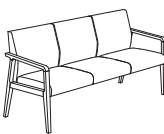
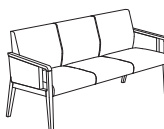
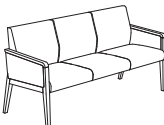
Faeron Option Upcharges	\$ List	\$ List
CAL 133 & Moisture Barrier (per yard)	64	
Combination Upholstery - dual fabrics (per chair)	33	Solid Surface Arm Cap (pair) - Gr A White 364
Combination Upholstery - Three fabrics (per chair)	64	Solid Surface Arm Cap (pair) - Gr A Color 376
Ganging Bracket	58	Solid Surface Arm Cap (pair) - Gr B 396
Kinetic Back (not available for Plus)	120	Solid Surface Arm Cap (pair) - Gr C 410
21" & 24" Under-seat Splashguard	58	
Removeable Seat Cover (per seat)	90	Solid Surface Arm (pair) - Gr A White 573
Removable Back Cover (per back)	58	Solid Surface Arm (pair) - Gr A Color 598
Urethane Arm Cap (each)	69	Solid Surface Arm (pair) - Gr C 678
		Solid Surface Arm (pair) - Gr B 645

Additional features and options information see page 31. See page 631 for color selection.

Patient backs are available on multiple units, please change the model number FAE2-PCG to FAE2-PCP, and add the following upcharges per back:

	Grade 1	Grade 2	Grade 3	Grade 4	Grade 5	Grade 6	Grade 7	Grade 8	Grade 9
21" Chairs	63	74	90	114	138	164	189	215	265
24" Chairs	68	81	94	119	144	170	195	220	271

FAERON WOOD | MULTIPLE SEATING - FREESPAN UNITS WITHOUT CENTER ARMS

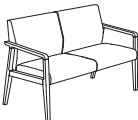
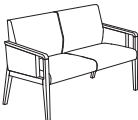
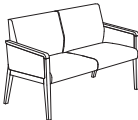
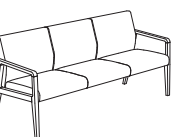
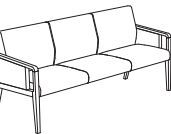
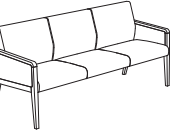
DESCRIPTION/MODEL	Species	COM		COL		FABRIC GRADES			LEATHER		
		1	2	3	4	5	6	7	8	9	
	21" Pre-Configured Freespan Unit - Open Arm 2 Seat, Guest Back										
	FAE2-PCFG21X2AONC	Beech	1834	1924	2017	2197	2382	2564	2745	2929	3294
	Palette										
	21" Pre-Configured Freespan Unit - Semi Closed Arm 2 Seat, Guest Back										
	FAE2-PCFG21X2ASNC	Beech	2241	2356	2471	2697	2927	3156	3383	3609	4067
	Palette										
	21" Pre-Configured Freespan Unit - Closed Arm 2 Seat, Guest Back										
	FAE2-PCFG21X2ACNC	Beech	2254	2368	2483	2712	2938	3165	3396	3622	4081
	Palette										
	21" Pre-Configured Freespan Unit - Open Arm 3 Seat, Guest Back										
	FAE2-PCFG21X3AONC	Beech	2495	2632	2768	3042	3316	3589	3865	4138	4685
	Palette										
	21" Pre-Configured Freespan Unit - Semi Closed Arm 3 Seat, Guest Back										
	FAE2-PCFG21X3ASNC	Beech	2904	3062	3222	3541	3862	4182	4502	4818	5457
	Palette										
	21" Pre-Configured Freespan Unit - Closed Arm 3 Seat, Guest Back										
	FAE2-PCFG21X3ACNC	Beech	2916	3076	3236	3554	3873	4193	4512	4833	5471
	Palette										

ORDERING NOTES: Faeron chairs can be specified with Urethane Arm Caps (UC), Solid Surface Arm Caps (SC) or Solid Surface Arm (SA), replace "NC" in the model number with the **Arm Style** selection below and add the upcharge listed on [Page 31](#). See [page 98](#) for color selection.

PRODUCT CODE KEY

Line	Series	Chair Type	Back Type	Size	Unit Style	Arm Type	Arm Style
FAE	2	PCF	G	21X2	A	O	NC
Faeron	Chair	Pre-Configured Freespan Multiple Unit	Guest Back		Unit with no Center Arm	Open Arm	No Cap
			P	21X3	B	S	UC
			Patient Back		Unit with Center Arm	Semi Closed Arm	Urethane Cap
				24X2		C	SC
						Closed Arm	Solid Surface Cap
				24X3			SA
							Solid Surface Arm

FAERON WOOD | MULTIPLE SEATING - FREESPAN UNITS WITHOUT CENTER ARMS


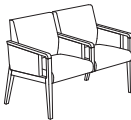

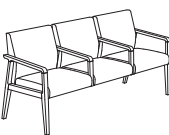
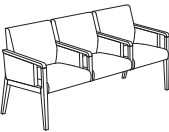
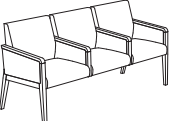
DESCRIPTION/MODEL	Species	COM		COL		FABRIC GRADES			LEATHER	
		1	2	3	4	5	6	7	8	9
 24" Pre-Configured Freespan Unit - Open Arm 2 Seat, Guest Back FAE2-PCFG24X2AONC	Beech Palette	1990	2083	2172	2356	2538	2720	2904	3084	3452
 24" Pre-Configured Freespan Unit - Semi Closed Arm 2 Seat, Guest Back FAE2-PCFG24X2ASNC	Beech Palette	2398	2513	2629	2854	3083	3312	3539	3767	4223
 24" Pre-Configured Freespan Unit - Closed Arm 2 Seat, Guest Back FAE2-PCFG24X2ACNC	Beech Palette	2411	2526	2639	2867	3096	3323	3553	3781	4236
 24" Pre-Configured Freespan Unit - Open Arm 3 Seat, Guest Back FAE2-PCFG24X3AONC	Beech Palette	2717	2854	2991	3266	3538	3814	4086	4361	4906
 24" Pre-Configured Freespan Unit - Semi Closed Arm 3 Seat, Guest Back FAE2-PCFG24X3ASNC	Beech Palette	3127	3286	3445	3765	4085	4402	4722	5042	5681
 24" Pre-Configured Freespan Unit - Closed Arm 3 Seat, Guest Back FAE2-PCFG24X3ACNC	Beech Palette	3138	3297	3457	3776	4097	4416	4735	5055	5693

ORDERING NOTES: Faeron chairs can be specified with Urethane Arm Caps (UC), Solid Surface Arm Caps (SC) or Solid Surface Arm (SA), replace “NC” in the model number with the **Arm Style** selection below and add the upcharge listed on **Page 31**. See **page 98** for color selection.

PRODUCT CODE KEY

Line	Series	Chair Type	Back Type	Size	Unit Style	Arm Type	Arm Style
FAE	2	PCF	G	21X2	A	O	NC
Faeron	Chair	Pre-Configured Freespan Multiple Unit	Guest Back		Unit with no Center Arm	Open Arm	No Cap
			P	21X3	B	S	UC
			Patient Back		Unit with Center Arm	Semi Closed Arm	Urethane Cap
				24X2		C	SC
						Closed Arm	Solid Surface Cap
				24X3			SA
							Solid Surface Arm

FAERON WOOD | MULTIPLE SEATING - FREESPAN UNITS WITH CENTER ARMS

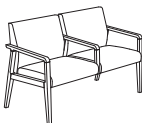
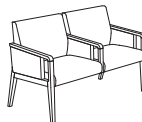
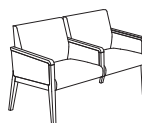
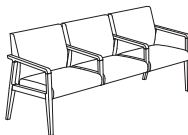
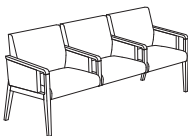
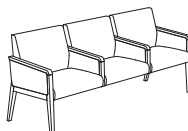
DESCRIPTION/MODEL	Species	COM		COL		FABRIC GRADES			LEATHER	
		1	2	3	4	5	6	7	8	9
	21" Pre-Configured Freespan Unit - Open Arm 2 Seat, Guest Back									
	FAE2-PCFG21X2BONC Beech Palette	2364	2457	2546	2728	2911	3093	3277	3458	3823
	21" Pre-Configured Freespan Unit - Semi Closed Arm 2 Seat, Guest Back									
	FAE2-PCFG21X2BSNC Beech Palette	3004	3131	3255	3507	3757	4007	4259	4509	5010
	21" Pre-Configured Freespan Unit - Closed Arm 2 Seat, Guest Back									
	FAE2-PCFG21X2BCNC Beech Palette	3029	3156	3279	3532	3783	4033	4284	4533	5035
	21" Pre-Configured Freespan Unit - Open Arm 3 Seat, Guest Back									
	FAE2-PCFG21X3BONC Beech Palette	3353	3490	3627	3899	4173	4447	4721	4995	5544
	21" Pre-Configured Freespan Unit - Semi Closed Arm 3 Seat, Guest Back									
	FAE2-PCFG21X3BSNC Beech Palette	4223	4405	4588	4952	5318	5684	6049	6414	7145
	21" Pre-Configured Freespan Unit - Closed Arm 3 Seat, Guest Back									
	FAE2-PCFG21X3BCNC Beech Palette	4261	4443	4624	4990	5355	5720	6085	6450	7180

ORDERING NOTES: Faeron chairs can be specified with Urethane Arm Caps (UC), Solid Surface Arm Caps (SC) or Solid Surface Arm (SA), replace "NC" in the model number with the **Arm Style** selection below and add the upcharge listed on **Page 31**. See **page 98** for color selection.

PRODUCT CODE KEY

Line	Series	Chair Type	Back Type	Size	Unit Style	Arm Type	Arm Style
FAE	2	PCF	G	21X2	A	O	NC
Faeron	Chair	Pre-Configured Freespan Multiple Unit	Guest Back		Unit with no Center Arm	Open Arm	No Cap
			P	21X3	B	S	UC
			Patient Back		Unit with Center Arm	Semi Closed Arm	Urethane Cap
				24X2		C	SC
						Closed Arm	Solid Surface Cap
				24X3			SA
							Solid Surface Arm

FAERON WOOD | MULTIPLE SEATING - FREESPAN UNITS WITH CENTER ARMS

DESCRIPTION/MODEL	Species	COM		COL	FABRIC GRADES				LEATHER		
		1	2	3	4	5	6	7	8	9	
	24" Pre-Configured Freespan Unit - Open Arm 2 Seat, Guest Back										
	FAE2-PCFG24X2BONC	Beech	2520	2612	2703	2884	3069	3249	3433	3617	3981
	Palette										
	24" Pre-Configured Freespan Unit - Semi Closed Arm 2 Seat, Guest Back										
	FAE2-PCFG24X2BSNC	Beech	3160	3286	3410	3662	3911	4164	4416	4666	5168
	Palette										
	24" Pre-Configured Freespan Unit - Closed Arm 2 Seat, Guest Back										
	FAE2-PCFG24X2BCNC	Beech	3185	3311	3434	3686	3936	4189	4441	4691	5192
	Palette										
	24" Pre-Configured Freespan Unit - Open Arm 3 Seat, Guest Back										
	FAE2-PCFG24X3BONC	Beech	3577	3712	3848	4124	4397	4669	4945	5218	5766
	Palette										
	24" Pre-Configured Freespan Unit - Semi Closed Arm 3 Seat, Guest Back										
	FAE2-PCFG24X3BSNC	Beech	4445	4630	4812	5176	5541	5906	6270	6634	7367
	Palette										
	24" Pre-Configured Freespan Unit - Closed Arm 3 Seat, Guest Back										
	FAE2-PCFG24X3BCNC	Beech	4483	4666	4846	5214	5579	5944	6308	6673	7403
	Palette										

ORDERING NOTES: Faeron chairs can be specified with Urethane Arm Caps (UC), Solid Surface Arm Caps (SC) or Solid Surface Arm (SA), replace "NC" in the model number with the **Arm Style** selection below and add the upcharge listed on **Page 31**. See **page 98** for color selection.

PRODUCT CODE KEY

Line	Series	Chair Type	Back Type	Size	Unit Style	Arm Type	Arm Style
F AE	2	PCF	G	21X2	A	O	NC
Faeron	Chair	Pre-Configured Freespan Multiple Unit	Guest Back		Unit with no Center Arm	Open Arm	No Cap
			P	21X3	B	S	UC
			Patient Back		Unit with Center Arm	Semi Closed Arm	Urethane Cap
				24X2		C	SC
						Closed Arm	Solid Surface Cap
				24X3			SA
							Solid Surface Arm

FAERON METAL | MULTIPLE SEATING - PRECONFIGURED UNITS

DIMENSIONS & COM REQUIREMENTS

	Overall Width	Overall Depth	Overall Height	Seat Height	Height of Arms from Floor	Width Between Arms	Seat Depth	Shipping Weight	Cube	COM Seat & Back Yardage	COM Fabric Seat Yardage	COM Fabric Back Yardage	COM Fabric Closed Arm Panel Yardage
PCG21X2	48.3	26.3	34.5	19.0	25.0	21	19.5	95	28	3.0	1.5	2.1	1.44
PCP21X2	48.3	26.3	45.0	19.0	25.0	21	19.5	105	38	3.8	1.5	3.0	1.44
PCG21X3	71.5	26.3	34.5	19.0	25.0	21	19.5	134	41	4.6	2.4	3.5	1.92
PCP21X3	71.5	26.3	45.0	19.0	25.0	21	19.5	149	56	5.8	2.4	5.0	1.92
PCG24X2	54.3	26.3	34.5	19.0	25.0	24	19.5	102	31	3.0	1.5	2.1	1.44
PCP24X2	54.3	26.3	45.0	19.0	25.0	24	19.5	112	43	3.8	1.5	3.0	1.44
PCG24X3	80.5	26.3	34.5	19.0	25.0	24	19.5	146	46	4.6	2.4	3.5	1.92
PCP24X3	80.5	26.3	45.0	19.0	25.0	24	19.5	161	63	5.8	2.4	5.0	1.92

A drawing showing the configuration of the multiple seating and tables is required with each purchase order.

Note: Some vinyls, leathers & upholsteries are not suitable for application on Faeron Metal seating. Please refer to [page 95](#) for C.O.M approval process.

Faeron Option Upcharges

\$ List

\$ List

CAL 133 & Moisture Barrier (per yard)	64	Solid Surface Arm (each) - Gr A White	287
Ganging Bracket	58	Solid Surface Arm (each) - Gr A Color	299
Kinetic Back (not available for Plus)	120	Solid Surface Arm (each) - Gr B	321
21" & 24" Under-seat Splashguard	58	Solid Surface Arm (each) - Gr C	339
Removeable Seat Cover (per seat)	90		
Removeable Back Cover (per back)	58	Solid Surface Arm (pair) - Gr A White	573
Combination Upholstery - dual fabrics (per chair)	33	Solid Surface Arm (pair) - Gr A Color	598
Combination Upholstery - Three fabrics (per chair)	64	Solid Surface Arm (pair) - Gr B	645
Beech/Palette Wood Arm (each)	108	Solid Surface Arm (pair) - Gr C	678
Beech/Palette Wood Arm (per pair)	215		
Non-Marring Glide	16	See page 631 for color selection.	

Additional features and options information see page 37.

Patient backs are available on multiple units, please change the model number FAE2-PCG to FAE2-PCP, and add the following upcharges per back:

	Grade 1	Grade 2	Grade 3	Grade 4	Grade 5	Grade 6	Grade 7	Grade 8	Grade 9
21" Chairs	63	74	90	114	138	164	189	215	265
24" Chairs	68	81	94	119	144	170	195	220	271


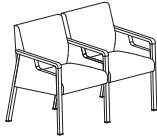
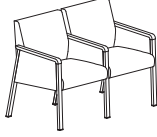
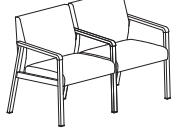


WEIGHT CAPACITIES

Faeron Metal weight capacities are as follows:
Guest & Patient Chairs (21" & 24") - 500 lbs

FEATURES:

For a complete list of features see [page 9](#).

FAERON METAL | MULTIPLE SEATING - PRECONFIGURED UNITS

DESCRIPTION/MODEL	COM		COL		FABRIC GRADES			LEATHER	
	1	2	3	4	5	6	7	8	9
	2 Seat - 21" Open Polymer Arm Pre-configured Unit, Guest Backs, Silver Metallic Frame FAE2M-PCG21X2OPAS 1791 1879 1966 2139 2313 2487 2660 2833 3182								
	2 Seat - 21" Open Polymer Arm Pre-configured Unit, Guest Backs, Brushed Nickel Frame FAE2M-PCG21X2OPAN 2083 2168 2256 2430 2606 2778 2951 3126 3472								
	2 Seat - 21" Semi Closed Polymer Arm Pre-configured Unit, Guest Backs, Silver Metallic Frame FAE2M-PCG21X2SPAS 2401 2520 2639 2878 3117 3356 3595 3834 4312								
	2 Seat - 21" Semi Closed Polymer Arm Pre-configured Unit, Guest Backs, Brushed Nickel Frame FAE2M-PCG21X2SPAN 2691 2810 2929 3167 3409 3646 3886 4125 4603								
	2 Seat - 21" Closed Polymer Arm Pre-configured Unit, Guest Backs, Silver Metallic Frame FAE2M-PCG21X2CPAS 2423 2543 2663 2902 3141 3381 3619 3858 4336								
	2 Seat - 21" Closed Polymer Arm Pre-configured Unit, Guest Backs, Brushed Nickel Frame FAE2M-PCG21X2CPAN 2715 2833 2954 3192 3432 3669 3909 4147 4626								
	2 Seat - 24" Open Polymer Arm Pre-configured Unit, Guest Backs, Silver Metallic Frame FAE2M-PCG24X2OPAS 1960 2046 2134 2308 2482 2656 2830 3004 3352								
	2 Seat - 24" Open Polymer Arm Pre-configured Unit, Guest Backs, Brushed Nickel Frame FAE2M-PCG24X2OPAN 2252 2339 2427 2597 2772 2947 3119 3293 3642								
	2 Seat - 24" Semi Closed Polymer Arm Pre-configured Unit, Guest Backs, Silver Metallic Frame FAE2M-PCG24X2SPAS 2569 2688 2807 3047 3287 3528 3763 4004 4482								
	2 Seat - 24" Semi Closed Polymer Arm Pre-configured Unit, Guest Backs, Brushed Nickel Frame FAE2M-PCG24X2SPAN 2860 2980 3099 3339 3578 3816 4055 4294 4771								
	2 Seat - 24" Closed Polymer Arm Pre-configured Unit, Guest Backs, Silver Metallic Frame FAE2M-PCG24X2CPAS 2593 2713 2831 3070 3311 3550 3787 4027 4505								
	2 Seat - 24" Closed Polymer Arm Pre-configured Unit, Guest Backs, Brushed Nickel Frame FAE2M-PCG24X2CPAN 2883 3004 3121 3363 3602 3840 4080 4318 4795								

ORDERING NOTES:

Faeron Metal chairs can also be specified with a Wood Arm (WA) or a Solid Surface Arm (SA), replace "PA" in the model number with the **Arm Style** selection below and add the upcharge listed. See [page 98](#) for color selection.

Arm Style Option Upcharges

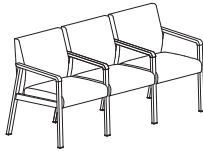
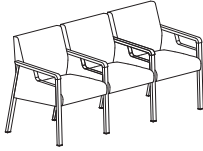
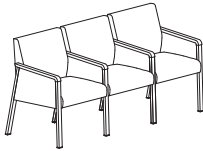
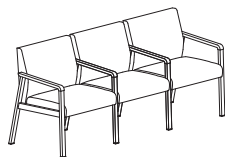
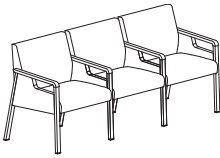
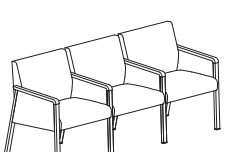
\$ List

Solid Surface Arm (pair) - Gr A White	573
Solid Surface Arm (pair) - Gr A Color	598
Solid Surface Arm (pair) - Gr B	645
Solid Surface Arm (pair) - Gr C	678
Beech/Palette Wood Arm (per pair)	215

PRODUCT CODE KEY

Line	Series	Chair Type	Back Type	Size	Arm Type	Arm Style	Metal Finish
FAE	2M	PC	G	21X2	O	PA	S
Faeron	Chair	Pre-configured Multiple Unit	Guest		Open Arm	Polymer Arm	Silver Metallic
			P	24X2	S	WA	N
			Patient		Semi Closed Arm	Wood Arm	Brushed Nickel
				21X3	C	SA	
					Closed Arm	Solid Surface Arm	
				24X3			

FAERON METAL | MULTIPLE SEATING - PRECONFIGURED UNITS

DESCRIPTION/MODEL	COM		COL		FABRIC GRADES			LEATHER	
	1	2	3	4	5	6	7	8	9
	3 Seat - 21" Open Polymer Arm Pre-configured Unit, Guest Backs, Silver Metallic Frame FAE2M-PCG21X3OPAS 2554 2685 2816 3077 3339 3598 3858 4118 4639								
	3 Seat - 21" Open Polymer Arm Pre-configured Unit, Guest Backs, Brushed Nickel Frame FAE2M-PCG21X3OPAN 2942 3073 3203 3463 3724 3984 4246 4507 5028								
	3 Seat - 21" Semi Closed Polymer Arm Pre-configured Unit, Guest Backs, Silver Metallic Frame FAE2M-PCG21X3SPAS 3384 3558 3731 4080 4426 4773 5122 5469 6164								
	3 Seat - 21" Semi Closed Polymer Arm Pre-configured Unit, Guest Backs, Brushed Nickel Frame FAE2M-PCG21X3SPAN 3771 3944 4117 4466 4815 5161 5509 5856 6553								
	3 Seat - 21" Closed Polymer Arm Pre-configured Unit, Guest Backs, Silver Metallic Frame FAE2M-PCG21X3CPAS 3419 3592 3766 4113 4461 4811 5157 5504 6200								
	3 Seat - 21" Closed Polymer Arm Pre-configured Unit, Guest Backs, Brushed Nickel Frame FAE2M-PCG21X3CPAN 3806 3980 4154 4502 4848 5196 5545 5891 6586								
	3 Seat - 24" Open Polymer Arm Pre-configured Unit, Guest Backs, Silver Metallic Frame FAE2M-PCG24X3OPAS 2753 2838 2968 3229 3489 3750 4011 4271 4793								
	3 Seat - 24" Open Polymer Arm Pre-configured Unit, Guest Backs, Brushed Nickel Frame FAE2M-PCG24X3OPAN 3140 3224 3355 3617 3876 4138 4398 4660 5182								
	3 Seat - 24" Semi Closed Polymer Arm Pre-configured Unit, Guest Backs, Silver Metallic Frame FAE2M-PCG24X3SPAS 3582 3710 3882 4231 4579 4927 5274 5620 6316								
	3 Seat - 24" Semi Closed Polymer Arm Pre-configured Unit, Guest Backs, Brushed Nickel Frame FAE2M-PCG24X3SPAN 3970 4097 4271 4617 4967 5315 5661 6008 6706								
	3 Seat - 24" Closed Polymer Arm Pre-configured Unit, Guest Backs, Silver Metallic Frame FAE2M-PCG24X3CPAS 3618 3744 3918 4266 4614 4962 5309 5657 6352								
	3 Seat - 24" Closed Polymer Arm Pre-configured Unit, Guest Backs, Brushed Nickel Frame FAE2M-PCG24X3CPAN 4005 4132 4308 4654 5003 5348 5696 6044 6739								

ORDERING NOTES:

Faeron Metal chairs can also be specified with a Wood Arm (WA) or a Solid Surface Arm (SA), replace "PA" in the model number with the **Arm Style** selection below and add the upcharge listed. See [page 98](#) for color selection.

Arm Style Option Upcharges

\$ List

Solid Surface Arm (pair) - Gr A White	573
Solid Surface Arm (pair) - Gr A Color	598
Solid Surface Arm (pair) - Gr B	645
Solid Surface Arm (pair) - Gr C	678
Beech/Palette Wood Arm (per pair)	215

PRODUCT CODE KEY

Line	Series	Chair Type	Back Type	Size	Arm Type	Arm Style	Metal Finish
FAE	2M	PC	G	21X2	O	PA	S
Faeron	Chair	Pre-configured Multiple Unit	Guest		Open Arm	Polymer Arm	Silver Metallic
			P	24X2	S	WA	N
			Patient		Semi Closed Arm	Wood Arm	Brushed Nickel
				21X3	C	SA	
					Closed Arm	Solid Surface Arm	
				24X3			

FAERON METAL | MULTIPLE SEATING - START, CENTER & END UNITS

DIMENSIONS & COM REQUIREMENTS

FAERON METAL MULTIPLE START UNITS

	Overall Width	Overall Depth	Overall Height	Seat Height	Height of Arms from Floor	Width Between Arms	Seat Depth	Shipping Weight	Cube	COM Seat & Back Yardage	COM Fabric Seat Yardage	COM Fabric Back Yardage	COM Fabric Closed Arm Panel (Pair) Yardage
SG21	25	26.3	34.5	19	25	21	19.5	56	14	1.6	0.9	1.4	0.96
SP21	25	26.3	45	19	25	21	19.5	61	17	2.0	0.9	2.0	0.96
SG24	28	26.3	34.5	19	25	24	19.5	60	19	1.6	0.9	1.4	0.96
SP24	28	26.3	45	19	25	24	19.5	65	22	2.0	0.9	2.0	0.96
SG30	34	26.3	34.5	19	25	30	19.5	66	20	2.3	0.9	1.4	0.96
SP30	34	26.3	45	19	25	30	19.5	76	28	3.0	0.9	2.0	0.96
SG44	48	26.3	34.5	19	25	44	19.5	83	28	2.9	0.9	1.6	0.96

FAERON METAL MULTIPLE CENTER UNITS

	Overall Width	Overall Depth	Overall Height	Seat Height	Height of Arms from Floor	Width Between Arms	Seat Depth	Shipping Weight	Cube	COM Seat & Back Yardage	COM Fabric Seat Yardage	COM Fabric Back Yardage	COM Fabric Closed Arm Panel Yardage
CG21	23	26.3	34.5	19	25	21	19.5	46	14	1.6	0.9	1.4	0.48
CP21	23	26.3	45	19	25	21	19.5	51	17	2.0	0.9	2.0	0.48
CG24	26	26.3	34.5	19	25	24	19.5	50	19	1.6	0.9	1.4	0.48
CP24	26	26.3	45	19	25	24	19.5	55	22	2.0	0.9	2.0	0.48
CG30	32	26.3	34.5	19	25	30	19.5	56	20	2.3	0.9	1.4	0.48
CP30	32	26.3	45	19	25	30	19.5	66	28	3.0	0.9	2.0	0.48
CG44	46	26.3	34.5	19	25	44	19.5	73	28	2.9	0.9	1.6	0.48

FAERON METAL MULTIPLE END UNITS

	Overall Width	Overall Depth	Overall Height	Seat Height	Height of Arms from Floor	Width Between Arms	Seat Depth	Shipping Weight	Cube	COM Seat & Back Yardage	COM Fabric Seat Yardage	COM Fabric Back Yardage	COM Fabric Closed Arm Panel Yardage
EG21	23	26.3	34.5	19	25	21	19.5	46	14	1.6	0.9	1.4	0.48
EP21	23	26.3	45	19	25	21	19.5	51	17	2.0	0.9	2.0	0.48
EG24	26	26.3	34.5	19	25	24	19.5	50	19	1.6	0.9	1.4	0.48
EP24	26	26.3	45	19	25	24	19.5	55	22	2.0	0.9	2.0	0.48
EG30	32	26.3	34.5	19	25	30	19.5	56	20	2.3	0.9	1.4	0.48
EP30	32	26.3	45	19	25	30	19.5	66	28	3.0	0.9	2.0	0.48
EG44	46	26.3	34.5	19	25	44	19.5	73	28	2.9	0.9	1.6	0.48

WEIGHT CAPACITIES

Faeron Metal weight capacities are as follows:

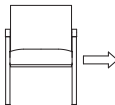
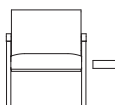
Guest & Patient Chairs (21" & 24") - 500 lbs

Faeron Option Upcharges	\$ List	\$ List
CAL 133 & Moisture Barrier (per yard)	64	Beech/Palette Wood Arm (each) 108
Ganging Bracket	58	Beech/Palette Wood Arm (per pair) 215
Kinetic Back (not available for Plus)	120	Solid Surface Arm (each) - Gr A White 287
21" & 24" Under-seat Splashguard	58	Solid Surface Arm (each) - Gr A Color 299
30" Under-seat Splashguard	72	Solid Surface Arm (each) - Gr B 321
44" Under-seat Splashguard	91	Solid Surface Arm (each) - Gr C 339
Removeable Seat Cover (per seat)	90	
Removeable Back Cover (per back)	58	Solid Surface Arm (pair) - Gr A White 573
Combination Upholstery - dual fabrics (per chair)	33	Solid Surface Arm (pair) - Gr A Color 598
Combination Upholstery - Three fabrics (per chair)	64	Solid Surface Arm (pair) - Gr B 645
Non-Marring Glide	16	Solid Surface Arm (pair) - Gr C 678

Patient backs are available on multiple units, please change the model number FAE2M-SG to FAE2M-SP and add the following upcharges per back:

	Grade 1	Grade 2	Grade 3	Grade 4	Grade 5	Grade 6	Grade 7	Grade 8	Grade 9
21" Chairs	63	74	90	114	138	164	189	215	265
24" Chairs	68	81	94	119	144	170	195	220	271
30" Chairs	82	95	110	135	159	185	210	235	286

FAERON METAL | MULTIPLE SEATING - START, CENTER & END UNITS

DESCRIPTION/MODEL		COM 1	2	COL 3	FABRIC GRADES 4	5	6	7	LEATHER 8	9
	21" Open Polymer Arm Start Unit, Guest Back, Silver Metallic Frame FAE2M-SG21OPAS	1014	1059	1098	1187	1272	1360	1447	1535	1708
	21" Open Polymer Arm Start Unit, Guest Back, Brushed Nickel Frame FAE2M-SG21OPAN	1207	1251	1294	1380	1466	1555	1642	1729	1902
	21" Semi Closed Polymer Arm Start Unit, Guest Back, Silver Metallic Frame FAE2M-SG21SPAS	1402	1466	1533	1663	1793	1923	2055	2185	2445
	21" Semi Closed Polymer Arm Start Unit, Guest Back, Brushed Nickel Frame FAE2M-SG21SPAN	1596	1661	1727	1857	1987	2117	2249	2378	2639
	21" Closed Polymer Arm Start Unit, Guest Back, Silver Metallic Frame FAE2M-SG21CPAS	1414	1480	1543	1673	1804	1935	2065	2195	2458
	21" Closed Polymer Arm Start Unit, Guest Back, Brushed Nickel Frame FAE2M-SG21CPAN	1609	1671	1737	1869	1999	2130	2261	2390	2652
	24" Open Polymer Arm Start Unit, Guest Back, Silver Metallic Frame FAE2M-SG24OPAS	1092	1136	1179	1266	1354	1438	1527	1613	1788
	24" Open Polymer Arm Start Unit, Guest Back, Brushed Nickel Frame FAE2M-SG24OPAN	1285	1330	1373	1460	1545	1633	1719	1806	1980
	24" Semi Closed Polymer Arm Start Unit, Guest Back, Silver Metallic Frame FAE2M-SG24SPAS	1481	1544	1611	1743	1871	2002	2133	2263	2523
	24" Semi Closed Polymer Arm Start Unit, Guest Back, Brushed Nickel Frame FAE2M-SG24SPAN	1672	1738	1803	1935	2064	2194	2326	2457	2717
	24" Closed Polymer Arm Start Unit, Guest Back, Silver Metallic Frame FAE2M-SG24CPAS	1492	1557	1622	1753	1883	2013	2145	2274	2535
	24" Closed Polymer Arm Start Unit, Guest Back, Brushed Nickel Frame FAE2M-SG24CPAN	1686	1751	1816	1946	2077	2208	2339	2466	2728

ORDERING NOTES:

Faeron Metal chairs can also be specified with a Wood Arm (WA) or a Solid Surface Arm (SA), replace "PA" in the model number with the **Arm Style** selection below and add the upcharge listed. See [page 98](#) for color selection.

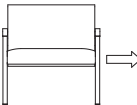
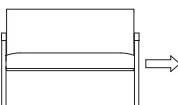
Arm Style Option Upcharges

	\$ List
Solid Surface Arm (pair) - Gr A White	573
Solid Surface Arm (pair) - Gr A Color	598
Solid Surface Arm (pair) - Gr B	645
Solid Surface Arm (pair) - Gr C	678
Beech/Palette Wood Arm (per pair)	215

PRODUCT CODE KEY

Line	Series	Chair Type	Back Type	Size	Arm Type	Arm Style	Metal Finish
FAE	2M	S	G	21	O	PA	S
Faeron	Chair	Start Unit Multiple Seating	Guest		Open Arm	Polymer Arm	Silver Metallic
		C	P	24	S	WA	N
		Center Unit Multiple Seating	Patient		Semi Closed Arm	Wood Arm	Brushed Nickel
		E		30	C	SA	
		End Unit Multiple Seating		44	Closed Arm	Solid Surface Arm	

FAERON METAL | MULTIPLE SEATING - START, CENTER & END UNITS

DESCRIPTION/MODEL		COM 1	2	COL 3	4	FABRIC GRADES 5		6	7	LEATHER 8	9
	30" Open Polymer Arm Start Unit, Guest Back, Silver Metallic Frame FAE2M-SG30OPAS	1254	1316	1378	1505	1629	1755		1879	2003	2254
	30" Open Polymer Arm Start Unit, Guest Back, Brushed Nickel Frame FAE2M-SG30OPAN	1447	1509	1571	1697	1822	1947		2072	2196	2448
	30" Semi Closed Polymer Arm Start Unit, Guest Back, Silver Metallic Frame FAE2M-SG30SPAS	1643	1728	1811	1980	2147	2317		2485	2654	2989
	30" Semi Closed Polymer Arm Start Unit, Guest Back, Brushed Nickel Frame FAE2M-SG30SPAN	1837	1921	2004	2173	2342	2510		2678	2847	3185
	30" Closed Polymer Arm Start Unit, Guest Back, Silver Metallic Frame FAE2M-SG30CPAS	1656	1738	1822	1990	2160	2328		2496	2664	3003
	30" Closed Polymer Arm Start Unit, Guest Back, Brushed Nickel Frame FAE2M-SG30CPAN	1849	1932	2016	2186	2354	2523		2690	2859	3195
	44" Open Polymer Arm Start Unit, Guest Back, Silver Metallic Frame FAE2M-SG44OPAS	1556	1634	1713	1870	2029	2186		2343	2502	2816
	44" Open Polymer Arm Start Unit, Guest Back, Brushed Nickel Frame FAE2M-SG44OPAN	1749	1827	1907	2063	2221	2381		2536	2695	3009
	44" Semi Closed Polymer Arm Start Unit, Guest Back, Silver Metallic Frame FAE2M-SG44SPAS	1944	2044	2145	2345	2546	2746		2948	3147	3553
	44" Semi Closed Polymer Arm Start Unit, Guest Back, Brushed Nickel Frame FAE2M-SG44SPAN	2138	2239	2340	2539	2741	2942		3142	3343	3745
	44" Closed Polymer Arm Start Unit, Guest Back, Silver Metallic Frame FAE2M-SG44CPAS	1956	2058	2157	2357	2559	2760		2959	3161	3563
	44" Closed Polymer Arm Start Unit, Guest Back, Brushed Nickel Frame FAE2M-SG44CPAN	2149	2252	2352	2552	2753	2954		3156	3355	3759

ORDERING NOTES:

Faeron Metal chairs can also be specified with a Wood Arm (WA) or a Solid Surface Arm (SA), replace "PA" in the model number with the **Arm Style** selection below and add the upcharge listed. See [page 98](#) for color selection.

Arm Style Option Upcharges

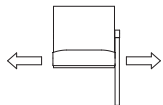
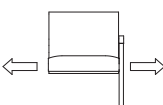
\$ List

Solid Surface Arm (pair) - Gr A White	573
Solid Surface Arm (pair) - Gr A Color	598
Solid Surface Arm (pair) - Gr B	645
Solid Surface Arm (pair) - Gr C	678
Beech/Palette Wood Arm (per pair)	215

PRODUCT CODE KEY

Line	Series	Chair Type	Back Type	Size	Arm Type	Arm Style	Metal Finish
FAE	2M	S	G	21	O	PA	S
Faeron	Chair	Start Unit	Guest		Open Arm	Polymer Arm	Silver Metallic
		Multiple Seating	P	24	S	WA	N
		Center Unit	Patient		Semi Closed Arm	Wood Arm	Brushed Nickel
		Multiple Seating		30	C	SA	
		End Unit			Closed Arm	Solid Surface Arm	
		Multiple Seating		44			

FAERON METAL | MULTIPLE SEATING - START, CENTER & END UNITS

DESCRIPTION/MODEL		COM	COL		FABRIC GRADES			LEATHER		
		1	2	3	4	5	6	7	8	9
	21" Open Polymer Arm Center Unit, Guest Back, Silver Metallic Frame FAE2M-CG21OPAS	958	1002	1045	1134	1220	1306	1393	1481	1654
	21" Open Polymer Arm Center Unit, Guest Back, Brushed Nickel Frame FAE2M-CG21OPAN	1056	1097	1141	1229	1316	1403	1489	1579	1751
	21" Semi Closed Polymer Arm Center Unit, Guest Back, Silver Metallic Frame FAE2M-CG21SPAS	1179	1232	1288	1396	1506	1613	1720	1831	2046
	21" Semi Closed Polymer Arm Center Unit, Guest Back, Brushed Nickel Frame FAE2M-CG21SPAN	1275	1330	1384	1493	1601	1709	1818	1927	2145
	21" Closed Polymer Arm Center Unit, Guest Back, Silver Metallic Frame FAE2M-CG21CPAS	1191	1245	1298	1408	1517	1624	1732	1841	2060
	21" Closed Polymer Arm Center Unit, Guest Back, Brushed Nickel Frame FAE2M-CG21CPAN	1288	1341	1396	1506	1613	1720	1831	1938	2157
	24" Open Polymer Arm Center Unit, Guest Back, Silver Metallic Frame FAE2M-CG24OPAS	1037	1081	1122	1212	1296	1384	1471	1558	1731
	24" Open Polymer Arm Center Unit, Guest Back, Brushed Nickel Frame FAE2M-CG24OPAN	1135	1177	1221	1307	1394	1482	1567	1656	1828
	24" Semi Closed Polymer Arm Center Unit, Guest Back, Silver Metallic Frame FAE2M-CG24SPAS	1257	1311	1363	1474	1583	1691	1801	1908	2124
	24" Semi Closed Polymer Arm Center Unit, Guest Back, Brushed Nickel Frame FAE2M-CG24SPAN	1354	1408	1462	1570	1680	1790	1897	2006	2221
	24" Closed Polymer Arm Center Unit, Guest Back, Silver Metallic Frame FAE2M-CG24CPAS	1269	1323	1377	1485	1594	1704	1813	1921	2136
	24" Closed Polymer Arm Center Unit, Guest Back, Brushed Nickel Frame FAE2M-CG24CPAN	1363	1420	1474	1583	1691	1801	1908	2017	2235

ORDERING NOTES:

Faeron Metal chairs can also be specified with a Wood Arm (WA) or a Solid Surface Arm (SA), replace "PA" in the model number with the **Arm Style** selection below and add the upcharge listed. See [page 98](#) for color selection.

Arm Style Option Upcharges

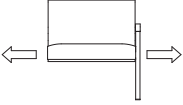

\$ List

Solid Surface Arm (each) - Gr A White	287
Solid Surface Arm (each) - Gr A Color	299
Solid Surface Arm (each) - Gr B	321
Solid Surface Arm (each) - Gr C	339
Beech/Palette Wood Arm (each)	108

PRODUCT CODE KEY

Line	Series	Chair Type	Back Type	Size	Arm Type	Arm Style	Metal Finish
FAE	2M	S	G	21	O	PA	S
Faeron	Chair	Start Unit Multiple Seating	Guest		Open Arm	Polymer Arm	Silver Metallic
		C	P	24	S	WA	N
		Center Unit Multiple Seating	Patient		Semi Closed Arm	Wood Arm	Brushed Nickel
		E		30	C	SA	
		End Unit Multiple Seating		44	Closed Arm	Solid Surface Arm	

FAERON METAL | MULTIPLE SEATING - START, CENTER & END UNITS

DESCRIPTION/MODEL		COM 1	2	COL 3	FABRIC GRADES			7	LEATHER 8	9
	30" Open Polymer Arm Center Unit, Guest Back, Silver Metallic Frame FAE2M-CG30OPAS	1199	1262	1325	1449	1572	1698	1823	1949	2197
	30" Open Polymer Arm Center Unit, Guest Back, Brushed Nickel Frame FAE2M-CG30OPAN	1295	1358	1421	1545	1670	1795	1921	2045	2296
	30" Semi Closed Polymer Arm Center Unit, Guest Back, Silver Metallic Frame FAE2M-CG30SPAS	1419	1493	1566	1713	1860	2006	2152	2298	2593
	30" Semi Closed Polymer Arm Center Unit, Guest Back, Brushed Nickel Frame FAE2M-CG30SPAN	1515	1589	1663	1810	1956	2104	2250	2396	2690
	30" Closed Polymer Arm Center Unit, Guest Back, Silver Metallic Frame FAE2M-CG30CPAS	1431	1506	1579	1724	1871	2017	2165	2310	2607
	30" Closed Polymer Arm Center Unit, Guest Back, Brushed Nickel Frame FAE2M-CG30CPAN	1528	1601	1673	1821	1967	2114	2262	2407	2701
	44" Open Polymer Arm Center Unit, Guest Back, Silver Metallic Frame FAE2M-CG44OPAS	1501	1580	1660	1816	1972	2132	2287	2445	2761
	44" Open Polymer Arm Center Unit, Guest Back, Brushed Nickel Frame FAE2M-CG44OPAN	1597	1676	1755	1912	2069	2228	2385	2542	2858
	44" Semi Closed Polymer Arm Center Unit, Guest Back, Silver Metallic Frame FAE2M-CG44SPAS	1720	1810	1899	2080	2259	2437	2616	2795	3156
	44" Semi Closed Polymer Arm Center Unit, Guest Back, Brushed Nickel Frame FAE2M-CG44SPAN	1818	1907	1997	2176	2356	2535	2714	2893	3251
	44" Closed Polymer Arm Center Unit, Guest Back, Silver Metallic Frame FAE2M-CG44CPAS	1732	1821	1911	2090	2271	2449	2630	2807	3165
	44" Closed Polymer Arm Center Unit, Guest Back, Brushed Nickel Frame FAE2M-CG44CPAN	1831	1920	2009	2189	2368	2546	2724	2905	3264

ORDERING NOTES:

Faeron Metal chairs can also be specified with a Wood Arm (WA) or a Solid Surface Arm (SA), replace "PA" in the model number with the **Arm Style** selection below and add the upcharge listed. See [page 98](#) for color selection.

Arm Style Option Upcharges

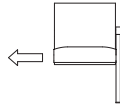
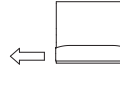
\$ List

Solid Surface Arm (each) - Gr A White	287
Solid Surface Arm (each) - Gr A Color	299
Solid Surface Arm (each) - Gr B	321
Solid Surface Arm (each) - Gr C	339
Beech/Palette Wood Arm (each)	108

PRODUCT CODE KEY

Line	Series	Chair Type	Back Type	Size	Arm Type	Arm Style	Metal Finish
FAE	2M	S	G	21	O	PA	S
Faeron	Chair	Start Unit	Guest		Open Arm	Polymer Arm	Silver Metallic
		Multiple Seating	P	24	S	WA	N
		Center Unit	Patient		Semi Closed Arm	Wood Arm	Brushed Nickel
		Multiple Seating		30	C	SA	
		End Unit			Closed Arm	Solid Surface Arm	
		Multiple Seating		44			

FAERON METAL | MULTIPLE SEATING - START, CENTER & END UNITS

DESCRIPTION/MODEL		COM	COL			FABRIC GRADES			LEATHER	
		1	2	3	4	5	6	7	8	9
	21" Open Polymer Arm End Unit, Guest Back, Silver Metallic Frame FAE2M-EG21OPAS	958	1002	1045	1134	1220	1306	1393	1481	1654
	21" Open Polymer Arm End Unit, Guest Back, Brushed Nickel Frame FAE2M-EG21OPAN	1056	1097	1141	1229	1316	1403	1489	1579	1751
	21" Semi Closed Polymer Arm End Unit, Guest Back, Silver Metallic Frame FAE2M-EG21SPAS	1179	1232	1288	1396	1506	1613	1720	1831	2046
	21" Semi Closed Polymer Arm End Unit, Guest Back, Brushed Nickel Frame FAE2M-EG21SPAN	1275	1330	1384	1493	1601	1709	1818	1927	2145
	21" Closed Polymer Arm End Unit, Guest Back, Silver Metallic Frame FAE2M-EG21CPAS	1191	1245	1298	1408	1517	1624	1732	1841	2060
	21" Closed Polymer Arm End Unit, Guest Back, Brushed Nickel Frame FAE2M-EG21CPAN	1288	1341	1396	1506	1613	1720	1831	1938	2157
	24" Open Polymer Arm End Unit, Guest Back, Silver Metallic Frame FAE2M-EG24OPAS	1037	1081	1122	1212	1296	1384	1471	1558	1731
	24" Open Polymer Arm End Unit, Guest Back, Brushed Nickel Frame FAE2M-EG24OPAN	1135	1177	1221	1307	1394	1482	1567	1656	1828
	24" Semi Closed Polymer Arm End Unit, Guest Back, Silver Metallic Frame FAE2M-EG24SPAS	1257	1311	1363	1474	1583	1691	1801	1908	2124
	24" Semi Closed Polymer Arm End Unit, Guest Back, Brushed Nickel Frame FAE2M-EG24SPAN	1354	1408	1462	1570	1680	1790	1897	2006	2221
	24" Closed Polymer Arm End Unit, Guest Back, Silver Metallic Frame FAE2M-EG24CPAS	1269	1323	1377	1485	1594	1704	1813	1921	2136
	24" Closed Polymer Arm End Unit, Guest Back, Brushed Nickel Frame FAE2M-EG24CPAN	1363	1420	1474	1583	1691	1801	1908	2017	2235

ORDERING NOTES:

Faeron Metal chairs can also be specified with a Wood Arm (WA) or a Solid Surface Arm (SA), replace "PA" in the model number with the **Arm Style** selection below and add the upcharge listed. See [page 98](#) for color selection.

Arm Style Option Upcharges

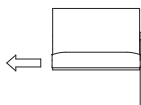
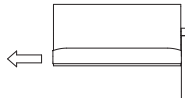
\$ List

Solid Surface Arm (each) - Gr A White	287
Solid Surface Arm (each) - Gr A Color	299
Solid Surface Arm (each) - Gr B	321
Solid Surface Arm (each) - Gr C	339
Beech/Palette Wood Arm (each)	108

PRODUCT CODE KEY

Line	Series	Chair Type	Back Type	Size	Arm Type	Arm Style	Metal Finish
FAE	2M	S	G	21	O	PA	S
Faeron	Chair	Start Unit	Guest		Open Arm	Polymer Arm	Silver Metallic
		C	P	24	S	WA	N
		Center Unit	Patient		Semi Closed Arm	Wood Arm	Brushed Nickel
		E		30	C	SA	
		End Unit			Closed Arm	Solid Surface Arm	
		Multiple Seating		44			

FAERON METAL | MULTIPLE SEATING - START, CENTER & END UNITS

DESCRIPTION/MODEL		COM 1	2	COL 3	FABRIC GRADES			LEATHER		
					4	5	6	7	8	9
	30" Open Polymer Arm End Unit, Guest Back, Silver Metallic Frame FAE2M-EG30OPAS	1199	1262	1325	1449	1572	1698	1823	1949	2197
	30" Open Polymer Arm End Unit, Guest Back, Brushed Nickel Frame FAE2M-EG30OPAN	1295	1358	1421	1545	1670	1795	1921	2045	2296
	30" Semi Closed Polymer Arm End Unit, Guest Back, Silver Metallic Frame FAE2M-EG30SPAS	1419	1493	1566	1713	1860	2006	2152	2298	2593
	30" Semi Closed Polymer Arm End Unit, Guest Back, Brushed Nickel Frame FAE2M-EG30SPAN	1515	1589	1663	1810	1956	2104	2250	2396	2690
	30" Closed Polymer Arm End Unit, Guest Back, Silver Metallic Frame FAE2M-EG30CPAS	1431	1506	1579	1724	1871	2017	2165	2310	2607
	30" Closed Polymer Arm End Unit, Guest Back, Brushed Nickel Frame FAE2M-EG30CPAN	1528	1601	1673	1821	1967	2114	2262	2407	2701
	44" Open Polymer Arm End Unit, Guest Back, Silver Metallic Frame FAE2M-EG44OPAS	1501	1580	1660	1816	1972	2132	2287	2445	2761
	44" Open Polymer Arm End Unit, Guest Back, Brushed Nickel Frame FAE2M-EG44OPAN	1597	1676	1755	1912	2069	2228	2385	2542	2858
	44" Semi Closed Polymer Arm End Unit, Guest Back, Silver Metallic Frame FAE2M-EG44SPAS	1720	1810	1899	2080	2259	2437	2616	2795	3156
	44" Semi Closed Polymer Arm End Unit, Guest Back, Brushed Nickel Frame FAE2M-EG44SPAN	1818	1907	1997	2176	2356	2535	2714	2893	3251
	44" Closed Polymer Arm End Unit, Guest Back, Silver Metallic Frame FAE2M-EG44CPAS	1732	1821	1911	2090	2271	2449	2630	2807	3165
	44" Closed Polymer Arm End Unit, Guest Back, Brushed Nickel Frame FAE2M-EG44CPAN	1831	1920	2009	2189	2368	2546	2724	2905	3264

ORDERING NOTES:

Faeron Metal chairs can also be specified with a Wood Arm (WA) or a Solid Surface Arm (SA), replace "PA" in the model number with the **Arm Style** selection below and add the upcharge listed.
See [page 98](#) for color selection.

Arm Style Option Upcharges

\$ List

Solid Surface Arm (each) - Gr A White	287
Solid Surface Arm (each) - Gr A Color	299
Solid Surface Arm (each) - Gr B	321
Solid Surface Arm (each) - Gr C	339
Beech/Palette Wood Arm (each)	108

PRODUCT CODE KEY

Line	Series	Chair Type	Back Type	Size	Arm Type	Arm Style	Metal Finish
FAE	2M	S	G	21	O	PA	S
Faeron	Chair	Start Unit Multiple Seating	Guest		Open Arm	Polymer Arm	Silver Metallic
		C	P	24	S	WA	N
		Center Unit Multiple Seating	Patient		Semi Closed Arm	Wood Arm	Brushed Nickel
		E		30	C	SA	
		End Unit Multiple Seating		44	Closed Arm	Solid Surface Arm	

FAERON METAL | MULTIPLE SEATING - FREESPAN UNITS

DIMENSIONS & COM REQUIREMENTS

UNIT WITH NO CENTER ARM

	Overall Width	Overall Depth	Overall Height	Seat Height	Height of Arms from Floor	Width Between Arms	Seat Depth	Shipping Weight	Cube	COM Seat & Back Yardage	COM Fabric Seat Yardage	COM Fabric Back Yardage	COM Fabric Closed Arm Panel Yardage
PCFG21X2A	46.5	26.3	34.5	19	25.0	43.0	19.5	86	28	3.0	1.5	2.1	0.96
PCFP21X2A	46.5	26.3	45.0	19	25.0	43.0	19.5	96	37	3.8	1.5	3.0	0.96
PCFG21X3A	68.0	26.3	34.5	19	25.0	64.8	19.5	117	40	4.6	2.4	3.5	0.96
PCFP21X3A	68.0	26.3	45.0	19	25.0	64.8	19.5	132	54	5.8	2.4	5.0	0.96
PCFG24X2A	52.5	26.3	34.5	19	25.0	49.0	19.5	93	30	3.0	1.5	2.1	0.96
PCFP24X2A	52.5	26.3	45.0	19	25.0	49.0	19.5	103	42	3.8	1.5	3.0	0.96
PCFG24X3A	77.0	26.3	34.5	19	25.0	73.8	19.5	129	45	4.6	2.4	3.5	0.96
PCFP24X3A	77.0	26.3	45.0	19	25.0	73.8	19.5	144	61	5.8	2.4	5.0	0.96

UNIT WITH CENTER ARM

	Overall Width	Overall Depth	Overall Height	Seat Height	Height of Arms from Floor	Width Between Arms	Seat Depth	Shipping Weight	Cube	COM Seat & Back Yardage	COM Fabric Seat Yardage	COM Fabric Back Yardage
PCFG21X2B	48.3	26.3	34.5	19	25.0	21.5	19.5	95	28	3.0	1.5	2.1
PCFP21X2B	48.3	26.3	45.0	19	25.0	21.5	19.5	105	38	3.8	1.5	3.0
PCFG21X3B	71.5	26.3	34.5	19	25.0	21.5	19.5	135	40	4.6	2.4	3.5
PCFP21X3B	71.5	26.3	45.0	19	25.0	21.5	19.5	150	56	5.8	2.4	5.0
PCFG24X2B	54.3	26.3	34.5	19	25.0	24.5	19.5	102	30	3.0	1.5	2.1
PCFP24X2B	54.3	26.3	45.0	19	25.0	24.5	19.5	112	43	3.8	1.5	3.0
PCFG24X3B	80.5	26.3	34.5	19	25.0	24.5	19.5	147	45	4.6	2.4	3.5
PCFP24X3B	80.5	26.3	45.0	19	25.0	24.5	19.5	162	63	5.8	2.4	5.0

UNIT WITH CENTER ARM (CONTINUED), GUEST AND PATIENT BACKS

Unit With Center Arm (Continued)	COM Fabric Closed Arm Panels (2 Arms)	COM Fabric Closed Arm Panels (3 Arms)	COM Fabric Closed Arm Panels (4 Arms)
PCF21X2B	0.96	1.44	1.92
PCF21X3B	0.96	1.44	1.92
PCF24X2B	0.96	1.44	1.92
PCF24X3B	0.96	1.44	1.92

Note: Some vinyls, leathers & upholsteries are not suitable for application on Faeron Metal seating.

The approval process is as follows:

1. A sample of the COM must be provided to Krug Customer Service prior to or at the time of order.
2. The sample will be reviewed and the customer advised if the fabric is unsuitable.
3. The COM fabric or leather will be inspected when received at the factory, to identify any further concerns with its suitability.

Faeron Option Upcharges

	\$ List		\$ List
CAL 133 & Moisture Barrier (per yard)	64	Solid Surface Arm (pair) - Gr A White	573
Ganging Bracket	58	Solid Surface Arm (pair) - Gr A Color	598
Kinetic Back (not available for Plus)	120	Solid Surface Arm (pair) - Gr B	645
21" & 24" Under-seat Splashguard	58	Solid Surface Arm (pair) - Gr C	678
Removeable Seat Cover (per seat)	90		
Removeable Back Cover (per back)	58	See page 631 for color selection.	
Combination Upholstery - dual fabrics (per chair)	33		
Combination Upholstery - Three fabrics (per chair)	64		
Beech/Palette Wood Arm (per pair)	215		
Non-Marring Glide	16		

Additional features and options information see page 37.

Patient backs are available on multiple units, please change the model number FAE2-PCG to FAE2-PCP, and add the following upcharges per back:

	Grade 1	Grade 2	Grade 3	Grade 4	Grade 5	Grade 6	Grade 7	Grade 8	Grade 9
21" Chairs	63	74	90	114	138	164	189	215	265
24" Chairs	68	81	94	119	144	170	195	220	271

WEIGHT CAPACITIES

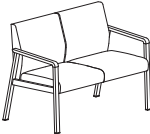
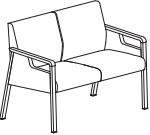
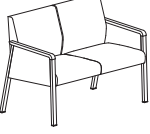
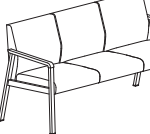
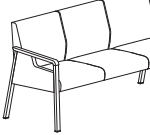

Faeron Metal weight capacities are as follows:

Guest & Patient Chairs (21" & 24") - 500 lbs

FEATURES:

For a complete list of features see **Page 9**. See **page 98** for color selection.

FAERON METAL | MULTIPLE SEATING - FREESPAN UNITS WITHOUT CENTER ARMS

DESCRIPTION/MODEL	COM		COL		FABRIC GRADES			LEATHER	
	1	2	3	4	5	6	7	8	9
	2 Seat - 21" Open Polymer Arm Pre-configured Unit, Guest Backs, Silver Metallic Frame FAE2M-PCFG21X2AOPAS 1684 1769 1856 2030 2205 2378 2552 2724 3073								
	2 Seat - 21" Open Polymer Arm Pre-configured Unit, Guest Backs, Brushed Nickel Frame AE2M-PCFG21X2AOPAN 1877 1964 2051 2222 2397 2570 2745 2920 3267								
	2 Seat - 21" Semi Closed Polymer Arm Pre-configured Unit, Guest Backs, Silver Metallic Frame FAE2M-PCFG21X2ASPAS 2070 2180 2287 2506 2723 2940 3159 3374 3810								
	2 Seat - 21" Semi Closed Polymer Arm Pre-configured Unit, Guest Backs, Brushed Nickel Frame FAE2M-PCFG21X2ASPAN 2264 2373 2482 2699 2917 3135 3352 3567 4003								
	2 Seat - 21" Closed Polymer Arm Pre-configured Unit, Guest Backs, Silver Metallic Frame FAE2M-PCFG21X2ACPAS 2084 2192 2299 2517 2736 2952 3169 3386 3820								
	2 Seat - 21" Closed Polymer Arm Pre-configured Unit, Guest Backs, Brushed Nickel Frame FAE2M-PCFG21X2ACPAN 2277 2385 2493 2713 2928 3145 3364 3581 4014								
	3 Seat - 21" Open Polymer Arm Pre-configured Unit, Guest Backs, Silver Metallic Frame FAE2M-PCFG21X3AOPAS 2312 2441 2570 2832 3093 3355 3614 3876 4397								
	3 Seat - 21" Open Polymer Arm Pre-configured Unit, Guest Backs, Brushed Nickel Frame FAE2M-PCFG21X3AOPAN 2506 2636 2765 3028 3289 3550 3810 4070 4590								
	3 Seat - 21" Semi Closed Polymer Arm Pre-configured Unit, Guest Backs, Silver Metallic Frame FAE2M-PCFG21X3ASPAS 2699 2853 3006 3310 3612 3917 4221 4527 5134								
	3 Seat - 21" Semi Closed Polymer Arm Pre-configured Unit, Guest Backs, Brushed Nickel Frame FAE2M-PCFG21X3ASPAN 2894 3047 3197 3503 3806 4111 4415 4720 5328								
	3 Seat - 21" Closed Polymer Arm Pre-configured Unit, Guest Backs, Silver Metallic Frame FAE2M-PCFG21X3ACPAS 2713 2866 3015 3321 3624 3930 4234 4537 5145								
	3 Seat - 21" Closed Polymer Arm Pre-configured Unit, Guest Backs, Brushed Nickel Frame FAE2M-PCFG21X3ACPAN 2906 3058 3209 3515 3818 4124 4426 4733 5340								

ORDERING NOTES:

Faeron Metal chairs can also be specified with a Wood Arm (WA) or a Solid Surface Arm (SA), replace "PA" in the model number with the **Arm Style** selection below and add the upcharge listed. See [page 98](#) for color selection.

Arm Style Option Upcharges

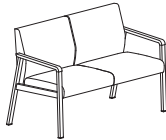
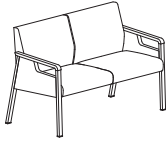

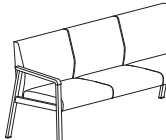
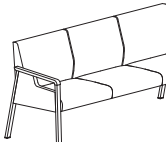
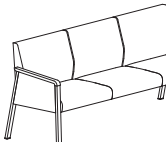
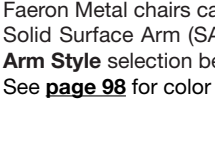
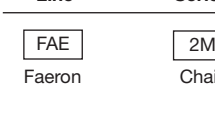

\$ List

Solid Surface Arm (pair) - Gr A White	573
Solid Surface Arm (pair) - Gr A Color	598
Solid Surface Arm (pair) - Gr B	645
Solid Surface Arm (pair) - Gr C	678
Beech/Palette Wood Arm (per pair)	215

PRODUCT CODE KEY

Line	Series	Chair Type	Back Type	Size	Unit Style	Arm Type	Arm Style	Metal Finish
FAE	2M	PCF	G	21X2	A	O	PA	S
Faeron	Chair	Pre-Configured Freelspan Multiple Unit	Guest		Unit with no Center Arm	Open Arm	Polymer Arm	Silver Metallic
			P	21X3	B	S	WA	N
			Patient		Unit with Center Arm	Semi Closed Arm	Wood Arm	Brushed Nickel
				24X2		C	SA	
						Closed Arm	Solid Surface Arm	
				24X3				

FAERON METAL | MULTIPLE SEATING - FREESPAN UNITS WITHOUT CENTER ARMS

DESCRIPTION/MODEL	COM		COL		FABRIC GRADES			LEATHER	
	1	2	3	4	5	6	7	8	9
	2 Seat - 24" Open Polymer Arm Pre-configured Unit, Guest Backs, Silver Metallic Frame FAE2M-PCFG24X2AOPAS								
	1832	1920	2004	2180	2354	2527	2699	2874	3221
	2 Seat - 24" Open Polymer Arm Pre-configured Unit, Guest Backs, Brushed Nickel Frame FAE2M-PCFG24X2AOPAN								
	2026	2112	2197	2373	2546	2720	2894	3068	3415
	2 Seat - 24" Semi Closed Polymer Arm Pre-configured Unit, Guest Backs, Silver Metallic Frame FAE2M-PCFG24X2ASPAS								
	2219	2328	2437	2655	2872	3090	3307	3523	3959
	2 Seat - 24" Semi Closed Polymer Arm Pre-configured Unit, Guest Backs, Brushed Nickel Frame FAE2M-PCFG24X2ASPAN								
	2413	2523	2631	2848	3067	3283	3501	3717	4154
	2 Seat - 24" Closed Polymer Arm Pre-configured Unit, Guest Backs, Silver Metallic Frame FAE2M-PCFG24X2ACPAS								
	2232	2341	2449	2665	2883	3102	3319	3536	3971
	2 Seat - 24" Closed Polymer Arm Pre-configured Unit, Guest Backs, Brushed Nickel Frame FAE2M-PCFG24X2ACPAN								
	2427	2535	2641	2860	3078	3294	3513	3730	4164
	3 Seat - 24" Open Polymer Arm Pre-configured Unit, Guest Backs, Silver Metallic Frame FAE2M-PCFG24X3AOPAS								
	2523	2655	2785	3045	3305	3565	3828	4088	4610
	3 Seat - 24" Open Polymer Arm Pre-configured Unit, Guest Backs, Brushed Nickel Frame FAE2M-PCFG24X3AOPAN								
	2717	2848	2979	3239	3499	3761	4022	4284	4802
	3 Seat - 24" Semi Closed Polymer Arm Pre-configured Unit, Guest Backs, Silver Metallic Frame FAE2M-PCFG24X3ASPAS								
	2912	3066	3217	3520	3825	4130	4435	4737	5346
	3 Seat - 24" Semi Closed Polymer Arm Pre-configured Unit, Guest Backs, Brushed Nickel Frame FAE2M-PCFG24X3ASPAN								
	3105	3259	3410	3714	4020	4322	4628	4931	5539
	3 Seat - 24" Closed Polymer Arm Pre-configured Unit, Guest Backs, Silver Metallic Frame FAE2M-PCFG24X3ACPAS								
	2924	3077	3229	3533	3837	4141	4445	4749	5360
	3 Seat - 24" Closed Polymer Arm Pre-configured Unit, Guest Backs, Brushed Nickel Frame FAE2M-PCFG24X3ACPAN								
	3117	3269	3423	3727	4030	4335	4638	4944	5552

ORDERING NOTES:

Faeron Metal chairs can also be specified with a Wood Arm (WA) or a Solid Surface Arm (SA), replace "PA" in the model number with the **Arm Style** selection below and add the upcharge listed. See **page 98** for color selection.

Arm Style Option Upcharges

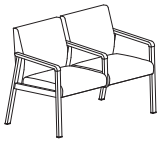
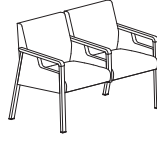
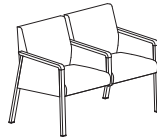
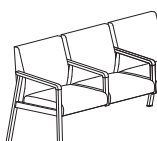
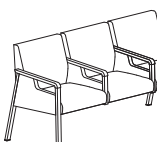
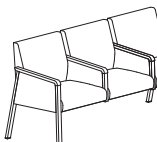
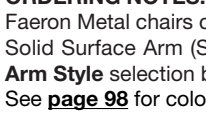
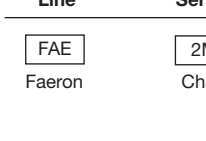

\$ List

Solid Surface Arm (pair) - Gr A White	573
Solid Surface Arm (pair) - Gr A Color	598
Solid Surface Arm (pair) - Gr B	645
Solid Surface Arm (pair) - Gr C	678
Beech/Palette Wood Arm (per pair)	215

PRODUCT CODE KEY

Line	Series	Chair Type	Back Type	Size	Unit Style	Arm Type	Arm Style	Metal Finish
FAE Faeron	2M Chair	PCF Pre-Configured Freestpan Multiple Unit	G Guest P Patient	21X2 21X3 24X2 24X3	A Unit with no Center Arm B Unit with Center Arm	O Open Arm S Semi Closed Arm C Closed Arm	PA Polymer Arm WA Wood Arm SA Solid Surface Arm	S Silver Metallic N Brushed Nickel

FAERON METAL | MULTIPLE SEATING - FREESPAN UNITS WITH CENTER ARMS

DESCRIPTION/MODEL	COM		COL		FABRIC GRADES			LEATHER	
	1	2	3	4	5	6	7	8	9
	2 Seat - 21" Open Polymer Arm Pre-configured Freespan Unit, Guest Backs, Silver Metallic Frame FAE2M-PCFG21X2BOPAS								
	2155	2241	2328	2504	2676	2851	3025	3197	3545
	2 Seat - 21" Open Polymer Arm Pre-configured Freespan Unit, Guest Backs, Brushed Nickel Frame FAE2M-PCFG21X2BOPAN								
	2445	2533	2618	2794	2968	3141	3314	3489	3836
	2 Seat - 21" Semi Closed Polymer Arm Pre-configured Freespan Unit, Guest Backs, Silver Metallic Frame FAE2M-PCFG21X2BSPAS								
	2764	2883	3004	3242	3481	3720	3959	4197	4677
	2 Seat - 21" Semi Closed Polymer Arm Pre-configured Freespan Unit, Guest Backs, Brushed Nickel Frame FAE2M-PCFG21X2BSPAN								
	3055	3173	3293	3533	3772	4011	4248	4487	4967
	2 Seat - 21" Closed Polymer Arm Pre-configured Freespan Unit, Guest Backs, Silver Metallic Frame FAE2M-PCFG21X2BCPAS								
	2788	2907	3028	3266	3505	3743	3982	4221	4698
	2 Seat - 21" Closed Polymer Arm Pre-configured Freespan Unit, Guest Backs, Brushed Nickel Frame FAE2M-PCFG21X2BCPAN								
	3078	3197	3316	3557	3796	4036	4272	4511	4991
	3 Seat - 21" Open Polymer Arm Pre-configured Freespan Unit, Guest Backs, Silver Metallic Frame FAE2M-PCFG21X3BOPAS								
	3066	3195	3326	3586	3847	4108	4369	4631	5152
	3 Seat - 21" Open Polymer Arm Pre-configured Freespan Unit, Guest Backs, Brushed Nickel Frame FAE2M-PCFG21X3BOPAN								
	3453	3583	3713	3975	4236	4496	4756	5017	5538
	3 Seat - 21" Semi Closed Polymer Arm Pre-configured Freespan Unit, Guest Backs, Silver Metallic Frame FAE2M-PCFG21X3BSPAS								
	3893	4067	4242	4589	4937	5285	5632	5979	6674
	3 Seat - 21" Semi Closed Polymer Arm Pre-configured Freespan Unit, Guest Backs, Brushed Nickel Frame FAE2M-PCFG21X3BSPAN								
	4282	4456	4630	4977	5323	5673	6020	6366	7062
	3 Seat - 21" Closed Polymer Arm Pre-configured Freespan Unit, Guest Backs, Silver Metallic Frame FAE2M-PCFG21X3BCPAS								
	3930	4104	4277	4624	4972	5320	5666	6015	6710
	3 Seat - 21" Closed Polymer Arm Pre-configured Freespan Unit, Guest Backs, Brushed Nickel Frame FAE2M-PCFG21X3BCPAN								
	4317	4490	4664	5011	5361	5707	6055	6402	7096

ORDERING NOTES:

Faeron Metal chairs can also be specified with a Wood Arm (WA) or a Solid Surface Arm (SA), replace "PA" in the model number with the **Arm Style** selection below and add the upcharge listed. See [page 98](#) for color selection.

Arm Style Option Upcharges

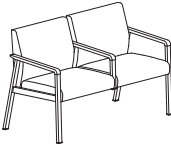
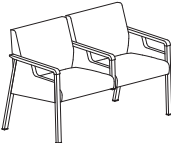
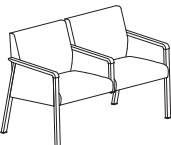
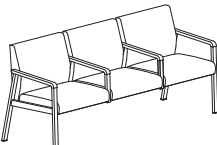
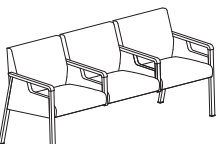
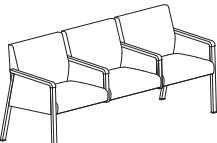
\$ List

Solid Surface Arm (pair) - Gr A White	573
Solid Surface Arm (pair) - Gr A Color	598
Solid Surface Arm (pair) - Gr B	645
Solid Surface Arm (pair) - Gr C	678
Beech/Palette Wood Arm (per pair)	215

PRODUCT CODE KEY

Line	Series	Chair Type	Back Type	Size	Unit Style	Arm Type	Arm Style	Metal Finish
FAE	2M	PCF	G	21X2	A	O	PA	S
Faeron	Chair	Pre-Configured Freespan Multiple Unit	Guest		Unit with no Center Arm	Open Arm	Polymer Arm	Silver Metallic
			P	21X3	B	S	WA	N
			Patient		Unit with Center Arm	Semi Closed Arm	Wood Arm	Brushed Nickel
				24X2		C	SA	
						Closed Arm	Solid Surface Arm	
				24X3				

FAERON METAL | MULTIPLE SEATING - FREESPAN UNITS WITH CENTER ARMS

DESCRIPTION/MODEL	COM		COL		FABRIC GRADES		LEATHER		9
	1	2	3	4	5	6	7	8	
	2 Seat - 24" Open Polymer Arm Pre-configured Freespan Unit, Guest Backs, Silver Metallic Frame								
	FAE2M-PCFG24X2BOPAS	2304	2391	2479	2654	2827	2999	3172	3346
	2 Seat - 24" Open Polymer Arm Pre-configured Freespan Unit, Guest Backs, Brushed Nickel Frame								
	FAE2M-PCFG24X2BOPAN	2594	2682	2769	2943	3116	3291	3463	3638
	2 Seat - 24" Semi Closed Polymer Arm Pre-configured Freespan Unit, Guest Backs, Silver Metallic Frame								
	FAE2M-PCFG24X2BSPAS	2912	3032	3153	3392	3631	3870	4108	4348
	2 Seat - 24" Semi Closed Polymer Arm Pre-configured Freespan Unit, Guest Backs, Brushed Nickel Frame								
	FAE2M-PCFG24X2BSPAN	3205	3323	3444	3683	3920	4160	4398	4637
	2 Seat - 24" Closed Polymer Arm Pre-configured Freespan Unit, Guest Backs, Silver Metallic Frame								
	FAE2M-PCFG24X2BCPAS	2936	3056	3175	3415	3655	3893	4131	4371
	2 Seat - 24" Closed Polymer Arm Pre-configured Freespan Unit, Guest Backs, Brushed Nickel Frame								
	FAE2M-PCFG24X2BCPAN	3227	3346	3468	3707	3944	4184	4422	4662
	3 Seat - 24" Open Polymer Arm Pre-configured Freespan Unit, Guest Backs, Silver Metallic Frame								
	FAE2M-PCFG24X3BOPAS	3278	3408	3538	3798	4059	4319	4581	4841
	3 Seat - 24" Open Polymer Arm Pre-configured Freespan Unit, Guest Backs, Brushed Nickel Frame								
	FAE2M-PCFG24X3BOPAN	3665	3795	3927	4186	4446	4709	4968	5230
	3 Seat - 24" Semi Closed Polymer Arm Pre-configured Freespan Unit, Guest Backs, Silver Metallic Frame								
	FAE2M-PCFG24X3BSPAS	4107	4281	4455	4801	5149	5497	5844	6191
	3 Seat - 24" Semi Closed Polymer Arm Pre-configured Freespan Unit, Guest Backs, Brushed Nickel Frame								
	FAE2M-PCFG24X3BSPAN	4495	4667	4841	5189	5536	5885	6232	6580
	3 Seat - 24" Closed Polymer Arm Pre-configured Freespan Unit, Guest Backs, Silver Metallic Frame								
	FAE2M-PCFG24X3BCPAS	4141	4316	4488	4838	5184	5532	5880	6228
	3 Seat - 24" Closed Polymer Arm Pre-configured Freespan Unit, Guest Backs, Brushed Nickel Frame								
	FAE2M-PCFG24X3BCPAN	4530	4705	4877	5223	5571	5919	6268	6615

ORDERING NOTES:

Faeron Metal chairs can also be specified with a Wood Arm (WA) or a Solid Surface Arm (SA), replace "PA" in the model number with the **Arm Style** selection below and add the upcharge listed. See [page 98](#) for color selection.

Arm Style Option Upcharges

\$ List

Solid Surface Arm (pair) - Gr A White	573
Solid Surface Arm (pair) - Gr A Color	598
Solid Surface Arm (pair) - Gr B	645
Solid Surface Arm (pair) - Gr C	678
Beech/Palette Wood Arm (per pair)	215

PRODUCT CODE KEY

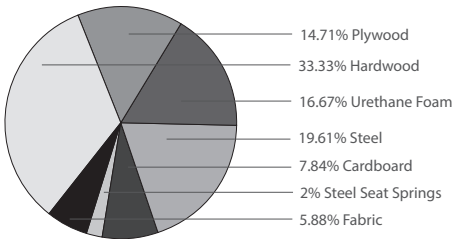
Line	Series	Chair Type	Back Type	Size	Unit Style	Arm Type	Arm Style	Metal Finish
FAE	2M	PCF	G	21X2	A	O	PA	S
Faeron	Chair	Pre-Configured Freespan Multiple Unit	Guest		Unit with no Center Arm	Open Arm	Polymer Arm	Silver Metallic
			P	21X3	B	S	WA	N
			Patient		Unit with Center Arm	Semi Closed Arm	Wood Arm	Brushed Nickel
				24X2		C	SA	
						Closed Arm	Solid Surface Arm	
				24X3				

FAERON WOOD | ENVIRONMENTAL SUMMARY

LEED CI CREDITS



MATERIAL CONTENT:



PRE-CONSUMER
RECYCLED CONTENT = 5.39%

POST-CONSUMER
RECYCLED CONTENT = 11.76%

Up to 27.45% of this Faeron product is
recyclable at the end of its useful life.

CONTRIBUTES TO

CREDIT 2.1 - 2.2	Construction Waste Management	1-2 point(s)
CREDIT 3.3	Resource Reuse	1 point
CREDIT 4.1	Recycled Content	1 point
CREDIT 4.5	Low Emitting Materials, Systems & Seating	1 point
CREDIT 5.1	Regional Materials*	1 point
CREDIT 7	Certified Wood (MUST BE REQUESTED)	1 point(s)

*This credit is only applicable if in total 20% of the combined value of the procurement of construction materials and in the furniture are manufactured within a radius of 500 miles. This credit will apply if the installation of the finished product occurs within 500 miles of Kitchener, Ontario.

level® CERTIFICATION, AIR EMISSIONS AND FSC® CERTIFICATION



level® CERTIFICATION

BIFMA's e3 Furniture Sustainability Standard is a voluntary, multi-attribute standard that measures the degree of sustainability of furniture. This standard evaluates product and company environmental attributes and compliance systems in a wide range of elements which include Materials, Energy & Atmosphere, Human & Ecosystem Health and Social Responsibility. Faeron products have earned level®, BIFMA's sustainability certification program for furniture, certification through third-party verification against the e3 standard.

AIR-EMISSIONS

All Faeron products are supplied with air-emissions certified. Contact customer service for information.



FSC®

In 2005, Krug received Forest Stewardship Council® (FSC®) Chain-of-Custody certification for our manufacturing facilities. The FSC® Chain-of-Custody tracks certified wood from seedling to final sale. It verifies that the material for our FSC® certified products only come from well-managed, FSC®-certified forests and other controlled sources. FSC® is dedicated to the promotion of responsible forest management worldwide helping to take care of forests for future generations. Faeron and other Krug products can be specified with FSC® Certification. Contact customer service for further information, pricing and lead times.



Architects, designers, and building professionals can specify FSC®-certified products in order to achieve a point from the U.S. Green Building Council's Leadership in Energy and Environmental Design (LEED) Rating System.

FAERON WOOD | EASY ACCESS CHAIR

DIMENSIONS

	Overall Width	Overall Depth	Overall Height	Seat Height	Height of Arms from Floor	Footrest Height	Width Between Arms	Seat Depth	Shipping Weight	Cubes
21" Guest	25.0	29.75	40.0	25	30.5	6.75	21	19.5	51	21
24" Guest	28.0	29.75	40.0	25	30.5	6.75	24	19.5	55	26
21" Patient	25.0	29.75	50.5	25	30.5	6.75	21	19.5	56	26
24" Patient	28.0	29.75	50.5	25	30.5	6.75	24	19.5	61	30

COM YARDAGES

	COM Yardage Seat Only	COM Yardage Back Only	COM Yardage Seat & Back
21" & 24" Guest - One Chair	0.9	1.4	1.6
21" & 24" Patient - One Chair	0.9	2.0	2.0

ORDERING NOTES:

COMBINATION UPHOLSTERY OPTION

When combination upholstery is specified with fabric of the same grade or COM, an upcharge for dual fabrics is **\$33 list** per unit and **\$64 list** per unit for three fabrics will be applied. When graded in combination upholstery is selected, use the highest grade upholstery selected or to obtain a quote for blended grading contact Customer Service (please provide the fabrics specified and location of where each fabric is to be applied on the product).

Faeron Option Upcharges	\$ List	\$ List
CAL 133 & Moisture Barrier (per yard)	64	Solid Surface Arm Cap (per pair) - Gr A White 364
Ganging Bracket	58	Solid Surface Arm Cap (per pair) - Gr A Color 376
Kinetic Back (not available for 30" & 44")	120	Solid Surface Arm Cap (per pair) - Gr B 396
21" & 24" Under-seat Splashguard	58	Solid Surface Arm Cap (per pair) - Gr C 410
Removeable Seat Cover (per seat)	90	Solid Surface Arm (per pair) - Gr A White 573
Removable Back Cover (per back)(per back)	58	Solid Surface Arm (per pair) - Gr A Color 598
Urethane Arm Cap (per pair)	138	Solid Surface Arm (per pair) - Gr B 645
Combination upholstery - Dual	33	Solid Surface Arm (per pair) - Gr C 678
Combination upholstery - Three	64	See page 631 for color selection.

See page 31 for Features and Options information.

Patient backs are available on Easy Access units, please change the model number FAE-HG to FAE2-HP, and add the following upcharges per back:

	Grade 1	Grade 2	Grade 3	Grade 4	Grade 5	Grade 6	Grade 7	Grade 8	Grade 9
21" Chairs	63	74	90	114	138	164	189	215	265
24" Chairs	68	81	94	119	144	170	195	220	271







WEIGHT CAPACITIES

Faeron weight capacities are as follows:
Easy Access Chairs (21" & 24") - 500 lbs

FEATURES:

For a complete list of features see **Page 9**.

FAERON WOOD | EASY ACCESS CHAIR

DESCRIPTION/MODEL	Species	COM		COL	FABRIC GRADES				LEATHER	
		1	2	3	4	5	6	7	8	9
 21" Guest, Open Arm FAE2-HG21ONC	Beech Palette	1524	1568	1614	1705	1796	1887	1980	2070	2253
 21" Guest, Semi Closed Arm FAE2-HG21SNC	Beech Palette	1932	2001	2066	2206	2342	2479	2615	2753	3027
 21" Guest, Closed Arm FAE2-HG21CNC	Beech Palette	1944	2012	2081	2218	2355	2491	2630	2765	3038
 24" Guest, Open Arm FAE2-HG24ONC	Beech Palette	1601	1645	1691	1781	1872	1966	2058	2147	2329
 24" Guest, Semi Closed Arm FAE2-HG24SNC	Beech Palette	2009	2079	2145	2282	2419	2555	2694	2830	3103
 24" Guest, Closed Arm FAE2-HG24CNC	Beech Palette	2020	2089	2158	2296	2432	2568	2707	2844	3115

ORDERING NOTES: Faeron chairs can be specified with Urethane Arm Caps (UC), Solid Surface Arm Caps (SC) or Solid Surface Arm (SA), replace “NC” in the model number with the **Arm Style** selection below and add the upcharge listed on **Page 52**. See **page 98** for color selection.

	DESCRIPTION/MODEL	Price
	Metal Footrest Cap FAE2-RHFR	
		80

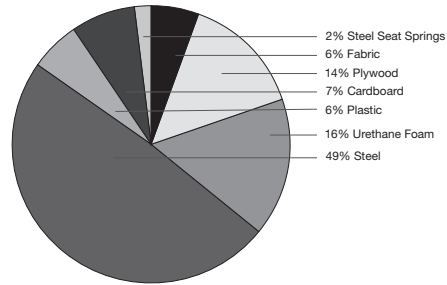
PRODUCT CODE KEY

Line	Series	Chair Type	Size	Arm Type	Arm Cap
<div>FAE</div> Faeron	<div>2</div> Chair	<div>HG</div> Easy Access Guest Chair	<div>21</div>	<div>O</div> Open Arm	<div>NC</div> No Cap
		<div>HP</div> Easy Access Patient Chair	<div>24</div>	<div>S</div> Semi Closed Arm	<div>UC</div> Urethane Cap
				<div>C</div> Closed Arm	<div>SC</div> Solid Surface Cap
					<div>SA</div> Solid Surface Arm

LEED CI CREDITS



MATERIAL CONTENT:



PRE-CONSUMER
RECYCLED CONTENT = 12.74%

POST-CONSUMER
RECYCLED CONTENT = 17.81%

Up to 56.6% of this Faeron Metal product is recyclable at the end of its useful life.

CONTRIBUTES TO

CREDIT 2.1 - 2.2	Construction Waste Management	1-2 point(s)
CREDIT 3.3	Resource Reuse	1 point
CREDIT 4.1	Recycled Content	1 point
CREDIT 4.2	Recycled Content	1 point
CREDIT 4.5	Low Emitting Materials, Systems & Seating	1 point
CREDIT 5.1	Regional Materials*	1 point
CREDIT 7	Certified Wood (MUST BE REQUESTED)	1 point(s)

*This credit is only applicable if in total 20% of the combined value of the procurement of construction materials and in the furniture are manufactured within a radius of 500 miles. This credit will apply if the installation of the finished product occurs within 500 miles of Kitchener, Ontario.

level® CERTIFICATION, AIR EMISSIONS AND FSC® CERTIFICATION



level® CERTIFICATION

BIFMA's e3 Furniture Sustainability Standard is a voluntary, multi-attribute standard that measures the degree of sustainability of furniture. This standard evaluates product and company environmental attributes and compliance systems in a wide range of elements which include Materials, Energy & Atmosphere, Human & Ecosystem Health and Social Responsibility. Faeron products have earned level®, BIFMA's sustainability certification program for furniture, certification through third-party verification against the e3 standard.

AIR-EMISSIONS

All Faeron products are supplied with air-emissions certified. Contact customer service for information.



FSC®

In 2005, Krug received Forest Stewardship Council® (FSC®) Chain-of-Custody certification for our manufacturing facilities. The FSC® Chain-of-Custody tracks certified wood from seedling to final sale. It verifies that the material for our FSC® certified products only come from well-managed, FSC®-certified forests and other controlled sources. FSC® is dedicated to the promotion of responsible forest management worldwide helping to take care of forests for future generations. Faeron and other Krug products can be specified with FSC® Certification. Contact customer service for further information, pricing and lead times.



Architects, designers, and building professionals can specify FSC®-certified products in order to achieve a point from the US. Green Building Council's Leadership in Energy and Environmental Design (LEED) Rating System.

FAERON METAL | EASY ACCESS CHAIR

DIMENSIONS

	Overall Width	Overall Depth	Overall Height	Seat Height	Height of Arms from Floor	Footrest Height	Width Between Arms	Seat Depth	Shipping Weight	Cubes
21" Guest	25.0	29.75	40.0	25.0	30.5	6.75	21	19.5	70	21
24" Guest	28.0	29.75	40.0	25.0	30.5	6.75	24	19.5	74	26
21" Patient	25.0	29.75	50.5	25.0	30.5	6.75	21	19.5	75	26
24" Patient	28.0	29.75	50.5	25.0	30.5	6.75	24	19.5	80	30

COM YARDAGES

	COM Yardage Seat Only	COM Yardage Back Only	COM Yardage Seat & Back	COM Yardage Closed Arm
21" & 24" Guest - One Chair	0.9	1.4	1.6	0.96
21" & 24" Patient - One Chair	0.9	2.0	2.0	0.96

ORDERING NOTES:

A drawing showing the configuration of the multiple seating and tables is required with each purchase order.

COMBINATION UPHOLSTERY OPTION

When combination upholstery is specified with fabric of the same grade or COM, an upcharge for dual fabrics is **\$33 list** per unit and **\$64 list** per unit for three fabrics will be applied. When graded in combination upholstery is selected, use the highest grade upholstery selected or to obtain a quote for blended grading contact Customer Service (please provide the fabrics specified and location of where each fabric is to be applied on the product).

Faeron Metal Option Upcharges	\$ List		\$ List
CAL 133 & Moisture Barrier (per yard)	64	Solid Surface Arm (per pair) - Gr A White	573
Ganging Bracket	58	Solid Surface Arm (per pair) - Gr A Color	598
Kinetic Back (not available for Plus)	120	Solid Surface Arm (per pair) - Gr B	645
21" & 24" Under-seat Splashguard	58	Solid Surface Arm (per pair) - Gr C	678
Removeable Seat Cover	90	Beech/Palette Wood Arm (per pair)	215
Removable Back Cover	58	See page 98 for color selection.	
Non-Marring Glides	16		
Combination upholstery - Dual	33		
Combination upholstery - Three	64		

See page 37 for Features and Options information.

Patient backs are available on Easy Access chairs, please change the model number FAE2M-HG to FAE2M-HP and add the following upcharges per back:

	Grade 1	Grade 2	Grade 3	Grade 4	Grade 5	Grade 6	Grade 7	Grade 8	Grade 9
21" Chairs	63	74	90	114	138	164	189	215	265
24" Chairs	68	81	94	119	144	170	195	220	271







WEIGHT CAPACITIES

Faeron Metal weight capacities are as follows:
Guest & Patient Chairs (21" & 24") - 500 lbs

FEATURES:

For a complete list of features see **Page 9**.

FAERON METAL | EASY ACCESS CHAIR

DESCRIPTION/MODEL		COM 1	2	COL 3	4	FABRIC GRADES 5		6	7	LEATHER 8		9
	21" Open Polymer Arm, Silver Metallic Frame FAE2M-HG21OPAS	1518	1562	1604	1690	1777	1863	1951	2037	2210		
	21" Open Polymer Arm, Brushed Nickel Frame FAE2M-HG21OPAN	2011	2055	2096	2184	2269	2357	2443	2530	2701		
	21" Semi Closed Polymer Arm, Silver Metallic Frame FAE2M-HG21SPAS	1907	1971	2037	2167	2297	2428	2557	2686	2947		
	21" Semi Closed Polymer Arm, Brushed Nickel Frame FAE2M-HG21SPAN	2399	2463	2530	2659	2789	2920	3049	3180	3439		
	21" Closed Polymer Arm, Silver Metallic Frame FAE2M-HG21CPAS	1920	1984	2048	2178	2308	2438	2568	2698	2958		
	21" Closed Polymer Arm, Brushed Nickel Frame FAE2M-HG21CPAN	2411	2476	2541	2671	2802	2932	3060	3190	3452		
	24" Open Polymer Arm, Silver Metallic Frame FAE2M-HG24OPAS	1545	1589	1634	1719	1806	1893	1980	2064	2239		
	24" Open Polymer Arm, Brushed Nickel Frame FAE2M-HG24OPAN	2051	2092	2136	2222	2310	2396	2482	2568	2742		
	24" Semi Closed Polymer Arm, Silver Metallic Frame FAE2M-HG24SPAS	1935	2001	2064	2194	2324	2455	2585	2715	2973		
	24" Semi Closed Polymer Arm, Brushed Nickel Frame FAE2M-HG24SPAN	2438	2504	2568	2698	2829	2958	3089	3219	3478		
	24" Closed Polymer Arm, Silver Metallic Frame FAE2M-HG24CPAS	1946	2012	2077	2208	2337	2465	2595	2726	2986		
	24" Closed Polymer Arm, Brushed Nickel Frame FAE2M-HG24CPAN	2451	2515	2581	2712	2840	2970	3101	3231	3490		

ORDERING NOTES:

Faeron Metal chairs can also be specified with a Wood Arm (WA) or a Solid Surface Arm (SA), replace "PA" in the model number with the **Arm Style** selection below and add the upcharge listed. See [page 98](#) for color selection.

Arm Style Option Upcharges

\$ List

Solid Surface Arm (per pair) - Gr A White	573
Solid Surface Arm (per pair) - Gr A Color	598
Solid Surface Arm (per pair) - Gr B	645
Solid Surface Arm (per pair) - Gr C	678
Beech/Palette Wood Arm (per pair)	215

PRODUCT CODE KEY

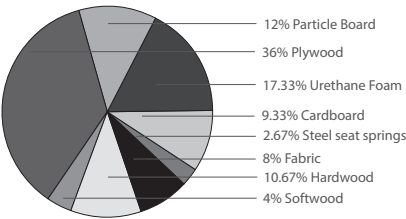
Line	Series	Chair Type	Size	Arm Type	Arm Style	Metal Finish
<div>FAE</div> Faeron	<div>2M</div> Chair	<div>HG</div> Easy Access Guest Chair	<div>21</div>	<div>O</div> Open Arm	<div>PA</div> Polymer Arm	<div>S</div> Silver Metallic
		<div>HP</div> Easy Access Patient Chair	<div>24</div>	<div>S</div> Semi Closed Arm	<div>WA</div> Wood Arm	<div>N</div> Brushed Nickel
				<div>C</div> Closed Arm	<div>SA</div> Solid Surface Arm	

FAERON WOOD LOUNGE | ENVIRONMENTAL SUMMARY

LEED CI CREDITS



MATERIAL CONTENT:



PRE-CONSUMER
RECYCLED CONTENT = 12.67%

POST-CONSUMER
RECYCLED CONTENT = 9.40%

Up to 18.93% of this Faeron product is recyclable at the end of its useful life.

CONTRIBUTES TO		
CREDIT 2.1 - 2.2	Construction Waste Management	1-2 point(s)
CREDIT 3.3	Resource Reuse	1 point
CREDIT 4.1	Recycled Content	1 point
CREDIT 4.5	Low Emitting Materials, Systems & Seating	1 point
CREDIT 5.1	Regional Materials*	1 point
CREDIT 7	Certified Wood (MUST BE REQUESTED)	1 point(s)

*This credit is only applicable if in total 20% of the combined value of the procurement of construction materials and in the furniture are manufactured within a radius of 500 miles. This credit will apply if the installation of the finished product occurs within 500 miles of Kitchener, Ontario.

level® CERTIFICATION, AIR EMISSIONS AND FSC® CERTIFICATION



level® CERTIFICATION

BIFMA's e3 Furniture Sustainability Standard is a voluntary, multi-attribute standard that measures the degree of sustainability of furniture. This standard evaluates product and company environmental attributes and compliance systems in a wide range of elements which include Materials, Energy & Atmosphere, Human & Ecosystem Health and Social Responsibility. Faeron products have earned level®, BIFMA's sustainability certification program for furniture, certification through third-party verification against the e3 standard.

AIR-EMISSIONS

All Faeron products are supplied with air-emissions certified. Contact customer service for information.



FSC®

In 2005, Krug received Forest Stewardship Council® (FSC®) Chain-of-Custody certification for our manufacturing facilities. The FSC® Chain-of-Custody tracks certified wood from seedling to final sale. It verifies that the material for our FSC® certified products only come from well-managed, FSC®-certified forests and other controlled sources. FSC® is dedicated to the promotion of responsible forest management worldwide helping to take care of forests for future generations. Faeron and other Krug products can be specified with FSC® Certification. Contact customer service for further information, pricing and lead times.



Architects, designers, and building professionals can specify FSC®-certified products in order to achieve a point from the U.S. Green Building Council's Leadership in Energy and Environmental Design (LEED) Rating System.

FAERON WOOD LOUNGE | DIMENSIONS & COM

DIMENSIONS & COM REQUIREMENTS

	Overall Width	Overall Depth	Overall Height	Seat Height	Height of Arms from Floor	Width Between Arms	Seat Depth	Shipping Weight	Cube	COM Yardage Entire Unit	COM Yardage Seat Only	COM Yardage Back Only	COM Yardage Arm Only
One-Seat - wood arm													
lounge	27	28.5	31.5	17.8	24	23	21	55	20	4.2	1.3	1.7	1.2
high back	27	28.5	41.5	17.8	24	23	21	59	24	4.8	1.3	2.3	1.2
One-Seat - armless													
lounge	23	28.5	31.5	17.8	-	-	21	52	20	3	1.3	1.7	-
high back	23	28.5	41.5	17.8	-	-	21	55	24	3.6	1.3	2.3	-
One-Seat - upholstered arm													
lounge	28	28.5	31.5	17.8	24	23	21	75	20	5.9	1.3	1.7	2.9
high back	28	28.5	41.5	17.8	24	23	21	79	24	6.5	1.3	2.3	2.9
wingback	32	28.5	42.5	17.8	24	23	21	84	27	7.5	1.3	3.3	2.9
One-Seat wide - wood arm													
lounge	34	28.5	31.5	17.8	24	30	21	64	23	4.4	1.5	1.7	1.2
high back	34	28.5	41.5	17.8	24	30	21	68	27	5	1.5	2.3	1.2
One-Seat wide - armless													
lounge	30	28.5	31.5	17.8	-	-	21	61	23	3.2	1.5	1.7	-
high back	30	28.5	41.5	17.8	-	-	21	65	27	3.8	1.5	2.3	-
One-Seat wide - upholstered arm													
lounge	35	28.5	31.5	17.8	24	30	21	84	23	6.1	1.5	1.7	2.9
high back	35	28.5	41.5	17.8	24	30	21	88	27	6.7	1.5	2.3	2.9
wingback	39	28.5	42.5	17.8	24	30	21	93	30	7.5	1.3	3.3	2.9
Two-seat - wood arm													
lounge	50	28.5	31.5	17.8	24	46	21	88	36	5.5	1.7	2.6	1.2
high back	50	28.5	41.5	17.8	24	46	21	95	43	6.4	1.7	3.5	1.2
Two-seat - armless													
lounge	46	28.5	31.5	17.8	-	-	21	87	36	4.3	1.7	2.6	-
high back	46	28.5	41.5	17.8	-	-	21	94	43	5.2	1.7	3.5	-
Two-seat - upholstered arm													
lounge	51	28.5	31.5	17.8	24	46	21	108	36	7.2	1.7	2.6	2.9
high back	51	28.5	41.5	17.8	24	46	21	115	43	8.1	1.7	3.5	2.9
wingback	55	28.5	42.5	17.8	24	46	21	120	46	9.1	1.7	4.5	2.9
Three-seat - wood arm													
lounge	73	28.5	31.5	17.8	24	69	21	120	52	7.1	2.5	3.4	1.2
high back	73	28.5	41.5	17.8	24	69	21	130	61	8.4	2.5	4.7	1.2
Three-seat - armless													
lounge	69	28.5	31.5	17.8	-	-	21	122	52	5.9	2.5	3.4	-
high back	69	28.5	41.5	17.8	-	-	21	132	61	7.2	2.5	4.7	-
Three-seat - upholstered arm													
lounge	74	28.5	31.5	17.8	24	69	21	140	52	8.8	2.5	3.4	2.9
high back	74	28.5	41.5	17.8	24	69	21	150	61	10.1	2.5	4.7	2.9
wingback	78	28.5	42.5	17.8	24	69	21	155	64	10.3	1.7	5.7	2.9

ORDERING NOTES:

CONTRASTING BACKS, SEATS & CLOSED ARMS

Combination upholstery (more than one upholstery cover within the same unit) is an option on all Faeron upholstered products. When combination upholstery is with upholstery of the same grade or COM, an upcharge for dual fabrics is **\$33 list** per unit and **\$64 list** per unit for three fabrics. When graded in combination upholstery is selected, use the highest grade upholstery selected or contact Customer Service for a quote -please provide the fabrics specified and a description of where each fabric is to be applied on the product in order to obtain a quote. Note: Some vinyls, leathers & upholsteries are not suitable for application on Faeron seating. Please refer to page 628 for C.O.M approval process.

WEIGHT CAPACITIES

Faeron weight capacities are as follows:

- One -Seat - 500 lbs
- One -Seat - Plus - 750 lbs
- One-Seat Wide - 500 lbs
- One-Seat Wide Plus - 750 lbs
- Two- Seat - 625 lbs
- Two- Seat Plus- 975 lbs
- Three - Seat - 850 lbs
- Three - Seat Plus- 1200 lbs

Faeron Option Upcharges	\$ List		\$ List
CAL 133 & Moisture Barrier (per yard)	64	Solid Surface Arm Cap (per pair) - Gr A White	384
One-Seat Removable Back Covers	152	Solid Surface Arm Cap (per pair) - Gr A Color	397
One-Seat Wide Removable Back Covers	228	Solid Surface Arm Cap (per pair) - Gr B	422
Two-Seat Removable Back Covers	302	Solid Surface Arm Cap (per pair) - Gr C	435
Three-Seat Removable Back Covers	453	Solid Surface Arm (per pair) - Gr A White	677
One-Seat Removable Seat Covers	152	Solid Surface Arm (per pair) - Gr A Color	708
One-Seat Wide Removable Seat Covers	228	Solid Surface Arm (per pair) - Gr B	768
Two-Seat Removable Seat Covers	302	Solid Surface Arm (per pair) - Gr C	810
Three-Seat Removable Seat Covers	453	Urethane Arm Cap (per pair)	152
		Upholstered Lounge Wood Arm Cap (per pair)	193

FAERON WOOD | LOUNGE FEATURES & OPTIONS



WOOD ARM

Faeron Wood Arm Lounge chairs are available with optional Arm Caps in Urethane and Solid Surface. As well as a Solid Surface Arm.



ARMLESS

Faeron Armless Lounge seating can be specified with a full wood base providing an enhanced base profile.



UPHOLSTERED ARM

Faeron Upholstered arm lounge chairs are available with optional arm caps in Wood, Solid Surface and Urethane (Wingback lounge is not available with Urethane cap).




ARM PANEL

Arm Panels are available on Faeron Wood Arm Lounge seating in semi and fully closed styles for optimum design flexibility.



BEECH WOOD LEGS

Faeron Lounge legs and bases are solid Beech available in 22 finish selections and feature non-marring glides.



METAL LEGS

Faeron Upholstered Arm models are also available with Metal Legs; Silver Metallic or Brushed Nickel finish.



LOUNGE WALL SAVER

Faeron Lounge models include a wall saver feature in which the angle of the back and the rear legs are designed to keep the back away from the wall, to prevent wear and damage to both the chair and the wall. Not included for Faeron High Back Lounge or Faeron Wingback Lounge due to back height.



CLEAN OUT

All Faeron Lounge seating has a built-in clean out feature: a space at the back of the seat that allows dirt, debris and liquid to fall to the floor for easy clean up and maintenance - designed so that it does not detract from the comfort or appearance of the product.



OPTIONS

URETHANE ARM CAP

The optional Urethane Arm Cap is available on Wood Arm Lounge and Upholstered Arm Lounge and provides enhanced durability and protection for the arms. This is field replaceable if this becomes damaged or degraded and is available in three colors; Black, Grey and Taupe.



WOOD ARM CAP

The optional Solid Beech Arm Cap is available on Upholstered Arm and Wingback Lounge. This is field replaceable if this becomes damaged or degraded.



SOLID SURFACE ARM CAP

The optional Solid Surface Arm Cap is available on Wood Arm Lounge and Upholstered Arm Lounge and provides enhanced durability, protection and cleanability for the arms. This is field replaceable if this becomes damaged or degraded and is available in 8 standard colors.



SOLID SURFACE ARM

The optional Solid Surface Arm is available on Wood Arm Lounge and provides a fully seamless armrest for enhanced durability, protection and cleanability. It is available in 8 standard colors and replaceable as a full side frame if it becomes damaged or degraded.



COMBINATION UPHOLSTERY OPTION

When combination upholstery is specified with fabric of the same grade or COM, an upcharge for dual fabrics is **\$33 list** per unit and **\$64 list** per unit for three fabrics will be applied. When graded in combination upholstery is selected, use the highest grade upholstery selected or to obtain a quote for blended grading contact Customer Service (please provide the fabrics specified and location of where each fabric is to be applied on the product).

MOISTURE BARRIER & CAL 133








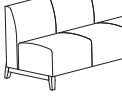

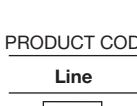



California Technical Bulletin 133 is a flammability test for seating. Krug offers a compliance method, in combination with non-flammable upholstery covers, that may enable products to meet certification requirements for this test. This process at the same time also provides the products with a Moisture Barrier - a treatment that helps to prevent the passage of liquids and moisture to inside of the upholstered components - thereby conferring sanitary and anti-infection benefits. So when CAL133 is specified, the product also automatically has a Moisture Barrier, and when a Moisture Barrier is specified, the product also features the compliance method and low flammability features of CAL 133. The application of this up-charge and the compliance method does not mean that the specific configuration of product and upholstery cover are tested and officially certified as being CAL133 compliant. If the official certification is required, Krug will provide this (through an independent certified testing laboratory) at a charge of \$917 per item, plus the cost of the product to be tested. Lead time for certification testing is typically 4-8 weeks.

REMOVABLE AND REPLACEABLE COVERS

Faeron Lounge Chairs are available with a Removable Seat & Back Covers. See **page 58** for upcharges.

Faeron Lounge Images | www.krug.ca





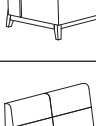
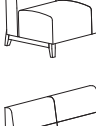


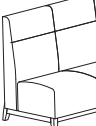
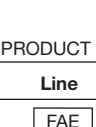



FAERON WOOD | ARMLESS LOUNGE

DESCRIPTION/MODEL	Species	COM 1	2	COL 3	4	FABRIC GRADES		5	6	7	LEATHER 8	9
	One-Seat, Armless Lounge, Standard Base											
	FAE3-AL1S Beech	1819	1890	1962	2105	2247	2388	2532	2673	2959		
	One-Seat Plus, Armless Lounge, Standard Base											
	FAE3-ALB1S Beech	1886	1959	2030	2172	2315	2459	2601	2743	3029		
	One-Seat, Armless Lounge, Full Wood Base											
	FAE3-AL1F Beech	1982	2055	2124	2268	2410	2553	2695	2838	3122		
	One-Seat Plus, Armless Lounge, Full Wood Base											
	FAE3-ALB1F Beech	2051	2121	2193	2334	2479	2620	2764	2906	3190		
	One-Seat Wide, Armless Lounge, Standard Base											
	FAE3-AL1+S Beech	2056	2154	2250	2444	2638	2831	3027	3220	3607		
	One-Seat Wide Plus, Armless Lounge, Standard Base											
	FAE3-ALB1+S Beech	2131	2227	2324	2517	2713	2906	3099	3293	3682		
	One-Seat Wide, Armless Lounge, Full Wood Base											
	FAE3-AL1+F Beech	2266	2362	2460	2655	2848	3040	3236	3430	3817		
	One-Seat Wide Plus, Armless Lounge, Full Wood Base											
	FAE3-ALB1+F Beech	2340	2436	2533	2726	2921	3115	3308	3503	3891		
	Two-Seat, Armless Lounge, Standard Base											
	FAE3-AL2S Beech	2579	2684	2791	3006	3219	3432	3647	3862	4289		
	Two-Seat Plus, Armless Lounge, Standard Base											
	FAE3-ALB2S Beech	2682	2789	2896	3111	3323	3537	3752	3963	4394		
	Two-Seat, Armless Lounge, Full Wood Base											
	FAE3-AL2F Beech	2873	2980	3087	3299	3514	3728	3941	4156	4584		
	Two-Seat Plus, Armless Lounge, Full Wood Base											
	FAE3-ALB2F Beech	2977	3083	3189	3405	3619	3831	4045	4260	4689		
	Three-Seat, Armless Lounge, Standard Base											
	FAE3-AL3S Beech	3415	3587	3759	4102	4443	4785	5128	5470	6155		
	Three-Seat Plus, Armless Lounge, Standard Base											
	FAE3-ALB3S Beech	3591	3762	3933	4277	4617	4959	5302	5644	6330		
	Three-Seat, Armless Lounge, Full Wood Base											
	FAE3-AL3F Beech	3804	3977	4146	4487	4833	5173	5516	5857	6542		
	Three-Seat Plus, Armless Lounge, Full Wood Base											
	FAE3-ALB3F Beech	3980	4152	4321	4664	5006	5347	5691	6032	6716		

PRODUCT CODE KEY

Line	Series	Chair Type	Size		Base
FAE	3-A	L	1	B1	S
Faeron	Lounge Seating	Lounge	One-Seat	One-Seat Plus	Standard Base
		H	1+	B1+	F
		High Back Lounge	One-Seat Wide	One-Seat Wide Plus	Full Wood Base
			2	B2	
			Two-Seat	Two-Seat Plus	
			3	B3	
			Three-Seat	Three-Seat Plus	

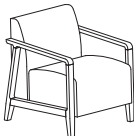
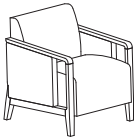

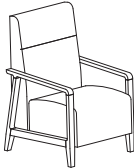
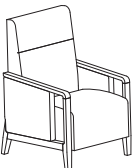
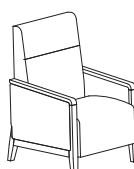
FAERON WOOD | ARMLESS HIGH BACK LOUNGE

DESCRIPTION/MODEL	Species	COM		COL		FABRIC GRADES			LEATHER	
		1	2	3	4	5	6	7	8	9
	One-Seat, Armless High back Lounge, Standard Base									
	FAE3-AH1S Beech	2044	2132	2218	2391	2567	2741	2916	3090	3437
	One-Seat Plus, Armless High back Lounge, Standard Base									
	FAE3-AHB1S Beech	2112	2197	2286	2461	2635	2808	2984	3159	3508
	One-Seat, Armless High back Lounge, Full Wood Base									
	FAE3-AH1F Beech	2209	2295	2383	2555	2728	2905	3078	3252	3603
	One-Seat Plus, Armless High back Lounge, Full Wood Base									
	FAE3-AHB1F Beech	2277	2362	2449	2623	2798	2971	3146	3321	3669
	One-Seat Wide, Armless High back Lounge, Standard Base									
	FAE3-AH1+S Beech	2297	2410	2523	2747	2972	3200	3427	3651	4103
	One-Seat Wide Plus, Armless High back Lounge, Standard Base									
	FAE3-AHB1+S Beech	2370	2483	2595	2822	3048	3271	3498	3724	4176
	One-Seat Wide, Armless High back Lounge, Full Wood Base									
	FAE3-AH1+F Beech	2506	2618	2734	2958	3184	3409	3635	3859	4312
	One-Seat Wide Plus, Armless High back Lounge, Full Wood Base									
	FAE3-AHB1+F Beech	2581	2694	2805	3031	3259	3483	3709	3934	4385
	Two-Seat, Armless High back Lounge, Standard Base									
	FAE3-AH2S Beech	2744	2869	2991	3237	3483	3728	3974	4217	4710
	Two-Seat Plus, Armless High back Lounge, Standard Base									
	FAE3-AHB2S Beech	2849	2971	3095	3341	3587	3831	4079	4322	4814
	Two-Seat, Armless High back Lounge, Full Wood Base									
	FAE3-AH2F Beech	3039	3163	3287	3533	3776	4022	4267	4512	5006
	Two-Seat Plus, Armless High back Lounge, Full Wood Base									
	FAE3-AHB2F Beech	3144	3267	3389	3635	3881	4128	4372	4617	5109
	Three-Seat, Armless High back Lounge, Standard Base									
	FAE3-AH3S Beech	3648	3851	4055	4460	4866	5272	5677	6082	6894
	Three-Seat Plus, Armless High back Lounge, Standard Base									
	FAE3-AHB3S Beech	3823	4027	4230	4635	5040	5447	5852	6256	7069
	Three-Seat, Armless High back Lounge, Full Wood Base									
	FAE3-AH3F Beech	4038	4239	4443	4846	5255	5660	6064	6470	7283
	Three-Seat Plus, Armless High back Lounge, Full Wood Base									
	FAE3-AHB3F Beech	4212	4416	4617	5023	5428	5834	6241	6646	7457

PRODUCT CODE KEY

Line	Series	Chair Type	Size		Base
<div>FAE</div> Faeron	<div>3-A</div> Armless Lounge Seating	<div>L</div> Lounge	<div>1</div> One-Seat	<div>B1</div> One-Seat Plus	<div>S</div> Standard Base
		<div>H</div> High Back Lounge	<div>1+</div> One-Seat Wide	<div>B1+</div> One-Seat Wide Plus	<div>F</div> Full Wood Base
			<div>2</div> Two-Seat	<div>B2</div> Two-Seat Plus	
			<div>3</div> Three-Seat	<div>B3</div> Three-Seat Plus	

FAERON WOOD | LOUNGE & HIGH BACK LOUNGE

DESCRIPTION/MODEL	Species	COM 1	2	COL 3	4	FABRIC GRADES 5 6		7	LEATHER 8	9
	One-Seat, Wood Arm Lounge, Open Arm FAE3-WL1ONC Beech	1922	1991	2063	2209	2348	2491	2635	2776	3061
	One-Seat Plus, Wood Arm Lounge, Open Arm FAE3-WL1BONC Beech	1989	2061	2133	2274	2417	2560	2701	2846	3132
	One-Seat Wood Arm Lounge, Semi Closed Arm FAE3-WL1SNC Beech	2452	2557	2663	2874	3084	3295	3508	3717	4141
	One-Seat Plus Wood Arm Lounge, Semi Closed Arm FAE3-WL1BSNC Beech	2520	2628	2732	2943	3156	3366	3577	3787	4208
	One-Seat Wood Arm Lounge, Closed Arm FAE3-WL1CNC Beech	2472	2579	2683	2894	3105	3316	3529	3739	4160
	One-Seat Plus Wood Arm Lounge, Closed Arm FAE3-WL1BCNC Beech	2541	2643	2751	2963	3173	3384	3595	3806	4230
	One-Seat Wood Arm High Back Lounge, Open Arm FAE3-WH1ONC Beech	2146	2234	2321	2495	2669	2844	3016	3190	3539
	One-Seat Plus Wood Arm High Back Lounge, Open Arm FAE3-WH1BONC Beech	2214	2301	2388	2563	2739	2911	3084	3261	3608
	One-Seat Wood Arm High Back Lounge, Semi Closed Arm FAE3-WH1SNC Beech	2678	2798	2920	3162	3405	3647	3891	4133	4618
	One-Seat Plus Wood Arm High Back Lounge, Semi Closed Arm FAE3-WH1BSNC Beech	2744	2867	2988	3232	3473	3715	3959	4203	4686
	One-Seat Wood Arm High Back Lounge, Closed Arm FAE3-WH1CNC Beech	2696	2818	2940	3184	3427	3668	3910	4154	4638
	One-Seat Plus Wood Arm High Back Lounge, Closed Arm FAE3-WH1BCNC Beech	2765	2886	3009	3249	3493	3736	3979	4221	4708

ORDERING NOTES: Faeron chairs can be specified with Urethane Arm Caps (UC), Solid Surface Arm Caps (SC) or Solid Surface Arm (SA), replace "NC" in the model number with the **Arm Style** selection below and add the upcharge listed on **Page 58**. See **page 98** for color selection.

PRODUCT CODE KEY

Line	Series	Chair Type	Size		Arm Style	Arm Cap
FAE Faeron	3-W Wood Arm Lounge Seating	L Lounge	1 One-Seat	B1 One-Seat Plus	O Open Arm	NC No Cap
		H High Back Lounge	1+ One-Seat Wide	B1+ One-Seat Wide Plus	S Semi Closed Arm	UC Urethane Cap
			2 Two-Seat	B2 Two-Seat Plus	C Closed Arm	SC Solid Surface Cap
			3 Three-Seat	B3 Three-Seat Plus		SA Solid Surface Arm

FAERON WOOD | LOUNGE & HIGH BACK LOUNGE

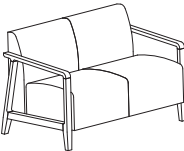
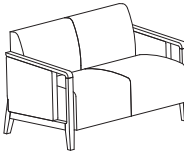
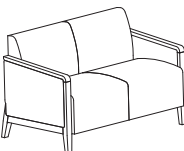
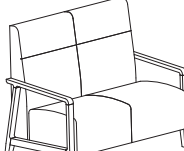
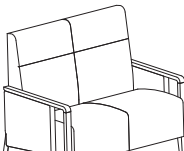
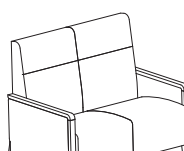
DESCRIPTION/MODEL		Species	COM 1	2	COL 3	4	FABRIC GRADES 5		6	7	LEATHER 8	9
	One-Seat Wide Wood Arm Lounge, Open Wood Arm FAE3-WL1+ONC	Beech	2110	2209	2303	2497	2692	2884	3080	3273	3662	
	One-Seat Wide Plus Wood Arm Lounge, Open Arm FAE3-WLB1+ONC	Beech	2185	2280	2378	2570	2765	2959	3156	3346	3736	
	One-Seat Wide Wood Arm Lounge, Semi Closed Arm FAE3-WL1+SNC	Beech	2640	2772	2904	3165	3429	3690	3954	4215	4740	
	One-Seat Wide Plus Wood Arm Lounge, Semi Closed Arm FAE3-WLB1+SNC	Beech	2715	2847	2978	3239	3501	3765	4027	4289	4814	
	One-Seat Wide Wood Arm Lounge, Closed Arm FAE3-WL1+CNC	Beech	2660	2793	2924	3186	3448	3711	3974	4235	4759	
	One-Seat Wide Plus Wood Arm Lounge, Closed Arm FAE3-WLB1+CNC	Beech	2736	2866	2996	3261	3521	3785	4047	4310	4835	
	One-Seat Wide Wood Arm High Back Lounge, Open Arm FAE3-WH1+ONC	Beech	2352	2463	2577	2803	3028	3252	3479	3706	4156	
	One-Seat Wide Plus Wood Arm High Back Lounge, Open Arm FAE3-WHB1+ONC	Beech	2423	2538	2650	2877	3102	3327	3553	3780	4230	
	One-Seat Wide, Wood Arm High Back Lounge, Semi Closed Arm FAE3-WH1+SNC	Beech	2882	3029	3177	3470	3765	4059	4352	4646	5234	
	One-Seat Wide Plus Wood Arm High Back Lounge, Semi Closed Arm FAE3-WHB1+SNC	Beech	2956	3103	3248	3543	3839	4131	4426	4720	5308	
	One-Seat Wide Wood Arm High Back Lounge, Closed Arm FAE3-WH1+CNC	Beech	2903	3049	3194	3490	3785	4079	4372	4666	5256	
	One-Seat Wide Plus Wood Arm High Back Lounge, Closed Arm FAE3-WHB1+CNC	Beech	2977	3121	3269	3563	3858	4153	4445	4738	5328	

ORDERING NOTES: Faeron chairs can be specified with Urethane Arm Caps (UC), Solid Surface Arm Caps (SC) or Solid Surface Arm (SA), replace “NC” in the model number with the **Arm Style** selection below and add the upcharge listed on **Page 58**. See **page 98** for color selection.

PRODUCT CODE KEY

Line	Series	Chair Type	Size		Arm Style	Arm Cap
<div>FAE</div> Faeron	<div>3-W</div> Wood Arm Lounge Seating	<div>L</div> Lounge	<div>1</div> One-Seat	<div>B1</div> One-Seat Plus	<div>O</div> Open Arm	<div>NC</div> No Cap
		<div>H</div> High Back Lounge	<div>1+</div> One-Seat Wide	<div>B1+</div> One-Seat Wide Plus	<div>S</div> Semi Closed Arm	<div>UC</div> Urethane Cap
			<div>2</div> Two-Seat	<div>B2</div> Two-Seat Plus	<div>C</div> Closed Arm	<div>SC</div> Solid Surface Cap
			<div>3</div> Three-Seat	<div>B3</div> Three-Seat Plus		<div>SA</div> Solid Surface Arm

FAERON WOOD | LOUNGE & HIGH BACK LOUNGE

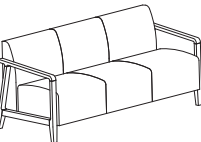
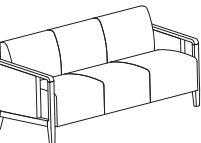
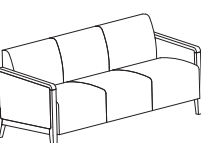

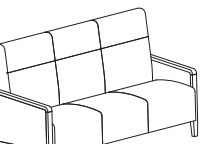
DESCRIPTION/MODEL		Species	COM 1	2	COL 3	4	FABRIC GRADES			LEATHER	
			1	2	3	4	5	6	7	8	9
	Two-Seat Wood Arm Lounge, Open Arm										
	FAE3-WL2ONC	Beech	2659	2765	2873	3087	3299	3514	3728	3941	4370
	Two-Seat Plus Wood Arm Lounge, Open Arm										
	FAE3-WLB2ONC	Beech	2740	2846	2954	3165	3381	3594	3809	4022	4449
	Two-Seat Wood Arm Lounge, Semi Closed Arm										
	FAE3-WL2SNC	Beech	3189	3330	3472	3756	4037	4318	4602	4885	5448
	Two-Seat Plus Wood Arm Lounge, Semi Closed Arm										
	FAE3-WLB2SNC	Beech	3269	3410	3553	3834	4116	4398	4681	4965	5528
	Two-Seat Wood Arm Lounge, Closed Arm										
	FAE3-WL2CNC	Beech	3209	3352	3491	3773	4058	4339	4620	4903	5469
	Two-Seat Plus Wood Arm Lounge, Closed Arm										
	FAE3-WLB2CNC	Beech	3290	3431	3573	3854	4138	4420	4702	4983	5548
	Two-Seat Wood Arm High Back Lounge, Open arm										
	FAE3-WH2ONC	Beech	2827	2948	3073	3319	3563	3810	4055	4297	4792
	Two-Seat Plus Wood Arm High back Lounge, Open arm										
	FAE3-WHB2ONC	Beech	2906	3029	3153	3398	3643	3890	4133	4379	4870
	Two-Seat Wood Arm High Back Lounge, Semi Closed Arm										
	FAE3-WH2SNC	Beech	3357	3514	3670	3984	4297	4614	4928	5241	5869
	Two-Seat Plus Wood Arm High Back Lounge, Semi Closed Arm										
	FAE3-WHB2SNC	Beech	3437	3594	3752	4065	4379	4693	5008	5320	5948
	Two-Seat Wood Arm High Back Lounge, Closed Arm										
	FAE3-WH2CNC	Beech	3378	3535	3691	4006	4318	4634	4947	5261	5890
	Two-Seat Plus Wood Arm High Back Lounge, Closed Arm										
	FAE3-WHB2CNC	Beech	3457	3614	3771	4086	4398	4712	5028	5341	5970

ORDERING NOTES: Faeron chairs can be specified with Urethane Arm Caps (UC), Solid Surface Arm Caps (SC) or Solid Surface Arm (SA), replace "NC" in the model number with the **Arm Style** selection below and add the upcharge listed on [Page 58](#). See [page 98](#) for color selection.

PRODUCT CODE KEY

Line	Series	Chair Type	Size		Arm Style	Arm Cap
<div>FAE</div> <div>Faeron</div>	<div>3-W</div> <div>Wood Arm Lounge Seating</div>	<div>L</div> <div>Lounge</div>	<div>1</div> <div>One-Seat</div>	<div>B1</div> <div>One-Seat Plus</div>	<div>O</div> <div>Open Arm</div>	<div>NC</div> <div>No Cap</div>
		<div>H</div> <div>High Back Lounge</div>	<div>1+</div> <div>One-Seat Wide</div>	<div>B1+</div> <div>One-Seat Wide Plus</div>	<div>S</div> <div>Semi Closed Arm</div>	<div>UC</div> <div>Urethane Cap</div>
			<div>2</div> <div>Two-Seat</div>	<div>B2</div> <div>Two-Seat Plus</div>	<div>C</div> <div>Closed Arm</div>	<div>SC</div> <div>Solid Surface Cap</div>
			<div>3</div> <div>Three-Seat</div>	<div>B3</div> <div>Three-Seat Plus</div>		<div>SA</div> <div>Solid Surface Arm</div>

FAERON WOOD | LOUNGE & HIGH BACK LOUNGE

DESCRIPTION/MODEL		Species	COM		COL		FABRIC GRADES			LEATHER	
			1	2	3	4	5	6	7	8	9
	Three-Seat Wood Arm Lounge, Open Arm										
	FAE3-WL3ONC	Beech	3417	3588	3760	4103	4444	4786	5128	5471	6156
	Three-Seat Plus Wood Arm Lounge, Open Arm										
	FAE3-WLB3ONC	Beech	3557	3728	3899	4242	4584	4924	5269	5611	6293
	Three-Seat Wood Arm Lounge, Semi Closed Arm										
	FAE3-WL3SNC	Beech	3949	4154	4360	4769	5181	5590	6002	6412	7235
	Three-Seat Plus Wood Arm Lounge, Semi Closed Arm										
	FAE3-WLB3SNC	Beech	4088	4292	4499	4908	5319	5730	6140	6553	7373
	Three-Seat Wood Arm Lounge, Closed Arm										
	FAE3-WL3CNC	Beech	3969	4173	4379	4790	5201	5612	6021	6432	7255
	Three-Seat Plus Wood Arm Lounge, Closed Arm										
	FAE3-WLB3CNC	Beech	4108	4313	4518	4929	5340	5751	6162	6573	7393
	Three-Seat Wood Arm High Back Lounge, Open Arm										
	FAE3-WH3ONC	Beech	3651	3852	4057	4460	4867	5273	5678	6082	6895
	Three-Seat Plus Wood Arm High Back Lounge, Open Arm										
	FAE3-WHB3ONC	Beech	3789	3993	4194	4602	5007	5412	5815	6224	7035
	Three-Seat Wood Arm High Back Lounge, Semi Closed Arm										
	FAE3-WH3SNC	Beech	4182	4418	4655	5130	5604	6078	6553	7025	7972
	Three-Seat Plus Wood Arm High Back Lounge, Semi Closed Arm										
	FAE3-WHB3SNC	Beech	4319	4558	4794	5269	5742	6216	6690	7164	8115
	Three-Seat Wood Arm High Back Lounge, Closed Arm										
	FAE3-WH3CNC	Beech	4203	4439	4677	5149	5622	6097	6571	7045	7993
	Three-Seat Plus Wood Arm High Back Lounge, Closed Arm										
	FAE3-WHB3CNC	Beech	4340	4579	4815	5288	5764	6237	6710	7184	8132

ORDERING NOTES: Faeron chairs can be specified with Urethane Arm Caps (UC), Solid Surface Arm Caps (SC) or Solid Surface Arm (SA), replace “NC” in the model number with the **Arm Style** selection below and add the upcharge listed on **Page 58**. See **page 98** for color selection.

PRODUCT CODE KEY

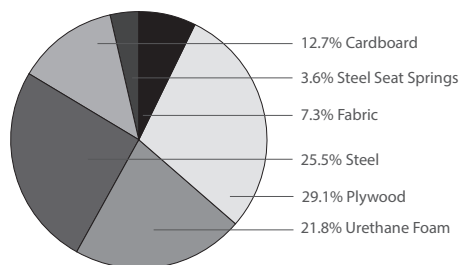
Line	Series	Chair Type	Size		Arm Style	Arm Cap
<div>FAE</div> Faeron	<div>3-W</div> Wood Arm Lounge Seating	<div>L</div> Lounge	<div>1</div> One-Seat	<div>B1</div> One-Seat Plus	<div>O</div> Open Arm	<div>NC</div> No Cap
		<div>H</div> High Back Lounge	<div>1+</div> One-Seat Wide	<div>B1+</div> One-Seat Wide Plus	<div>S</div> Semi Closed Arm	<div>UC</div> Urethane Cap
			<div>2</div> Two-Seat	<div>B2</div> Two-Seat Plus	<div>C</div> Closed Arm	<div>SC</div> Solid Surface Cap
			<div>3</div> Three-Seat	<div>B3</div> Three-Seat Plus		<div>SA</div> Solid Surface Arm

FAERON METAL LOUNGE | ENVIRONMENTAL SUMMARY

LEED CI CREDITS



MATERIAL CONTENT:



PRE-CONSUMER
RECYCLED CONTENT = 7.27%

POST-CONSUMER
RECYCLED CONTENT = 17.97%

Up to 38.18% of this Faeron product is recyclable at the end of its useful life.

CONTRIBUTES TO

CREDIT	CONTRIBUTES TO	POINTS
CREDIT 2.1 - 2.2	Construction Waste Management	1-2 point(s)
CREDIT 3.3	Resource Reuse	1 point
CREDIT 4.1	Recycled Content	1 point
CREDIT 4.2	Recycled Content	1 point
CREDIT 4.5	Low Emitting Materials, Systems & Seating	1 point
CREDIT 5.1	Regional Materials*	1 point
CREDIT 7	Certified Wood (MUST BE REQUESTED)	1 point(s)

*This credit is only applicable if in total 20% of the combined value of the procurement of construction materials and in the furniture are manufactured within a radius of 500 miles. This credit will apply if the installation of the finished product occurs within 500 miles of Kitchener, Ontario.

level® CERTIFICATION, AIR EMISSIONS AND FSC® CERTIFICATION



level® CERTIFICATION

BIFMA's e3 Furniture Sustainability Standard is a voluntary, multi-attribute standard that measures the degree of sustainability of furniture. This standard evaluates product and company environmental attributes and compliance systems in a wide range of elements which include Materials, Energy & Atmosphere, Human & Ecosystem Health and Social Responsibility. Faeron products have earned level®, BIFMA's sustainability certification program for furniture, certification through third-party verification against the e3 standard.

AIR-EMISSIONS

All Faeron products are supplied with air-emissions certified. Contact customer service for information.



FSC®

In 2005, Krug received Forest Stewardship Council® (FSC®) Chain-of-Custody certification for our manufacturing facilities. The FSC® Chain-of-Custody tracks certified wood from seedling to final sale. It verifies that the material for our FSC® certified products only come from well-managed, FSC®-certified forests and other controlled sources. FSC® is dedicated to the promotion of responsible forest management worldwide helping to take care of forests for future generations. Faeron and other Krug products can be specified with FSC® Certification. Contact customer service for further information, pricing and lead times.



Architects, designers, and building professionals can specify FSC®-certified products in order to achieve a point from the U.S. Green Building Council's Leadership in Energy and Environmental Design (LEED) Rating System.

FAERON METAL LOUNGE | DIMENSIONS & COM

DIMENSIONS & COM REQUIREMENTS

	Overall Width	Overall Depth	Overall Height	Seat Height	Height of Arms from Floor	Width Between Arms	Seat Depth	Shipping Weight	Cube	COM Yardage Entire Unit	COM Yardage Seat Only	COM Yardage Back Only	COM Yardage Arm Only
One-seat - metal arm													
lounge	27	28.5	31.5	17.8	24	23	21	67	20	4.2	1.3	1.7	1.2
high back	27	28.5	41.5	17.8	24	23	21	71	24	4.8	1.3	2.3	1.2
One-seat - armless													
lounge	23	28.5	31.5	17.8	-	-	21	52	20	3	1.3	1.7	-
high back	23	28.5	41.5	17.8	-	-	21	55	24	3.6	1.3	2.3	-
One-seat - upholstered arm													
lounge	28	28.5	31.5	17.8	24	23	21	75	20	5.9	1.3	1.7	2.9
high back	28	28.5	41.5	17.8	24	23	21	79	24	6.5	1.3	2.3	2.9
wingback	32	28.5	42.5	17.8	24	23	21	84	27	7.5	1.3	3.3	2.9
One-seat wide - metal arm													
lounge	34	28.5	31.5	17.8	24	30	21	66	23	4.4	1.5	1.7	1.2
high back	34	28.5	41.5	17.8	24	30	21	80	27	5	1.5	2.3	1.2
One-seat wide - armless													
lounge	30	28.5	31.5	17.8	-	-	21	61	23	3.2	1.5	1.7	-
high back	30	28.5	41.5	17.8	-	-	21	65	27	3.8	1.5	2.3	-
One-seat wide - upholstered arm													
lounge	35	28.5	31.5	17.8	24	30	21	84	23	6.1	1.5	1.7	2.9
high back	35	28.5	41.5	17.8	24	30	21	88	27	6.7	1.5	2.3	2.9
wingback	39	28.5	42.5	17.8	24	30	21	93	30	7.5	1.3	3.3	2.9
Two-seat - metal arm													
lounge	50	28.5	31.5	17.8	24	46	21	100	36	5.5	1.7	2.6	1.2
high back	50	28.5	41.5	17.8	24	46	21	107	43	6.4	1.7	3.5	1.2
Two-seat - armless													
lounge	46	28.5	31.5	17.8	-	-	21	87	36	4.3	1.7	2.6	-
high back	46	28.5	41.5	17.8	-	-	21	94	43	5.2	1.7	3.5	-
Two-seat - upholstered arm													
lounge	51	28.5	31.5	17.8	24	46	21	108	36	7.2	1.7	2.6	2.9
high back	51	28.5	41.5	17.8	24	46	21	115	43	8.1	1.7	3.5	2.9
wingback	55	28.5	42.5	17.8	24	46	21	120	46	9.1	1.7	4.5	2.9
Three-seat - metal arm													
lounge	73	28.5	31.5	17.8	24	69	21	142	52	7.1	2.5	3.4	1.2
high back	73	28.5	41.5	17.8	24	69	21	149	61	8.4	2.5	4.7	1.2
Three-seat - armless													
lounge	69	28.5	31.5	17.8	-	-	21	122	52	5.9	2.5	3.4	-
high back	69	28.5	41.5	17.8	-	-	21	129	61	7.2	2.5	4.7	-
Three-seat - upholstered arm													
lounge	74	28.5	31.5	17.8	24	69	21	140	52	8.8	2.5	3.4	2.9
high back	74	28.5	41.5	17.8	24	69	21	147	61	10.1	2.5	4.7	2.9
wingback	78	28.5	42.5	17.8	24	69	21	145	64	10.3	1.7	5.7	2.9

ORDERING NOTES:

CONTRASTING BACKS, SEATS & CLOSED ARMS

COMBINATION UPHOLSTERY OPTION When combination upholstery is specified with fabric of the same grade or COM, an upcharge for dual fabrics is **\$33 list** per unit and **\$64 list** per unit for three fabrics will be applied. When graded in combination upholstery is selected, use the highest grade upholstery selected or to obtain a quote for blended grading contact Customer Service (please provide the fabrics specified and location of where each fabric is to be applied on the product). Note: Some vinyls, leathers & upholsteries are not suitable for application on Faeron seating. Please refer to **page 95** for C.O.M approval process.

WEIGHT CAPACITIES

Faeron weight capacities are as follows:

- One -Seat - 500 lbs
- One -Seat - Plus - 750 lbs
- One-seat Wide - 500 lbs
- One-seat Wide Plus - 750 lbs
- Two- Seat - 625 lbs
- Two- Seat Plus- 975 lbs
- Three - Seat - 850 lbs
- Three - Seat Plus- 1200 lbs

Faeron Option Upcharges	\$ List		\$ List
CAL 133 & Moisture Barrier (per yard)	64	Beech Wood Arm (per pair)	126
One-Seat Removable Back Cover (per back)	152	Solid Surface Arm (per pair) - Gr A White	677
One-Seat wide Removable Back Cover (per back)	228	Solid Surface Arm (per pair) - Gr A Color	708
Two-Seat Removable Back Cover (per back)	302	Solid Surface Arm (per pair) - Gr B	768
Three-Seat Removable Back Cover (per back)	453	Solid Surface Arm (per pair) - Gr C	810
One-Seat Removable Seat Cover (per seat)	152	See page 631 for color selection.	
One-Seat wide Removable Seat Cover (per seat)	228		
Two-Seat Removable Seat Cover (per seat)	302		
Three-Seat Removable Seat Cover (per seat)	453		
Non-Marring Glides	16		

FAERON METAL LOUNGE | FEATURES & OPTIONS



POLYMER ARM

Faeron arms are durable, comfortable, and long lasting. They are made with injected polymer that is a solid color throughout the arm and are available in three color options: Black, Grey and Taupe.




SOLID SURFACE ARM

The optional Solid Surface Arm provides a fully seamless armrest for enhanced durability, protection and cleanliness. It is available in 8 standard Corian colors, and custom colors (at an upcharge). Arms are replaceable as a full side frame if they become damaged or degraded.



ARMLESS

Faeron Armless Lounge seating features a metal base available in 2 finish selections; Silver Metallic or Brushed Nickel.



COMBINATION UPHOLSTERY OPTION

When combination upholstery is specified with fabric of the same grade or COM, an upcharge for dual fabrics is **\$33 list** per unit and **\$64 list** per unit for three fabrics will be applied. When graded in combination upholstery is selected, use the highest grade upholstery selected or to obtain a quote for blended grading contact Customer Service (please provide the fabrics specified and location of where each fabric is to be applied on the product).



ARM PANELS

Arm Panels are available on Faeron Metal Lounge seating in semi closed and fully closed styles for optimum design flexibility.



METAL ARM FRAME

Faeron Metal Lounge chairs are available in Silver Metallic and Brushed Nickel featuring Polymer Arm. Can be specified with optional Solid Surface or Beech wood.



LOUNGE WALL SAVER

Faeron Lounge models include a wall saver feature in which the angle of the back and the rear legs are designed to keep the back away from the wall, to prevent wear and damage to both the chair and the wall. Not included for Faeron High Back Lounge or Faeron Wingback Lounge due to back height.



CLEAN OUT

All Faeron Lounge seating has a built-in clean out feature: a space at the back of the seat that allows dirt, debris and liquid to fall to the floor for easy clean up and maintenance - designed so that it does not detract from the comfort or appearance of the product.



OPTIONS

WOOD ARM

Wood arms are solid Beech and available in standard and custom finishes. Krug's wood finish is a proprietary high-durability formulation that has been shown to be an industry leader in abrasion resistance. Arms can be replaced if they do become damaged or degraded.

METAL FINISH OPTIONS

Silver Metallic frames are available with an anti-microbial finish for an upcharge of **\$64 list** per arm frame pair or table. Additional Frame Finishes, which include anti-microbial finish, are available for an upcharge of **\$64 list** per per arm frame pair or table. Available colors are: White, Parchment, Sand, Taupe, Warm Grey, Cool Grey or Black. For all metal finishes other than Silver Metallic Standard, there is a minimum order quantity of 30 units per color. Upcharges for order quantities less than 30 units per color or custom metal finishes, please contact Customer Service to obtain a quote.





MOISTURE BARRIER & CAL 133

California Technical Bulletin 133 is a flammability test for seating. Krug offers a compliance method, in combination with non- flammable upholstery covers, that may enable products to meet certification requirements for this test. This process at the same time also provides the products with a Moisture Barrier - a treatment that helps to prevent the passage of liquids and moisture to inside of the upholstered components - thereby conferring sanitary and anti-infection benefits. So when CAL133 is specified, the product also automatically has a Moisture Barrier, and when a Moisture Barrier is specified, the product also features the compliance method and low flammability features of CAL 133. The application of this up-charge and the compliance method does not mean that the specific configuration of product and upholstery cover are tested and officially certified as being CAL133 compliant. If the official certification is required, Krug will provide this (through an independent certified testing laboratory) at a charge of \$917 per item, plus the cost of the product to be tested. Lead time for certification testing is typically 4-8 weeks.

REMOVABLE AND REPLACEABLE COVERS

Faeron Lounge Chairs are available with a Removable Seat & Back Covers. See [page 67](#) for upcharges.





FAERON METAL | ARMLESS LOUNGE

DESCRIPTION/MODEL		COM		COL	4	FABRIC GRADES		7	LEATHER	
		1	2	3		5	6		8	9
	One-Seat, Armless, with Silver Metallic Metal Base									
	FAE3-MAL1S	1633	1703	1769	1905	2041	2177	2279	2447	2719
	One-Seat Plus, Armless, with Silver Metallic Metal Base									
	FAE3-MALB1S	1698	1767	1835	1969	2106	2241	2344	2513	2785
	One-Seat, Armless, with Brushed Nickel Metal Base									
	FAE3-MAL1N	1771	1839	1907	2042	2177	2313	2416	2585	2858
	One-Seat Plus, Armless, with Brushed Nickel Metal Base									
	FAE3-MALB1N	1836	1905	1971	2107	2242	2381	2481	2650	2922
	One-Seat Wide, Armless, with Silver Metallic Metal Base									
	FAE3-MAL1+S	1858	1951	2043	2229	2413	2596	2783	2966	3336
	One-Seat Wide Plus, Armless, with Silver Metallic Metal Base									
	FAE3-MALB1+S	1929	2020	2113	2298	2483	2669	2852	3037	3406
	One-Seat Wide, Armless, with Brushed Nickel Metal Base									
	FAE3-MAL1+N	1996	2087	2180	2366	2549	2735	2920	3103	3473
	One-Seat Wide Plus, Armless, with Brushed Nickel Metal Base									
	FAE3-MALB1+N	2065	2158	2252	2436	2620	2806	2988	3175	3543
	Two-Seat, Armless, with Silver Metallic Metal Base									
	FAE3-MAL2S	2355	2459	2560	2762	2966	3169	3373	3578	3984
	Two-Seat Plus, Armless, with Silver Metallic Metal Base									
	FAE3-MALB2S	2457	2557	2658	2862	3067	3268	3473	3677	4085
	Two-Seat, Armless, with Brushed Nickel Metal Base									
	FAE3-MAL2N	2492	2594	2696	2899	3103	3308	3512	3714	4123
	Two-Seat Plus, Armless, with Brushed Nickel Metal Base									
	FAE3-MALB2N	2593	2695	2795	2998	3203	3406	3610	3814	4222
	Three-Seat, Armless, with Silver Metallic Metal Base									
	FAE3-MAL3S	3156	3315	3479	3806	4132	4458	4784	5110	5761
	Three-Seat Plus, Armless, with Silver Metallic Metal Base									
	FAE3-MALB3S	3320	3483	3646	3972	4297	4623	4949	5277	5928
	Three-Seat, Armless, with Brushed Nickel Metal Base									
	FAE3-MAL3N	3490	3651	3815	4141	4467	4793	5119	5444	6095
	Three-Seat Plus, Armless, with Brushed Nickel Metal Base									
	FAE3-MALB3N	3655	3818	3981	4308	4634	4959	5285	5612	6263

PRODUCT CODE KEY

Line	Series	Chair Type	Size		Base
F AE	3- MA	L	1	B1	S
Faeron	Metal Lounge Seating	Lounge	One-Seat	One-Seat Plus	Silver Metallic Base
		H	1+	B1+	N
		High Back Lounge	One-Seat Wide	One-Seat Wide Plus	Brushed Nickel
			2	B2	
			Two-Seat	Two-Seat Plus	
			3	B3	
			Three-Seat	Three-Seat Plus	

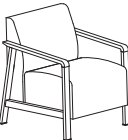




FAERON METAL | ARMLESS HIGH BACK LOUNGE

DESCRIPTION/MODEL	Species	COM 1	2	COL 3	4	FABRIC GRADES		7	LEATHER 8	9
	One-Seat, Armless, High back, with Silver Metallic Metal Base FAE3-MAH1S	1846	1929	2013	2178	2345	2510	2678	2842	3175
	One-Seat Plus, Armless, High back, with Silver Metallic Metal Base FAE3-MAHB1S	1912	1996	2079	2243	2411	2576	2742	2908	3239
	One-Seat, Armless, High back, with Brushed Nickel Metal Base FAE3-MAH1N	1985	2066	2151	2316	2482	2649	2815	2980	3312
	One-Seat Plus, Armless, High, with Brushed Nickel Metal Base FAE3-MAHB1N	2048	2132	2215	2382	2548	2714	2880	3045	3378
	One-Seat Wide, Armless, High back, with Silver Metallic Metal Base FAE3-MAH1+S	2087	2195	2302	2517	2732	2947	3163	3378	3807
	One-Seat Wide Plus, Armless, High back, with Silver Metallic Metal Base FAE3-MAHB1+S	2158	2266	2373	2587	2803	3016	3232	3448	3877
	One-Seat Wide, Armless, High back, with Brushed Nickel Metal Base FAE3-MAH1+N	2223	2333	2440	2655	2869	3084	3301	3515	3943
	One-Seat Wide Plus, Armless, High back, with Brushed Nickel Metal Base FAE3-MAHB1+N	2296	2404	2510	2724	2940	3156	3369	3584	4015
	Two-Seat, Armless, High back, with Silver Metallic Metal Base FAE3-MAH2S	2517	2632	2748	2984	3217	3452	3685	3917	4384
	Two-Seat Plus, Armless, High back, with Silver Metallic Metal Base FAE3-MAHB2S	2614	2731	2848	3082	3315	3550	3785	4018	4484
	Two-Seat, Armless, High back, with Brushed Nickel Metal Base FAE3-MAH2N	2655	2769	2886	3120	3355	3588	3822	4055	4522
	Two-Seat Plus, Armless, High back, with Brushed Nickel Metal Base FAE3-MAHB2N	2751	2868	2986	3220	3454	3687	3920	4155	4621
	Three-Seat, Armless, High back, with Silver Metallic Metal Base FAE3-MAH3S	3376	3568	3762	4147	4534	4921	5306	5694	6465
	Three-Seat Plus, Armless, High back with Silver Metallic Metal Base FAE3-MAHB3S	3542	3736	3930	4315	4702	5087	5473	5860	6632
	Three-Seat, Armless, High back, with Brushed Nickel Metal Base FAE3-MAH3N	3711	3906	4097	4484	4869	5257	5642	6030	6802
	Three-Seat Plus, Armless, High back with Brushed Nickel Metal Base FAE3-MAHB3N	3877	4070	4264	4649	5036	5422	5809	6196	6968

PRODUCT CODE KEY

Line	Series	Chair Type	Size		Base
F Faeron	3-MA Metal Lounge Seating	L Lounge	1 One-Seat	B1 One-Seat Plus	S Silver Metallic Base
		H High Back Lounge	1+ One-Seat Wide	B1+ One-Seat Wide Plus	N Brushed Nickel
			2 Two-Seat	B2 Two-Seat Plus	
			3 Three-Seat	B3 Three-Seat Plus	

FAERON METAL | LOUNGE

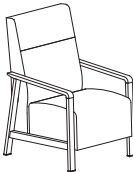


DESCRIPTION/MODEL	COM		COL		FABRIC GRADES		LEATHER			
	1	2	3	4	5	6	7	8	9	
	One-Seat, with Open Arm, Silver Metallic									
	FAE3-ML1OPAS	1769	1838	1906	2041	2177	2312	2448	2584	2857
	One-Seat Plus, with Open Arm, Silver Metallic									
	FAE3-MLB1OPAS	1835	1904	1969	2106	2241	2378	2513	2650	2921
	One-Seat, with Open Arm, Brushed Nickel									
	FAE3-ML1OPAN	2486	2554	2621	2758	2893	3030	3165	3301	3573
	One-Seat Plus, with Open Arm, Brushed Nickel									
	FAE3-MLB1OPAN	2551	2619	2685	2822	2958	3095	3230	3366	3639
	One-Seat, with Semi Closed Arm, Silver Metallic									
	FAE3-ML1SPAS	2303	2404	2503	2681	2866	3045	3231	3428	3762
	One-Seat Plus, with Semi Closed Arm, Silver Metallic									
	FAE3-MLB1SPAS	2368	2470	2566	2745	2932	3112	3294	3493	3828
	One-Seat, with Semi Closed Arm, Brushed Nickel									
	FAE3-ML1SPAN	3021	3120	3219	3397	3583	3762	3948	4145	4480
	One-Seat Plus, with Semi Closed Arm, Brushed Nickel									
	FAE3-MLB1SPAN	3087	3186	3282	3462	3648	3828	4011	4209	4544
	One-Seat, with Closed Arm, Silver Metallic									
	FAE3-ML1CPAS	2323	2422	2521	2699	2886	3066	3249	3447	3782
	One-Seat Plus, with Closed Arm, Silver Metallic									
	FAE3-MLB1CPAS	2388	2488	2585	2764	2951	3131	3313	3513	3846
	One-Seat, with Closed Arm, Brushed Nickel									
	FAE3-ML1CPAN	3039	3140	3237	3415	3603	3782	3965	4163	4498
	One-Seat Plus, with Closed Arm, Brushed Nickel									
	FAE3-MLB1CPAN	3104	3205	3303	3483	3667	3846	4030	4229	4562

ORDERING NOTES: Faeron chairs can be specified with Solid Surface Arm (SA) or Wood Arm (WA), replace “PA” in the model number with the **Arm Style** selection below and add the upcharge listed on [Page 67](#). See [page 98](#) for color selection.

PRODUCT CODE KEY

Line	Series	Chair Type	Size		Arm Type	Arm Style	Frame
FAE	3-M	L	1	B1	O	PA	S
Faeron	Metal Lounge Seating	Lounge	One-Seat	One-Seat Plus	Open Arm	Polymer Arm	Silver Metallic
		H	1+	B1+	S	WA	N
		High Back Lounge	One-Seat Wide	One-Seat Wide Plus	Semi Closed Arm	Wood Arm	Brushed Nickel
			2	B2	C	SA	
			Two-Seat	Two-Seat Plus	Closed Arm	Solid Surface Arm	
			3	B3			
			Three-Seat	Three-Seat Plus			

FAERON METAL | HIGH BACK LOUNGE

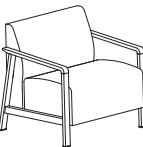
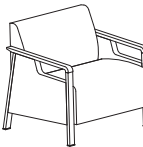
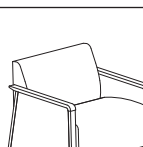



DESCRIPTION/MODEL	COM		COL		FABRIC GRADES			LEATHER		
	1	2	3	4	5	6	7	8	9	
	One-Seat, High back, with Open Arm, Silver Metallic									
	FAE3-MH1OPAS	1985	2065	2149	2316	2481	2649	2814	2980	3312
	One-Seat Plus, High back, with Open Arm, Silver Metallic									
	FAE3-MHB1OPAS	2048	2132	2214	2382	2547	2714	2879	3045	3378
	One-Seat, High back, with Open Arm, Brushed Nickel									
	FAE3-MH1OPAN	2701	2784	2866	3032	3198	3365	3531	3696	4028
	One-Seat Plus, High back, with Open Arm, Brushed Nickel									
	FAE3-MHB1OPAN	2765	2848	2932	3098	3264	3430	3595	3762	4093
	One-Seat, High back, with Semi Closed Arm, Silver Metallic									
	FAE3-MH1SPAS	2518	2632	2745	2956	3171	3382	3595	3823	4217
	One-Seat Plus, High back, with Semi Closed Arm, Silver Metallic									
	FAE3-MHB1SPAS	2584	2697	2810	3021	3236	3446	3662	3889	4282
	One-Seat, High back, with Semi Closed Arm, Brushed Nickel									
	FAE3-MH1SPAN	3235	3348	3462	3672	3888	4097	4312	4540	4933
	One-Seat Plus, High back, with Semi Closed Arm, Brushed Nickel									
	FAE3-MHB1SPAN	3301	3414	3529	3739	3954	4162	4378	4606	5000
	One-Seat, High back, with Closed Arm, Silver Metallic									
	FAE3-MH1CPAS	2537	2652	2764	2977	3189	3399	3614	3843	4236
	One-Seat Plus, High back, with Closed Arm, Silver Metallic									
	FAE3-MHB1PAS	2605	2717	2830	3040	3256	3465	3680	3909	4303
	One-Seat, High back, with Closed Arm, Brushed Nickel									
	FAE3-MH1CPAN	3255	3368	3483	3692	3908	4116	4332	4560	4953
	One-Seat Plus, High back, with Closed Arm, Brushed Nickel									
	FAE3-MHB1CPAN	3320	3433	3546	3757	3972	4182	4396	4624	5019

ORDERING NOTES: Faeron chairs can be specified with Solid Surface Arm (SA) or Wood Arm (WA), replace “PA” in the model number with the **Arm Style** selection below and add the upcharge listed on [page 67](#). See [page 98](#) for color selection.

PRODUCT CODE KEY

Line	Series	Chair Type	Size		Arm Type	Arm Style	Frame
FAE Faeron	3-M Metal Lounge Seating	L Lounge	1 One-Seat	B1 One-Seat Plus	O Open Arm	PA Polymer Arm	S Silver Metallic
		H High Back Lounge	1+ One-Seat Wide	B1+ One-Seat Wide Plus	S Semi Closed Arm	WA Wood Arm	N Brushed Nickel
			2 Two-Seat	B2 Two-Seat Plus	C Closed Arm	SA Solid Surface Arm	
			3 Three-Seat	B3 Three-Seat Plus			

FAERON METAL | LOUNGE




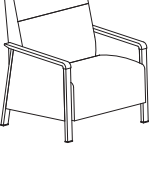
DESCRIPTION/MODEL	COM	2	COL	4	FABRIC GRADES			7	LEATHER	9
	1		3		5	6			8	
	One-Seat Wide, with Open Arm, Silver Metallic									
	FAE3-ML1+OPAS	1951	2042	2133	2318	2504	2688	2873	3057	3427
	One-Seat Wide Plus, with Open Arm, Silver Metallic									
	FAE3-MLB1+OPAS	2019	2110	2205	2389	2572	2759	2943	3127	3497
	One-Seat Wide, with Open Arm, Brushed Nickel									
	FAE3-ML1+OPAN	2668	2759	2851	3035	3221	3405	3589	3774	4143
	One-Seat Wide Plus, with Open Arm, Brushed Nickel									
	FAE3-MLB1+OPAN	2736	2829	2920	3105	3291	3474	3662	3844	4214
	One-Seat Wide, with Semi Closed Arm, Silver Metallic									
	FAE3-ML1+SPAS	2485	2608	2730	2958	3193	3420	3655	3902	4333
	One-Seat Wide Plus, with Semi Closed Arm, Silver Metallic									
	FAE3-MLB1+SPAS	2553	2678	2800	3030	3264	3491	3727	3971	4404
	One-Seat Wide, with Semi Closed Arm, Brushed Nickel									
	FAE3-ML1+SPAN	3202	3324	3447	3673	3910	4138	4371	4618	5049
	One-Seat Wide Plus, with Semi Closed Arm, Brushed Nickel									
	FAE3-MLB1+SPAN	3269	3393	3516	3745	3980	4207	4442	4688	5120
	One-Seat Wide, with Closed Arm, Silver Metallic									
	FAE3-ML1+CPAS	2504	2628	2748	2978	3211	3440	3672	3920	4352
	One-Seat Wide Plus, with Closed Arm, Silver Metallic									
	FAE3-MLB1+CPAS	2571	2696	2818	3048	3282	3510	3744	3991	4422
	One-Seat Wide, with Closed Arm, Brushed Nickel									
	FAE3-ML1+CPAN	3221	3343	3466	3694	3931	4158	4392	4637	5068
	One-Seat Wide Plus, with Closed Arm, Brushed Nickel									
	FAE3-MLB1+CPAN	3290	3413	3536	3765	3999	4227	4461	4708	5139

ORDERING NOTES: Faeron chairs can be specified with Solid Surface Arm (SA) or Wood Arm (WA), replace “PA” in the model number with the **Arm Style** selection below and add the upcharge listed on **Page 67**. See **page 98** for color selection.

PRODUCT CODE KEY

Line	Series	Chair Type	Size		Arm Type	Arm Style	Frame
FAE Faeron	3-M Metal Lounge Seating	L Lounge	1	B1	O	PA	S
			One-Seat	One-Seat Plus	Open Arm	Polymer Arm	Silver Metallic
		H High Back Lounge	1+	B1+	S	WA	N
			One-Seat Wide	One-Seat Wide Plus	Semi Closed Arm	Wood Arm	Brushed Nickel
			2	B2	C	SA	
			Two-Seat	Two-Seat Plus	Closed Arm	Solid Surface Arm	
			3	B3			
			Three-Seat	Three-Seat Plus			

FAERON METAL | HIGH BACK LOUNGE

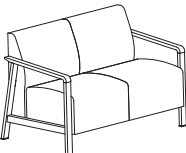
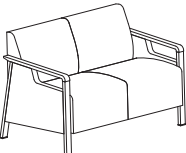
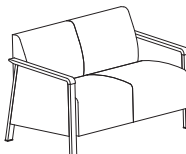
DESCRIPTION/MODEL	COM 1	2	COL 3	4	FABRIC GRADES 56		7	LEATHER 8	9
	One-Seat Wide, High back, with Open Arm, Silver Metallic FAE3-MH1+OPAS								
	2178	2286	2392	2609	2822	3038	3253	3469	3898
	One-Seat Wide Plus, High back, with Open Arm, Silver Metallic FAE3-MHB1+OPAS								
	2249	2357	2463	2679	2893	3111	3324	3538	3966
	One-Seat Wide, High back, with Open Arm, Brushed Nickel FAE3-MH1+OPAN								
	2895	3004	3112	3324	3538	3755	3970	4185	4615
	One-Seat Wide Plus, High back, with Open Arm, Brushed Nickel FAE3-MHB1+OPAN								
	2965	3073	3180	3395	3609	3827	4041	4256	4685
	One-Seat Wide, High back, with Semi Closed Arm, Silver Metallic FAE3-MH1+SPAS								
	2714	2852	2989	3248	3513	3771	4036	4312	4803
	One-Seat Wide Plus, High back, with Semi Closed Arm, Silver Metallic FAE3-MHB1+SPAS								
	2784	2922	3059	3319	3583	3843	4107	4382	4874
	One-Seat Wide, High back, with Semi Closed Arm, Brushed Nickel FAE3-MH1+SPAN								
	3430	3568	3708	3965	4229	4487	4753	5030	5519
	One-Seat Wide Plus, High back, with Semi Closed Arm, Brushed Nickel FAE3-MHB1+SPAN								
	3499	3640	3776	4036	4299	4559	4822	5098	5590
	One-Seat Wide, High back, with Closed Arm, Silver Metallic FAE3-MH1+CPAS								
	2732	2872	3010	3268	3532	3789	4055	4332	4822
	One-Seat Wide Plus, High back, with Closed Arm, Silver Metallic FAE3-MHB1+CPAS								
	2803	2942	3078	3337	3603	3861	4125	4401	4891
	One-Seat Wide, High back, with Closed Arm, Brushed Nickel FAE3-MH1+CPAN								
	3448	3588	3727	3984	4247	4506	4771	5047	5540
	One-Seat Wide Plus, High back, with Closed Arm, Brushed Nickel FAE3-MHB1+CPAN								
	3518	3658	3796	4055	4318	4578	4842	5117	5609

ORDERING NOTES: Faeron chairs can be specified with Solid Surface Arm (SA) or Wood Arm (WA), replace "PA" in the model number with the **Arm Style** selection below and add the upcharge listed on [Page 67](#). See [page 98](#) for color selection.

PRODUCT CODE KEY

Line	Series	Chair Type	Size		Arm Type	Arm Style	Frame
FAE Faeron	3-M Metal Lounge Seating	L Lounge	1 One-Seat	B1 One-Seat Plus	O Open Arm	PA Polymer Arm	S Silver Metallic
		H High Back Lounge	1+ One-Seat Wide	B1+ One-Seat Wide Plus	S Semi Closed Arm	WA Wood Arm	N Brushed Nickel
			2 Two-Seat	B2 Two-Seat Plus	C Closed Arm	SA Solid Surface Arm	
			3 Three-Seat	B3 Three-Seat Plus			

FAERON METAL | LOUNGE

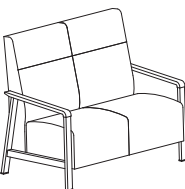
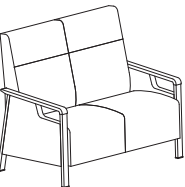


DESCRIPTION/MODEL	COM		COL		FABRIC GRADES		LEATHER				
	1	2	3	4	5	6	7	8	9		
	Two-Seat, with Open Arm, Silver Metallic FAE3-ML2OPAS		2472	2572	2674	2880	3082	3287	3491	3693	4102
	Two-Seat Plus, with Open Arm, Silver Metallic FAE3-MLB2OPAS		2548	2650	2751	2955	3160	3363	3565	3771	4179
	Two-Seat, with Open Arm, Brushed Nickel FAE3-ML2OPAN		3189	3291	3392	3596	3798	4004	4207	4411	4818
	Two-Seat Plus, with Open Arm, Brushed Nickel FAE3-MLB2OPAN		3265	3366	3469	3671	3876	4080	4282	4487	4895
	Two-Seat, with Semi Closed Arm, Silver Metallic FAE3-ML2SPAS		3008	3140	3270	3519	3772	4020	4272	4537	5008
	Two-Seat Plus, with Semi Closed Arm, Silver Metallic FAE3-MLB2SPAS		3082	3215	3346	3595	3849	4095	4349	4615	5084
	Two-Seat, with Semi Closed Arm, Brushed Nickel FAE3-ML2SPAN		3723	3856	3988	4236	4488	4736	4990	5255	5723
	Two-Seat Plus, with Semi Closed Arm, Brushed Nickel FAE3-MLB2SPAN		3798	3933	4065	4312	4566	4812	5065	5331	5800
	Two-Seat, with Closed Arm, Silver Metallic FAE3-ML2CPAS		3027	3159	3291	3538	3790	4039	4292	4557	5027
	Two-Seat Plus, with Closed Arm, Silver Metallic FAE3-MLB2CPAS		3101	3235	3367	3614	3869	4113	4368	4634	5103
	Two-Seat, with Closed Arm, Brushed Nickel FAE3-ML2CPAN		3742	3876	4007	4257	4507	4755	5009	5273	5744
	Two-Seat Plus, with Closed Arm, Brushed Nickel FAE3-MLB2CPAN		3818	3952	4084	4332	4586	4832	5084	5349	5821

ORDERING NOTES: Faeron chairs can be specified with Solid Surface Arm (SA) or Wood Arm (WA), replace “PA” in the model number with the **Arm Style** selection below and add the upcharge listed on **Page 67**. See **page 98** for color selection.

PRODUCT CODE KEY

Line	Series	Chair Type	Size		Arm Type	Arm Style	Frame
FAE Faeron	3-M Metal Lounge Seating	L Lounge	1 One-Seat	B1 One-Seat Plus	O Open Arm	PA Polymer Arm	S Silver Metallic
		H High Back Lounge	1+ One-Seat Wide	B1+ One-Seat Wide Plus	S Semi Closed Arm	WA Wood Arm	N Brushed Nickel
			2 Two-Seat	B2 Two-Seat Plus	C Closed Arm	SA Solid Surface Arm	
			3 Three-Seat	B3 Three-Seat Plus			

FAERON METAL | HIGH BACK LOUNGE

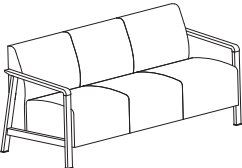
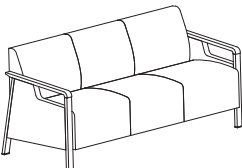
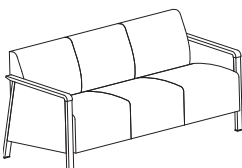
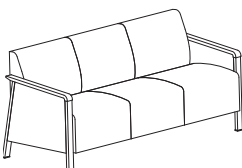
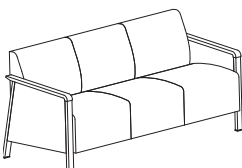
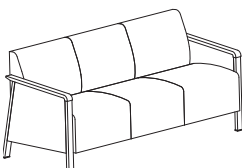
DESCRIPTION/MODEL	COM		COL		FABRIC GRADES		LEATHER			
	1	2	3	4	5	6	7	8	9	
	Two-Seat, High back, with Open Arm, Silver Metallic									
	FAE3-MH2OPAS	2631	2747	2864	3099	3334	3566	3802	4036	4504
	Two-Seat Plus, High back, with Open Arm, Silver Metallic									
	FAE3-MHB2OPAS	2709	2827	2941	3175	3409	3642	3876	4111	4579
	Two-Seat, High back, with Open Arm, Brushed Nickel									
	FAE3-MH2OPAN	3346	3465	3582	3816	4049	4284	4517	4753	5219
	Two-Seat Plus, High back, with Open Arm, Brushed Nickel									
	FAE3-MHB2OPAN	3427	3542	3657	3891	4125	4360	4593	4828	5295
	Two-Seat, High back, with Semi Closed Arm, Silver Metallic									
	FAE3-MH2SPAS	3165	3313	3461	3740	4022	4299	4584	4879	5409
	Two-Seat Plus, High back, with Semi Closed Arm, Silver Metallic									
	FAE3-MHB2SPAS	3244	3392	3537	3815	4098	4375	4659	4956	5485
	Two-Seat, High back, with Semi Closed Arm, Brushed Nickel									
	FAE3-MH2SPAN	3882	4030	4179	4457	4740	5016	5300	5596	6126
	Two-Seat Plus, High back, with Semi Closed Arm, Brushed Nickel									
	FAE3-MHB2SPAN	3960	4109	4253	4531	4815	5091	5374	5672	6202
	Two-Seat, High back, with Closed Arm, Silver Metallic									
	FAE3-MH2CPAS	3185	3334	3481	3759	4042	4318	4603	4899	5429
	Two-Seat Plus, High back, with Closed Arm, Silver Metallic									
	FAE3-MHB2CPAS	3263	3411	3557	3833	4117	4394	4678	4973	5504
	Two-Seat, High back, with Closed Arm, Brushed Nickel									
	FAE3-MH2CPAN	3902	4049	4197	4474	4758	5035	5319	5615	6144
	Two-Seat Plus, High back, with Closed Arm, Brushed Nickel									
	FAE3-MHB2CPAN	3979	4128	4272	4551	4834	5111	5394	5691	6221

ORDERING NOTES: Faeron chairs can be specified with Solid Surface Arm (SA) or Wood Arm (WA), replace "PA" in the model number with the **Arm Style** selection below and add the upcharge listed on [Page 67](#). See [page 98](#) for color selection.

PRODUCT CODE KEY

Line	Series	Chair Type	Size		Arm Type	Arm Style	Frame
FAE	3-M	L	1	B1	O	PA	S
Faeron	Metal Lounge Seating	Lounge	One-Seat	One-Seat Plus	Open Arm	Polymer Arm	Silver Metallic
		H	1+	B1+	S	WA	N
		High Back Lounge	One-Seat Wide	One-Seat Wide Plus	Semi Closed Arm	Wood Arm	Brushed Nickel
			2	B2	C	SA	
			Two-Seat	Two-Seat Plus	Closed Arm	Solid Surface Arm	
			3	B3			
			Three-Seat	Three-Seat Plus			

FAERON METAL | LOUNGE

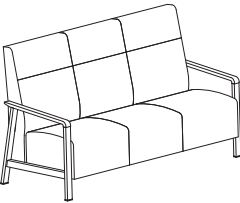
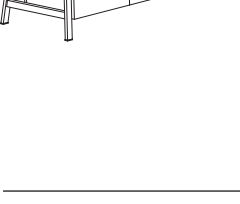
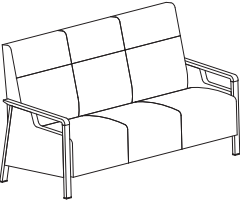
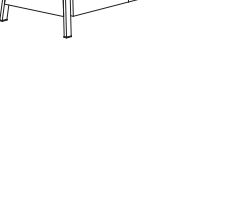

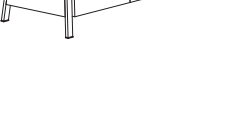
DESCRIPTION/MODEL	COM		COL		FABRIC GRADES			LEATHER	
	1	2	3	4	5	6	7	8	9
	Three-Seat, with Open Arm, Silver Metallic								
	FAE3-ML3OPAS	3194	3357	3408	3846	4172	4498	4823	5150 5802
	Three-Seat Plus, with Open Arm, Silver Metallic								
	FAE3-MLB3OPAS	3327	3491	3654	3979	4306	4631	4957	5283 5935
	Three-Seat, with Open Arm, Brushed Nickel								
	FAE3-ML3OPAN	3911	4072	4124	4562	4888	5215	5541	5868 6519
	Three-Seat Plus, with Open Arm, Brushed Nickel								
	FAE3-MLB3OPAN	4044	4207	4371	4696	5022	5347	5674	6000 6652
	Three-Seat, with Semi Closed Arm, Silver Metallic								
	FAE3-ML3SPAS	3730	3921	4004	4486	4862	5231	5607	5993 6708
	Three-Seat Plus, with Semi Closed Arm, Silver Metallic								
	FAE3-MLB3SPAS	3862	4057	4249	4618	4994	5363	5739	6126 6840
	Three-Seat, with Semi Closed Arm, Brushed Nickel								
	FAE3-ML3SPAN	4445	4639	4720	5204	5579	5946	6322	6712 7423
	Three-Seat Plus, with Semi Closed Arm, Brushed Nickel								
	FAE3-MLB3SPAN	4579	4773	4967	5337	5712	6080	6455	6843 7556
	Three-Seat, with Closed Arm, Silver Metallic								
	FAE3-ML3CPAS	3748	3941	4022	4506	4882	5248	5625	6014 6728
	Three-Seat Plus, with Closed Arm, Silver Metallic								
	FAE3-MLB3CPAS	3881	4077	4269	4638	5013	5383	5758	6146 6859
	Three-Seat, with Closed Arm, Brushed Nickel								
	FAE3-ML3CPAN	4465	4659	4740	5221	5597	5966	6342	6731 7443
	Three-Seat Plus, with Closed Arm, Brushed Nickel								
	FAE3-MLB3CPAN	4596	4793	4987	5355	5733	6098	6475	6863 7577

ORDERING NOTES: Faeron chairs can be specified with Solid Surface Arm (SA) or Wood Arm (WA), replace “PA” in the model number with the **Arm Style** selection below and add the upcharge listed on [Page 67](#). See [page 98](#) for color selection.

PRODUCT CODE KEY

Line	Series	Chair Type	Size		Arm Type	Arm Style	Frame
FAE	3-M	L	1	B1	O	PA	S
Faeron	Metal Lounge Seating	Lounge	One-Seat	One-Seat Plus	Open Arm	Polymer Arm	Silver Metallic
		H	1+	B1+	S	WA	N
		High Back Lounge	One-Seat Wide	One-Seat Wide Plus	Semi Closed Arm	Wood Arm	Brushed Nickel
			2	B2	C	SA	
			Two-Seat	Two-Seat Plus	Closed Arm	Solid Surface Arm	
			3	B3			
			Three-Seat	Three-Seat Plus			

FAERON METAL | HIGH BACK LOUNGE

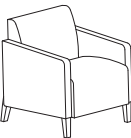
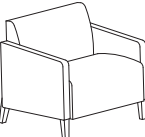
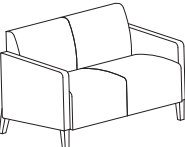
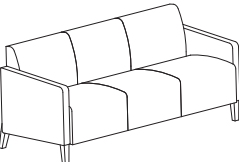
DESCRIPTION/MODEL	COM	2	COL	4	FABRIC GRADES		6	7	LEATHER	8	9
	1				5						
	Three-Seat, High back, with Open Arm, Silver Metallic										
	FAE3-MH3OPAS	3415	3609	3803	4189	4574	4962	5347	5735	6507	
	Three-Seat Plus, High back, with Open Arm, Silver Metallic										
	FAE3-MHB3OPAS	3550	3741	3936	4321	4708	5094	5481	5867	6640	
	Three-Seat, High back, with Open Arm, Brushed Nickel										
	FAE3-MH3OPAN	4133	4327	4518	4905	5293	5678	6064	6452	7222	
	Three-Seat Plus, High back, with Open Arm, Brushed Nickel										
	FAE3-MHB3OPAN	4266	4459	4653	5037	5424	5811	6197	6583	7356	
	Three-Seat, High back, with Semi Closed Arm, Silver Metallic										
	FAE3-MH3SPAS	3952	4176	4398	4830	5264	5694	6129	6579	7413	
	Three-Seat Plus, High back, with Semi Closed Arm, Silver Metallic										
	FAE3-MHB3SPAS	4084	4308	4532	4962	5395	5827	6262	6710	7544	
	Three-Seat, High back, with Semi Closed Arm, Brushed Nickel										
	FAE3-MH3SPAN	4667	4891	5115	5545	5982	6410	6847	7295	8130	
	Three-Seat Plus, High back, with Semi Closed Arm, Brushed Nickel										
	FAE3-MHB3SPAN	4799	5023	5248	5678	6114	6542	6980	7427	8262	
	Three-Seat, High back, with Closed Arm, Silver Metallic										
	FAE3-MH3CPAS	3970	4194	4417	4846	5284	5713	6148	6598	7432	
	Three-Seat Plus, High back, with Closed Arm, Silver Metallic										
	FAE3-MHB3CPAS	4103	4327	4551	4980	5416	5845	6282	6730	7565	
	Three-Seat, High back, with Closed Arm, Brushed Nickel										
	FAE3-MH3CPAN	4686	4911	5135	5563	6002	6431	6865	7314	8148	
	Three-Seat Plus, High back, with Closed Arm, Brushed Nickel										
	FAE3-MHB3CPAN	4819	5043	5269	5697	6134	6563	6998	7445	8281	

ORDERING NOTES: Faeron chairs can be specified with Solid Surface Arm (SA) or Wood Arm (WA), replace "PA" in the model number with the **Arm Style** selection below and add the upcharge listed on [Page 67](#). See [page 98](#) for color selection.

PRODUCT CODE KEY

Line	Series	Chair Type	Size		Arm Type	Arm Style	Frame
<div>FAE</div> <div>Faeron</div>	<div>3-M</div> <div>Metal</div> <div>Lounge Seating</div>	<div>L</div> <div>Lounge</div>	<div>1</div> <div>One-Seat</div>	<div>B1</div> <div>One-Seat Plus</div>	<div>O</div> <div>Open Arm</div>	<div>PA</div> <div>Polymer Arm</div>	<div>S</div> <div>Silver Metallic</div>
		<div>H</div> <div>High Back Lounge</div>	<div>1+</div> <div>One-Seat Wide</div>	<div>B1+</div> <div>One-Seat Wide Plus</div>	<div>S</div> <div>Semi Closed Arm</div>	<div>WA</div> <div>Wood Arm</div>	<div>N</div> <div>Brushed Nickel</div>
			<div>2</div> <div>Two-Seat</div>	<div>B2</div> <div>Two-Seat Plus</div>	<div>C</div> <div>Closed Arm</div>	<div>SA</div> <div>Solid Surface Arm</div>	
			<div>3</div> <div>Three-Seat</div>	<div>B3</div> <div>Three-Seat Plus</div>			

FAERON UPHOLSTERED | LOUNGE





DESCRIPTION/MODEL	COM 1	2	COL 3	4	FABRIC GRADES 5	6	7	LEATHER 8	9
	One-Seat Upholstered Arm Lounge, No Arm Cap, Beech Wood leg								
	FAE3-UL1NCW	2610	2764	2917	3224	3534	3843	4149	4458
	One-Seat Plus Upholstered Arm Lounge, No arm cap, Wood leg								
	FAE3-ULB1NCW	2678	2831	2986	3293	3603	3909	4217	4527
	One-Seat Wide Upholstered Arm Lounge, No arm cap, Wood leg								
	FAE3-UL1+NCW	2798	2978	3159	3516	3876	4236	4593	4953
	One-Seat Wide Plus Upholstered Arm Lounge, No arm cap, Wood leg								
	FAE3-ULB1+NCW	2872	3053	3232	3591	3950	4310	4668	5028
	Two-seat Upholstered Arm Lounge, No arm cap, Wood leg								
	FAE3-UL2NCW	3346	3536	3727	4105	4484	4864	5243	5622
	Two-seat Plus Upholstered Arm Lounge, No arm cap, Wood leg								
	FAE3-ULB2NCW	3428	3617	3806	4185	4564	4944	5323	5703
	Three-seat Upholstered Arm Lounge, No arm cap, Wood leg								
	FAE3-UL3NCW	4105	4360	4614	5121	5630	6136	6644	7152
	Three-seat Plus Upholstered Arm Lounge, No arm cap, Wood leg								
	FAE3-ULB3NCW	4245	4500	4754	5260	5767	6276	6784	7290

ORDERING NOTES: Faeron upholstered chairs can be specified with Urethane Arm Caps (UC), Solid Surface Arm Caps (SC) , or Wood Arm Caps (WC), replace “NC” in the model number with the **Arm Style** selection below and add the upcharge listed on **Page 58**. To specify the Metal Leg option below, replace “W” in the above model number with “S” for Silver Metallic or “N” for Brushed Nickel. See **page 98** for color selection.

PRODUCT CODE KEY

Line	Series	Chair Type	Size		Arm Cap	Leg Type
FAE Faeron	3-U Upholstered Arm Lounge Seating	L Lounge	1 One-Seat	B1 One-Seat Plus	NC No Cap	W Beech Wood Leg
		H High Back Lounge	1+ One-Seat Wide	B1+ One-Seat Wide Plus	UC Urethane Cap	S Silver Metallic Leg
			2 Two-Seat	B2 Two-Seat Plus	SC Solid Surface Cap	N Brushed Nickel Leg
			3 Three-Seat	B3 Three-Seat Plus	WC Wood Arm Cap	

FAERON UPHOLSTERED | HIGH BACK LOUNGE

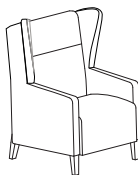



DESCRIPTION/MODEL	COM		COL		FABRIC GRADES			LEATHER	
	1	2	3	4	5	6	7	8	9
	One-Seat Upholstered Arm High Back Lounge, No Arm Cap, Wood leg								
	FAE3-UH1NCW	2833	3004	3173	3514	3852	4193	4532	4873
	One-Seat Plus, Upholstered Arm High Back Lounge, No Arm Cap, Wood leg								
	FAE3-UHB1NCW	2903	3073	3242	3581	3921	4261	4602	4942
	One-Seat Wide, Upholstered Arm High Back Lounge, No Arm Cap, Wood leg								
	FAE3-UH1+NCW	3039	3235	3430	3820	4213	4603	4994	5387
	One-Seat Wide Plus, Upholstered Arm High Back Lounge, No Arm Cap, Wood leg								
	FAE3-UHB1+NCW	3113	3308	3505	3894	4287	4678	5066	5457
	Two-seat, Upholstered Arm High Back Lounge, No Arm Cap, Wood leg								
	FAE3-UH2NCW	3515	3720	3927	4337	4748	5159	5569	5980
	Two-seat Plus, Upholstered Arm High Back Lounge, No Arm Cap, Wood leg								
	FAE3-UHB2NCW	3595	3799	4006	4417	4828	5238	5649	6059
	Three-seat, Upholstered Arm High Back Lounge, No Arm Cap, Wood leg								
	FAE3-UH3NCW	4338	4623	4908	5481	6052	6623	7192	7764
	Three-seat Plus, Upholstered Arm High Back Lounge, No Arm Cap, Wood leg								
	FAE3-UHB3NCW	4478	4763	5050	5619	6190	6762	7333	7905

ORDERING NOTES: Faeron upholstered chairs can be specified with Urethane Arm Caps (UC), Solid Surface Arm Caps (SC), or Wood Arm Caps (WC), replace “NC” in the model number with the **Arm Style** selection below and add the upcharge listed on **Page 58**. To specify the Metal Leg option below, replace “W” in the above model number with “S” for Silver Metallic or “N” for Brushed Nickel. See **page 98** for color selection.

PRODUCT CODE KEY

Line	Series	Chair Type	Size		Arm Style	Leg Type
FAE	3-U	L	1	B1	NC	W
Faeron	Upholstered Arm Lounge Seating	Lounge	One-Seat	One-Seat Plus	No Cap	Beech Wood Leg
		H	1+	B1+	UC	S
		High Back Lounge	One-Seat Wide	One-Seat Wide Plus	Urethane Cap	Silver Metallic
			2	B2	SC	N
			Two-Seat	Two-Seat Plus	Solid Surface Cap	Brushed Nickel
			3	B3	WC	
			Three-Seat	Three-Seat Plus	Wood Arm Cap	

FAERON UPHOLSTERED | WINGBACK LOUNGE

DESCRIPTION/MODEL	COM 1	2	COL 3	4	FABRIC GRADES 5	6	7	LEATHER 8	9
	One-Seat Upholstered Arm Wingback, No Arm Cap, Wood leg								
	FAE3-UW1NCW	3232	3402	3568	3909	4249	4589	4929	5269
	One-Seat Plus Upholstered Arm Wingback, No Arm Cap, Wood leg								
	FAE3-UWB1NCW	3298	3469	3638	3979	4317	4658	4996	5338
	One-Seat Wide Upholstered Arm Wingback, No Arm Cap, Wood leg								
	FAE3-UW1+NCW	3434	3631	3827	4217	4609	5000	5391	5782
	One-Seat Wide Plus Upholstered Arm Wingback, No Arm Cap, Wood leg								
	FAE3-UWB1+NCW	3510	3706	3899	4291	4683	5072	5465	5856
	Two-seat Upholstered Arm Wingback, No Arm Cap, Wood leg								
	FAE3-UW2NCW	3910	4116	4321	4733	5143	5556	5966	6377
	Two-seat Plus Upholstered Arm Wingback, No Arm Cap, Wood leg								
	FAE3-UWB2NCW	3991	4196	4401	4813	5223	5635	6046	6456
	Three-seat Upholstered Arm Wingback, No Arm Cap, Wood leg								
	FAE3-UW3NCW	4735	5021	5306	5876	6448	7019	7591	8160
	Three-seat Plus Upholstered Arm Wingback, No Arm Cap, Wood leg								
	FAE3-UWB3NCW	4874	5160	5444	6016	6586	7158	7730	8300

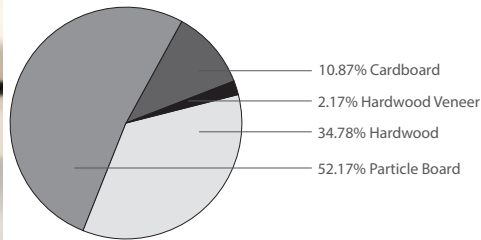
ORDERING NOTES: Faeron upholstered chairs can be specified with Solid Surface Arm Caps (SC), Wood Arm Caps (WC), or Urethane Arm Caps replace “NC” in the model number with the **Arm Style** selection below and add the upcharge listed on [Page 58](#). To specify the Metal Leg option below, replace “W” in the above model number with “S” for Silver Metallic or “N” for Brushed Nickel. See [page 98](#) for color selection.

PRODUCT CODE KEY

Line	Series	Chair Type	Size		Arm Cap	Leg Type
F AE	3-U	W	1	B1	NC	W
Faeron	Upholstered Arm Lounge Seating	Wingback	One-Seat	One-Seat Plus	No Cap	Beech Wood Leg
			1+	B1+	UC	S
			One-Seat Wide	One-Seat Wide Plus	Urethane Cap	Silver Metallic
			2	B2	WC	N
			Two-Seat	Two-Seat Plus	Wood Arm Cap	Brushed Nickel
			3	B3	SC	
			Three-Seat	Three-Seat Plus	Solid Surface Cap	

LEED CI CREDITS

MATERIAL CONTENT:



PRE-CONSUMER
RECYCLED CONTENT = 54.89%

POST-CONSUMER
RECYCLED CONTENT = 10.33%

Up to 10.87% of this Faeron product is recyclable at the end of its useful life.

CONTRIBUTES TO

CREDIT	CONTRIBUTES TO	POINTS
CREDIT 2.1 - 2.2	Construction Waste Management	1-2 point(s)
CREDIT 3.3	Resource Reuse	1 point
CREDIT 4.1	Recycled Content	1 point
CREDIT 4.2	Recycled Content	1 point
CREDIT 4.5	Low Emitting Materials, Systems & Seating	1 point
CREDIT 5.1	Regional Materials*	1 point
CREDIT 7	Certified Wood (MUST BE REQUESTED)	1 point(s)

*This credit is only applicable if in total 20% of the combined value of the procurement of construction materials and in the furniture are manufactured within a radius of 500 miles. This credit will apply if the installation of the finished product occurs within 500 miles of Kitchener, Ontario.

level® CERTIFICATION, AIR EMISSIONS AND FSC® CERTIFICATION



level® CERTIFICATION

BIFMA's e3 Furniture Sustainability Standard is a voluntary, multi-attribute standard that measures the degree of sustainability of furniture. This standard evaluates product and company environmental attributes and compliance systems in a wide range of elements which include Materials, Energy & Atmosphere, Human & Ecosystem Health and Social Responsibility. Faeron products have earned level®, BIFMA's sustainability certification program for furniture, certification through third-party verification against the e3 standard.

AIR-EMISSIONS

All Faeron products are supplied with air-emissions certified. Contact customer service for information.



FSC®

In 2005, Krug received Forest Stewardship Council® (FSC®) Chain-of-Custody certification for our manufacturing facilities. The FSC® Chain-of-Custody tracks certified wood from seedling to final sale. It verifies that the material for our FSC® certified products only come from well-managed, FSC®-certified forests and other controlled sources. FSC® is dedicated to the promotion of responsible forest management worldwide helping to take care of forests for future generations. Faeron and other Krug products can be specified with FSC® Certification. Contact customer service for further information, pricing and lead times.



Architects, designers, and building professionals can specify FSC®-certified products in order to achieve a point from the U.S. Green Building Council's Leadership in Energy and Environmental Design (LEED) Rating System.

FAERON WOOD | LINKING TABLES FEATURES

WOOD SPECIES

Solid Beech frames, and edges.
Veneer tops.

LAMINATE AND POLYMER EDGE

Faeron tables are available in laminates with
with Polymer edge.

See **Page 97** for laminate information.

STANDARD FINISHES

For a complete list of standard wood finishes,
please see **Page 97**. Faeron tables are avail-
able in 22 standard finishes.

ORDERING NOTES:

Linking tables can be ordered in conjunction with any of the Krug Multiple Seating. Linking tables are connected to the Multiple Seating via U-Shaped brackets.

The design of the tables for Faeron Multiple Seating allows for any table to be very easily added or moved to a new position within the configuration - or completely replaced - after the product has been first installed. The attachment of the tables is designed so that they can be readily be taken out of the configuration without any defacing of the adjoining seat frames.

Linking Tables also feature a universal, non-handed design:

They can be moved to reverse position in almost any configuration, providing a high level of flexibility for reconfiguring.

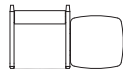
Please note Faeron Laminate Linking Tables are not available on *KrugExpress*.

Wood Tops with Wood Edges are available on *KrugExpress* but with a minimum order requirement of 5 tables per order.

A drawing showing the configuration of the multiple seating and tables is required with each purchase order.

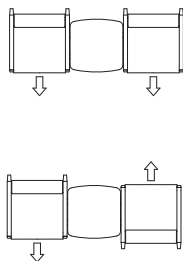
Linked Table - End

FAE4-LKE-22-22



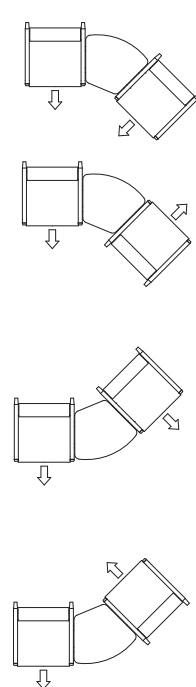
Linked Table -Center

FAE4-LKI-22-22



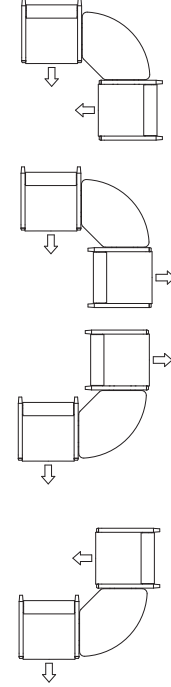
Linked Table -
Corner/Flat 45

FAE4-LCRF45



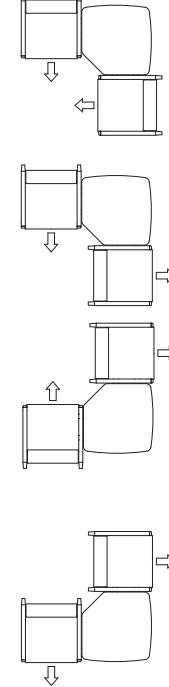
Linked Table -
Corner/Flat 90

FAE4-LKCRF90


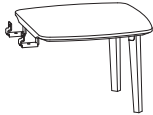





Linked Table -
Corner Square Flat

FAE4-LKCSF90



FAERON WOOD | LINKING TABLES

DESCRIPTION/MODEL	Beech	Laminate with Polymer Edge	Solid Surface top Grade A - White	Solid Surface top Grade A - Color	Solid Surface top Grade B	Solid Surface top Grade C
 Center Square Table FAE4-LKI-22-22	677	470	806	849	937	1001
 End Square Table FAE4-LKE-22-22	863	620	992	1039	1136	1199
 Linking Curved Corner Table 45° FAE4-LKCRF45	751	493	990	1042	1143	1215
 Linking Curved Corner Table 90° FAE4-LKCRF90	931	654	1171	1241	1380	1477
 Linking Square Corner Table 90° FAE4-LKCSF90	1017	710	1290	1360	1503	1598

See **page 98** for color selection.

DIMENSIONS

Model	Width	Depth	Height	Shipping Weight	Cubes
Center Square Table FAE4-LKI-22-22	22	22	-	23	1.5
End Square Table FAE4-LKE-22-22	22	22	16	34	1.5
Linking Curved Corner Table 45° FAE4-LKCRF45	28	24	16	27	2.2
Linking Curved Corner Table 90° FAE4-LKCRF90	38	24	16	32	2.2
Linking Square Corner Table 90° FAE4-LKCSF90	30	30	16	42	2.2

FAERON WOOD | FREE STANDING TABLES

WOOD SPECIES


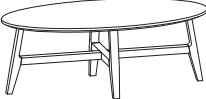

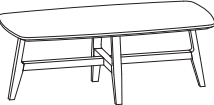
Solid Beech frames, and edges.
Veneer tops.

LAMINATE AND POLYMER EDGE

Faeron tables are available in laminates with wood or laminates with Polymer edge.
See [Page 97](#) for color selection.

STANDARD FINISHES

For a complete list of standard wood finishes, please see [Page 97](#). Faeron tables are available in 22 standard finishes.

DESCRIPTION/MODEL		Beech	Laminate with Polymer Edge	Solid Surface top Grade A - White	Solid Surface top Grade A - Color	Solid Surface top Grade B	Solid Surface top Grade C
	Round Tables						
	FAE4-22D-21	1246	928	1833	1960	2070	2271
	FAE4-30D-16	1402	1038	2131	2279	2479	2769
	FAE4-44D-16	2574	1880	3762	4024	4391	4915
	Elliptical						
	FAE4-E44-22-16	1603	1169	2359	2524	2748	3077
	Square Tables						
	FAE4-22-22-21	1232	916	1748	1870	1989	2191
	FAE4-30-30-16	1429	1060	2147	2298	2538	2867
	FAE4-44-44-16	2628	1918	3839	4108	4480	5016
	Rectangular Table						
	FAE4-44-22-16	1622	1184	2369	2536	2765	3096

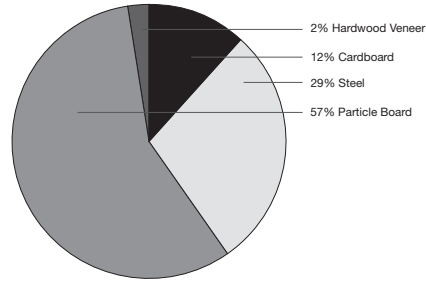
DIMENSIONS

Model	Width	Depth	Height	Shipping Weight	Cubes
Round Tables					
FAE4-22D-21	22" Diameter		21	22	8
FAE4-30D-16	30" Diameter		16	35	11
FAE4-44D-16	40" Diameter		16	45	14
Elliptical					
FAE4-E44-22-16	44	22	16	65	21
Square Tables					
FAE4-22-22-21	22	22	21	34	8
FAE4-30-30-16	30	30	16	42	11
FAE4-44-44-16	44	44	16	47	12
Rectangular Table					
FAE4-44-22-16	44	22	16	55	12

LEED CI CREDITS



MATERIAL CONTENT:



PRE-CONSUMER
RECYCLED CONTENT = 67.26%

POST-CONSUMER
RECYCLED CONTENT = 17.02%

Up to 40.48% of this Faeron Metal product is recyclable at the end of its useful life.

CONTRIBUTES TO

CREDIT 2.1 - 2.2	Construction Waste Management	1-2 point(s)
CREDIT 3.3	Resource Reuse	1 point
CREDIT 4.1	Recycled Content	1 point
CREDIT 4.2	Recycled Content	1 point
CREDIT 4.5	Low Emitting Materials, Systems & Seating	1 point
CREDIT 5.1	Regional Materials*	1 point
CREDIT 7	Certified Wood (MUST BE REQUESTED)	1 point(s)

*This credit is only applicable if in total 20% of the combined value of the procurement of construction materials and in the furniture are manufactured within a radius of 500 miles. This credit will apply if the installation of the finished product occurs within 500 miles of Kitchener, Ontario.

level® CERTIFICATION, AIR EMISSIONS AND FSC® CERTIFICATION



level® CERTIFICATION

BIFMA's e3 Furniture Sustainability Standard is a voluntary, multi-attribute standard that measures the degree of sustainability of furniture. This standard evaluates product and company environmental attributes and compliance systems in a wide range of elements which include Materials, Energy & Atmosphere, Human & Ecosystem Health and Social Responsibility. Faeron products have earned level®, BIFMA's sustainability certification program for furniture, certification through third-party verification against the e3 standard.

AIR-EMISSIONS

All Faeron products are supplied with air-emissions certified. Contact customer service for information.



FSC®

In 2005, Krug received Forest Stewardship Council® (FSC®) Chain-of-Custody certification for our manufacturing facilities. The FSC® Chain-of-Custody tracks certified wood from seedling to final sale. It verifies that the material for our FSC® certified products only come from well-managed, FSC®-certified forests and other controlled sources. FSC® is dedicated to the promotion of responsible forest management worldwide helping to take care of forests for future generations. Faeron and other Krug products can be specified with FSC® Certification. Contact customer service for further information, pricing and lead times.



Architects, designers, and building professionals can specify FSC®-certified products in order to achieve a point from the U.S. Green Building Council's Leadership in Energy and Environmental Design (LEED) Rating System.

FAERON METAL | FREE STANDING TABLES

FRAME FINISH

Faeron Metal table frames are available in Krug Sliver Metallic or Brushed Nickel.

METAL FINISH OPTIONS

Silver Metallic frames are available with an anti-microbial finish for an upcharge of **\$64 list** per arm frame pair or table. Additional Frame Finishes, which include anti-microbial finish, are available for an upcharge of **\$64 list** per


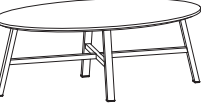

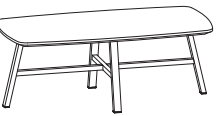
per arm frame pair or table. Available colors are: White, Parchment, Sand, Taupe, Warm Grey, Cool Grey or Black. For all metal finishes other than Silver Metallic Standard, there is a minimum order quantity of 30 units per color. Upcharges for order quantities less than 30 units per color or custom metal finishes, please contact Customer Service to obtain a quote.

STANDARD FINISHES

For a complete list of standard wood finishes, please see **Page 97**. Faeron tables are available in 22 standard finishes.

LAMINATE AND POLYMER EDGE


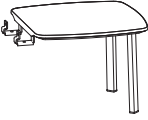


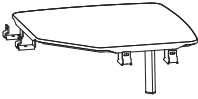
Faeron tables are available in laminates with wood or laminates with Polymer edge. See **Page 97** for color selection.

DESCRIPTION/MODEL		Beech	Laminate with Polymer Edge	Solid Surface top Grade A - White	Solid Surface top Grade A - Color	Solid Surface top Grade B	Solid Surface top Grade C
	Round Tables, Silver Metallic Frame						
	FAE4-M22D-21S	1132	810	1716	1845	1956	2157
	FAE4-M30D-16S	1223	859	1953	2100	2298	2592
	FAE4-M44D-16S	2302	1609	3490	3753	4117	4643
	Round Tables, Brushed Nickel Frame						
	FAE4-M22D-21N	1294	974	1879	2007	2117	2318
	FAE4-M30D-16N	1386	1021	2113	2263	2461	2754
	FAE4-M44D-16N	2659	1965	3846	4110	4473	5000
	Elliptical, Silver Metallic Frame						
	FAE4-ME44-22-16S	1374	939	2130	2295	2520	2848
	Elliptical, Brushed Nickel Frame						
	FAE4-ME44-22-16N	1697	1265	2452	2616	2844	3172
	Square Tables, Silver Metallic Frame						
	FAE4-M22-22-21S	1118	803	1634	1755	1872	2076
	FAE4-M30-30-16S	1249	882	1967	2119	2359	2688
	FAE4-M44-44-16S	2356	1645	3565	3836	4207	4743
	Square Tables, Brushed Nickel Frame						
	FAE4-M22-22-21N	1282	962	1795	1918	2035	2238
	FAE4-M30-30-16N	1412	1042	2131	2281	2522	2849
	FAE4-M44-44-16N	2713	2003	3922	4192	4564	5099
	Rectangular Table, Silver Metallic Frame						
	FAE4-M44-22-16S	1393	955	2140	2306	2535	2867
	Rectangular Table, Brushed Nickel Frame						
	FAE4-M44-22-16N	1716	1279	2463	2630	2859	3190

DIMENSIONS

Model	Width	Depth	Height	Shipping Weight	Cubes
Round Tables					
FAE4-M22D-21	22" Diameter		21	30	8
FAE4-M30D-16	30" Diameter		16	42	11
FAE4-M44D-16	44" Diameter		16	72	21
Elliptical					
FAE4-ME44-22-16	44	22	16	42	12
Square Tables					
FAE4-M22-22-21	22	22	21	32	8
FAE4-M30-30-16	30	30	16	47	11
FAE4-M44-44-16	44	44	16	83	21
Rectangular Table					
FAE4-M44-22-16	44	22	16	47	12

FAERON METAL | LINKING TABLES

DESCRIPTION/MODEL	Beech	Laminate with Polymer Edge	Solid Surface top Grade A - White	Solid Surface top Grade A - Color	Solid Surface top Grade B	Solid Surface top Grade C
 Center Square Table FAE4-LKI-22-22	676	469	805	849	937	999
 End Square Table, Silver Metallic Frame FAE4-MLKE-22-22S	805	561	934	982	1076	1140
End Square Table, Brushed Nickel Frame FAE4-MLKE-22-22N	849	605	978	1026	1119	1185
 Linking Curved Corner Table 45° FAE4-LKCRF45	751	493	990	1042	1143	1214
 Linking Curved Corner Table 90° FAE4-LKCRF90	931	654	1170	1241	1379	1474
 Linking Square Corner Table 90°, Silver Metallic Frame FAE4-MLKCSF90S	987	679	1258	1330	1471	1568
Linking Square Corner Table 90°, Brushed Nickel Frame FAE4-MLKCSF90N	1232	703	1283	1354	1494	1590

See **Page 97** for color selection.

DIMENSIONS

Model	Width	Depth	Height	Shipping Weight	Cubes
Center Square Table FAE4-LKI-22-22	22	22	-	23	1.5
End Square Table FAE4-MLKE-22-22	22	22	16	39	1.5
Linking Curved Corner Table 45° FAE4-LKCRF45	28	24	16	27	2.2
Linking Curved Corner Table 90° FAE4-LKCRF90	38	24	16	32	2.2
Linking Square Corner Table 90° FAE4-MLKCSF90	30	30	16	45	2.2

GENERAL INFORMATION

Terms and Conditions

Net 30 days on approved credit. A late payment charge of 1% per month will be applied on overdue invoices. This charge will be pro-rated to the number of days past 30 days that the invoice is overdue. All applicable sales taxes are extra. Distribution of this price list does not in itself constitute an offer to sell. Orders can be received only from authorized Krug dealers. Acceptance of any order and terms of sale may be established at the discretion of Krug. Deposits are required on orders received from new accounts as well as on large or special orders. Krug reserves the right to discontinue designs, or to change designs, construction, prices, or materials without notice.

Contact Information

Phone: 1.888.578.KRUG (5784) | Fax: 1.519.748.5177

Purchase Order Fax: 1.888.236.4783

Purchase Order E-mail: orders@krug.ca

Web: www.krug.ca E-mail: solutions@krug.ca

Customer Service Hours

Please note customer service hours are:

8:30 am to 5:00 pm est

Customer Satisfaction

It is the primary goal of Krug and our staff to ensure the complete satisfaction of our customers with our products and performance. If a problem arises with a Krug product after the expiration of the limited warranty period, Krug will exercise its best efforts to achieve the satisfaction of the customer in a manner that is fair to all concerned.

Order Acknowledgments

Each order will be acknowledged via e-mail or fax. This acknowledgment is the final agreement between Krug and the customer, superseding all previous communications regarding the purchase order. Where there is a discrepancy on a purchase order between a product code and a description, Krug will make every effort to resolve the discrepancy, but will be ruled by the product code ordered. Please check all acknowledgments for accuracy, and advise Krug of any discrepancies with a purchase order.

Order Cancellation

Krug reserves the right to not accept or allow cancellation of orders. All products are manufactured on a custom-made, make-to-order basis, and the purchasing, engineering and production of orders begins shortly after order placement - and the customer purchase order is a contract that authorizes Krug to manufacture the products. Acceptance of order cancellation (or partial cancellation) is solely at the discretion of Krug, and is dependent on the extent to which engineering, purchasing and manufacturing has been initiated by the time cancellation is requested. No order cancellations (partial or otherwise) are allowable more than 4 weeks from date of order placement (as order production is unable to be terminated by that point), and full payment of the acknowledged order value is required for any orders cancelled after 4 weeks. Cancellations may be allowable in less than 4 weeks after order placement, depending on the extent to which manufacturing has been initiated. An acceptance of order cancellation requires that the purchaser agrees to make payment for all costs incurred to the point of acceptance of cancellation. Cancellation charges include all costs for purchase of dedicated material and components, engineering costs for non-standard products, and all costs for manufacturing completed to that point, as well as a \$367 net charge for processing of the original order and for processing of cancellation invoicing.

Pricing

Krug endeavors to ensure that all prices in this price list reflect accurately our current prices. However, errors do occur and will be rectified through notices to the field. Krug reserves the right to acknowledge pricing that may be different from the price list.

Storage Charges

Krug reserves the right to assess a nominal storage charge if a customer does not accept shipment of an order within a week of the ship date.

Warranty

Krug warrants the construction and the finish of all our products to be free from defects in materials and workmanship for the lifetime of their use. This warranty is applicable to products in use by their original purchaser. This warranty does not apply to components not manufactured by Krug including textiles, which are subject to the specific warranties of those manufacturers, if any. Textiles (fabric, leather, vinyl, or any other covering material) suppliers do not guarantee their products for durability and color fastness, and nor does Krug. Casters, mechanical and electrical components have a warranty of five years from the date of purchase. The Krug warranty does not apply to COM-specified materials, damage caused by a carrier other than Krug, or variation in wood finishes due to natural wood color variation. Krug cannot be held responsible for variations in fabric dye lots from order to order. All fabric is carefully inspected when it is received, but a degree of variation in color should be expected. Repairs or replacement of any defect covered under this warranty by Krug will be made, at our option and method, at no charge to the original purchaser during the warranty period. Krug's judgement is final and binding with respect to the nature or cause of defects or damage, and the necessity or manner of repair or replacement.

This warranty does not apply to defects or damage resulting from:

- normal wear and tear occurring with the use of the product
- negligence, misuse, excessive use, alteration, improper cleaning or repair
- substitution or use of incorrect or unauthorized components or material
- handling or installation that is incorrect, or that causes damage or defect
- damage incurred by a freight carrier other than Krug
- wearing of finishes and fabrics, and normal variations in materials (including dye lot variations)
- properties of natural materials, including wood and leather
- exposure to environments with uncontrolled temperature and humidity (products must be transported, stored and used in climate-controlled conditions)

Note, specific warranties for components and materials not manufactured by Krug:

Jordan Sleepers Heavy-Duty Mechanism, made with heavy gauge steel and minimal moving parts - is backed by a 5-year warranty on the mechanism itself, in addition to the lifetime warranty on the rest of the product. If it does become damaged or degraded, the mechanism can be field-replaced.

Juno and Trevisa Overbed Tables have a 2-year warranty.

Blanket Wrapping

Krug will blanket wrap larger seating orders at customer's request. Please indicate on your purchase order and contact Customer Service.

Export Packaging

Krug is pleased to provide the option for export packaging on all our products, to provide additional protection from damage. For shipments overseas, a quote for export packaging can be provided, based on the products to be ordered and the delivery destination - please contact Customer Service or Bids & Specification Support for more information and a quotation. KRUG is not responsible for shipment damage occurring on overseas shipments

Export Packaging is STRONGLY RECOMMENDED for:

- (A) all shipments outside of the lower 48 states and Canada.
- (B) all shipments that will be held in storage for an extended period prior to installation.

Important: Please note that Krug will not be responsible for damage claims on product shipped or stored in the above conditions but where export packaging has not been utilized.

Dimensions

Dimensions are in inches and approximate, and subject to change without notice. Contact Customer Service if dimensions are critical.

Freight Terms and Conditions

1. All product is shipped FOB the Krug factory. Freight is either pre-paid to the destination or not pre-paid, depending on established customer specific freight terms.

2. Docks at the selected delivery location must be equipped to handle a 53' trailer. If a dock is inadequate for delivery by Krug, Krug will re-deliver to another local location and any additional costs will be charged to the customer.

3. For all deliveries, it is understood that Krug or its agent is making a dock delivery only (equipped to handle a 53' trailer), and any further work of truck unloading, delivery beyond the dock, installation, and removal of packaging is not authorized or paid for by Krug.

4. Drop shipments to the installation site, and timed deliveries, are available on larger shipments (full truckloads or slightly less) at no additional charge. Drop shipments or timed deliveries for smaller shipments may not be available, or if available will require a surcharge. Deliveries on an after hours basis, or on weekends, or any other special requirements, may be subject to a surcharge. Location and contact information, and the requested time of delivery, is required at least one week prior to the acknowledged shipment date. If this information is not provided one week in advance, or if the location or time of the drop shipment is changed less than one week in advance, a surcharge may be applied, and/or the drop shipment may not be scheduled. For deliveries requested Monday to Thursday after 5:00 pm, please apply a surcharge of \$262/shipment. For deliveries requested Monday to Friday before 7:00 am, please apply a surcharge of \$262/shipment. For deliveries requested Friday (after 3:00 pm) or weekends, please apply a surcharge of \$525/shipment. (local times).

5. For all deliveries - whether to the Customer location or drop shipment - any circumstances that result in the delay of our carrier (including unsuitable receiving facilities, or facilities not open or available), service charges will be applied at the rate of \$125/hour. Where re-delivery is necessary because of these circumstances, the full cost of re-delivery will be charged. If Less Than Truck Load is delivering, one hour is allocated to unload. Any additional time required to unload after the first hour is \$125/hour. If a Truck Load is delivering the order, three hours is allocated to unload. Any additional time required to unload is \$125/hour. Direct deliveries to site for large orders are possible, (must exceed \$60,000 net), and accommodate 48 - 53' trailers. Krug is responsible for delivery to the approved delivery address. If an address change is required, this must be authorized by Krug 5 business days prior to ship date. Any additional delivery costs incurred after this time will be charged to the customer.

Product Strength and Durability Testing

All Krug products have been thoroughly tested, and exceed the testing requirements of ANSI/BIFMA seating standard. Specific test results and documentation are available on request.



Installation Support

For assistance please contact Technical Support at 1-888-578-5784 x216 or e-mail installationhelp@krug.ca and you will be directed to the appropriate installation support person.

Damaged Shipments

All Krug product is well engineered, carefully inspected, and expertly loaded onto our trucks at our Distribution Center. If you receive any damaged freight, we ask that you do not refuse the shipment. Krug is not responsible for damage to goods that occurs in transit or

storage. It is the purchaser and/or receiver's responsibility to examine the goods upon receipt and to notify Krug of any damages, overages or shortages. Any discrepancies should be noted on the Bill of Lading. The delivering carrier will not accept responsibility for shortages or damages if signed "clear". Notification of concealed damage claims must be made to Krug Distribution within 5 days of delivery, along with digital pictures if available. All product and packaging must be available for inspection. Krug liability ceases after 5 business days and Krug will not be responsible for concealed damages if shipments are left unopened. Krug is not responsible for the condition of product that is stored or installed in an environment where temperature and humidity are not controlled.

Field Product Report Authorization

Krug's written authorization, in the form of an FPR number, must be obtained prior to incurring charges of any kind if Krug is expected to pay these charges. This includes authorization for returns, field repairs and replacements, post field repairs, installation and delivery charges. Krug reserves the right to have its representative inspect product related to any request for such authorizations, prior to that authorization being provided. Deductions from invoices paid for any charges to Krug, without prior written authorization in the form of an FPR, will not be accepted. Digital photographs may be required to complete the FPR process.

Returns

No merchandise may be returned without Krug's prior written consent. In the event of an authorized return, a Field Product Report (FPR) number will be issued, and a restocking charge will apply. Return transportation charges must be prepaid. Unauthorized returns will not be accepted and will be returned freight collect. All merchandise being returned must be properly packaged in its original or comparable replacement packaging to ensure protection of the product during handling and transportation. Returns on orders duplicated by the customer must be received in their original packaging to be accepted. Product being returned where Krug has authorized its liability for replacement or repair will be thoroughly inspected on its return, and the results compared to the reason for the return stated on the FPR. Any discrepancies, such as additional damage, signs of usage, missing parts, etc., will result in an adjustment to the amount of credit issued.

Custom Capabilities

Over 15% of our orders involve some type of custom work, and we invite our customers to make use of our extensive capabilities.

These include:

- 1) Dimensional customization of standard size products
- 2) Custom finishes
- 3) For larger orders, completely custom-designed products, as well as non-standard wood species can be specified.

Custom orders may require additional production lead times. Contact Engineering at the e-mail address engquotes@krug.ca.

Care and Maintenance Leather

Leather is a natural product and requires very little care during use. Most stains can be removed with a clean dry cloth. For stubborn spots and stains, use a mild non-detergent cleaner, rinse well and let air dry naturally. Do not use saddle soap, cleaning solvents, furniture polish, oils, varnish, abrasive cleaners, soaps or ammonia waters.

Fabric Upholstery

Professional upholstery cleaning is recommended.

Flammability Standards for Krug Textiles - Upholstery Program

- Passes State of California Technical Bulletin CAL 117-2013


KRUG TEXTILES - UPHOLSTERY FABRICS



Krug Textiles - Stocked Fabric Program

Grade 1

ARLO



308 MIDNIGHT



306 PETROL



908 CHARCOAL



93 SEAL



601 PEARL



84 NUTMEG



62 OATMEAL



90 LIMESTONE

FRANKLIN




47 CAMEL



3009 MIDNIGHT



67 FAWN




97 CINDER



94 METAL



909 BLACK



9004 CHARCOAL




308 PETROL




108 ORCHID


COMRADE




309 MIDNIGHT



84 TEAK



63 LINEN



24 ALPINE




905 IRON



601 SNOW



57 MARIGOLD



31 DUCK EGG

FELICITY



601 IVORY



305 SKY



603 TAUPE



93 COAL



405 HENNA



64 PUTTY



62 FAWN



36 BLUEBERRY

Krug Textiles - Stocked Fabric Program

Grade 2

GRADDY



25 CAPER




31 SKY




604 FLAX



901 CHAR



93 GRAY



34 SLATE



84 TEAK



98 NICKLE

YATES




84 BIRCH




44 CLAY



87 TAUPE



25 JUNIPER




305 INDIGO




109 CRANBERRY



803 TOAST



92 ZINC



91 SILVER



908 CHARCOAL

MCCOY



608 TUNDRA



601 CREME



908 CHARCOAL



62 COPPER



108 CORDOVAN



32 ROBIN'S EGG



94 MERCURY



84 BARK

ORIS




908 DOMINO




604 BARK



601 CREAM



306 DELFT



902 ZINC



305 MIDNIGHT



64 PUTTY



205 CHARTREUSE

KRUG TEXTILES - UPHOLSTERY FABRICS




Krug Textiles - Stocked Fabric Program

Grade 3


MORITZ



205 SPEARMINT




61 OYSTER




306 CADET




104 MULBERRY




31 AEGEAN



9008 CHARCOAL



82 CLAY



304 CAPRI

LORENZO



306 INDIGO



24 ALPINE




64 LINEN



91 FLANNEL



32 MIST



601 CREAM



106 HENNA



604 STUCCO

BISCOTTI



302 CAPRI



45 SPICE



61 DESERT



91 GRANITE

INTRIGUE



601 OYSTER



27 OLIVE



4003 OCHRE



908 CHARCOAL



3009 MIDNIGHT



805 PECAN



608 STUCCO




605 STRAW

Krug Textiles - Faux Leather Program - Grade 2



Krug Textiles - Leather Program - Grade 8

Please contact Customer Service for specific information on leathers, available colors and lead times.



Krug Textiles - Cut fabric NET price per yard

Grade 1	\$22
Grade 2	\$34
Grade 3	\$46

LATEX FREE

Krug products are made with latex-free materials to prevent the allergic reaction that latex causes in some people.

CUSTOMER'S OWN MATERIAL - C.O.M.

Customer's Own Material (COM/COL)

COM/COL must be received three weeks prior to the acknowledged ship date. Orders with COM/COL not received by the required deadline will be delayed. A description of the upholstery cover, including supplier name, pattern name, upholstery cover name and color number must be included with the purchase order.

COM/COL testing requires 3 business days and samples are to be directed to Customer Service. The customer has the option of providing the sample COM/COL before, at time of order, or once the sample COM/COL is received. If the customer does not send a sample for approval in advance of sending actual material, Krug will not be responsible for the cost of any upholstery cover or other material that it determines to be unsuitable for the product or our process.

When the COM/COL upholstery cover is received at Krug, it must be clearly identified with the upholstery cover name and color, and tagged with name of the Krug customer and purchase order number. Krug will inspect all COM/COL upholstery covers when received to determine if it will be suitable for upholstery. Where Krug feels that the upholstery cover or leather specified will compromise the quality or integrity of our products, customers will be contacted to direct these concerns. Further, Krug reserves the right to refuse to accept and use any COM upholstery covers or leathers that will compromise our products in any way that is unacceptable to Krug. Krug cannot assume responsibility for the durability or tailoring quality of customer's own material.

Yardage specified in this price guide is approximate. In the case of multiple product orders, multiply the number of items by the COM yardage specified to determine upholstery cover required, unless otherwise indicated. Additional yardage may be needed if the material is less than 54" wide, or patterned or striped and requires matching. All COMs are cut "up the roll" unless otherwise stated by the customer. All striped upholstery covers will be applied vertically unless otherwise stated by the customer and after approval by Krug. Krug will not be responsible for directional or positional problems with its application of COM material, unless it has been provided with explicit instructions by the customer. Special instructions should be sent to Krug Customer Service, including a sample (or photocopy) of the upholstery cover. Krug is not responsible for instructions sent with the upholstery cover rolls, or for the method of upholstery if no instructions have been provided.


Price increases and freight charges to COM/COL acquired on the customer's behalf will be passed onto the customer.

Application of Directional Upholstery cover

Some COM upholstery covers will be considered directional by Krug even though they are not considered directional by the supplier. All COMs are automatically cut "up the roll" unless otherwise stated by the customer (please see below).



Standard-Cut
"up the roll"



Non-Standard-Cut
across the roll "railroad"

COM/COL Shipping Procedures

For seating COM/COL upholstery covers, please send upholstery covers to:

Krug Inc.
111 Ahrens Street
Kitchener, Ontario
Canada N2H 4C2

Attention: RECEIVER

COM/COL orders cannot be scheduled into production until the upholstery cover has arrived and inspection is complete.

All packages must be clearly marked

"For Customs Clearance by Willson International Custom Brokers".

According to the North American Free Trade Agreement (NAFTA), goods shipped between the United States and Canada can qualify for exemption from all duties, or for a reduction in duties, if the goods can be proven to originate in either the United States, Canada or Mexico.

Canada Customs requires that a NAFTA Certificate of Origin and a Commercial Invoice be completed and sent with the upholstery cover shipment. The Commercial Invoice must clearly state the description of the upholstery cover, the selling price, the make-up or content, and the purchaser. The absence of these two documents will delay the shipments at the U.S./Canada border, thereby potentially delaying the customer order. If the total value of the shipment is less than \$1200 U.S., Customs will accept a Low Value Statement of Origin in place of the NAFTA Certificate of Origin. The Low Value Statement must be signed by a representative of the exporting company. This statement may either be included on the commercial invoice or attached to the invoice. Krug is happy to answer any questions or concerns about COM/COL shipping procedures and the required documents.

CAL 133 & Moisture Barrier

California Technical Bulletin 133 is a flammability test for seating. Krug offers a compliance method which, in combination with non-flammable upholstery covers, may enable the products to meet certification requirements for this test. This process at the same time also provides the products with a Moisture Barrier - a treatment that helps to prevent the passage of liquids and moisture to inside of upholstered components - thereby conferring sanitary and anti-infection benefits. So when CAL 133 is specified, the product also automatically has a Moisture Barrier, and when a Moisture Barrier is specified, the product also features the compliance method and low flammability features of CAL 133.

The application of this upcharge and the compliance method does not mean that the specific configuration of product and upholstery cover are tested and officially certified as being CAL 133 compliant. If official certification is required, Krug will provide this (through an independent certified testing laboratory) at a charge of \$917 per item, plus the cost of the product to be tested. Lead time for certification testing is typically 4-8 weeks. Krug assumes no responsibility for the testing of our products in combination with upholstery covers, or for the results of any testing conducted. Some specific configurations of product and upholstery have already been tested. Please contact Customer Service for additional information.

C.O.L. Yardage

To calculate C.O.L. yardage required, please use the following conversions based on COM yardage: Leather must be ordered in square footage.

- 17 square feet in a yard
- Approx. 3 yards in a hide
- Approx. 51 square feet in a hide
- Please use grade 3 pricing for COL

Upholstery Cover Yardage Calculation

To calculate yardage required for COM and other non-standard upholstery cover orders, please contact Krug Customer Service at 1.888.578.5784. Unless otherwise stated, upholstery cover rolls are assumed to be a minimum 54" wide. Please use the guide below to calculate the percentage of extra upholstery cover required to cover large repeats. The repeat is calculated by adding both the vertical and horizontal measurements together and then referring to the chart below for extra yardage required.

		2"-14"	15"-19"	20"-27"	28"-36"
FABRIC	Plain	Repeat	Repeat	Repeat	Repeat
54	0%	10%	15%	20%	25%
53-50	16%	20%	25%	30%	35%
48	16%	25%	30%	35%	40%
45	40%	50%	55%	60%	65%
36	50%	60%	65%	70%	75%

GRADED-IN UPHOLSTERY PROGRAMS

Krug has partnered with several textile brands to grade in their offerings, designed to provide a wide range of upholstery selections for our seating products.

Upholstery pricing and availability is subject to change without notice. We grade this upholstery according to the pricing of the fabric suppliers - when their pricing changes, the Krug grade may change.

When placing an order, a Krug customer must specify the complete upholstery number, along with the appropriate Krug model number and finish. Krug will supply the complete product at the prices listed. Orders specifying graded-in upholstery cannot be cancelled once the upholstery has been ordered.

Upholstery Grades

To determine the price of a product for graded-in upholstery, use the reference lists located on Krug's website under - Products - Textiles, to view the upholstery grade (1-9). Krug is not responsible for the discontinuation of this upholstery. Please contact Customer Service for information on upholstery not listed.

When two upholstery selections are specified for use on seating, the higher grade upholstery price will apply to the order.

High Performance upholstery; Polyurethane, Vinyl or Crypton, is particularly suitable for healthcare and other intensive-use environments.

Upholstery Samples

If you require additional samples or memos for presentation, please contact fabric supplier directly.

Flammability Standards

- Tunnel Test Surface Ratings Class A rating
- Class 1 UFAC
- Passes State of California Technical Bulletin 117-Section E

Please contact fabric supplier directly for further flammability information pertaining to specific upholstery.

Special Conditions

Acknowledgments will give the estimated delivery date of the finished product. Some upholstery is imported, and availability may affect estimated delivery time. For large projects, please contact fabric supplier directly for availability of yardage.

KRUGEXPRESS PROGRAM

PROGRAM DETAILS

KrugExpress orders are ready to ship by the date acknowledged. Delivery and shipping schedules may result in actual shipping of orders at a later date. Statutory holidays and scheduled factory vacations may add to acknowledged lead times of *KrugExpress* orders. Unless otherwise specified on the order, the customer's standard method of shipping Krug products will be utilized.

Available factory capacity for *KrugExpress* is filled by orders received on a "first come, first serve" basis. If the normal *KrugExpress* lead time is not available for your order because available capacity has been filled, you will be immediately advised of the earliest available ready-to-ship date. Please consult your Customer Service representative in advance if you wish to confirm the specific lead time availability for a *KrugExpress* order.

Orders must be received by midnight of a given day for that day to be considered the official day the order is received. Order lead times are acknowledged from the date the order is received, but not including the date the order is received.

KrugExpress orders must be "clean" when received in order to be considered officially received on a given day, and lead times will be acknowledged from the date orders are determined to be "clean". Changes to *KrugExpress* orders are not allowed under any circumstances.

Orders for product on *KrugExpress* must clearly state: "*KrugExpress*".

COM and graded-in upholstery is available on Krug Express. Orders are scheduled on Krug Express, and given the best available date, when the upholstery is received at Krug. Some conditions apply.

SEATING PROGRAM

Orders for seating products on the *KrugExpress* program may be subject to quantity maximums. Please contact Krug Customer Service for more information.

Quantity maximums are dependent upon available capacity, in order to insure that we ship all orders on time.

Please note that the CAL 133 option is not available on *KrugExpress*.

WOOD FINISHES

Standard wood finishes are:

- Finishes on Beech**
Appalachian Cherry
American Cherry
Imperial Cherry
Light Cherry
Medium Cherry
Natural Cherry
Sable Cherry
Standard Cherry
Light Oak
Harvest Oak
Mahogany
Mellow Oak
Espresso
Cordovan Walnut
Natural Walnut
Regular Walnut
SilverGrey on Walnut
Dark Walnut
Clear Beech
Medium Anigre

PALETTE

Palette finishes available for applicable products.
Black
White
Soft Green
Steel Blue
Slate

NATURAL CHARACTERISTICS OF WOOD

Wood is a natural product with inherent color variations that will never be fully mitigated by the finishing process. Please anticipate variation in colors within a single unit, from piece to piece, and from Krug wood finish samples. If a very close match is required, a sample must be provided with the order and an upcharge will apply. Exact color matches are not possible.

Custom Wood Finishes

Add 10% list to your order for special finishes, minimum upcharge is \$600 list per finish per order. (For example, on all orders up to \$6000 list, an upcharge of \$600 will apply, on orders \$6000 and up add 10% list to your order.)

Special finish upcharges on seating products are calculated on a grade 1 value. For orders with special finishes, a sample that is a minimum 3” by 3” must be received with the order. Special finishes may add additional lead time to production schedules. Since wood is a natural product, some variations in grain, color and stain acceptance will occur. In our finishing processes, we try to minimize variations, but some variation between samples and finished goods should be anticipated.

Dual Finishes

Add 10% list per item if specifying dual finish.

Standard Wood Finishes

No upcharge will be applied when specifying a finish available as standard on one species onto maple seating and occasional tables. Clear finishes are not available on other species since they are a clear finish on top of the natural veneer color.

WOOD FINISHES TO MATCH STANDARD LAMINATES

- Willow on Beech
Copper on Beech
Shiraz Cherry on Beech
Park Avenue Walnut on Beech
Chocolate on Beech
Nutmeg on Beech
Portobello on Beech
Ash on Beech
Dune on Maple

LAMINATES

Krug’s in-stock Laminates are available in 17 different laminate selections. Please note that 4 of the colors (Gingerbread, Portobello, Ash and Willow) have textured finishes and may not be appropriate for use in patient areas due to infection control concerns. Minimum order quantities and extended lead times may apply for exotic laminate colors, please check with customer service. Polymer Edge will be selected to match the work surface. Krug’s previous laminate in-stock program will be phased out as in-stock supply depletes. Please contact customer service for availability.

IN-STOCK LAMINATES

Wood Grain Laminates	High Pressure Laminate Supplier	Textured Wood Grain Laminates	High Pressure Laminate Supplier
Champagne	Tafisa T492CR	Gingerbread	Tafisa T556UR
Hardrock Maple	Formica 86992-58	Portobello	Tafisa T557UR
Dune	Tafisa T491CR	Ash	Tafisa T535AT
Copper	Tafisa T521CR	Willow	Tafisa T543AT
Shiraz Cherry	Tafisa T472CR	Solid Laminates	
Park Avenue Walnut	Wilsonart 7984-38	Designer White	Wilsonart D354-60
Chocolate	Tafisa T498CR	Platinum	Tafisa T202CR
Nutmeg	Tafisa T477CR	Earth	Tafisa T767CR
Nightfall	Pionite WX421	Charcoal	Tafisa T228CR

PHASE OUT LAMINATES

Almond - Black- Shadows - Edgewood Sycamore - Gunstock Walnut


Non-Stocked Laminates

For specific lead time and application questions, please contact Krug Customer Service for your requirement. Upcharges will be applicable for non-stocked laminates, depending on their cost. Non-stock laminates may require a minimum order quantity, please contact customer service. Stocked polymer edges only can be specified for use with non-stocked laminates or tops will be self-edged.

METAL FINISHES



Silver Metallic




Brushed Nickel

URETHANE COLOR OPTIONS



Taupe



Grey




Black


SOLID SURFACE PROGRAM

The Solid Surface option provides an enhanced durability, protection and cleanability. It is available in 8 standard colors and is replaceable if it becomes damaged or degraded. See individual products for list upcharge chart.

GROUP GRADE A - WHITE




Glacier White




Cameo White

GROUP GRADE A - COLOR




Bisque

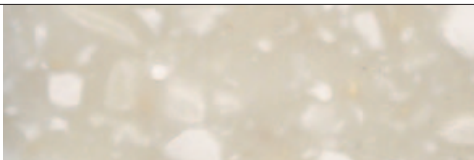


Linen

GROUP GRADE B




Antarctica

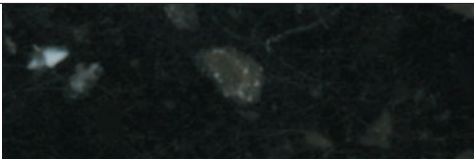


Savannah

GROUP GRADE C



Dove



Deep Night Sky



The mark of responsible forestry



All products are air emissions certified and are available as FSC® certified

krug

solutions@krug.ca | www.krug.ca | 1.888.578.KRUG