

JORDAN
Price and Specification Guide
CANADA



JORDAN | TABLE OF CONTENTS

JORDAN | GUEST BACK

- 2 Jordan LEED Credit Summary
- 3 Jordan Features
- 4 Jordan Options
- 5 Jordan Dimensions & COM Requirements
- 6 Jordan Guest Pricing
- 8 Jordan Replacement Components

JORDAN | PATIENT BACK

- 10 Jordan LEED Credit Summary
- 11 Jordan Dimensions, COM Requirements & Option Upcharges
- 12 Jordan Patient Pricing
- 14 Jordan Replacement Components

JORDAN | MULTIPLE GUEST & PATIENT SEATING

- 16 Jordan Multiple Seating Instructions
- 18 Jordan Dimensions & COM Requirements Pre-Configured Units
- 19 Jordan Multiple Seating Pre-Configured Units Pricing
- 21 Jordan Dimensions & COM Requirements Start, Center & End
- 22 Jordan Multiple Seating Start, Center & End Units Pricing
- 27 Jordan Freespan Dimensions & COM Requirements
- 28 Jordan Freespan Multiple Seating Pricing

JORDAN | EASY ACCESS SEATING

- 32 Jordan LEED Credit Summary
- 33 Jordan Dimensions, COM Requirements & Option Upcharges
- 34 Jordan Easy Access Chair Pricing

JORDAN | LOUNGE

- 35 Jordan LEED Credit Summary
- 36 Jordan Dimensions, COM Requirements & Option Upcharges
- 37 Jordan Lounge Features & Options
- 38 Jordan Lounge Pricing

JORDAN | BENCHES

- 41 Jordan LEED Credit Summary
- 42 Jordan Dimensions, COM Requirements & Option Upcharges
- 43 Jordan Benches Pricing

JORDAN | ACTIVE PATIENT RECLINER

- 44 Jordan Active Patient Recliner LEED Credit Summary
- 45 Jordan Active Patient Recliner Dimensions, COM Requirements & Option Upcharges
- 46 Jordan Active Patient Recliner Features
- 47 Jordan Active Patient Recliner Options
- 48 Jordan Active Patient Recliner Pricing

JORDAN | COMPACT RECLINER

- 51 Jordan Compact Recliner LEED Credit Summary
- 52 Jordan Compact Recliner Features & Options
- 53 Jordan Active Patient Recliner Dimensions, COM Requirements
- 54 Jordan Active Patient Recliner Pricing

JORDAN | 3-POSITION RECLINER

- 56 Jordan 3-Position Recliner LEED Credit Summary
- 57 Jordan 3-Position Recliner Dimensions, COM Requirements
- 57 Jordan 3-Position Recliner Features & Options
- 59 Jordan 3-Position Recliner Pricing

JORDAN | RECLINER PLUS

- 65 Jordan Recliner Plus Dimensions, COM Requirements
- 65 Jordan Recliner Plus Features & Options
- 67 Jordan Recliner Plus Pricing

JORDAN | SLEEP RECLINER

- 70 Jordan Sleep Recliner Dimensions, COM Requirements
- 71 Jordan Sleep Recliner Features & Options
- 72 Jordan Sleep Recliner Pricing

JORDAN | GLIDER

- 76 Jordan Glider LEED Credit Summary
- 77 Jordan Glider Dimensions, COM Requirements & Option Upcharges
- 78 Jordan Glider Features & Options
- 79 Jordan Recliner Pricing

JORDAN | LOUNGE SLEEPERS

- 80 Jordan Lounge Sleeper LEED Credit Summary
- 81 Jordan Lounge Sleeper Dimensions, COM Requirements & Option Upcharges
- 82 Jordan Lounge Sleeper Features & Options
- 84 Jordan Lounge Sleeper Pricing

JORDAN | TABLES

- 92 Jordan LEED Credit Summary
- 94 Jordan Linking Tables
- 94 Jordan Free Standing Tables

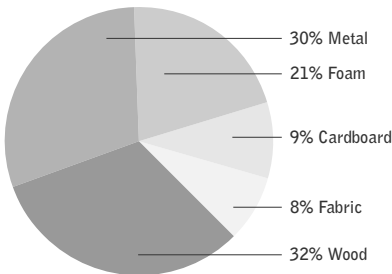
GENERAL INFORMATION

- 95 Terms & Conditions
- 95 Warranty
- 97 KRUG Textiles - Upholstery Fabrics
- 100 KRUG Textiles - Leather & Faux Leather
- 101 Customer's Own Material (COM/COL)
- 101 CAL 133 & Moisture Barrier
- 102 Graded-In Upholstery Programs
- 102 *KRUGEXPRESS* Program
- 103 Wood Finishes
- 103 Standard Laminates
- 104 Solid Surface Program
- 104 Urethane Color Options

LEED CI CREDITS



MATERIAL CONTENT:



PRE-CONSUMER
RECYCLED CONTENT = 6.0%

POST-CONSUMER
RECYCLED CONTENT = 14.9%

CONTRIBUTES TO		
CREDIT 2.1 - 2.2	Construction Waste Management	1-2 point(s)
CREDIT 3.3	Resource Reuse	1 point
CREDIT 4.1	Recycled Content	1 point
CREDIT 4.5	Low Emitting Materials, Systems & Seating	1 point
CREDIT 5.1	Regional Materials*	1 point
CREDIT 7	Certified Wood (MUST BE REQUESTED)	1 point(s)

*This credit is only applicable if in total 20% of the combined value of the procurement of construction materials and in the furniture are manufactured within a radius of 500 miles. This credit will apply if the installation of the finished product occurs within 500 miles of Kitchener, Ontario.

level® CERTIFICATION, AIR EMISSIONS AND FSC® CERTIFICATION



level® CERTIFICATION

BIFMA's e3 Furniture Sustainability Standard is a voluntary, multi-attribute standard that measures the degree of sustainability of furniture. This standard evaluates product and company environmental attributes and compliance systems in a wide range of elements which include Materials, Energy & Atmosphere, Human & Ecosystem Health and Social Responsibility. Jordan products have earned level®, BIFMA's sustainability certification program for furniture, certification through third-party verification against the e3 standard.

AIR-EMISSIONS

All Jordan products are supplied with air-emissions certified. Contact customer service for information.



FSC®

In 2005, Krug received Forest Stewardship Council® (FSC®) Chain-of-Custody certification for our manufacturing facilities. The FSC® Chain-of-Custody tracks certified wood from seedling to final sale. It verifies that the material for our FSC® certified products only come from well-managed, FSC®-certified forests and other controlled sources. FSC® is dedicated to the promotion of responsible forest management worldwide helping to take care of forests for future generations. Jordan and other Krug products can be specified with FSC® Certification. Contact customer service for further information, pricing and lead times.



Architects, designers, and building professionals can specify FSC®-certified products in order to achieve a point from the U.S. Green Building Council's Leadership in Energy and Environmental Design (LEED) Rating System.

JORDAN | GUEST - PATIENT, MULTIPLE & EASY ACCESS FEATURES



CLEAN OUT

All Jordan seating models have a built-in clean out feature: a space at the back of the seat that allows dirt, debris and liquid to fall to the floor for easy clean up and maintenance - designed so that it does not detract from the comfort or appearance of the product.



STEEL SEAT FRAME

The structural seat frame is made from welded steel with a powder-coated finish that allows Jordan to well exceed ANSI/BIFMA standards.



FLEX BACK

The ergonomically designed back has been designed with a slight flexing action, to enhance the level of long-term sitting comfort, and provide greater ease of egress.



WALL SAVER

The angle of the back and the rear legs are designed to keep the back away from the wall, to prevent wear and damage to both the chairs and to the walls of the facility.



URETHANE ARM CAP

The optional arm cap provides enhanced durability and protection for the arms. This is field replaceable if this becomes damaged or degraded and is available in three colors; Black, Grey and Taupe.

METAL TO METAL CONNECTIONS

Steel seat frames are joined to other components, and to each other in the multiple seating products, with hardened steel bolts and inserts, ensuring exceptional durability and strength, and easy reconfigurability, as well as on-site replacement of damaged or degraded components.

WEIGHT CAPACITIES

Jordan weight capacities are as follows:
Guest & Patient Chairs (21" & 24") - 500 lbs
Plus Chairs (30" & 44") - 750 lbs
Easy Access Chairs - 350 lbs
Multiple Seating & Pre-configured - 500 lbs per seat
2-Seat Freespan - 525 lbs per unit
3-Seat Freespan - 750 lbs per unit
21" & 24" Bench - 350 lbs
30" Bench - 750 lbs
48" Bench - 525 lbs per unit
72" Bench - 750 lbs per unit

FINISH DURABILITY

The Krug Enduraguard finish, a proprietary catalyzed varnish formulation, has been repeatedly shown, through independent laboratory testing, to be the industry leader in durability and abrasion resistance. The Krug finish looks better longer than competitors, and is uniquely suited to the demands of healthcare environments.

LATEX FREE

Krug products are made with latex-free materials to prevent the allergic reaction that latex causes in some people.

REPLACEABLE COMPONENTS

Jordan chairs are uniquely designed to allow virtually all major components to be field replaced, providing a very cost effective means to significantly extend the life of the product. Seats, backs, frames are field replaceable. Pricing and model numbers can be viewed online at www.krug.ca.

EASY ACCESS ADJUSTABLE GLIDES

With the larger footprint of this chair and critical importance of stability of the user, we have included adjustable glides on the front legs - this allows the Easy Access chair to be perfectly leveled to any floor for maximum safety and stability.

CUSTOM CAPABILITIES

Modifications in dimension, seat and back shape or thickness, and other modifications are possible with Krug's capability to customize for specific requirements and needs. We can also provide custom finishes.

ADDITIONAL FEATURES

- Lifetime warranty
- air-emissions Certified
- Spring seat construction, providing exceptional comfort and longer life for seat foam.
- Mortise and tenon frame construction, for optimal strength in wood joinery.
- Jordan sets a new standard for comfort and ergonomics in healthcare seating. Designed for ergonomically- correct posture and long-term sitting comfort, with contoured back and seat molds. Multi-density foam, provides lumbar, thoracic and pelvic support, while encouraging a healthy sitting posture.
- Large, rounded arms provide support for safe and easy ingress and egress.
- Certified to meet CTB 133/ ASTM E 1537 with appropriate fabrics

PLUS UPGRADE

Jordan 30" and 44" models feature Plus Upgrade. Plus Upgraded seating has been engineered to support higher weight capacities, accommodating a wider variety of users.

JORDAN | GUEST - PATIENT, MULTIPLE & EASY ACCESS OPTIONS



KINETIC BACK OPTION

This optional feature provides the chair back with a very pleasant and comfortable rocking motion, which can significantly enhance long-term sitting for patients and guests alike. The durable spring-loaded mechanism provides a range of motion of 20 degrees, and can be field-installed or replaced. It's available on any Jordan/Solis chair back - Guest, Patient and Multiple Seating - with the exception of the 30" and 44" sizes.



SOLID SURFACE ARM CAP

The optional Solid Surface Arm Cap provides enhanced durability, protection and cleanability for the arms. This is field replaceable if this becomes damaged or degraded and is available in 8 standard colors.

CLEANABLE UNDER-SEAT SPLASHGUARD

All Jordan seating models are available with a plastic moisture barrier that covers and encloses the underside of the seat (while still allowing air transfer and ventilation in and out of the seat cushion). The Splashguard significantly enhances the germ resistance properties of the product, by enclosing the part of the chair that can be most susceptible to infection-causing pathogens. The Splashguard is a smooth, easy to clean surface, either while on the chair or when removed, and is also field replaceable.

GANGING

All Jordan freestanding chairs can be ganged using a ganging bracket. The powder coated metal bracket is fastened to the inside face of each side frame.

MOISTURE BARRIER & CAL 133

California Technical Bulletin 133 is a flammability test for seating. Krug offers a compliance method, in combination with non-flammable upholstery covers, may enable products to meet certification requirements for this test. This process at the same time also provides the products with a Moisture Barrier - a treatment that helps to prevent the passage of liquids and moisture to inside of the upholstered components - thereby conferring sanitary and anti-infection benefits. So when CAL 133 is specified, the product also automatically has a Moisture Barrier, and when a Moisture Barrier is specified, the product also features the compliance method and low flammability features of CAL 133.

The application of this up-charge and the compliance method does not mean that the specific configuration of product and upholstery cover are tested and officially certified as being CAL133 compliant. If the official certification is required, Krug will provide this (through an independent certified testing laboratory) at a charge of \$917 per item, plus the cost of the product to be tested. Lead time for certification testing is typically 4-8 weeks. Krug assumes no responsibility for the testing of our products in combination with upholstery covers, or for the results of any testing conducted. Some specific configurations of products and upholstery have already been tested. Please contact Customer Service for additional information.

REMOVABLE COVER OPTION

Jordan chairs (all sizes) are available with removeable seat and back covers. Replacement seat and back covers can be quickly installed on Jordan products that were originally ordered with the Removeable Cover option. Replacement seat and back covers can also be installed on Jordan products that were not originally ordered with the removeable cover option, with some simple staple removal on the original seats and backs.

COMBINATION UPHOLSTERY OPTIONS

When combination upholstery is specified with fabric of the same grade or COM, an upcharge for dual fabrics is **\$33 list** per unit and **\$64 list** per unit for three fabrics will be applied. When graded in combination upholstery is selected, use the highest grade upholstery selected or to obtain a quote for blended grading contact Customer Service (please provide the fabrics specified and location of where each fabric is to be applied on the product).

JORDAN | GUEST - DIMENSIONS & COM REQUIREMENTS

DIMENSIONS & COM REQUIREMENTS

	Overall Width	Overall Depth	Overall Height	Seat Height	Height of Arms from Floor	Width Between Arms	Seat Depth	Shipping Weight	Cube
21" Seat	25	27	34.25	18.5	26	20.5	19	42	14
24" Seat	28	27	34.25	18.5	26	23.5	19	46	19
30" Seat	34	27	34.25	18.5	26	29.5	19	52	20
44" Seat	48	27	34.25	18.5	26	43.5	19	69	28

COM- YARDAGE REQUIREMENTS

	COM Yardage Seat & Back	COM Yardage Seats Only	COM Yardage Back Only	COM Yardage Closed Arm Panel
21" & 24" - One Chair	1.6	0.9	1.4	0.9
21" & 24" - Two Chairs	3.2	1.3	2.8	1.35
21" & 24" - Three Chairs	4.8	2.2	4.2	1.8
21" & 24" - Four Chairs	6.4	2.6	5.6	2.7
30" & 44" - One Chair	2.7	0.9	1.6	0.9
30" & 44" - Two Chairs	5.4	1.8	3.2	1.35
30" & 44" - Three Chairs	8.1	2.7	4.8	1.8
30" & 44" - Four Chairs	10.8	3.6	6.4	2.7

Note: Some vinyls, leathers & upholsteries are not suitable for application on Jordan seating.
The approval process is as follows:
1. A sample of the COM must be provided to Krug Customer Service prior to or at the time of order.
For Maharam or Momentum, Krug will obtain the fabric sample.
2. The sample will be reviewed and the customer advised if the fabric is unsuitable.
3. The COM fabric or leather will be inspected when received at the factory, to identify any further concerns with its suitability.






JORDAN | GUEST & GUEST PLUS



WEIGHT CAPACITIES

Jordan weight capacities are as follows:
Guest Chairs (21" & 24") - 500 lbs
Guest Plus Chairs (30" & 44") - 750 lbs

Jordan Guest Option Upcharges	\$ List		\$ List
CAL 133 & Moisture Barrier (per yard)	64	Solid Surface Arm Cap (per pair) - Gr A White	452
Guest chair - Removable Seat Cover (per seat)	90	Solid Surface Arm Cap (per pair) - Gr A Color	458
21" & 24" - Removeable Back Covers (per back)	58	Solid Surface Arm Cap (per pair) - Gr B	481
30" & 44" - Removable Back Covers (per back)	90	Solid Surface Arm Cap (per pair) - Gr C	507
Combination Upholstery - Dual Fabrics	33	Kinetic Back option (not available for 30" & 44")	120
Combination Upholstery - Three Fabrics	64	Ganging Bracket	58
21" & 24" Cleanable Under-seat Splashguard	40		
30" Cleanable Under-seat Splashguard	48		
44" Cleanable Under-seat Splashguard	64		
Non-Marring Glide	37		

DESCRIPTION/MODEL		Species	COM		COL		FABRIC GRADES			LEATHER	
			1	2	3	4	5	6	7	8	9
	21" Open Arm										
	JOR2-G21OPS	Beech	1170	1257	1342	1466	1603	1736	1880	2042	2329
	JOR2-G21OPS	Maple	1257	1342	1430	1555	1698	1853	2004	2146	2434
	21" Open Arm Urethane Cap										
	JOR2-G21OPU	Beech	1310	1396	1482	1609	1743	1878	2019	2182	2470
	JOR2-G21OPU	Maple	1396	1482	1568	1693	1837	1990	2144	2285	2574
	21" Closed Arm										
	JOR2-G21CLS	Beech	1292	1378	1464	1589	1724	1857	2002	2165	2452
	JOR2-G21CLS	Maple	1378	1464	1554	1676	1819	1974	2129	2269	2557
	21" Closed Arm Urethane Cap										
	JOR2-G21CLU	Beech	1431	1518	1604	1730	1863	1997	2140	2304	2591
	JOR2-G21CLU	Maple	1518	1604	1691	1816	1959	2112	2266	2410	2697
	24" Open Arm										
	JOR2-G24OPS	Beech	1201	1285	1373	1495	1632	1765	1909	2070	2359
	JOR2-G24OPS	Maple	1295	1380	1466	1592	1736	1887	2042	2188	2472
	24" Open Arm Urethane Cap										
	JOR2-G24OPU	Beech	1340	1423	1512	1636	1771	1905	2048	2211	2497
	JOR2-G24OPU	Maple	1434	1521	1609	1731	1878	2030	2182	2326	2612
	24" Closed Arm										
	JOR2-G24CLS	Beech	1320	1408	1494	1618	1752	1885	2031	2193	2481
	JOR2-G24CLS	Maple	1417	1503	1589	1714	1857	2011	2165	2308	2595
	24" Closed Arm Urethane Cap										
	JOR2-G24CLU	Beech	1461	1547	1634	1756	1892	2026	2170	2332	2620
	JOR2-G24CLU	Maple	1558	1642	1730	1854	1997	2148	2304	2448	2736
	30" Open Arm										
	JOR2-G30OPS	Beech	1563	1716	1853	2083	2312	2541	2772	3003	3366
	JOR2-G30OPS	Maple	1678	1834	1987	2215	2447	2673	2906	3135	3499
	30" Open Arm Urethane Cap										
	JOR2-G30OPU	Beech	1703	1856	1990	2220	2451	2682	2911	3141	3505
	JOR2-G30OPU	Maple	1818	1971	2126	2355	2586	2817	3043	3274	3639

Jordan Guest Option Upcharges

\$ List




\$ List

CAL 133 & Moisture Barrier (per yard)	64	Solid Surface Arm Cap (per pair) - Gr A White	452
Guest chair - Removable Seat Cover (per seat)	90	Solid Surface Arm Cap (per pair) - Gr A Color	458
21" & 24" - Removeable Back Covers	58	Solid Surface Arm Cap (per pair) - Gr B	481
30" & 44" - Removeable Back Covers (per back)	90	Solid Surface Arm Cap (per pair) - Gr C	507
Combination Upholstery - Dual Fabrics	33	Kinetic Back option (not available for 30" & 44")	120
Combination Upholstery - Three Fabrics	64	Ganging Bracket	58
21" & 24" Cleanable Under-seat Splashguard	40		
30" Cleanable Under-seat Splashguard	48		
44" Cleanable Under-seat Splashguard	64		
Non-Marring Glide	37		

PRODUCT CODE KEY

Line	Series	Chair Type	Size	Arm Type	
JOR	2	G	21	OPS	CLS
Jordan	Chair	Guest Seating		Open Arm	Closed Arm
			24	OPU	CLU
				Open Arm	Closed Arm
				Urethane Arm Cap	Urethane Arm Cap
			30	OSC	CSC
				Open Arm	Closed Arm
				Solid Surface	Solid Surface
				Arm Cap	Arm Cap
			44		

JORDAN | GUEST




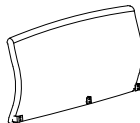
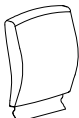

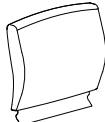





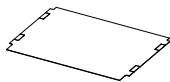
DESCRIPTION/MODEL	Species	COM		COL		FABRIC GRADES				LEATHER	
		1	2	3	4	5	6	7	8	9	
	30" Closed Arm										
	JOR2-G30CLS	Beech	1686	1839	1974	2205	2433	2664	2893	3126	3488
	JOR2-G30CLS	Maple	1802	1955	2108	2337	2567	2798	3028	3259	3622
	30" Closed Arm Urethane Cap										
	JOR2-G30CLU	Beech	1823	1979	2112	2343	2571	2804	3032	3265	3627
	JOR2-G30CLU	Maple	1941	2092	2247	2479	2707	2936	3165	3397	3761
	44" Open Arm										
	JOR2-G44OPS	Beech	1870	2062	2223	2493	2772	3049	3327	3605	4037
	JOR2-G44OPS	Maple	2012	2206	2378	2657	2934	3211	3489	3759	4198
	44" Open Arm Urethane Cap										
	JOR2-G44OPU	Beech	2010	2201	2362	2634	2911	3187	3468	3743	4177
	JOR2-G44OPU	Maple	2155	2345	2517	2794	3073	3352	3628	3896	4337
	44" Closed Arm										
	JOR2-G44CLS	Beech	1991	2185	2346	2614	2893	3169	3449	3727	4158
	JOR2-G44CLS	Maple	2135	2327	2500	2778	3056	3333	3609	3880	4319
	44" Closed Arm Urethane Cap										
	JOR2-G44CLU	Beech	2132	2324	2486	2754	3032	3312	3589	3866	4296
	JOR2-G44CLU	Maple	2274	2465	2638	2919	3194	3472	3752	4020	4459

Jordan Guest Option Upcharges	\$ List		\$ List
CAL 133 & Moisture Barrier (per yard)	64	Solid Surface Arm Cap (per pair) - Gr A White	452
Guest chair - Removable Seat Cover (per seat)	90	Solid Surface Arm Cap (per pair) - Gr A Color	458
21" & 24" - Removeable Back Covers	58	Solid Surface Arm Cap (per pair) - Gr B	481
30" & 44" - Removable Back Cover (per back)	90	Solid Surface Arm Cap (per pair) - Gr C	507
Combination Upholstery - Dual Fabrics	33	Kinetic Back option (not available for 30" & 44")	120
Combination Upholstery - Three Fabrics	64	Ganging Bracket	58
21" & 24" Cleanable Under-seat Splashguard	40		
30" Cleanable Under-seat Splashguard	48		
44" Cleanable Under-seat Splashguard	64		
Non-Marring Glide	37		




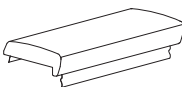




PRODUCT CODE KEY

Line	Series	Chair Type	Size	Arm Type	
JOR	2	G	21	OPS	CLS
Jordan	Chair	Guest Seating		Open Arm	Closed Arm
			24	OPU	CLU
				Open Arm	Closed Arm
				Urethane Arm Cap	Urethane Arm Cap
			30	OSC	CSC
				Open Arm	Closed Arm
				Solid Surface	Solid Surface
				Arm Cap	Arm Cap
			44		

JORDAN | REPLACEMENT COMPONENTS

DESCRIPTION/MODEL	COM	COL	FABRIC GRADES				LEATHER			Yds	Weight	Cube
	1	2	3	4	5	6	7	8	9			
 21" Replacement Guest Upholstered Backs JOR2-RBG21	424	466	509	567	634	693	760	844	929	1.4	14	2.7
 24" Replacement Guest Upholstered Backs JOR2-RBG24	437	480	521	582	647	707	774	857	941	1.4	15	2.7
 30" Replacement Guest Upholstered Backs JOR2-RBG30	517	567	614	680	769	826	904	999	1094	1.6	19	3.4
 44" Replacement Guest Upholstered Backs JOR2-RBG44	652	701	749	816	892	960	1037	1134	1228	2.25	28	4.8
 21" Replacement Guest Upholstered Back Covers JOR2-RBCG21	182	224	267	326	391	452	517	602	687	1.5	2	.8
 24" Replacement Guest Upholstered Back Covers JOR2-RBCG24	185	227	269	328	394	454	520	605	689	1.5	2.3	.8
 30" Replacement Guest Upholstered Back Covers JOR2-RBCG30	194	243	290	359	434	501	580	674	769	1.6	2.6	.8
 44" Replacement Guest Upholstered Back Covers JOR2-RBCG44	203	253	299	365	443	511	641	685	780	2.25	3.5	.8
 21" Replacement Guest Seat JOR2-RS21	394	416	444	481	523	562	606	661	715	.9	9	2.7
 24" Replacement Guest Seat JOR2-RS24	410	437	465	502	544	584	627	680	735	.9	10	2.7
 30" Replacement Guest Seat JOR2-RS30	502	537	569	615	667	715	767	833	898	.9	12	3.4
 44" Replacement Guest Seat JOR2-RS44	663	695	729	774	827	873	928	992	1059	.9	14	4.8
 Replacement Splash Guard JOR2-RSG21	90										1	.3
	110										2	.4
	154										3	.5
	166										4	.6

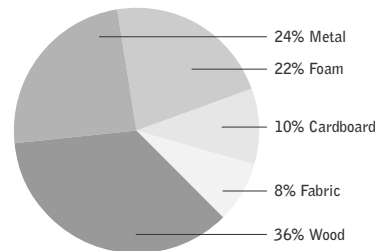
JORDAN | REPLACEMENT COMPONENTS

DESCRIPTION/MODEL	COM	COL	FABRIC GRADES				LEATHER			Yds	Weight	Cube	
	1	2	3	4	5	6	7	8	9				
	21" Replacement Seat Cover												
	JOR2-RSC21	78	50	182	218	261	301	344	397	452	1.0	1.6	.8
	24" Replacement Guest Seat Cover												
	JOR2-RSC24	82	159	186	223	267	304	347	403	455	1.0	1.7	.8
	30" Replacement Seat Cover												
	JOR2-RSC30	144	179	212	258	310	358	409	477	541	1.0	2	.8
	44" Replacement Seat Cover												
	SOL2-RSC44	149	183	216	261	315	361	413	480	544	1.0	2.5	.8
	Replacement Closed Arm Panel												
	JOR2-RCA	218	232	245	265	286	305	327	354	407	0.9	6.0	.8
	Replacement Side Frame - Start - Beech												
	JOR2-RSFS	264										7.5	1.4
	Replacement Side Frame - Start - Maple												
	JOR2-RSFS	328										7.5	1.4
	Replacement Side Frame - End - Beech												
	JOR2-RSFE	264										7.5	1.4
	Replacement Side Frame - End - Maple												
	JOR2-RSFE	328										7.5	1.4
	Replacement Center Frame - Center - Beech												
	JOR2-RSFC	264										7.5	1.4
	Replacement Center Frame - Center - Maple												
	JOR2-RSFC	328										7.5	1.4
ORDERING NOTE: When ordering replacement frames, the size of chair receiving the replacements is required, please note clearly on the purchase order.													
	Replacement Side Frame with Urethane Cap - Start - Beech												
	JOR2-RSFSAC	308										7.5	1.4
	Replacement Side Frame with Urethane Cap - Start - Maple												
	JOR2-RSFSAC	372										7.5	1.4
	Replacement Side Frame with Urethane Cap - End - Beech												
	JOR2-RSFEAC	308										7.5	1.4
	Replacement Side Frame with Urethane Cap - End - Maple												
	JOR2-RSFEAC	372										7.5	1.4
	Replacement Center Frame with Urethane Cap - Center - Beech												
	JOR2-RSFCAC	308										7.5	1.4
	Replacement Center Frame with Urethane Cap - Center - Maple												
	JOR2-RSFCAC	372										7.5	1.4
ORDERING NOTE: When ordering replacement frames, the size of chair receiving the replacements is required, please note clearly on the purchase order.													
	Replacement Arm Cap - Urethane												
	JOR2-RUA	71										1.5	.2
					Grade A- White	Grade A- Color		Grade- B	Grade- C				
	Replacement Arm Cap-Solid Surface												
	JOR2-RACSS				238	240		250	264		2		.2

LEED CI CREDITS



MATERIAL CONTENT:



PRE-CONSUMER

RECYCLED CONTENT = 5.9%

POST-CONSUMER

RECYCLED CONTENT = 14.8%

CONTRIBUTES TO		
CREDIT 2.1 - 2.2	Construction Waste Management	1-2 point(s)
CREDIT 3.3	Resource Reuse	1 point
CREDIT 4.1	Recycled Content	1 point
CREDIT 4.5	Low Emitting Materials, Systems & Seating	1 point
CREDIT 5.1	Regional Materials*	1 point
CREDIT 7	Certified Wood (MUST BE REQUESTED)	1 point(s)

*This credit is only applicable if in total 20% of the combined value of the procurement of construction materials and in the furniture are manufactured within a radius of 500 miles. This credit will apply if the installation of the finished product occurs within 500 miles of Kitchener, Ontario.

level® CERTIFICATION, AIR EMISSIONS AND FSC® CERTIFICATION



level® CERTIFICATION

BIFMA's e3 Furniture Sustainability Standard is a voluntary, multi-attribute standard that measures the degree of sustainability of furniture. This standard evaluates product and company environmental attributes and compliance systems in a wide range of elements which include Materials, Energy & Atmosphere, Human & Ecosystem Health and Social Responsibility. Jordan products have earned level®, BIFMA's sustainability certification program for furniture, certification through third-party verification against the e3 standard.

AIR-EMISSIONS

All Jordan products are supplied with air-emissions certified. Contact customer service for information.



FSC®

In 2005, Krug received Forest Stewardship Council® (FSC®) Chain-of-Custody certification for our manufacturing facilities. The FSC® Chain-of-Custody tracks certified wood from seedling to final sale. It verifies that the material for our FSC® certified products only come from well-managed, FSC®-certified forests and other controlled sources. FSC® is dedicated to the promotion of responsible forest management worldwide helping to take care of forests for future generations. Jordan and other Krug products can be specified with FSC® Certification. Contact customer service for further information, pricing and lead times.



Architects, designers, and building professionals can specify FSC®-certified products in order to achieve a point from the U.S. Green Building Council's Leadership in Energy and Environmental Design (LEED) Rating System.

JORDAN | PATIENT - DIMENSIONS & COM REQUIREMENTS

DIMENSIONS & COM REQUIREMENTS

	Overall Width	Overall Depth	Overall Height	Seat Height	Height of Arms from Floor	Width Between Arms	Seat Depth	Shipping Weight	Cubes
21" Seat	25	27	43.5	18.5	26	20.5	19	47	17
24" Seat	28	27	43.5	18.5	26	23.5	19	51	22
30" Seat	34	27	43.5	18.5	26	29.5	19	62	28
Ottoman	20	18	11.5					14	5

COM - YARDAGE REQUIREMENTS

	COM Yardage Seats & Backs Only	COM Yardage Seat Only	COM Yardage Back Only	COM Yardage Closed Arm Panel
21" & 24" - One Chair	2.2	0.9	1.9	0.9
21" & 24" - Two Chairs	4.2	1.3	3.8	1.35
21" & 24" - Three Chairs	6.3	2.2	5.7	1.8
21" & 24" - Four Chairs	8.4	2.6	7.6	2.7
30" - One Chair	3.1	0.9	2.21	0.9
30" - Two Chairs	6.2	1.8	4.5	1.35
30" - Three Chairs	9.3	2.7	6.7	1.8
30" - Four Chairs	12.4	3.6	9	2.7
Ottoman	0.66			

Note: Some vinyls, leathers & upholsteries are not suitable for application on Jordan seating.

The approval process is as follows:

1. A sample of the COM must be provided to Krug Customer Service prior to or at the time of order.
For Maharam or Momentum, Krug will obtain the fabric sample.
2. The sample will be reviewed and the customer advised if the fabric is unsuitable.
3. The COM fabric or leather will be inspected when received at the factory, to identify any further concerns with its suitability.

JORDAN | PATIENT




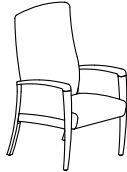


WEIGHT CAPACITIES

Jordan weight capacities are as follows:

Patient Chairs (21" & 24") - 500 lbs

Plus Chair (30") - 750 lbs



Jordan Option Upcharges	\$ List		\$ List
CAL 133 & Moisture Barrier (per yard)	64	Solid Surface Arm Cap (per pair) - Gr A White	452
Guest chair - Removable Seat Cover (per seat)	90	Solid Surface Arm Cap (per pair) - Gr A Color	458
21" & 24" - Removeable Back Covers (per back)	58	Solid Surface Arm Cap (per pair) - Gr B	481
30" & 44" - Removeable Back Covers (per back)	90	Solid Surface Arm Cap (per pair) - Gr C	507
21" & 24" Cleanable Under-seat Splashguard	40	Kinetic Back option (not available for 30" & 44")	120
30" Cleanable Under-seat Splashguard	48	Ganging Bracket	58
Non-Marring Glide	37		
Combination Upholstery - dual fabrics (per chair)	33		
Combination Upholstery - Three fabrics (per chair)	64		

DESCRIPTION/MODEL		Species	COM 1	2	COL 3	FABRIC GRADES				7	LEATHER 8	9
	21" Open Arm											
	JOR2-P21OPS	Beech	1439	1570	1706	1938	2166	2396	2628	2857	3203	
	JOR2-P21OPS	Maple	1534	1668	1803	2033	2264	2493	2721	2954	3297	
	21" Open Arm Urethane Cap											
	JOR2-P21OPU	Beech	1579	1713	1846	2077	2307	2535	2767	2995	3342	
	JOR2-P21OPU	Maple	1671	1808	1942	2172	2403	2634	2861	3092	3435	
	21" Closed Arm											
	JOR2-P21CLS	Beech	1560	1695	1832	2059	2287	2518	2747	2980	3322	
	JOR2-P21CLS	Maple	1657	1790	1924	2157	2385	2612	2845	3074	3420	
	21" Closed Arm Urethane Cap											
	JOR2-P21CLU	Beech	1699	1835	1968	2196	2429	2658	2888	3117	3463	
	JOR2-P21CLU	Maple	1796	1928	2063	2294	2524	2754	2984	3214	3560	
	24" Open Arm											
	JOR2-P24OPS	Beech	1482	1619	1756	1995	2232	2466	2705	2943	3295	
	JOR2-P24OPS	Maple	1581	1717	1856	2094	2329	2567	2805	3040	3397	
	24" Open Arm Urethane Cap											
	JOR2-P24OPU	Beech	1624	1764	1902	2138	2377	2611	2851	3087	3439	
	JOR2-P24OPU	Maple	1724	1861	2001	2238	2473	2713	2947	3186	3539	
	24" Closed Arm											
	JOR2-P24CLS	Beech	1609	1746	1884	2119	2357	2594	2831	3068	3424	
	JOR2-P24CLS	Maple	1705	1844	1981	2218	2457	2694	2929	3165	3521	
	24" Closed Arm Urethane Cap											
	JOR2-P24CLU	Beech	1749	1887	2028	2265	2502	2738	2973	3210	3566	
	JOR2-P24CLU	Maple	1852	1988	2126	2360	2601	2837	3070	3312	3666	

Jordan Option Upcharges	\$ List		\$ List
CAL 133 & Moisture Barrier (per yard)	64	Solid Surface Arm Cap (per pair) - Gr A White	452
Guest chair - Removable Seat Cover (per seat)	90	Solid Surface Arm Cap (per pair) - Gr A Color	458
21" & 24" - Removeable Back Covers	58	Solid Surface Arm Cap (per pair) - Gr B	481
21" & 24" Cleanable Under-seat Splashguard	40	Solid Surface Arm Cap (per pair) - Gr C	507
Non-Marring Glide	37	Kinetic Back option (not available for 30" & 44")	120
Combination Upholstery - dual fabrics (per chair)	33	Ganging Bracket	58
Combination Upholstery - Three fabrics (per chair)	64		

PRODUCT CODE KEY					
Line	Series	Chair Type	Size	Arm Type	
JOR	2	P	21	OPS	CLS
Jordan	Chair	Patient Seating		Open Arm	Closed Arm
			24	OPU	CLU
				Open Arm	Closed Arm
				Urethane Arm Cap	Urethane Arm Cap
			30	OSC	CSC
				Open Arm	Closed Arm
				Solid Surface	Solid Surface
				Arm Cap	Arm Cap

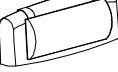

JORDAN | PATIENT

DESCRIPTION/MODEL		Species	COM		COL		FABRIC GRADES			LEATHER	
			1	2	3	4	5	6	7	8	9
	30" Open Arm										
	JOR2-P30OPS	Beech	1755	1886	2023	2253	2483	2714	2943	3173	3517
	JOR2-P30OPS	Maple	1852	1985	2118	2348	2579	2808	3038	3269	3613
	30" Open Arm Urethane Cap										
	JOR2-P30OPU	Beech	1894	2030	2164	2391	2623	2852	3082	3313	3656
	JOR2-P30OPU	Maple	1989	2124	2256	2488	2717	2948	3179	3409	3753
	30" Closed Arm										
	JOR2-P30CLS	Beech	1879	2011	2145	2376	2607	2835	3067	3294	3639
	JOR2-P30CLS	Maple	1971	2107	2240	2471	2699	2929	3161	3390	3736
	30" Closed Arm Urethane Cap										
	JOR2-P30CLU	Beech	2017	2148	2283	2515	2744	2972	3206	3433	3781
	JOR2-P30CLU	Maple	2117	2244	2381	2609	2839	3070	3299	3532	3874

Jordan Option Upcharges		\$ List		\$ List
CAL 133 & Moisture Barrier (per yard)		64	Solid Surface Arm Cap (per pair) - Gr A White	452
Guest chair - Removable Seat Cover (per seat)		90	Solid Surface Arm Cap (per pair) - Gr A Color	458
30" - Removable Back Cover (per back)		90	Solid Surface Arm Cap (per pair) - Gr B	481
30" Cleanable Under-seat Splashguard		48	Solid Surface Arm Cap (per pair) - Gr C	507
Non-Marring Glide		37	Kinetic Back option (not available for 30" & 44")	120
Combination Upholstery - dual fabrics (per chair)		33	Ganging Bracket	58
Combination Upholstery - Three fabrics (per chair)		64		









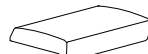

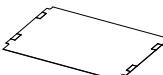
PRODUCT CODE KEY

Line	Series	Chair Type	Size	Arm Type	
JOR	2	P	21	OPS	CLS
Jordan	Chair	Patient Seating		Open Arm	Closed Arm
			24	OPU	CLU
				Open Arm	Closed Arm
				Urethane Arm Cap	Urethane Arm Cap
			30	OSC	CSC
				Open Arm	Closed Arm
				Solid Surface	Solid Surface
				Arm Cap	Arm Cap




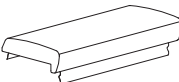




DESCRIPTION/MODEL		COM		COL	FABRIC GRADES			LEATHER			Fabric	Shipping		
		1	2	3	4	5	6	7	8	9	Yardage	Weight	Cubes	
	21" Adjustable Headrest													
	JOR2-RHR21	327	376	405	433	460	491	517	546	586	0.9	2.3	0.9	
	24" Adjustable Headrest													
	JOR2-RHR24	359	411	444	477	509	540	570	601	644	0.9	2.3	0.9	
	30" Plus Patient Headrest													
	JOR2-RHR30	429	491	530	565	602	642	678	716	766	0.9	2.3	0.9	
	Ottoman													
	JOR-5 Beech	670	701	730	760	785	816	853	873	921	0.66	14	5	
	Maple	729	747	779	806	835	865	892	921	971	0.66	14	5	

ORDERING NOTE: Ottoman is not available on *KrugExpress*.

JORDAN | REPLACEMENT COMPONENTS

DESCRIPTION/MODEL	COM	COL	3	FABRIC GRADES			7	LEATHER	9	Yds	Weight	Cube	
	1	2		4	5	6		8					
	21" Replaceable Patient Backs												
	JOR2-RBP21	560	617	674	754	845	927	1016	1131	1244	1.9	19	3.8
	24" Replaceable Patient Backs												
	JOR2-RBP24	585	642	699	779	870	952	1041	1155	1269	1.9	21	3.8
	30" Replaceable Patient Backs												
	JOR2-RBP30	637	699	769	864	968	1062	1168	1302	1434	2.21	24	4.8
	21" Replaceable Patient Back Covers												
	JOR2-RBCP21	234	291	348	428	518	599	690	805	917	1.9	2.5	0.8
	24" Replaceable Patient Back Covers												
	JOR2-RBCP24	238	295	352	432	446	603	695	809	929	1.9	2.7	0.8
	30" Replaceable Patient Back Covers												
	JOR2-RBCP30	255	320	387	479	585	678	784	916	1048	2.21	3	0.8
	21" Replacement Seat												
	JOR2-RS21	394	416	444	481	523	562	606	661	715	.9	9	2.7
	24" Replacement Seat												
	JOR2-RS24	410	437	465	502	544	584	627	680	735	.9	10	2.7
	30" Replacement Seat												
	JOR2-RS30	502	537	569	615	667	715	767	833	898	.9	12	3.4
	44" Replacement Seat												
	JOR2-RS44	663	695	729	774	827	873	928	992	1059	.9	14	4.8
	Replacement Splash Guard												
	JOR2-RSG21	90										1	.3
	JOR2-RSG24	110										2	.4
	JOR2-RSG30	154										3	.5
	JOR2-RSG44	166										4	.6

JORDAN | REPLACEMENT COMPONENTS

DESCRIPTION/MODEL	COM		COL	FABRIC GRADES						LEATHER		Yds	Weight	Cube
	1	2	3	4	5	6	7	8	9					
	21" Replacement Seat Cover													
	JOR2-RSC21	78	155	182	218	261	301	344	397	452	1.0	1.6	.8	
	24" Replacement Guest Seat Cover													
	JOR2-RSC24	82	159	186	223	267	304	347	403	455	1.0	1.7	.8	
	30" Replacement Seat Cover													
	JOR2-RSC30	144	179	212	258	310	358	409	477	541	1.0	2	.8	
	44" Replacement Seat Cover													
	JOR2-RSC44	149	183	216	261	315	361	413	480	544	1.0	2.5	.8	
	Replacement Closed Arm Panel													
	JOR2-RCA	218	232	245	265	286	305	327	354	407	0.9	6.0	.8	
	Replacement Side Frame - Start - Beech													
	JOR2-RSFS	264										7.5	1.4	
	Replacement Side Frame - Start - Maple													
	JOR2-RSFS	328										7.5	1.4	
	Replacement Side Frame - End - Beech													
	JOR2-RSFE	264										7.5	1.4	
	Replacement Side Frame - End - Maple													
	JOR2-RSFE	328										7.5	1.4	
ORDERING NOTE: When ordering replacement frames, the size of chair receiving the replacements is required, please note clearly on the purchase order.														
	Replacement Side Frame with Urethane Cap - Start - Beech													
	JOR2-RSFSAC	308										7.5	1.4	
	Replacement Side Frame with Urethane Cap - Start - Maple													
	JOR2-RSFSAC	372										7.5	1.4	
	Replacement Side Frame with Urethane Cap - End - Beech													
	JOR2-RSFEAC	308										7.5	1.4	
	Replacement Side Frame with Urethane Cap - End - Maple													
	JOR2-RSFEAC	372										7.5	1.4	
ORDERING NOTE: When ordering replacement frames, the size of chair receiving the replacements is required, please note clearly on the purchase order.														
	Replacement Arm Cap - Urethane													
	JOR2-RUA	71										1.5	.2	
Replacement Arm Cap-Solid Surface													2	.2
JOR2-RACSS				Grade A- White		Grade A- Color		Grade- B		Grade- C				
				238		240		250		264				

JORDAN | MULTIPLE SEATING INSTRUCTIONS

To aid you in the process of specifying and ordering Jordan Multiple Seating, we have compiled the following summary. It explains the three different types of Jordan Multiple Seating – (a) Pre-Configured, (b) Start, Center & End Units and (c) the Freespan Multiple Units – including the features and considerations of each type, to assist in selecting the one that best suits each application. It is a requirement for all Jordan Multiple Seating orders, a drawing or plan view layout must accompany the order, so that we can verify that the specification is correct.

When building your multiple seating layout, please note that your order should start from left to right as you are facing the configuration.

Pre-Configured Multiple Units

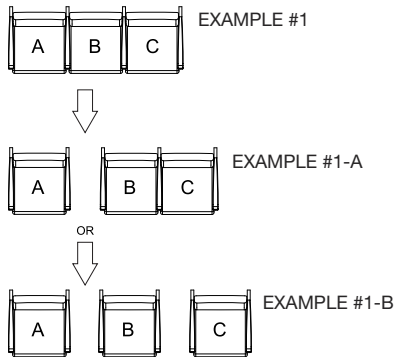
Pre-Configured Multiple Units are designed to be used when you have seating configurations that are 2-3 chair units in size (see picture below).

Two-Seat



Considerations if choosing to use Pre-Configured Units:

- Linking tables can be joined to either end of a Pre-Configured Multiple Unit, but not in-between
- There are no limitations to the number of Pre-Configured Multiple units that can be ganged together with the Jordan Linking Tables
- Pre-Configured Multiple Units are not available in 30" or 44" plus widths
- Pre-Configured Multiple Units are not designed to work with other multiple seating (Start, Center, End Units or Freespan Units) unless a Jordan Linking Table or linking brackets are used in-between the different types of multiple seating.
- Pre-Configured Multiple Units are built from Start, Center and End Units and therefore, can be reconfigured to singular or two-seater units. However, you may have to purchase additional components (arms, etc...) to be able to do this. See line drawings below for possible configurations that can be made from taking apart the Pre-Configured Multiple Units.



*Please note:

Example #1-A requires an additional end unit arm for chair A, and a start unit arm for chair B.


Example #1-B requires an additional end unit arm for chair A, a start and end unit arm for chair B, and a start unit arm for chair C.

Start, Center and End Multiple Seating Units

Start, Center and End Multiple Units are designed to be used when you have seating configurations that are greater than three chair units in size, and/or include 30" or 44" units (see picture below). Also, before you start to build your multiple seating layout, please note that your order should start from left to right as you are facing the chair, therefore begin the configuration with a Start Unit, then move to a Center Unit and finish with an End Unit.

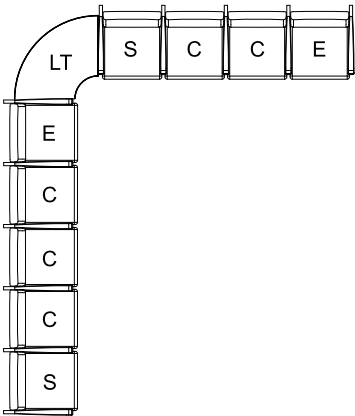
Considerations if choosing to use Start, Center and End Multiple Units:

- Start, Center and End units are available in all widths (21", 24", 30" & 44")
- There are no limitations to the amount of center units that can be ganged to a start or an end unit
- Jordan Linking Tables can be joined to any Jordan Start or End unit only (this is because the units are engineered with the finished arms)



JORDAN | MULTIPLE SEATING INSTRUCTIONS

See below for sample configurations of when you would use Start, Center and End Multiple Units.



Freespan Multiple Units

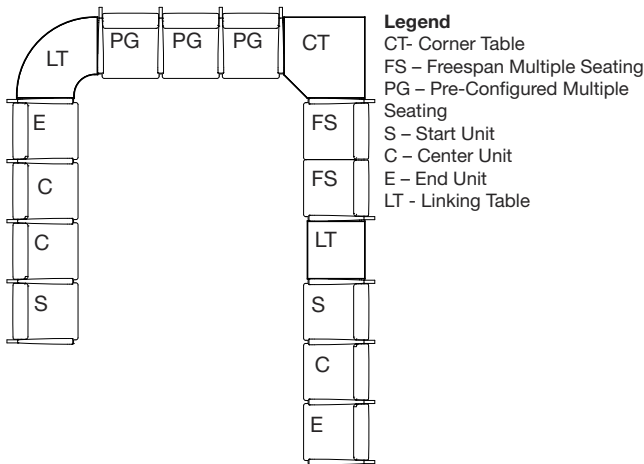
Freespan Multiple Units are designed to be used when you have seating configurations that are 2-3 chair units in size and a reduced number of legs are desirable. (see picture below).



Considerations if choosing to use Freespan Multiple Units:

- Freespan Multiple Units come with a choice of a pre-configured unit with or without a center arm
- The unit with the center arm increases the overall width of the unit by 1" per arm
- Linking tables can be joined to either side of a Freespan Multiple Unit, but not in-between
- There are no limitations to the number of Freespan Multiple units that can be ganged together with the Jordan Linking Tables or linking brackets.
- Freespan Multiple Units are not available in 30" or 44" plus widths
- Freespan Multiple Units are not designed to work with other multiple seating (Start, Center, End Units or Freespan Units) unless a Jordan Linking Table or linking brackets are used in-between the different types of multiple seating.

Below illustrates possible configurations when you could use all three types of Jordan Multiple Seating together.



For more information on how to specify Jordan Multiple Seating, please contact Customer Service directly at 1-888-578-5784.

JORDAN | MULTIPLE SEATING - PRECONFIGURED UNITS

DIMENSIONS & COM REQUIREMENTS

	Overall Width	Overall Depth	Overall Height	Seat Height	Height of Arms from Floor	Width Between Arms	Seat Depth	Shipping Weight	Cube	COM Seat & Back Yardage	COM Fabric Seat Yardage	COM Fabric Back Yardage	COM Fabric Closed Arm Panel Yardage
PCG21X2	47.75	27	34.25	18.5	26	20.5	19	72	28	3.2	1.8	2.8	1.35
PCP21X2	47.75	27	43.5	18.5	26	20.5	19	82	38	4.2	1.8	3.8	1.35
PCG21X3	70.5	27	34.25	18.5	26	20.5	19	103	41	4.8	2.7	4.2	1.8
PCP21X3	70.5	27	43.5	18.5	26	20.5	19	118	56	6.3	2.7	5.7	1.8
PCG24X2	53.75	27	34.25	18.5	26	23.5	19	79	31	3.8	1.8	2.8	1.35
PCP24X2	53.75	27	43.5	18.5	26	23.5	19	89	43	4.8	1.8	3.8	1.35
PCG24X3	79.5	27	34.25	18.5	26	23.5	19	115	46	5.7	2.7	4.2	1.8
PCP24X3	79.5	27	43.5	18.5	26	23.5	19	130	63	7.2	2.7	5.7	1.8

PRE-CONFIGURED MULTIPLE UNITS	SEAT	GUEST BACK	PATIENT BACK	CLOSED ARM PANEL
PC21x2	1.8	2.8	3.8	1.35
PC21x3	2.7	4.2	5.7	1.8
PC24X2	1.8	2.8	3.8	1.35
PC24X3	2.7	4.2	5.7	1.8

ORDERING NOTES: A drawing showing the configuration of the multiple seating and tables is required with each purchase order.

WEIGHT CAPACITIES

Jordan Pre-configured weight capacities are 500 lbs per seat

PRE-CONFIGURED MULTIPLE UNITS

Two-Seat



Three-Seat







Jordan Option Upcharges	\$ List		\$ List
CAL 133 & Moisture Barrier (per yard)	64	Solid Surface Arm Cap (per arm) - Gr A White	238
Kinetic Back option	120	Solid Surface Arm Cap (per arm) - Gr A Color	240
Removable Seat Cover (per seat)	90	Solid Surface Arm Cap (per arm) - Gr B	250
21" & 24" Removeable Guest Back Covers (per back)	58	Solid Surface Arm Cap (per arm) - Gr C	264
21" & 24" Removeable Patient Back Covers (per back)	90	21" & 24" Cleanable Under-seat Splashguard	40
Combination Upholstery - dual fabrics (per chair)	33	Non-Marring Glide	37
Combination Upholstery - Three fabrics (per chair)	64		

Patient backs are available on pre-configured units, please change the model number JOR2-PCG to JOR2-PCP and add the following upcharges per back:

Fabric Grades	(COM) 1	2	(COL) 3	4	5	6	7	8	9
21" Chair	269	318	365	477	569	633	711	791	870
24" Chair	284	340	384	509	591	679	760	853	941

JORDAN | MULTIPLE SEATING - PRECONFIGURED UNITS

DESCRIPTION/MODEL	Species	COM		COL		FABRIC GRADES				LEATHER	
		1	2	3	4	5	6	7	8	9	
	2 Seat - 21" Open Arm Pre-configured Unit, Guest Backs										
	JOR2-PCG21X2OPS	Beech	2130	2281	2434	2665	2894	3144	3395	3682	4198
	JOR2-PCG21X2OPS	Maple	2273	2427	2580	2808	3058	3316	3565	3854	4392
	21" Open Arm Urethane Cap Pre-configured Unit, Guest Backs										
	JOR2PCG21X2OPU	Beech	2339	2489	2641	2874	3104	3353	3604	3891	4406
JOR2PCG21X2OPU	Maple	2483	2636	2789	3021	3268	3528	3774	4063	4599	
	2 Seat - 21" Closed Arm Pre-configured Unit, Guest Backs										
	JOR2-PCG21X2CLS	Beech	2312	2464	2618	2848	3078	3327	3577	3865	4381
	JOR2-PCG21X2CLS	Maple	2457	2609	2763	2992	3242	3499	3746	4037	4573
	2 Seat - 21" Closed Arm Urethane Cap Pre-configured Unit, Guest Backs										
	JOR2-PCG21X2CLU	Beech	2520	2672	2827	3057	3287	3536	3786	4072	4591
JOR2-PCG21X2CLU	Maple	2665	2819	2971	3203	3453	3709	3959	4245	4782	
	3 Seat - 21" Open Arm Pre-configured Unit, Guest Backs										
	JOR2-PCG21X3OPS	Beech	3163	3395	3624	3960	4322	4678	5071	5510	6289
	JOR2-PCG21X3OPS	Maple	3384	3624	3854	4198	4581	4995	5407	5799	6575
	3 Seat - 21" Open Arm Urethane Cap Pre-configured Unit, Guest Backs										
	JOR2-PCG21X3OPU	Beech	3441	3671	3902	4238	4603	4957	5351	5792	6567
JOR2-PCG21X3OPU	Maple	3663	3902	4132	4477	4861	5274	5685	6079	6854	
	3 Seat - 21" Closed Arm Pre-configured Unit, Guest Backs										
	JOR2-PCG21X3CLS	Beech	3408	3638	3867	4205	4567	4921	5317	5757	6532
	JOR2-PCG21X3CLS	Maple	3628	3867	4098	4442	4826	5240	5649	6044	6819
	21" Closed Arm Urethane Cap Pre-configured Unit, Guest Backs										
	JOR2-PCG21X3CLU	Beech	3686	3917	4146	4484	4845	5201	5595	6034	6813
JOR2-PCG21X3CLU	Maple	3907	4146	4377	4721	5106	5518	5929	6322	7095	

ORDERING NOTES: A drawing showing the configuration of the multiple seating and tables is required with each purchase order.

Jordan Option Upcharges		\$ List		\$ List	
CAL 133 & Moisture Barrier (per yard)	64	Solid Surface Arm Cap (per arm) - Gr A White	238		
Kinetic Back option	120	Solid Surface Arm Cap (per arm) - Gr A Color	240		
Removable Seat Cover (per seat)	90	Solid Surface Arm Cap (per arm) - Gr B	250		
21" & 24" Removeable Guest Back Covers (per back)	58	Solid Surface Arm Cap (per arm) - Gr C	264		
21" & 24" Removeable Patient Back Covers (per back)	90	21" & 24" Cleanable Under-seat Splashguard	40		
Combination Upholstery - dual fabrics (per chair)	33	Non-Marring Glide	37		
Combination Upholstery - Three fabrics (per chair)	64				





Patient backs are available on pre-configured units, please change the model number JOR2-PCG to JOR2-PCP and add the following upcharges per back:

Fabric Grades	(COM) 1	2	(COL) 3	4	5	6	7	8	9
21" Chair	269	318	365	477	569	633	711	791	870
24" Chair	284	340	384	509	591	679	760	853	941

PRODUCT CODE KEY

Line	Series	Chair Type	Back Type	Size	Arm Type
JOR	2	PC	G	21X2	OPS
Jordan	Chair	Pre-configured Multiple Unit	Guest Back		Open Arm
			P	21X3	OPU
			Patient Back		Open Arm Urethane Arm Cap
				24X2	CLS
					Closed Arm
				24X3	CLU
					Closed Arm Urethane Arm Cap

JORDAN | MULTIPLE SEATING - PRECONFIGURED UNITS

		COM	COL		FABRIC GRADES				LEATHER		
DESCRIPTION/MODEL	Species	1	2	3	4	5	6	7	8	9	
	2 Seat - 24" Open Arm Pre-configured Unit, Guest Backs										
	JOR2-PCG24X2OPS	Beech	2206	2359	2513	2742	2971	3241	3470	3759	4274
	JOR2-PCG24X2OPS	Maple	2369	2522	2673	2906	3158	3412	3662	3950	4486
	24" Open Arm Urethane Cap Pre-configured Unit, Guest Backs										
	JOR2-PCG24X2OPU	Beech	2415	2567	2719	2952	3181	3452	3680	3965	4485
	JOR2-PCG24X2OPU	Maple	2579	2734	2884	3114	3364	3622	3871	4160	4693
	2 Seat - 24" Closed Arm Pre-configured Unit, Guest Backs										
	JOR2-PCG24X2CLS	Beech	2387	2541	2695	2926	3158	3424	3654	3940	4458
	JOR2-PCG24X2CLS	Maple	2552	2705	2858	3090	3339	3595	3845	4132	4669
	24" Closed Arm Urethane Cap Pre-configured Unit, Guest Backs										
	JOR2-PCG24X2CLU	Beech	2596	2748	2904	3134	3364	3634	3862	4149	4667
	JOR2-PCG24X2CLU	Maple	2761	2913	3068	3297	3546	3806	4055	4340	4878
	3 Seat - 24" Open Arm Pre-configured Unit, Guest Backs										
	JOR2-PCG24X3OPS	Beech	3279	3508	3739	4074	4439	4793	5187	5629	6403
	JOR2-PCG24X3OPS	Maple	3519	3759	3988	4334	4715	5131	5539	5954	6710
	24" Open Arm Urethane Cap Pre-configured Unit, Guest Backs										
	JOR2-PCG24X3OPU	Beech	3559	3788	4016	4353	4718	5071	5465	5905	6683
	JOR2-PCG24X3OPU	Maple	3796	4037	4267	4611	4995	5408	5819	6232	6987
	3 Seat - 24" Closed Arm Pre-configured Unit, Guest Backs										
	JOR2-PCG24X3CLS	Beech	3521	3753	3982	4318	4683	5036	5429	5870	6647
	JOR2-PCG24X3CLS	Maple	3762	4001	4233	4576	4961	5370	5784	6196	6954
	24" Closed Arm Urethane Cap Pre-configured Unit, Guest Backs										
	JOR2-PCG24X3CLU	Beech	3803	4030	4261	4596	4962	5317	5710	6149	6925
	JOR2-PCG24X3CLU	Maple	4041	4282	4509	4857	5240	5650	6063	6475	7233

ORDERING NOTES: A drawing showing the configuration of the multiple seating and tables is required with each purchase order.

Jordan Option Upcharges	\$ List	\$ List
CAL 133 & Moisture Barrier (per yard)	64	Solid Surface Arm Cap (per arm) - Gr A White 238
Kinetic Back option	120	Solid Surface Arm Cap (per arm) - Gr A Color 240
Removable Seat Cover (per seat)	90	Solid Surface Arm Cap (per arm) - Gr B 250
21" & 24" Removeable Guest Back Covers (per back)	58	Solid Surface Arm Cap (per arm) - Gr C 264
21" & 24" Removeable Patient Back Covers (per back)	90	21" & 24" Cleanable Under-seat Splashguard 40
Combination Upholstery - dual fabrics (per chair)	33	Non-Marring Glide 37
Combination Upholstery - Three fabrics (per chair)	64	

Patient backs are available on pre-configured units, please change the model number JOR2-PCG to JOR2-PCP and add the following upcharges per back:

Fabric Grades	(COM) 1	2	(COL) 3	4	5	6	7	8	9
21" Chair	269	318	365	477	569	633	711	791	870
24" Chair	284	340	384	509	591	679	760	853	941

PRODUCT CODE KEY

Line	Series	Chair Type	Back Type	Size	Arm Type
JOR	2	PC	G	21X2	OPS
Jordan	Chair	Pre-configured Multiple Unit	Guest Back		Open Arm
			P	21X3	OPU
			Patient Back		Open Arm Urethane Arm Cap
				24X2	CLS
					Closed Arm
				24X3	CLU
					Closed Arm Urethane Arm Cap

JORDAN | MULTIPLE SEATING - START, CENTER & END UNITS

DIMENSIONS & COM REQUIREMENTS

JORDAN MULTIPLE START UNITS

	Overall Width	Overall Depth	Overall Height	Seat Height	Height of Arms from Floor	Width Between Arms	Seat Depth	Shipping Weight	Cube	COM Seat & Back Yardage	COM Fabric Seat Yardage	COM Fabric Back Yardage	COM Fabric Closed Arm Panel (1 Arm) Yardage	COM Fabric Closed Arm Panel (2 Arms) Yardage
SG21	25	27	34.25	18.5	26	20.5	19	42	14	1.6	0.9	1.4	0.45	0.9
SP21	25	27	43.5	18.5	26	20.5	19	47	17	2.2	0.9	1.9	0.45	0.9
SG24	28	27	34.25	18.5	26	23.5	19	46	19	1.6	0.9	1.4	0.45	0.9
SP24	28	27	43.5	18.5	26	23.5	19	51	22	2.2	0.9	1.9	0.45	0.9
SG30	34	27	34.25	18.5	26	29.5	19	52	20	2.7	0.9	1.6	0.45	0.9
SP30	34	27	43.5	18.5	26	29.5	19	59	28	3.1	0.9	2.21	0.45	0.9
SG44	48	27	34.25	18.5	26	43.5	19	69	28	2.7	0.9	1.6	0.45	0.9

JORDAN MULTIPLE CENTER UNITS

	Overall Width	Overall Depth	Overall Height	Seat Height	Height of Arms from Floor	Width Between Arms	Seat Depth	Shipping Weight	Cube	COM Seat & Back Yardage	COM Fabric Seat Yardage	COM Fabric Back Yardage	COM Fabric Closed Arm Panel Yardage
CG21	22.75	27	34.25	18.5	26	20.5	19	40	14	1.6	0.9	1.4	0.45
CP21	22.75	27	43.5	18.5	26	20.6	19	42	17	2.2	0.9	1.9	0.45
CG24	25.75	27	34.25	18.5	26	23.5	19	45	19	1.6	0.9	1.4	0.45
CP24	25.75	27	43.5	18.5	26	23.5	19	46	22	2.2	0.9	1.9	0.45
CG30	31.75	27	34.25	18.5	26	29.5	19	50	20	2.7	0.9	1.6	0.45
CP30	31.75	27	43.5	18.5	26	29.5	19	54	28	3.1	0.9	2.21	0.45
CG44	45.75	27	34.25	18.5	26	43.5	19	69	28	2.7	0.9	1.6	0.45

JORDAN MULTIPLE END UNITS

	Overall Width	Overall Depth	Overall Height	Seat Height	Height of Arms from Floor	Width Between Arms	Seat Depth	Shipping Weight	Cube	COM Seat & Back Yardage	COM Fabric Seat Yardage	COM Fabric Back Yardage	COM Fabric Closed Arm Panel Yardage
EG21	22.75	27	34.25	18.5	26	20.5	19	40	14	1.6	0.9	1.4	0.45
EP21	22.75	27	43.5	18.5	26	20.5	19	42	17	2.2	0.9	1.9	0.45
EG24	25.75	27	34.25	18.5	26	23.5	19	45	19	1.6	0.9	1.4	0.45
EP24	25.75	27	43.5	18.5	26	23.5	19	46	22	2.2	0.9	1.9	0.45
EG30	31.75	27	34.25	18.5	26	29.5	19	50	20	2.7	0.9	1.6	0.45
EP30	31.75	27	43.5	18.5	26	29.5	19	54	28	3.1	0.9	2.21	0.45
EG44	45.75	27	34.25	18.5	26	43.5	19	69	28	2.7	0.9	1.6	0.45

ORDERING NOTES: A drawing showing the configuration of the multiple seating and tables is required with each purchase order.

WEIGHT CAPACITIES

Jordan weight capacities are as follows:

Multiple Seating & Pre-configured - 500 lbs per seat

START, CENTER, & END MULTIPLE UNITS

Start Unit

Center Unit

End Unit



Jordan Guest Option Upcharges

\$ List







\$ List

CAL 133 & Moisture Barrier (per yard)	64	21" & 24" Cleanable Under-seat Splashguard	40
Kinetic Back option (not available for 30" & 44")	120	30" Cleanable Under-seat Splashguard	48
Removable Seat Cover (per seat)	90	44" Cleanable Under-seat Splashguard	64
21" & 24" - Removeable Guest Back Covers (per back)	58	Solid Surface Arm Cap (per arm) - Gr A White	238
30" & 44" - Removeable Guest Back Covers (per back)	90	Solid Surface Arm Cap (per arm) - Gr A Color	240
21" & 24" - Removeable Patient Back Covers (per back)	90	Solid Surface Arm Cap (per arm) - Gr B	250
30" - Removeable Patient Back Covers (per back)	142	Solid Surface Arm Cap (per arm) - Gr C	264
Combination Upholstery - dual fabrics (per chair)	33	Non-Marring Glide	37
Combination Upholstery - Three fabrics (per chair)	64		

Patient backs are available on pre-configured units, please change the model number JOR2-PCG to JOR2-PCP and add the following upcharges per back:

Fabric Grades	(COM) 1	2	(COL) 3	4	5	6	7	8	9
21" Chair	269	318	365	477	569	633	711	791	870
24" Chair	284	340	384	509	591	679	760	853	941

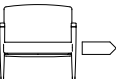
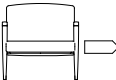
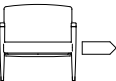
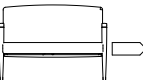

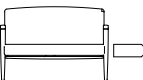
JORDAN | MULTIPLE SEATING - START, CENTER & END UNITS

DESCRIPTION/MODEL		Species	COM	COL			FABRIC GRADES			LEATHER	
			1	2	3	4	5	6	7	8	9
	Start	21" Open Arm Start Unit, Guest Back									
	JOR2-SG21OPS	Beech	1170	1257	1342	1466	1603	1736	1880	2042	2329
	JOR2-SG21OPS	Maple	1257	1342	1430	1555	1698	1853	2004	2146	2434
		21" Open Arm Urethane Cap Start Unit, Guest Back									
	JOR2-SG21OPU	Beech	1310	1396	1482	1609	1743	1878	2019	2182	2470
	JOR2-SG21OPU	Maple	1396	1482	1568	1693	1837	1990	2144	2285	2574
		21" Closed Arm Start Unit, Guest Back									
	JOR2-SG21CLS	Beech	1292	1378	1464	1589	1724	1857	2002	2165	2452
	JOR2-SG21CLS	Maple	1378	1464	1554	1676	1819	1974	2129	2269	2557
		21" Closed Arm Urethane Cap Start Unit, Guest Back									
	JOR2-SG21CLU	Beech	1431	1518	1604	1730	1863	1997	2140	2304	2591
	JOR2-SG21CLU	Maple	1518	1604	1691	1816	1959	2112	2266	2410	2697
		21" Closed Arm / Open Center Arm Start Unit, Guest Back									
	JOR2-SG21COS	Beech	1229	1316	1404	1529	1664	1798	1941	2105	2391
	JOR2-SG21COS	Maple	1316	1404	1492	1615	1758	1912	2064	2210	2496
		21" Closed Arm / Open Center Arm Urethane Cap Start Unit, Guest Back									
	JOR2-SG21COU	Beech	1372	1459	1543	1668	1803	1938	2080	2242	2531
	JOR2-SG21COU	Maple	1459	1543	1632	1753	1898	2054	2206	2347	2636
		24" Open Arm Start Unit, Guest Back									
	JOR2-SG24OPS	Beech	1201	1285	1373	1495	1632	1765	1909	2070	2359
	JOR2-SG24OPS	Maple	1295	1380	1466	1592	1736	1887	2042	2188	2472
		24" Open Arm Urethane Cap Start Unit, Guest Back									
	JOR2-SG24OPU	Beech	1340	1423	1512	1636	1771	1905	2048	2211	2497
	JOR2-SG24OPU	Maple	1434	1521	1609	1731	1878	2029	2182	2326	2612
		24" Closed Arm Start Unit, Guest Back									
	JOR2-SG24CLS	Beech	1320	1408	1494	1618	1752	1885	2031	2193	2481
	JOR2-SG24CLS	Maple	1417	1503	1589	1714	1857	2011	2165	2308	2595
		24" Closed Arm Urethane Cap Start Unit, Guest Back									
	JOR2-SG24CLU	Beech	1461	1547	1634	1756	1892	2026	2170	2332	2620
	JOR2-SG24CLU	Maple	1558	1643	1730	1854	1997	2148	2304	2448	2736
		24" Closed Arm / Open Center Arm Start Unit, Guest Back									
	JOR2-SG24COS	Beech	1262	1346	1433	1558	1691	1823	1970	2132	2419
	JOR2-SG24COS	Maple	1357	1441	1529	1653	1798	1951	2105	2247	2533
		24" Closed Arm / Open Center Arm Urethane Cap Start Unit, Guest Back									
	JOR2-SG24COU	Beech	1401	1484	1570	1697	1833	1965	2109	2272	2559
	JOR2-SG24COU	Maple	1495	1583	1668	1791	1938	2090	2242	2386	2672

PRODUCT CODE KEY

Line	Series	Chair Type	Back Type	Size	Arm Type
JOR	2	S	G	21	OPS
Jordan	Chair	Start Unit Multiple Seating	Guest Back		Open Arm
			P	24	OPU
			Patient Back (21" & 24" only)		Open Arm Urethane Arm Cap
				30	CLS
					Closed Arm
				44	CLU
					Closed Arm Urethane Arm Cap
					COS
					Closed Start Arm/ Open Center Arm
					COU
					Closed Start Arm/ Open Center Arm Urethane Arm Cap

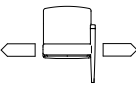
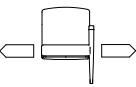
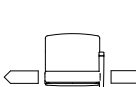
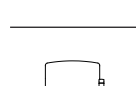



JORDAN | MULTIPLE SEATING - START, CENTER & END UNITS

DESCRIPTION/MODEL		Species	COM	2	COL	FABRIC GRADES				LEATHER	
			1		3	4	5	6	7	8	9
	30" Open Arm Start Unit, Guest Back										
	JOR2-SG30OPS	Beech	1563	1716	1853	2083	2312	2541	2772	3003	3366
	JOR2-SG30OPS	Maple	1678	1834	1987	2215	2447	2673	2906	3135	3499
	30" Open Arm Urethane Cap Start Unit, Guest Back										
	JOR2-SG30OPU	Beech	1703	1856	1990	2220	2451	2682	2911	3141	3505
	JOR2-SG30OPU	Maple	1818	1971	2126	2355	2586	2817	3043	3274	3639
	30" Closed Arm Start Unit, Guest Back										
	JOR2-SG30CLS	Beech	1686	1839	1974	2205	2433	2664	2893	3126	3488
	JOR2-SG30CLS	Maple	1802	1955	2108	2339	2567	2798	3028	3259	3622
	30" Closed Arm Urethane Cap Start Unit, Guest Back										
	JOR2-SG30CLU	Beech	1823	1979	2112	2343	2571	2804	3032	3265	3627
	JOR2-SG30CLU	Maple	1941	2092	2247	2479	2707	2936	3165	3397	3761
	30" Closed Arm/Open Center Arm Start Unit, Guest Back										
	JOR2-SG30COS	Beech	1624	1778	1912	2143	2374	2605	2833	3062	3428
	JOR2-SG30COS	Maple	1741	1893	2046	2278	2505	2738	2965	3195	3561
	30" Closed Arm/Open Center Arm Urethane Cap Start Unit, Guest Back										
	JOR2-SG30COU	Beech	1765	1918	2054	2281	2513	2742	2971	3203	3565
	JOR2-SG30COU	Maple	1880	2033	2188	2417	2646	2877	3105	3336	3701
	44" Open Arm Start Unit, Guest Back										
	JOR2-SG44OPS	Beech	1870	2062	2223	2493	2772	3049	3327	3605	4037
	JOR2-SG44OPS	Maple	2012	2206	2378	2657	2934	3211	3489	3759	4198
	44" Open Arm Urethane Cap Start Unit, Guest Back										
	JOR2-SG44OPU	Beech	2010	2201	2362	2634	2911	3187	3468	3743	4177
	JOR2-SG44OPU	Maple	2155	2345	2517	2794	3073	3352	3628	3896	4337
	44" Closed Arm Start Unit, Guest Back										
	JOR2-SG44CLS	Beech	1991	2185	2346	2614	2893	3169	3452	3727	4160
	JOR2-SG44CLS	Maple	2135	2327	2500	2778	3056	3333	3609	3880	4319
	44" Closed Arm Urethane Cap Start Unit, Guest Back										
	JOR2-SG44CLU	Beech	2132	2324	2486	2754	3032	3312	3589	3866	4296
	JOR2-SG44CLU	Maple	2277	2465	2638	2919	3194	3472	3752	4020	4459
	44" Closed Arm/Open Center Arm Start Unit, Guest Back										
	JOR2-SG44COS	Beech	1932	2124	2283	2554	2833	3111	3388	3666	4098
	JOR2-SG44COS	Maple	2073	2266	2437	2717	2994	3271	3552	3819	4260
	44" Closed Arm/Open Center Arm Urethane Cap Start Unit, Guest Back										
	JOR2-SG44COU	Beech	2070	2264	2423	2694	2971	3248	3529	3806	4237
	JOR2-SG44COU	Maple	2214	2406	2579	2857	3134	3412	3688	3958	4398

PRODUCT CODE KEY

Line	Series	Chair Type	Back Type	Size	Arm Type
JOR	2	S	G	21	OPS
Jordan	Chair	Start Unit Multiple Seating	Guest Back		Open Arm
			P	24	OPU
			Patient Back (21" & 24" only)		Open Arm Urethane Arm Cap
				30	CLS
					Closed Arm
				44	CLU
					Closed Arm Urethane Arm Cap
					COS
					Closed Start Arm/ Open Center Arm
					COU
					Closed Start Arm/ Open Center Arm Urethane Arm Cap


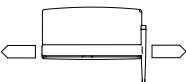





JORDAN | MULTIPLE SEATING - START, CENTER & END UNITS

DESCRIPTION/MODEL		Species	COM	COL			FABRIC GRADES			LEATHER	
			1	2	3	4	5	6	7	8	9
	21" Open Arm Center Unit, Guest Back										
	JOR2-CG21OPS	Beech	1056	1141	1228	1355	1485	1620	1765	1927	2215
	JOR2-CG21OPS	Maple	1134	1228	1314	1439	1584	1736	1887	2033	2319
	21" Open Arm Urethane Cap Center Unit, Guest Back										
	JOR2-CG21OPU	Beech	1124	1212	1297	1422	1558	1691	1835	1997	2283
	JOR2-CG21OPU	Maple	1202	1297	1384	1509	1653	1806	1959	2104	2390
	21" Closed Arm Center Unit, Guest Back										
	JOR2-CG21CLS	Beech	1117	1203	1289	1415	1548	1683	1823	1989	2278
	JOR2-CG21CLS	Maple	1193	1289	1376	1499	1644	1798	1951	2092	2382
	21" Closed Arm Urethane Cap Center Unit, Guest Back										
	JOR2-CG21CLU	Beech	1187	1273	1358	1483	1618	1752	1894	2059	2346
	JOR2-CG21CLU	Maple	1263	1358	1446	1568	1714	1867	2020	2164	2451
	24" Open Arm Center Unit, Guest Back										
	JOR2-CG24OPS	Beech	1086	1170	1257	1380	1514	1646	1792	1956	2242
	JOR2-CG24OPS	Maple	1179	1266	1355	1479	1620	1765	1927	2070	2359
	24" Open Arm Urethane Cap Center Unit, Guest Back										
	JOR2-CG24OPU	Beech	1155	1240	1328	1451	1585	1717	1863	2026	2313
	JOR2-CG24OPU	Maple	1249	1336	1422	1547	1691	1835	1997	2140	2429
	24" Closed Arm Center Unit, Guest Back										
	JOR2-CG24CLS	Beech	1143	1230	1316	1441	1578	1712	1855	2018	2304
	JOR2-CG24CLS	Maple	1241	1328	1415	1537	1683	1823	1989	2132	2419
	24" Closed Arm Urethane Cap Center Unit, Guest Back										
	JOR2-CG24CLU	Beech	1215	1302	1389	1512	1645	1779	1924	2087	2376
	JOR2-CG24CLU	Maple	1311	1396	1483	1609	1752	1894	2059	2201	2488
	30" Open Arm Center Unit, Guest Back										
	JOR2-CG30OPS	Beech	1449	1603	1736	1967	2195	2427	2657	2886	3249
	JOR2-CG30OPS	Maple	1563	1716	1870	2103	2329	2562	2790	3022	3384
	30" Open Arm Urethane Cap Center Unit, Guest Back										
	JOR2-CG30OPU	Beech	1518	1670	1806	2035	2266	2496	2726	2957	3320
	JOR2-CG30OPU	Maple	1634	1788	1941	2170	2401	2632	2859	3091	3455
	30" Closed Arm Center Unit, Guest Back										
	JOR2-CG30CLS	Beech	1510	1664	1798	2028	2256	2487	2717	2947	3313
	JOR2-CG30CLS	Maple	1624	1778	1932	2163	2391	2621	2852	3081	3446
	30" Closed Arm Urethane Cap Center Unit, Guest Back										
	JOR2-CG30CLU	Beech	1581	1732	1867	2096	2327	2557	2788	3016	3382
	JOR2-CG30CLU	Maple	1695	1849	2002	2232	2462	2691	2921	3148	3516

PRODUCT CODE KEY

Line	Series	Chair Type	Back Type	Size	Arm Type
JOR	2	C	G	21	OPS
Jordan	Chair	Center Unit Multiple Seating	Guest Back		Open Arm
			P	24	OPU
			Patient Back (21" & 24" only)		Open Arm Urethane Arm Cap
				30	CLS
					Closed Arm
				44	CLU
					Closed Arm Urethane Arm Cap

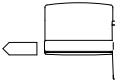
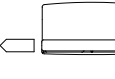
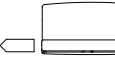


JORDAN | MULTIPLE SEATING - START, CENTER & END UNITS

DESCRIPTION/MODEL	Species	COM	COL		FABRIC GRADES			LEATHER			
		1	2	3	4	5	6	7	8	9	
	44" Open Arm Center Unit, Guest Back										
	JOR2-CG44OPS	Beech	1755	1946	2109	2378	2657	2934	3211	3489	3921
	JOR2-CG44OPS	Maple	1898	2090	2264	2541	2819	3097	3374	3642	4083
	44" Open Arm Urethane Cap Center Unit, Guest Back										
	JOR2-CG44OPU	Beech	1823	2018	2177	2448	2726	3004	3283	3560	3993
JOR2-CG44OPU	Maple	1968	2161	2332	2611	2888	3165	3445	3712	4153	
	44" Closed Arm Center Unit, Guest Back										
	JOR2-CG44CLS	Beech	1817	2007	2170	2437	2717	2994	3271	3552	3982
	JOR2-CG44CLS	Maple	1959	2148	2324	2605	2880	3160	3434	3706	4145
	44" Closed Arm Urethane Cap Center Unit, Guest Back										
	JOR2-CG44CLU	Beech	1885	2079	2240	2507	2788	3066	3344	3620	4053
JOR2-CG44CLU	Maple	2030	2220	2392	2671	2948	3229	3505	3773	4214	
	21" Open Arm End Unit, Guest Back										
	JOR2-EG21OPS	Beech	1056	1141	1228	1355	1485	1620	1765	1927	2215
	JOR2-EG21OPS	Maple	1134	1228	1314	1439	1584	1736	1887	2033	2319
	21" Open Arm Urethane Cap End Unit, Guest Back										
	JOR2-EG21OPU	Beech	1124	1212	1297	1422	1558	1691	1835	1997	2283
JOR2-EG21OPU	Maple	1202	1297	1384	1509	1653	1806	1959	2104	2390	
	21" Closed Arm End Unit, Guest Back										
	JOR2-EG21CLS	Beech	1117	1203	1289	1415	1548	1683	1823	1989	2278
	JOR2-EG21CLS	Maple	1193	1289	1376	1499	1644	1798	1951	2092	2382
	21" Closed Arm Urethane Cap End Unit, Guest Back										
	JOR2-EG21CLU	Beech	1187	1273	1358	1483	1618	1752	1894	2059	2346
JOR2-EG21CLU	Maple	1263	1358	1446	1568	1714	1867	2020	2164	2451	
	24" Open Arm End Unit, Guest Back										
	JOR2-EG24OPS	Beech	1086	1170	1257	1380	1514	1647	1792	1956	2242
	JOR2-EG24OPS	Maple	1179	1266	1355	1479	1620	1765	1927	2070	2359
	24" Open Arm Urethane Cap End Unit, Guest Back										
	JOR2-EG24OPU	Beech	1155	1240	1328	1451	1585	1717	1863	2026	2313
JOR2-EG24OPU	Maple	1249	1336	1422	1547	1691	1835	1997	2140	2429	
	24" Closed Arm End Unit, Guest Back										
	JOR2-EG24CLS	Beech	1143	1230	1316	1441	1578	1712	1855	2018	2304
	JOR2-EG24CLS	Maple	1241	1328	1415	1537	1683	1823	1989	2132	2419
	24" Closed Arm Urethane Cap End Unit, Guest Back										
	JOR2-EG24CLU	Beech	1215	1302	1389	1512	1645	1779	1924	2087	2376
JOR2-EG24CLU	Maple	1311	1396	1483	1609	1752	1894	2059	2201	2488	
	30" Open Arm End Unit, Guest Back										
	JOR2-EG30OPS	Beech	1449	1603	1736	1967	2195	2427	2657	2886	3249
	JOR2-EG30OPS	Maple	1563	1716	1870	2103	2329	2562	2790	3022	3384
	30" Open Arm Urethane Cap End Unit, Guest Back										
	JOR2-EG30OPU	Beech	1518	1670	1806	2035	2266	2496	2726	2957	3320
JOR2-EG30OPU	Maple	1634	1788	1941	2170	2401	2632	2859	3091	3455	

PRODUCT CODE KEY

Line	Series	Chair Type	Back Type	Size	Arm Type
JOR	2	C	G	21	OPS
Jordan	Chair	Center Unit Multiple Seating	Guest Back		Open Arm
		E	P	24	OPU
			Patient Back (21" & 24" only)		Open Arm Urethane Arm Cap
				30	CLS
					Closed Arm
				44	CLU
					Closed Arm Urethane Arm Cap

JORDAN | MULTIPLE SEATING - START, CENTER & END UNITS

DESCRIPTION/MODEL		Species	COM		COL	FABRIC GRADES				LEATHER	
			1	2		4	5	6	7	8	9
	30" Closed Arm End Unit, Guest Back										
	JOR2-EG30CLS	Beech	1510	1664	1798	2028	2256	2487	2717	2947	3313
	JOR2-EG30CLS	Maple	1624	1778	1932	2163	2391	2621	2852	3081	3446
	30" Closed Arm Urethane Cap End Unit, Guest Back										
	JOR2-EG30CLU	Beech	1581	1732	1867	2096	2327	2557	2788	3016	3382
	JOR2-EG30CLU	Maple	1695	1849	2002	2232	2462	2691	2921	3148	3516
	44" Open Arm End Unit, Guest Back										
	JOR2-EG44OPS	Beech	1755	1946	2109	2378	2657	2934	3211	3489	3921
	JOR2-EG44OPS	Maple	1898	2090	2264	2541	2819	3097	3374	3642	4084
	44" Open Arm Urethane Cap End Unit, Guest Back										
	JOR2-EG44OPU	Beech	1823	2018	2177	2448	2726	3004	3283	3560	3993
	JOR2-EG44OPU	Maple	1968	2161	2332	2611	2888	3165	3445	3712	4153
	44" Closed Arm End Unit, Guest Back										
	JOR2-EG44CLS	Beech	1817	2007	2170	2437	2717	2994	3271	3552	3982
	JOR2-EG44CLS	Maple	1959	2148	2324	2605	2880	3160	3434	3706	4145
	44" Closed Arm Urethane Cap End Unit, Guest Back										
	JOR2-EG44CLU	Beech	1885	2079	2240	2507	2788	3066	3344	3620	4053
	JOR2-EG44CLU	Maple	2030	2220	2392	2671	2948	3229	3505	3773	4214

Jordan Guest Option Upcharges		\$ List	\$ List
CAL 133 & Moisture Barrier (per yard)	64	21" & 24" Cleanable Under-seat Splashguard	40
Kinetic Back option (not available for 30" & 44")	120	30" Cleanable Under-seat Splashguard	48
Removable Seat Cover (per seat)	90	44" Cleanable Under-seat Splashguard	64
21" & 24" - Removeable Guest Back Covers (per back)	58	Solid Surface Arm Cap (per arm) - Gr A White	238
30" & 44" - Removeable Guest Back Covers (per back)	90	Solid Surface Arm Cap (per arm) - Gr A Color	240
21" & 24" - Removeable Patient Back Covers (per back)	90	Solid Surface Arm Cap (per arm) - Gr B	250
30" - Removeable Patient Back Covers (per back)	142	Solid Surface Arm Cap (per arm) - Gr C	264
Combination Upholstery - dual fabrics (per chair)	33	Non-Marring Glide	37
Combination Upholstery - Three fabrics (per chair)	64		

Patient backs are available on pre-configured units, please change the model number JOR2-PCG to JOR2-PCP and add the following upcharges per back:

Fabric Grades	(COM) 1	2	(COL) 3	4	5	6	7	8	9
21" Chair	269	318	365	477	569	633	711	791	870
24" Chair	284	340	384	509	591	679	760	853	941

PRODUCT CODE KEY

Line	Series	Chair Type	Back Type	Size	Arm Type
JOR	2	E	G	21	OPS
Jordan	Chair	End Unit Multiple Seating	Guest Back		Open Arm
			P	24	OPU
			Patient Back (21" & 24" only)		Open Arm Urethane Arm Cap
				30	CLS
					Closed Arm
				44	CLU
					Closed Arm Urethane Arm Cap

JORDAN | MULTIPLE SEATING - FREESPAN UNITS

DIMENSIONS & COM REQUIREMENTS

UNIT WITH NO CENTER ARM

	Overall Width	Overall Depth	Overall Height	Seat Height	Height of Arms from Floor	Width Between Arms	Seat Depth	Shipping Weight	Cube	COM Seat & Back Yardage	COM Fabric Seat Yardage	COM Fabric Back Yardage	COM Fabric Closed Arm Panel Yardage
PCFG21X2A	46.5	27	34.25	18.5	26	42	19	70	28	3.2	1.8	2.8	0.9
PCFP21X2A	46.5	27	43.5	18.5	26	42	19	80	37	4.2	1.8	3.8	0.9
PCFG21X3A	68	27	34.25	18.5	26	63.5	19	99	40	4.8	2.7	4.2	0.9
PCFP21X3A	68	27	43.5	18.5	26	63.5	19	114	54	6.3	2.7	5.7	0.9
PCFG24X2A	52.5	27	34.25	18.5	26	48	19	77	30	3.8	1.8	2.8	0.9
PCFP24X2A	52.5	27	43.5	18.5	26	48	19	87	42	4.8	1.8	3.8	0.9
PCFG24X3A	77	27	34.25	18.5	26	72.5	19	111	45	5.7	2.7	4.2	0.9
PCFP24X3A	77	27	43.5	18.5	26	72.5	19	126	61	7.2	2.7	5.7	0.9

UNIT WITH CENTER ARM

	Overall Width	Overall Depth	Overall Height	Seat Height	Height of Arms from Floor	Width Between Arms	Seat Depth	Shipping Weight	Cube	COM Seat & Back Yardage	COM Fabric Seat Yardage	COM Fabric Back Yardage
PCFG21X2B	47.5	27	34.5	18.5	26	20.5	19	73	28	3.2	1.8	2.4
PCFP21X2B	47.5	27	43.5	18.5	26	20.5	19	83	38	4.2	1.8	3.8
PCFG21X3B	70.5	27	34.5	18.5	26	20.5	19	105	40	4.8	2.7	3.8
PCFP21X3B	70.5	27	43.5	18.5	26	20.5	19	120	56	6.3	2.7	5.7
PCFG24X2B	53.5	27	34.5	18.5	26	23.5	19	80	30	3.8	1.8	2.4
PCFP24X2B	53.5	27	43.5	18.5	26	23.5	19	90	43	4.8	1.8	3.8
PCFG24X3B	79.5	27	34.5	18.5	26	23.5	19	117	45	5.7	2.7	3.8
PCFP24X3B	79.5	27	43.5	18.5	26	23.5	19	132	63	7.2	2.7	5.7

UNIT WITH CENTER ARM (CONTINUED), GUEST AND PATIENT BACKS

Unit With Center Arm (Continued)	COM Fabric Closed Arm Panels (2 Arms)	COM Fabric Closed Arm Panels (3 Arms)	COM Fabric Closed Arm Panels (4 Arms)
PCF21X2B	0.9	1.35	
PCF21X3B	0.9		1.8
PCF24X2B	0.9	1.35	
PCF24X3B	0.9		1.8

Note: Some vinyls, leathers & upholsteries are not suitable for application on Jordan seating.

The approval process is as follows:

1. A sample of the COM must be provided to Krug Customer Service prior to or at the time of order. For Maharam or Momentum, Krug will obtain the fabric sample.
2. The sample will be reviewed and the customer advised if the fabric is unsuitable.
3. The COM fabric or leather will be inspected when received at the factory, to identify any further concerns with its suitability.

ORDERING NOTES:

A drawing showing the configuration of the multiple seating and tables is required with each purchase order.

WEIGHT CAPACITIES

Jordan weight capacities are as follows:

2-Seat Freespan - 525 lbs per unit

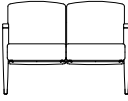
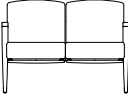
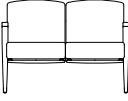
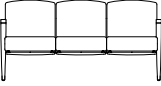
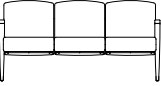
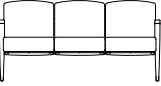
3-Seat Freespan - 750 lbs per unit

Jordan Option Upcharges	\$ List	\$ List
CAL 133 & Moisture Barrier (per yard)	64	Solid Surface Arm Cap (per arm) - Gr A White 238
Removable Seat Cover (per seat)	90	Solid Surface Arm Cap (per arm) - Gr A Color 240
21" & 24" - Removeable Back Covers (per back)	58	Solid Surface Arm Cap (per arm) - Gr B 250
21" & 24" - Removeable Patient Back Covers (per back)	90	Solid Surface Arm Cap (per arm) - Gr C 264
21" & 24" Cleanable Under-seat Splashguard (per seat)	40	Solid Surface Arm Cap (per pair) - Gr A White 452
Kinetic Back option (not available for 30" & 44")	120	Solid Surface Arm Cap (per pair) - Gr A Color 458
Combination Upholstery - dual fabrics (per chair)	33	Solid Surface Arm Cap (per pair) - Gr B 481
Combination Upholstery - Three fabrics (per chair)	64	Solid Surface Arm Cap (per pair) - Gr C 507
Ganging Bracket	58	Non-Marring Glide 37

Patient backs are available on pre-configured units, please change the model number JOR2-PCG to JOR2-PCP and add the following upcharges per back:

Fabric Grades	(COM) 1	2	(COL) 3	4	5	6	7	8	9
21" Chair	269	318	365	477	569	633	711	791	870
24" Chair	284	340	384	509	591	679	760	853	941

JORDAN | MULTIPLE SEATING - FREESPAN UNITS WITHOUT CENTER ARMS

DESCRIPTION/MODEL	Species	COM		COL		FABRIC GRADES				LEATHER	
		1	2	3	4	5	6	7	8	9	
	21" Pre-Configured Freespan Unit - Open Arm 2 Seat, Guest Back										
	JOR2-PCFG21X2AOPS	Beech	2012	2166	2319	2551	2779	3029	3279	3565	4084
	JOR2-PCFG21X2AOPS	Maple	2160	2312	2464	2695	2944	3203	3453	3739	4274
	21" Pre-Configured Freespan Unit - Open Arm Urethane Cap 2 Seat, Guest Back										
	JOR2-PCFG21X2AOPS	Beech	2155	2307	2460	2688	2920	3166	3418	3707	4222
	JOR2-PCFG21X2AOPS	Maple	2298	2451	2606	2835	3082	3342	3591	3877	4416
	21" Pre-Configured Freespan Unit - Closed Arm 2 Seat, Guest Back										
	JOR2-PCFG21X2AOPS	Beech	2135	2287	2443	2671	2903	3148	3399	3687	4206
	JOR2-PCFG21X2AOPS	Maple	2280	2433	2587	2818	3067	3322	3574	3859	4397
	21" Pre-Configured Freespan Unit - Closed Arm Urethane Cap 2 Seat, Guest Back										
	JOR2-PCFG21X2AOPS	Beech	2277	2429	2581	2810	3040	3291	3539	3827	4347
	JOR2-PCFG21X2AOPS	Maple	2419	2571	2726	2957	3206	3463	3712	3999	4536
	21" Pre-Configured Freespan Unit - Open Arm 3 Seat, Guest Backs										
	JOR2-PCFG21X3AOPS	Beech	2934	3163	3395	3731	4093	4447	4842	5284	6057
	JOR2-PCFG21X3AOPS	Maple	3158	3395	3624	3966	4352	4764	5176	5571	6344
	21" Pre-Configured Freespan Unit - Open Arm Urethane Cap 3 Seat, Guest Backs										
	JOR2-PCFG21X3AOPS	Beech	3073	3303	3534	3870	4235	4587	4980	5422	6196
	JOR2-PCFG21X3AOPS	Maple	3294	3534	3762	4108	4490	4903	5317	5710	6483
	21" Pre-Configured Freespan Unit - Closed Arm 3 Seat, Guest Backs										
	JOR2-PCFG21X3AOPS	Beech	3056	3286	3516	3852	4215	4570	4965	5404	6181
	JOR2-PCFG21X3AOPS	Maple	3277	3516	3744	4090	4473	4887	5299	5692	6466
	21" Pre-Configured Freespan Unit - Closed Arm Urethane Cap 3 Seat, Guest Backs										
	JOR2-PCFG21X3AOPS	Beech	3194	3425	3655	3993	4354	4709	5105	5544	6319
	JOR2-PCFG21X3AOPS	Maple	3417	3655	3885	4230	4613	5028	5439	5831	6607

ORDERING NOTES:

A drawing showing the configuration of the multiple seating and tables is required with each purchase order.

Jordan Option Upcharges	\$ List		\$ List
CAL 133 & Moisture Barrier (per yard)	64	Solid Surface Arm Cap (per pair) - Gr A White	452
Removable Seat Cover (per seat)	90	Solid Surface Arm Cap (per pair) - Gr A Color	458
21" & 24" - Removeable Back Covers (per back)	58	Solid Surface Arm Cap (per pair) - Gr B	481
21" & 24" - Removeable Patient Back Covers (per back)	90	Solid Surface Arm Cap (per pair) - Gr C	507
21" & 24" Cleanable Under-seat Splashguard (per seat)	40	Ganging Bracket	58
Kinetic Back option (not available for 30" & 44")	120	Non-Marring Glide	37
Combination Upholstery - dual fabrics (per chair)	33		
Combination Upholstery - Three fabrics (per chair)	64		

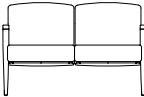
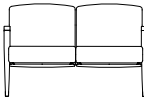
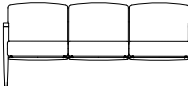
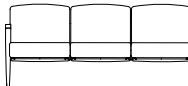
Patient backs are available on pre-configured units, please change the model number JOR2-PCG to JOR2-PCP and add the following upcharges per back:

Fabric Grades	(COM) 1	2	(COL) 3	4	5	6	7	8	9
21" Chair	269	318	365	477	569	633	711	791	870
24" Chair	284	340	384	509	591	679	760	853	941

PRODUCT CODE KEY

Line	Series	Chair Type	Back Type	Size	Unit Style	Arm Type
JOR	2	PCF	G	21X2	A	OPS
Jordan	Chair	Pre-Configured Freespan Multiple Unit	Guest Back		Unit with no Center Arm	Open Arm
			P	21X3	B	OPU
			Patient Back		Unit with Center Arm	Open Arm Urethane Arm Cap
				24X2		CLS
						Closed Arm
				24X3		CLU
						Closed Arm Urethane Arm Cap

JORDAN | MULTIPLE SEATING - FREESPAN UNITS WITHOUT CENTER ARMS

DESCRIPTION/MODEL		Species	COM		COL		FABRIC GRADES			LEATHER	
			1	2	3	4	5	6	7	8	9
	24" Pre-Configured Freespan Unit - Open Arm 2 Seat, Guest Backs										
	JOR2-PCFG24X2AOPS	Beech	2090	2242	2396	2628	2857	3127	3355	3642	4161
	JOR2-PCFG24X2AOPS	Maple	2254	2408	2562	2790	3039	3297	3546	3836	4370
	24" Pre-Configured Freespan Unit - Open Arm Urethane Cap 2 Seat, Guest Backs										
	JOR2-PCFG24X2AOPU	Beech	2230	2383	2535	2767	2995	3266	3495	3783	4297
JOR2-PCFG24X2AOPU	Maple	2392	2548	2699	2929	3180	3435	3686	3975	4509	
	24" Pre-Configured Freespan Unit - Closed Arm 2 Seat, Guest Backs										
	JOR2-PCFG24X2ACLS	Beech	2212	2364	2518	2747	2980	3247	3476	3763	4284
	JOR2-PCFG24X2ACLS	Maple	2377	2530	2683	2912	3162	3420	3669	3958	4491
	24" Pre-Configured Freespan Unit - Closed Arm Urethane Cap 2 Seat, Guest Backs										
	JOR2-PCFG24X2ACLU	Beech	2352	2504	2658	2888	3117	3386	3618	3904	4422
JOR2-PCFG24X2ACLU	Maple	2516	2669	2822	3053	3301	3560	3810	4097	4632	
	24" Pre-Configured Freespan Unit - Open Arm 3 Seat, Guest Backs										
	JOR2-PCFG24X3AOPS	Beech	3049	3279	3508	3845	4209	4562	4957	5395	6171
	JOR2-PCFG24X3AOPS	Maple	3289	3529	3759	4103	4486	4899	5309	5722	6478
	24" Pre-Configured Freespan Unit - Open Arm Urethane Cap 3 Seat, Guest Backs										
	JOR2-PCFG24X3AOPU	Beech	3187	3418	3648	3983	4349	4705	5096	5537	6312
JOR2-PCFG24X3AOPU	Maple	3429	3668	3896	4242	4626	5037	5450	5863	6619	
	24" Pre-Configured Freespan Unit - Closed Arm 3 Seat, Guest Backs										
	JOR2-PCFG24X3ACLS	Beech	3169	3399	3631	3965	4332	4685	5079	5519	6293
	JOR2-PCFG24X3ACLS	Maple	3411	3651	3880	4223	4609	5022	5430	5846	6602
	24" Pre-Configured Freespan Unit - Closed Arm Urethane Cap 3 Seat, Guest Backs										
	JOR2-PCFG24X3ACLU	Beech	3312	3539	3770	4105	4470	4823	5217	5659	6434
JOR2-PCFG24X3ACLU	Maple	3552	3789	4020	4365	4748	5161	5572	5985	6739	

ORDERING NOTES:

A drawing showing the configuration of the multiple seating and tables is required with each purchase order.

Jordan Option Upcharges	\$ List		\$ List	
CAL 133 & Moisture Barrier (per yard)	64	Solid Surface Arm Cap (per pair) - Gr A White	452	
Removable Seat Cover (per seat)	90	Solid Surface Arm Cap (per pair) - Gr A Color	458	
21" & 24" - Removeable Back Covers (per back)	58	Solid Surface Arm Cap (per pair) - Gr B	481	
21" & 24" - Removeable Patient Back Covers (per back)	90	Solid Surface Arm Cap (per pair) - Gr C	507	
21" & 24" Cleanable Under-seat Splashguard (per seat)	40	Ganging Bracket	58	
Kinetic Back option (not available for 30" & 44")	120	Non-Marring Glide	37	
Combination Upholstery - dual fabrics (per chair)	33			
Combination Upholstery - Three fabrics (per chair)	64			

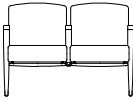
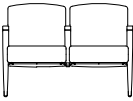
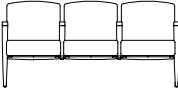
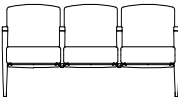
Patient backs are available on pre-configured units, please change the model number JOR2-PCG to JOR2-PCP and add the following upcharges per back:

Fabric Grades	(COM) 1	2	(COL) 3	4	5	6	7	8	9
21" Chair	269	318	365	477	569	633	711	791	870
24" Chair	284	340	384	509	591	679	760	853	941

PRODUCT CODE KEY

Line	Series	Chair Type	Back Type	Size	Unit Style	Arm Type
JOR	2	PCF	G	21X2	A	OPS
Jordan	Chair	Pre-Configured Freespan Multiple Unit	Guest Back		Unit with no Center Arm	Open Arm
			P	21X3	B	OPU
			Patient Back		Unit with Center Arm	Open Arm Urethane Arm Cap
				24X2		CLS
						Closed Arm
				24X3		CLU
						Closed Arm Urethane Arm Cap

JORDAN | MULTIPLE SEATING - FREESPAN UNITS WITH CENTER ARMS

DESCRIPTION/MODEL	Species	COM		COL		FABRIC GRADES				LEATHER	
		1	2	3	4	5	6	7		8	9
	21" Pre-Configured Freespan Center Arm Unit - Open Arm 2 Seat, Guest Backs										
	JOR2-PCFG21X2BOPS	Beech	2090	2242	2396	2628	2857	3105	3355	3642	4161
	JOR2-PCFG21X2BOPS	Maple	2236	2387	2541	2772	2892	3279	3529	3815	4352
	21" Pre-Configured Freespan Center Arm Unit - Open Arm Urethane Cap 2 Seat, Guest Backs										
	JOR2-PCFG21X2BOPU	Beech	2299	2452	2607	2837	3067	3315	3564	3852	4369
	JOR2-PCFG21X2BOPU	Maple	2444	2596	2748	2982	3231	3488	3738	4024	4561
	21" Pre-Configured Freespan Center Arm Unit - Closed Arm 2 Seat, Guest Backs										
	JOR2-PCFG21X2BCLS	Beech	2273	2427	2580	2808	3039	3289	3537	3825	4343
	JOR2-PCFG21X2BCLS	Maple	2418	2570	2723	2956	3205	3461	3711	3997	4534
	21" Pre-Configured Freespan Center Arm Unit - Closed Arm Urethane Cap 2 Seat, Guest Backs										
	JOR2-PCFG21X2BCLU	Beech	2483	2636	2789	3021	3248	3498	3745	4036	4553
	JOR2-PCFG21X2BCLU	Maple	2628	2779	2934	3163	3412	3670	3920	4207	4744
	21" Pre-Configured Freespan Center Arm Unit - Open Arm 3 Seat, Guest Backs										
	JOR2-PCFG21X3BOPS	Beech	3088	3316	3546	3882	4247	4602	4995	5437	6211
	JOR2-PCFG21X3BOPS	Maple	3311	3546	3776	4119	4505	4919	5329	5722	6497
	21" Pre-Configured Freespan Center Arm Unit - Open Arm Urethane Cap 3 Seat, Guest Backs										
	JOR2-PCFG21X3BOPU	Beech	3366	3595	3825	4162	4527	4879	5274	5716	6492
	JOR2-PCFG21X3BOPU	Maple	3588	3825	4058	4399	4784	5196	5609	6002	6779
	21" Pre-Configured Freespan Center Arm Unit - Closed Arm 3 Seat, Guest Backs										
	JOR2-PCFG21X3BCLS	Beech	3330	3561	3790	4129	4490	4844	5240	5679	6456
	JOR2-PCFG21X3BCLS	Maple	3553	3790	4021	4366	4749	5164	5573	5968	6743
	21" Pre-Configured Freespan Center Arm Unit - Closed Arm Urethane Cap 3 Seat, Guest Backs										
	JOR2-PCFG21X3BCLU	Beech	3608	3841	4068	4405	4771	5122	5518	5958	6734
	JOR2-PCFG21X3BCLU	Maple	3829	4068	4297	4644	5030	5441	5852	6245	7020

ORDERING NOTES:

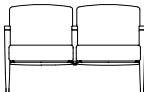
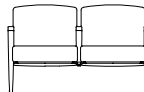

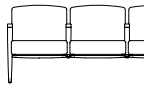
A drawing showing the configuration of the multiple seating and tables is required with each purchase order.

Jordan Option Upcharges	\$ List		\$ List
CAL 133 & Moisture Barrier (per yard)	64	Solid Surface Arm Cap (per arm) - Gr A White	238
Removable Seat Cover (per seat)	90	Solid Surface Arm Cap (per arm) - Gr A Color	240
21" & 24" - Removeable Back Covers (per back)	58	Solid Surface Arm Cap (per arm) - Gr B	250
21" & 24" - Removeable Patient Back Covers (per back)	90	Solid Surface Arm Cap (per arm) - Gr C	264
21" & 24" Cleanable Under-seat Splashguard (per seat)	40	Solid Surface Arm Cap (per pair) - Gr A White	452
Kinetic Back option (not available for 30" & 44")	120	Solid Surface Arm Cap (per pair) - Gr A Color	458
Combination Upholstery - dual fabrics (per chair)	33	Solid Surface Arm Cap (per pair) - Gr B	481
Combination Upholstery - Three fabrics (per chair)	64	Solid Surface Arm Cap (per pair) - Gr C	507
Ganging Bracket	58	Non-Marring Glide	37

PRODUCT CODE KEY

Line	Series	Chair Type	Back Type	Size	Unit Style	Arm Type
JOR	2	PCF	G	21X2	A	OPS
Jordan	Chair	Pre-Configured Freespan Multiple Unit	Guest Back		Unit with no Center Arm	Open Arm
			P	21X3	B	OPU
			Patient Back		Unit with Center Arm	Open Arm Urethane Arm Cap
				24X2		CLS
						Closed Arm
				24X3		CLU
						Closed Arm Urethane Arm Cap

JORDAN | MULTIPLE SEATING - FREESPAN UNITS WITH CENTER ARMS

DESCRIPTION/MODEL	Species	COM		COL		FABRIC GRADES				LEATHER	
		1	2	3	4	5	6	7	8	9	
	24" Pre-Configured Freespan Center Arm Unit - Open Arm 2 Seat, Guest Backs										
	JOR2-PCFG24X2BOPS	Beech	2166	2319	2472	2703	2934	3203	3432	3718	4237
	JOR2-PCFG24X2BOPS	Maple	2329	2485	2637	2867	3115	3374	3624	3911	4447
	24" Pre-Configured Freespan Center Arm Unit - Open Arm Urethane Cap 2 Seat, Guest Backs										
	JOR2-PCFG24X2BOPU	Beech	2377	2530	2683	2912	3142	3411	3641	3930	4444
	JOR2-PCFG24X2BOPU	Maple	2539	2694	2847	3076	3326	3582	3830	4118	4656
	24" Pre-Configured Freespan Center Arm Unit - Closed Arm 2 Seat, Guest Backs										
	JOR2-PCFG24X2BCLS	Beech	2348	2503	2657	2886	3115	3384	3614	3902	4421
	JOR2-PCFG24X2BCLS	Maple	2515	2668	2820	3052	3299	3559	3809	4093	4631
	24" Pre-Configured Freespan Center Arm Unit - Closed Arm Urethane Cap 2 Seat, Guest Backs										
	JOR2-PCFG24X2BCLU	Beech	2559	2713	2866	3096	3326	3594	3823	4112	4630
	JOR2-PCFG24X2BCLU	Maple	2721	2877	3029	3260	3508	3767	4014	4305	4841
	24" Pre-Configured Freespan Center Arm Unit - Open Arm 3 Seat, Guest Backs										
	JOR2-PCFG24X3BOPS	Beech	3203	3432	3662	3997	4363	4715	5110	5549	6325
	JOR2-PCFG24X3BOPS	Maple	3441	3682	3911	4257	4639	5053	5464	5876	6632
	24" Pre-Configured Freespan Center Arm Unit - Open Arm Urethane Cap 3 Seat, Guest Backs										
	JOR2-PCFG24X3BOPU	Beech	3483	3711	3940	4278	4641	4995	5389	5830	6604
	JOR2-PCFG24X3BOPU	Maple	3720	3960	4189	4534	4919	5332	5742	6156	6912
	24" Pre-Configured Freespan Center Arm Unit - Closed Arm 3 Seat, Guest Backs										
	JOR2-PCFG24X3BCLS	Beech	3446	3673	3906	4242	4608	4961	5353	5794	6570
	JOR2-PCFG24X3BCLS	Maple	3686	3927	4154	4502	4885	5295	5708	6120	6875
	24" Pre-Configured Freespan Center Arm Unit - Closed Arm Urethane Cap 3 Seat, Guest Backs										
	JOR2-PCFG24X3BCLU	Beech	3723	3955	4184	4521	4886	5240	5633	6074	6849
	JOR2-PCFG24X3BCLU	Maple	3963	4205	4435	4780	5164	5576	5986	6399	7155

ORDERING NOTES:

A drawing showing the configuration of the multiple seating and tables is required with each purchase order.

Jordan Option Upcharges	\$ List		\$ List
CAL 133 & Moisture Barrier (per yard)	64	Solid Surface Arm Cap (per arm) - Gr A White	238
Removable Seat Cover (per seat)	90	Solid Surface Arm Cap (per arm) - Gr A Color	240
21" & 24" - Removeable Back Covers (per back)	58	Solid Surface Arm Cap (per arm) - Gr B	250
21" & 24" - Removeable Patient Back Covers (per back)	90	Solid Surface Arm Cap (per arm) - Gr C	264
21" & 24" Cleanable Under-seat Splashguard (per seat)	40	Solid Surface Arm Cap (per pair) - Gr A White	452
Kinetic Back option (not available for 30" & 44")	120	Solid Surface Arm Cap (per pair) - Gr A Color	458
Combination Upholstery - dual fabrics (per chair)	33	Solid Surface Arm Cap (per pair) - Gr B	481
Combination Upholstery - Three fabrics (per chair)	64	Solid Surface Arm Cap (per pair) - Gr C	507
Ganging Bracket	58	Non-Marring Glide	37

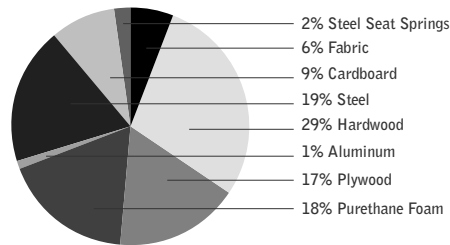
PRODUCT CODE KEY

Line	Series	Chair Type	Back Type	Size	Unit Style	Arm Type
JOR	2	PCF	G	21X2	A	OPS
Jordan	Chair	Pre-Configured	Guest Back Freespan Multiple Unit		Unit with no	Open Arm Center Arm
			P	21X3	B	OPU
			Patient Back		Unit with Center Arm	Open Arm Urethane Arm Cap
				24X2		CLS
						Closed Arm
				24X3		CLU
						Closed Arm Urethane Arm Cap

LEED CI CREDITS



MATERIAL CONTENT:



PRE-CONSUMER
RECYCLED CONTENT = 6%

POST-CONSUMER
RECYCLED CONTENT = 13%

Up to 28.7% of this Jordan product is recyclable at the end of its useful life.

CONTRIBUTES TO

CREDIT 2.1 - 2.2	Construction Waste Management	1-2 point(s)
CREDIT 3.3	Resource Reuse	1 point
CREDIT 4.1	Recycled Content	1 point
CREDIT 4.5	Low Emitting Materials, Systems & Seating	1 point
CREDIT 5.1	Regional Materials*	1 point
CREDIT 7	Certified Wood (MUST BE REQUESTED)	1 point(s)

*This credit is only applicable if in total 20% of the combined value of the procurement of construction materials and in the furniture are manufactured within a radius of 500 miles. This credit will apply if the installation of the finished product occurs within 500 miles of Kitchener, Ontario.

level® CERTIFICATION, AIR EMISSIONS AND FSC® CERTIFICATION



level® CERTIFICATION

BIFMA's e3 Furniture Sustainability Standard is a voluntary, multi-attribute standard that measures the degree of sustainability of furniture. This standard evaluates product and company environmental attributes and compliance systems in a wide range of elements which include Materials, Energy & Atmosphere, Human & Ecosystem Health and Social Responsibility. Jordan products have earned level®, BIFMA's sustainability certification program for furniture, certification through third-party verification against the e3 standard.

AIR-EMISSIONS

All Jordan products are supplied with air-emissions certified. Contact customer service for information.



FSC®

In 2005, Krug received Forest Stewardship Council® (FSC®) Chain-of-Custody certification for our manufacturing facilities. The FSC® Chain-of-Custody tracks certified wood from seedling to final sale. It verifies that the material for our FSC® certified products only come from well-managed, FSC®-certified forests and other controlled sources. FSC® is dedicated to the promotion of responsible forest management worldwide helping to take care of forests for future generations. Jordan and other Krug products can be specified with FSC® Certification. Contact customer service for further information, pricing and lead times.



Architects, designers, and building professionals can specify FSC®-certified products in order to achieve a point from the U.S. Green Building Council's Leadership in Energy and Environmental Design (LEED) Rating System.

JORDAN | EASY ACCESS CHAIR - DIMENSIONS & COM REQUIREMENTS

DIMENSIONS

	Overall Width	Overall Depth	Overall Height	Seat Height	Height of Arms from Floor	Footrest Height	Width Between Arms	Seat Depth	Shipping Weight	Cubes
21" Guest	25	28.25	40	24	32	6.75	20.5	19	49	21
24" Guest	28	28.25	40	24	32	6.75	23.5	19	53	21
21" Patient	25	28.25	49.25	24	32	6.75	20.5	19	54	26
24" Patient	28	28.25	49.25	24	32	6.75	23.5	19	58	26

COM YARDAGES - Guest Easy Access Chair

	COM Yardage Seat Only	COM Yardage Back Only	COM Yardage Seat & Back
21" & 24" Guest - One Chair	0.9	1.4	1.6
21" & 24" Guest - Two Chairs	1.3	2.8	3.2
21" & 24" Guest - Three Chairs	2.2	4.2	4.8
21" & 24" Guest - Four Chairs	2.6	5.6	6.4

COM YARDAGES - Patient Guest Easy Access Chair

	COM Yardage Seat Only	COM Yardage Back Only	COM Yardage Seat & Back
21" & 24" Patient - One Chair	0.9	1.9	2.2
21" & 24" Patient - Two Chairs	1.3	3.8	4.2
21" & 24" Patient - Three Chairs	2.2	5.7	6.3
21" & 24" Patient - Four Chairs	2.6	7.6	8.4

JORDAN | EASY ACCESS CHAIR

21" Guest

21" Patient








WEIGHT CAPACITIES

Jordan weight capacities are as follows:
Easy Access Chairs (21" & 24") - 350 lbs

Jordan Guest Option Upcharges	\$ List		\$ List
CAL 133 & Moisture Barrier (per yard)	64	Solid Surface Arm Cap (per pair) - Gr A White	452
Removable Seat Cover (per seat)	90	Solid Surface Arm Cap (per pair) - Gr A Color	458
21" & 24" Removeable Back Cover	58	Solid Surface Arm Cap (per pair) - Gr B	481
21" & 24" Cleanable Under-seat Splashguard	40	Solid Surface Arm Cap (per pair) - Gr C	507
21" & 24" Removeable Patient Back Cover	90		
Non-Marring Glide	37		
Combination upholstery - Dual	33		
Combination upholstery - Three	64		

JORDAN | EASY ACCESS CHAIR

DESCRIPTION/MODEL		Species	COM 1	2	COL 3	4	FABRIC GRADES			LEATHER 8	9
	21" Guest, Open Arm										
	JOR2-HG21OPS	Beech	1676	1724	1772	1872	1977	2080	2182	2283	2427
	JOR2-HG21OPS	Maple	1788	1835	1882	1985	2087	2191	2294	2394	2538
	24" Guest, Open Arm										
	JOR2-HG24OPS	Beech	1731	1778	1825	1928	2032	2134	2238	2341	2483
	JOR2-HG24OPS	Maple	1835	1882	1928	2032	2134	2238	2341	2443	2586
	21" Patient, Open Arm										
	JOR2-HP21OPS	Beech	1803	1887	1977	2148	2324	2497	2671	2847	3099
	JOR2-HP21OPS	Maple	1887	1977	2063	2238	2411	2586	2760	2933	3186
	24" Patient, Open Arm										
	JOR2-HP24OPS	Beech	1852	1938	2024	2196	2373	2545	2718	2893	3145
	JOR2-HP24OPS	Maple	1928	2017	2104	2278	2451	2625	2798	2971	3223
DESCRIPTION/MODEL			Price								
	Metal Footrest Cap										
	JOR2-RHFRC		80								

ORDERING NOTES:

For **Urethane Arm Caps**, Please change the "S" in the model number to a "U" and add an upcharge of **\$136 list** per chair.

PRODUCT CODE KEY

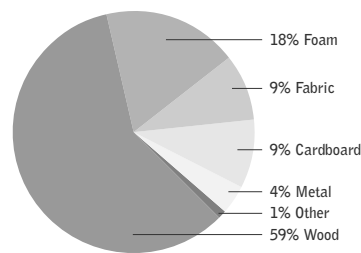
Line	Series	Chair Type	Size	Arm Type
JOR	2	HG	21	OPS
Jordan	Chair	Easy Access Guest Chair		Open Arm
		HP	24	OPU
		Easy Access Patient Chair		Open Arm Urethane Arm Cap

JORDAN | ENVIRONMENTAL SUMMARY

LEED CI CREDITS



MATERIAL CONTENT:



PRE-CONSUMER
RECYCLED CONTENT = 2%

POST-CONSUMER
RECYCLED CONTENT = 12%

CONTRIBUTES TO		
CREDIT 2.1 - 2.2	Construction Waste Management	1-2 point(s)
CREDIT 3.3	Resource Reuse	1 point
CREDIT 4.1	Recycled Content	1 point
CREDIT 4.5	Low Emitting Materials, Systems & Seating	1 point
CREDIT 5.1	Regional Materials*	1 point
CREDIT 7	Certified Wood (MUST BE REQUESTED)	1 point(s)

*This credit is only applicable if in total 20% of the combined value of the procurement of construction materials and in the furniture are manufactured within a radius of 500 miles. This credit will apply if the installation of the finished product occurs within 500 miles of Kitchener, Ontario.

level® CERTIFICATION, AIR EMISSIONS AND FSC® CERTIFICATION



level® CERTIFICATION
BIFMA's e3 Furniture Sustainability Standard is a voluntary, multi-attribute standard that measures the degree of sustainability of furniture. This standard evaluates product and company environmental attributes and compliance systems in a wide range of elements which include Materials, Energy & Atmosphere, Human & Ecosystem Health and Social Responsibility. Jordan products have earned level®, BIFMA's sustainability certification program for furniture, certification through third-party verification against the e3 standard.

AIR-EMISSIONS
All Jordan products are supplied with air-emissions certified. Contact customer service for information.



FSC®
In 2005, Krug received Forest Stewardship Council® (FSC®) Chain-of-Custody certification for our manufacturing facilities. The FSC® Chain-of-Custody tracks certified wood from seedling to final sale. It verifies that the material for our FSC® certified products only come from well-managed, FSC®-certified forests and other controlled sources. FSC® is dedicated to the promotion of responsible forest management worldwide helping to take care of forests for future generations. Jordan and other Krug products can be specified with FSC® Certification. Contact customer service for further information, pricing and lead times.



Architects, designers, and building professionals can specify FSC®-certified products in order to achieve a point from the U.S. Green Building Council's Leadership in Energy and Environmental Design (LEED) Rating System.

JORDAN | LOUNGE - DIMENSIONS & COM REQUIREMENTS

DIMENSIONS & COM REQUIREMENTS

	Overall Width	Overall Depth	Overall Height	Seat Height	Height of Arms from Floor	Width Between Arms	Seat Depth	Shipping Weight	Cube
One-Seater	29	30.5	34.5	17.25	26	23	20	78	22
Two-seater	52	30.5	34.5	17.25	26	46	20	106	34
Three-seater	75	30.5	34.5	17.25	26	69	20	131	49

COM - YARDAGE REQUIREMENTS

	COM Yardage Entire Unit	COM Yardage Seat Only	COM Yardage Back Only	COM Yardage Arms Only	COM Yardage Kickplate
One-Seat - One Chair	4.6	1.1	1.7	2.9	0.3
One-Seat - Two Chairs	9.2	1.9	2.6	5.8	0.3
One-Seat - Three Chairs	13.8	2.9	4.3	8.7	0.6
One-Seat - Four Chairs	18.4	3.8	5.2	11.6	0.6
Two-Seat - One Chair	6	1.5	2.5	2.9	0.3
Two-Seat - Two Chairs	12	2.94	4.3	5.8	0.6
Two-Seat - Three Chairs	18	4.38	6.8	8.7	0.9
Two-Seat - Four Chairs	24	5.9	8.6	11.6	1.2
Three-Seat - One Chair	7.6	2.1	3.4	2.9	0.6
Three-Seat - Two Chairs	15.2	4.2	6.1	5.8	0.9
Three-Seat - Three Chairs	22.8	6.3	9.5	8.7	1.4
Three-Seat - Four Chairs	30.4	8.4	12.2	11.6	1.7

Note: Some vinyls, leathers & upholsteries are not suitable for application on Jordan seating.

WEIGHT CAPACITIES

Jordan weight capacities are as follows:

One -Seat - 350 lbs

Two- Seat - 525 lbs

Three - Seat - 750 lbs

Jordan Option Upcharges	\$ List		\$ List
CAL 133 & Moisture Barrier (per yard)	64	Removeable Back Covers - One Seat	159
Removable Seat Cover - one seat	159	Removeable Back Covers - Two Seat	318
Removable Seat Cover - two seat	318	Removeable Back Covers - Three Seat	477
Removable Seat Cover - three seat	477	Solid Surface Arm Cap (per pair) - Gr A White	517
Non-Marring Glide	37	Solid Surface Arm Cap (per pair) - Gr A Color	527
Combination Upholstery - dual fabrics	33	Solid Surface Arm Cap (per pair) - Gr B	548
Combination Upholstery -Three fabrics	64	Solid Surface Arm Cap (per pair) - Gr C	577

JORDAN | LOUNGE - FEATURES & OPTIONS



CLEAN OUT

Jordan lounge seating models have a built-in clean out feature: a space at the back of the seat that allows dirt debris and liquid to be forced through and fall to the floor for easy clean up and maintenance - designed so that it does not detract from the comfort or appearance of the product.



GLIDES

Jordan Lounge is available with two options for glides - the stainless steel glide, or the white nylon glide. The white nylon glide is ideal on flooring that is easily marked. The stainless comes standard unless the white nylon glide is specified when ordering.



FULL URETHANE ARMS

Jordan full urethane arms have a soft outer skin that enhances comfort and provides excellent grip for safety of ingress and egress. They are highly durable, easy to clean and maintain, and will retain a like-new look even with intensive use. They are available in three colors; Taupe, Grey and Black.



LEGS

Jordan Lounge are available with wood legs - in either Beech or Maple, as well as in three urethane color options; Black, Grey and Taupe. Two options exist for glides on the Jordan Lounge. The white nylon glides are ideal for use on flooring that is easily marked. The stainless steel glides should be utilized for all other types floor surfaces.

WEIGHT CAPACITIES

Jordan weight capacities are as follows:

- One -Seat - 350 lbs
- Two- Seat - 525 lbs
- Three - Seat - 750 lbs

CUSTOM CAPABILITIES

Modifications in dimension, seat and back shape or thickness, and other modifications are possible with Krug's capability to customize for specific requirements and needs. We can also provide custom finishes.

FINISH DURABILITY

The Krug Enduraguard finish, a proprietary catalyzed varnish formulation, has been repeatedly shown, through independent laboratory testing, to be the industry leader in durability and abrasion resistance. The Krug finish looks better longer than competitors, and is uniquely suited to the demands of healthcare environments.

LATEX FREE

Krug products are made with latex-free materials to prevent the allergic reaction that latex causes in some people.

OPTIONS

SOLID SURFACE ARM CAP

The optional Solid Surface Arm Cap provides enhanced durability, protection and cleanability for the arms. This is field replaceable if this becomes damaged or degraded and is available in 8 standard colors.

COMBINATION UPHOLSTERY OPTIONS

When combination upholstery is specified with fabric of the same grade or COM, an upcharge for dual fabrics is **\$33 list** per unit and **\$64 list** per unit for three fabrics will be applied. When graded in combination upholstery is selected, use the highest grade upholstery selected or to obtain a quote for blended grading contact Customer Service (please provide the fabrics specified and location of where each fabric is to be applied on the product).

MOISTURE BARRIER & CAL 133

California Technical Bulletin 133 is a flammability test for seating. Krug offers a compliance method, in combination with non-flammable upholstery covers, may enable products to meet certification requirements for this test. This process at the same time also provides the products with a Moisture Barrier - a treatment that helps to prevent the passage of liquids and moisture to inside of the upholstered components - thereby conferring sanitary and anti-infection benefits. So when CAL 133 is specified, the product also automatically has a Moisture Barrier, and when a Moisture Barrier is specified, the product also features the compliance method and low flammability features of CAL 133.

The application of this up-charge and the compliance method does not mean that the specific configuration of product and upholstery cover are tested and officially certified as being CAL133 compliant. If the official certification is required, Krug will provide this (through an independent certified testing laboratory) at a charge of \$917 per item, plus the cost of the product to be tested. Lead time for certification testing is typically 4-8 weeks. Moisture Barrier & CAL 133 is available for an upcharge of **\$64 list** per yard.

REMOVABLE AND REPLACEABLE COVERS






Jordan Lounge Chairs are available with a Removable Seat & Back Covers.

ADDITIONAL FEATURES

- Lifetime warranty
- air-emissions certified
- Spring seat construction, providing exceptional comfort and longer life for seat foam.
- Mortise and tenon frame construction, for optimal strength in wood joinery.
- Jordan sets a new standard for comfort and ergonomics in healthcare seating. Designed for ergonomically-correct posture and long-term sitting comfort, with contoured back and seat molds. Multi-density foam, provides lumbar, thoracic and pelvic support, while encouraging a healthy sitting posture.
- Large, rounded arms provide support for safe and easy ingress and egress.
- Certified to meet CTB 133/ ASTM E-1537 with appropriate fabrics

--

JORDAN | LOUNGE

DESCRIPTION/MODEL	Species	COM		COL		FABRIC GRADES		LEATHER		
		1	2	3	4	5	6	7	8	9
	One-Seat, Upholstered Arm									
	JOR3-1UPH Beech/Urethane	1898	2090	2341	2779	3241	3701	4161	4620	5367
	JOR3-1UPH Maple	1956	2146	2396	2838	3297	3759	4216	4678	5425
	One-Seat, Upholstered Arm with Urethane Arm Cap									
	JOR3-1UUR Beech/Urethane	1996	2189	2439	2877	3339	3799	4259	4718	5465
	JOR3-1UUR Maple	2054	2243	2494	2936	3395	3856	4314	4776	5523
	One-Seat, Full Urethane Arm									
	JOR3-1FUR Beech/Urethane	2018	2211	2461	2899	3361	3822	4281	4740	5487
	JOR3-1FUR Maple	2063	2265	2516	2958	3417	3878	4336	4798	5545
	One-Seat, Wood Arm									
	JOR3-1WOD Beech/Urethane	2123	2316	2566	3004	3466	3927	4385	4844	5592
	JOR3-1WOD Maple	2180	2370	2620	3062	3521	3983	4441	4903	5650
	One-Seat, Wood Arm with Urethane Arm Cap									
	JOR3-1URE Beech/Urethane	2252	2444	2695	3133	3595	4055	4515	4973	5721
	JOR3-1URE Maple	2310	2500	2749	3192	3650	4112	4570	5032	5779

Jordan Option Upcharges		\$ List		\$ List	
CAL 133 & Moisture Barrier (per yard)	64	Solid Surface Arm Cap (per pair) - Gr A White	517		
Removable Seat Cover (per seat) - One-seat	159	Solid Surface Arm Cap (per pair) - Gr A Color	527		
Removeable Back Covers - One-seat	159	Solid Surface Arm Cap (per pair) - Gr B	548		
Non-Marring Glide	37	Solid Surface Arm Cap (per pair) - Gr C	577		
Combination Upholstery - dual fabrics	33				
Combination Upholstery -Three fabrics	64				


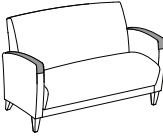



ORDERING NOTES:

Jordan lounge chairs are available with Black, Grey or Taupe Urethane legs at no additional charge.

PRODUCT CODE KEY

Line	Series	Size	Arm Types	
JOR	3	1	UPH	USS
Jordan	Lounge Seating	One-Seat	Upholstered Arm	Upholstered Arm with Solid Surface Arm Cap
			UUR	SSC
			Upholstered Arm with Urethane Arm Cap	Wood Arm with Solid Surface Arm Cap
			FUR	
			Full Urethane Arm	
			WOD	
			Wood Arm	
			URE	
			Wood Arm with Urethane Arm Cap	

JORDAN | LOUNGE

DESCRIPTION/MODEL		Species	COM 1	2	COL 3	4	FABRIC GRADES 5		6	7	LEATHER 8	9
	Two-Seat, Upholstered Arm											
	JOR3-2UPH	Beech/Urethane	2657	2926	3374	3911	4447	4984	5523	6057	6998	
	JOR3-2UPH	Maple	2695	2963	3412	3950	4486	5023	5559	6097	7036	
	Two-Seat, Upholstered Arm with Urethane Arm Cap											
	JOR3-2UUR	Beech/Urethane	2756	3025	3472	4008	4546	5082	5620	6156	7095	
	JOR3-2UUR	Maple	2793	3060	3511	4047	4584	5121	5657	6196	7133	
	Two-Seat, Full Urethane Arm											
	JOR3-2FUR	Beech/Urethane	2778	3047	3494	4030	4568	5104	5642	6178	7117	
	JOR3-2FUR	Maple	2815	3082	3533	4069	4606	5143	5679	6218	7155	
	Two-Seat, Wood Arm											
	JOR3-2WOD	Beech/Urethane	2882	3151	3599	4135	4672	5209	5747	6282	7222	
	JOR3-2WOD	Maple	2920	3187	3638	4174	4711	5248	5784	6322	7260	
	Two-Seat, Wood Arm with Urethane Arm Cap											
	JOR3-2URE	Beech/Urethane	3011	3280	3728	4265	4801	5338	5876	6411	7352	
	JOR3-2URE	Maple	3049	3316	3766	4303	4840	5377	5913	6451	7389	

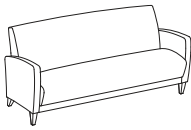
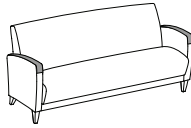
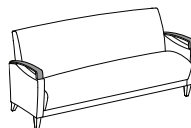
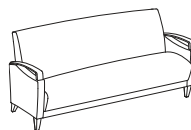
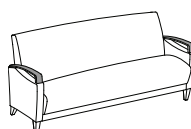
Jordan Option Upcharges	\$ List		\$ List
CAL 133 & Moisture Barrier (per yard)	64	Solid Surface Arm Cap (per pair) - Gr A White	517
Removable Seat Cover - Two-seat	318	Solid Surface Arm Cap (per pair) - Gr A Color	527
Removeable Back Covers - Two-Seat	318	Solid Surface Arm Cap (per pair) - Gr B	548
Non-Marring Glide	37	Solid Surface Arm Cap (per pair) - Gr C	577
Combination Upholstery - dual fabrics	33		
Combination Upholstery -Three fabrics	64		

ORDERING NOTES:
Jordan lounge chairs are available with Black, Grey or Taupe Urethane legs at no additional charge.

PRODUCT CODE KEY

Line	Series	Size	Arm Types	
JOR	3	2	UPH	USS
Jordan	Lounge Seating	Two-Seat	Upholstered Arm	Upholstered Arm with Solid Surface Arm Cap
			UUR	SSC
			Upholstered Arm with Urethane Arm Cap	Wood Arm with Solid Surface Arm Cap
			FUR	
			Full Urethane Arm	
			WOD	
			Wood Arm	
			URE	
			Wood Arm with Urethane Arm Cap	

JORDAN | LOUNGE

DESCRIPTION/MODEL	Species	COM		COL		FABRIC GRADES			LEATHER	
		1	2	3	4	5	6	7	8	9
	Three-Seat, Upholstered Arm									
	JOR3-3UPH Beech/Urethane	3825	4198	4639	5407	6211	7017	7820	8624	9947
	JOR3-3UPH Maple	3882	4257	4697	5464	6269	7073	7879	8683	10007
	Three-Seat, Upholstered Arm with Urethane Arm Cap									
	JOR3-3UUR Beech/Urethane	3922	4296	4737	5505	6310	7114	7919	8722	10045
	JOR3-3UUR Maple	3980	4355	4795	5562	6367	7172	7976	8782	10106
	Three-Seat, Full Urethane Arm									
	JOR3-3FUR Beech/Urethane	3944	4318	4759	5527	6332	7136	7941	8744	10067
	JOR3-3FUR Maple	4002	4377	4817	5584	6389	7194	7998	8804	10128
	Three-Seat, Wood Arm									
	JOR3-3WOD Beech/Urethane	4049	4423	4864	5632	6436	7241	8045	8849	10172
	JOR3-3WOD Maple	4107	4482	4922	5689	6494	7299	8103	8909	10233
	Three-Seat, Wood Arm with Urethane Arm Cap									
	JOR3-3URE Beech/Urethane	4179	4552	4993	5761	6565	7371	8174	8978	10301
	JOR3-3URE Maple	4236	4611	5051	5818	6623	7427	8233	9037	10361

Jordan Option Upcharges		\$ List	
CAL 133 & Moisture Barrier (per yard)	64	Solid Surface Arm Cap (per pair) - Gr A White	517
Removeable Seat Covers - Three Seat	477	Solid Surface Arm Cap (per pair) - Gr A Color	527
Removeable Back Covers - Three Seat	477	Solid Surface Arm Cap (per pair) - Gr B	548
Non-Marring Glide	37	Solid Surface Arm Cap (per pair) - Gr C	577
Combination Upholstery - dual fabrics	33		
Combination Upholstery -Three fabrics	64		

ORDERING NOTES:

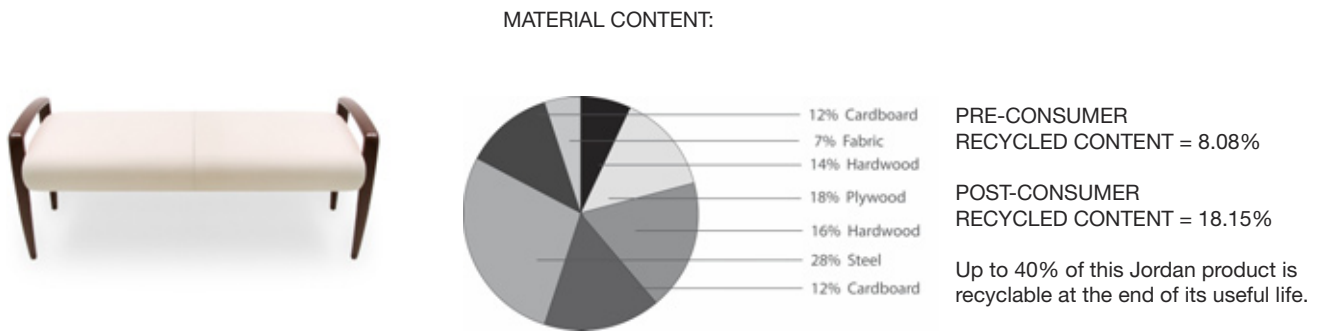
Jordan lounge chairs are available with Black, Grey or Taupe Urethane legs at no additional charge.

PRODUCT CODE KEY

Line	Series	Size	Arm Types	
JOR	3	3	UPH	USS
Jordan	Lounge Seating	Three-Seat	Upholstered Arm	Upholstered Arm with Solid Surface Arm Cap
			UUR	SSC
			Upholstered Arm with Urethane Arm Cap	Wood Arm with Solid Surface Arm Cap
			FUR	
			Full Urethane Arm	
			WOD	
			Wood Arm	
			URE	
			Wood Arm with Urethane Arm Cap	

JORDAN | ENVIRONMENTAL SUMMARY

LEED CI CREDITS



CONTRIBUTES TO		
CREDIT 2.1 - 2.2	Construction Waste Management	1-2 point(s)
CREDIT 3.3	Resource Reuse	1 point
CREDIT 4.1	Recycled Content	1 point
CREDIT 4.2	Recycled Content	1 point
CREDIT 4.5	Low Emitting Materials, Systems & Seating	1 point
CREDIT 5.1	Regional Materials*	1 point
CREDIT 7	Certified Wood (MUST BE REQUESTED)	1 point(s)

*This credit is only applicable if in total 20% of the combined value of the procurement of construction materials and in the furniture are manufactured within a radius of 500 miles. This credit will apply if the installation of the finished product occurs within 500 miles of Kitchener, Ontario.

level® CERTIFICATION, AIR EMISSIONS AND FSC® CERTIFICATION



level® CERTIFICATION
BIFMA's e3 Furniture Sustainability Standard is a voluntary, multi-attribute standard that measures the degree of sustainability of furniture. This standard evaluates product and company environmental attributes and compliance systems in a wide range of elements which include Materials, Energy & Atmosphere, Human & Ecosystem Health and Social Responsibility. Jordan products have earned level®, BIFMA's sustainability certification program for furniture, certification through third-party verification against the e3 standard.

AIR-EMISSIONS
All Jordan products are supplied with air-emissions certified. Contact customer service for information.



FSC®
In 2005, Krug received Forest Stewardship Council® (FSC®) Chain-of-Custody certification for our manufacturing facilities. The FSC® Chain-of-Custody tracks certified wood from seedling to final sale. It verifies that the material for our FSC® certified products only come from well-managed, FSC®-certified forests and other controlled sources. FSC® is dedicated to the promotion of responsible forest management worldwide helping to take care of forests for future generations. Jordan and other Krug products can be specified with FSC® Certification. Contact customer service for further information, pricing and lead times.



Architects, designers, and building professionals can specify FSC®-certified products in order to achieve a point from the U.S. Green Building Council's Leadership in Energy and Environmental Design (LEED) Rating System.

JORDAN | BENCHES - DIMENSIONS & COM REQUIREMENTS

DIMENSIONS

	Overall Width	Overall Depth	Overall Height	Seat Height	Height of Arms from Floor	Width Between Arms	Seat Depth	Shipping Weight	Cubes
21" One-Seater	25	24	22	19	22	20.5	24	35	10
24" One-Seater	28	24	22	19	22	23.5	24	37	11
30" One-Seater Plus	34	24	22	19	22	29.5	24	42	13
48" Two-seater	52.5	24	22	19	22	48	24	65	19.5
72" Three-seater	77	24	22	19	22	72.75	24	91	28

COM YARDAGES

	COM Yardage Complete Unit	Yardage Per Bench - Per Complete Unit	COM Yardage Closed Arm Panel Only	Yardage Per Bench - Closed Arm Panel Only
21" One-Seater	1.1	1.1	0.5	0.5
21" One-Seater (2 units)	1.8	1.1	1	0.5
21" One-Seater (3 units)	2.1	1.1	1.5	0.5
21" One-Seater (4 units)	3.4	1.1	2	0.5
24" One-Seater	1.1	1.1	0.5	0.5
24" One-Seater (2 units)	1.8	1.1	1	0.5
24" One-Seater (3 units)	2.1	1.1	1.5	0.5
24" One-Seater (4 units)	3.4	1.1	2	0.5
30" One-Seater Plus	1.8	1.8	0.5	0.5
30" One-Seater Plus (2 units)	3.6	1.8	1	0.5
30" One-Seater Plus (3 units)	5.4	1.8	1.5	0.5
30" One-Seater Plus (4 units)	7.2	1.8	2	0.5
48" Two-seater	1.8	1.8	0.5	0.5
48" Two-seater (2 units)	3.6	1.8	1	0.5
48" Two-seater (3 units)	5.4	1.8	1.5	0.5
48" Two-seater (4 units)	7.2	1.8	2	0.5
72" Three-seater	2.1	2.1	0.5	0.5
72" Three-seater (2 units)	3.9	2.1	1	0.5
72" Three-seater (3 units)	5.4	2.1	1.5	0.5
72" Three-seater (4 units)	7.8	2.1	2	0.5

ORDERING NOTES:

Replacement seat covers can be quickly installed on Jordan products that were originally ordered with the Replaceable cover option. Replacement seat covers can also be installed on Jordan products that were not originally ordered with the Replaceable cover option, with some simple staple removal on the original seat.

Jordan Bench Option Upcharges

\$ List

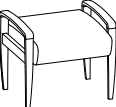


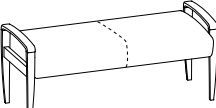
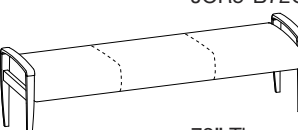
CAL 133 & Moisture Barrier (per yard)	64
Removable Seat Cover (per seat) - 21"	103
Removable Seat Cover (per seat) - 24"	115
Removable Seat Cover (per seat) - 30"	143
Removable Seat Cover (per seat) - 48"	156
Removable Seat Cover (per seat) - 72"	268
Non-Marring Glide	37

WEIGHT CAPACITIES

Jordan weight capacities are as follows:

21" & 24" Bench - 350 lbs
 30" Bench - 750 lbs
 48" Bench - 525 lbs per unit
 72" Bench - 750 lbs per unit

JORDAN | BENCHES

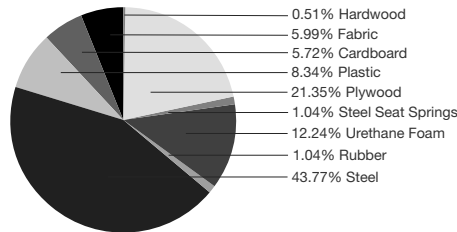
DESCRIPTION/MODEL		Species	COM		COL		FABRIC GRADES			LEATHER	
			1	2	3	4	5	6	7	8	9
	21" Open Arm										
	JOR5-B21OPS	Beech	1139	1187	1232	1330	1422	1518	1613	1708	1852
	JOR5-B21OPS	Maple	1232	1282	1330	1422	1518	1613	1708	1803	1945
	21" Closed Arm										
	JOR5-B21CLS	Beech	1439	1503	1565	1692	1818	1945	2070	2196	2356
	JOR5-B21CLS	Maple	1534	1597	1662	1788	1913	2039	2166	2294	2483
	24" Open Arm										
	JOR5-B24OPS	Beech	1202	1249	1297	1391	1485	1583	1676	1772	1913
	JOR5-B24OPS	Maple	1297	1345	1391	1485	1583	1676	1772	1866	2039
	24" Closed Arm										
	JOR5-B24CLS	Beech	1503	1565	1631	1755	1882	2007	2134	2263	2434
	JOR5-B24CLS	Maple	1597	1662	1724	1852	1977	2104	2230	2356	2530
	30" Plus Open Arm										
	JOR5-B30OPS	Beech	1384	1463	1540	1685	1825	1968	2110	2253	2489
	JOR5-B30OPS	Maple	1485	1565	1644	1788	1928	2070	2214	2356	2609
	30" Plus Closed Arm										
	JOR5-B30CLS	Beech	1685	1778	1872	2032	2191	2347	2505	2664	2910
	JOR5-B30CLS	Maple	1788	1882	1977	2134	2294	2451	2609	2767	3021
	48" Two-seater Open Arm										
	JOR5-B48OPS	Beech	1613	1692	1772	1913	2056	2196	2341	2483	2718
	JOR5-B48OPS	Maple	1715	1795	1872	2017	2160	2301	2443	2586	2822
	48" Two-seater Closed Arm										
	JOR5-B48CLS	Beech	1913	2007	2104	2263	2419	2577	2736	2893	3145
	JOR5-B48CLS	Maple	2017	2110	2206	2362	2522	2681	2838	2995	3248
	72" Three-seater Open Arm										
	JOR5-B72OPS	Beech	1945	2039	2134	2324	2515	2703	2893	3082	3398
	JOR5-B72OPS	Maple	2039	2134	2230	2419	2609	2798	2988	3179	3494
	72" Three-seater Closed Arm										
	JOR5-B72CLS	Beech	2244	2373	2497	2748	3004	3257	3510	3762	4111
	JOR5-B72CLS	Maple	2341	2465	2593	2847	3099	3352	3605	3856	4206

PRODUCT CODE KEY				
Line	Series	Chair Type	Size	Arm Type
JOR	5	B	21	OPS
Jordan		Bench	24	Open Arm
			30	CLS
			48	Closed Arm
			72	

LEED CI CREDITS



MATERIAL CONTENT:



PRE-CONSUMER
RECYCLED CONTENT = 11.21%

POST-CONSUMER
RECYCLED CONTENT = 15.06%

Up to 49.5% of this Jordan product is recyclable at the end of its useful life.

CONTRIBUTES TO

CREDIT 2.1 - 2.2	Construction Waste Management	1-2 point(s)
CREDIT 3.3	Resource Reuse	1 point
CREDIT 4.1	Recycled Content	1 point
CREDIT 4.2	Recycled Content	1 point
CREDIT 4.5	Low Emitting Materials, Systems & Seating	1 point
CREDIT 5.1	Regional Materials*	1 point
CREDIT 7	Certified Wood (MUST BE REQUESTED)	1 point(s)

*This credit is only applicable if in total 20% of the combined value of the procurement of construction materials and in the furniture are manufactured within a radius of 500 miles. This credit will apply if the installation of the finished product occurs within 500 miles of Kitchener, Ontario.

level® CERTIFICATION, AIR EMISSIONS AND FSC® CERTIFICATION



level® CERTIFICATION

BIFMA's e3 Furniture Sustainability Standard is a voluntary, multi-attribute standard that measures the degree of sustainability of furniture. This standard evaluates product and company environmental attributes and compliance systems in a wide range of elements which include Materials, Energy & Atmosphere, Human & Ecosystem Health and Social Responsibility. Jordan products have earned level®, BIFMA's sustainability certification program for furniture, certification through third-party verification against the e3 standard.

AIR-EMISSIONS

All Jordan products are supplied with air-emissions certified. Contact customer service for information.



FSC®

In 2005, Krug received Forest Stewardship Council® (FSC®) Chain-of-Custody certification for our manufacturing facilities. The FSC® Chain-of-Custody tracks certified wood from seedling to final sale. It verifies that the material for our FSC® certified products only come from well-managed, FSC®-certified forests and other controlled sources. FSC® is dedicated to the promotion of responsible forest management worldwide helping to take care of forests for future generations. Jordan and other Krug products can be specified with FSC® Certification. Contact customer service for further information, pricing and lead times.



Architects, designers, and building professionals can specify FSC®-certified products in order to achieve a point from the U.S. Green Building Council's Leadership in Energy and Environmental Design (LEED) Rating System.

JORDAN | ACTIVE PATIENT RECLINER - DIMENSIONS & COM REQUIREMENTS

DIMENSIONS

	Overall Width (incl. handle)	Overall Width (incl. handle) w/ Accessories	Overall Depth (upright)	Overall Depth when Reclined	Overall Height	Seat Height	Height of Arms from Floor	Width Between Arms	Seat Depth	Shipping Weight	Cube
21"	30.5	34.5	27	57	43.5	18.5	26	20.5	19	92	19
24"	33.5	37.5	27	57	43.5	18.5	26	23.5	19	99	24

COM REQUIREMENTS

	COM Yardage Complete Unit	COM Yardage Seat Only	COM Yardage Back Only	COM Yardage Seat & Back	COM Yardage Arm Panel Only	COM Yardage Ottoman
21"						
One Chair	4.88	0.9	1.3	2	2.7	0.5
Two Chair	9.8	1.3	2	3.2	4.3	0.5
Three Chair	14.7	2.1	3	5.2	5.9	0.9
Four Chair	19.6	2.5	5.1	6.9	8	0.9
24"						
One Chair	5.14	0.9	2	2	2.7	0.7
Two Chair	4.9	1.3	3.1	3.9	4.3	0.9
Three Chair	14.7	2.1	4.2	6	5.9	1.4
Four Chair	19.6	2.5	5.3	7.5	8	1.8

ORDERING NOTES: Combination upholstery (more than one upholstery cover within the same unit) is an option on all Jordan upholstered products. When combination upholstery is with upholstery of the same grade or COM, an upcharge for dual fabrics is **\$33 list** per unit and **\$64 list** per unit for three fabrics. When graded in combination upholstery is selected, use the highest grade upholstery selected or contact Customer Service for a quote - please provide the fabrics specified and a description of where each fabric is to be applied on the product in order to obtain a quote.

Active Patient Recliner Option Upcharges	\$ List		\$ List
Moisture Barrier & CAL 133 (per yard)	64	Solid Surface Arm Cap (per pair) - Gr A White	452
Ottoman Poly Cover	77	Solid Surface Arm Cap (per pair) - Gr A Color	458
Push Bar	207	Solid Surface Arm Cap (per pair) - Gr B	481
Removable Seat Cover (per seat)	121	Solid Surface Arm Cap (per pair) - Gr C	507
Removable Back Cover	137	Patient Transfer Arm	889
IV Pole and Holder	380	Thermal Comfort	927
Flip Up Tablet	416	Combination Upholstery - dual fabrics	33
Swing Away Tablet	458	Combination Upholstery -Three fabrics	64

JORDAN | ACTIVE PATIENT RECLINER - FEATURES



INDEPENDENT BACK & OTTOMAN MECHANISMS

Two independent mechanisms provide a greater range of function and positions for the Active Patient Recliner: the back can be upright or reclined, independent of the ottoman which can be closed or extended separately from the back.



OTTOMAN ACTIVATION

The adjustment lever is situated to allow both the user and the caregiver to safely operate the ottoman function of the mechanism. The ottoman is generously padded for comfort, and can be given added protection with the optional Ottoman Protective Cover.



BACK ACTIVATION LEVER

The Active Patient Recliner comes with the back adjustment lever which creates an infinite number of back adjustments within the chair. The back adjustment lever comes in a black plastic finish, and is located on the left hand side (when facing the chair) and on the caregiver side of the arm.



ARM OPTIONS

Arms have urethane arm caps. The textured urethane provides enhanced durability and protection for the arms and is available in three color options; Black, Grey and Taupe. Please specify color when ordering. The urethane arm cap is field replaceable if damaged or degraded.

LATEX FREE

Krug products are made with latex-free materials to prevent the allergic reaction that latex causes in some people.

WEIGHT RATINGS

The Active Patient Recliner has a maximum weight rating of 350 lbs, under normal use (i.e. no excessive force in the use of the product). The ottoman mechanism itself will accept weight to a maximum of 60 lbs (above which it will drop down). The ottoman is designed as a leg rest only, and not designed to accept sitting or standing.



JORDAN | ACTIVE PATIENT RECLINER - OPTIONS



PUSH BAR

The optional push bar is ergonomically designed to assist care-giving staff in the movement and operation of the recliner, and reduce back strain on the caregiver.



PATIENT TRANSFER ARM

The Patient Transfer Arm is designed to fold down where the arm is level with the chair seat. This design allows the caregiver to easily transport patients from the chair to bed or wheelchair. The arm is folded down by accessing the adjustment lever at the side of the chair. The Patient Transfer Arm can only be specified in a right handed position based on facing the unit.



IV POLE & HOLDER

The IV Pole is height adjustable (in a range of 27"), and can be added in the field. It can be located in three locations (left front only or right front or back as facing) - if ordered with the recliner, the location must be specified at time of order.



SOLID SURFACE ARM CAP

The optional Solid Surface Arm Cap provides enhanced durability, protection and cleanability for the arms. This is field replaceable if this becomes damaged or degraded and is available in 8 standard colors.



SWING AWAY TABLET

The Swing Away Tablet (24" x 14 3/4" x 3/4") is designed to be easily operated by the caregiver or user. The break away design allows for the tablet to be easily pushed away from the user in an emergency to gain quick access to the patient. The tablet has the ability to swing up and fold over and rotates 180 degrees. The kidney-shaped design is ideal for use as an eating, writing or work surface. The Swing Away Tablet is specified right handed based on a position facing the unit.



COMBINATION UPHOLSTERY OPTIONS

When combination upholstery is specified with fabric of the same grade or COM, an upcharge for dual fabrics is **\$33 list** per unit and **\$64 list** per unit for three fabrics will be applied. When graded in combination upholstery is selected, use the highest grade upholstery selected or to obtain a quote for blended grading contact Customer Service (please provide the fabrics specified and location of where each fabric is to be applied on the product).



FLIP UP TABLET

The Flip Up Tablet's size is 18" x 14" x 3/4", and it is located on the right side based on a position facing the unit. It is available in Beech and Maple Veneer, as well as Plastic Laminate with a Polymer edge. It folds flat (protruding 3" from the side of the recliner when flat).



REMOVABLE COVERS

Removable seat and back covers can be quickly installed on products that were originally ordered with the Removable Cover Option. Removable seat and back covers can also be installed on products that were not originally ordered with the Removable Cover Option, with some simple staple removal on the original seats and backs.



THERMAL COMFORT

Providing warmth to patients undergoing chemotherapy and other treatments can be vitally important. Thermal Comfort is operated with a hand-held controller located on the inside of the arm (please specify right hand side or left hand side -facing). It provides two heat zones: one in the seat and one in the back. Back and seat zones can be controlled independently, at a high or low heat setting. Thermal Comfort features a safety time-out that automatically shuts off heat after 30 minutes of use. Access to a 110/120 volt, 15 amp(min) electrical outlet is required.



CASTERS

Four heavy-duty 3" diameter soft wheel casters are standard on the recliner. The front casters are inline and locking; the rear casters are swivel and not visible. This combination provides a noticeable and user-friendly ease of steering when the recliner is being moved. Casters are field-replaceable if damaged.








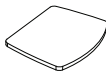



OTTOMAN PROTECTIVE COVER

This optional clear protective cover is sewn into (and over top of) the lower portion of the upholstered ottoman, providing a layer of protection from marring and damage caused by footwear, cleaning and medical equipment, etc. It has an anti-fog additive to maintain clarity, and is resistant to cleaning solutions.

MOISTURE BARRIER & CAL 133

California Technical Bulletin 133 is a flammability test for seating. Krug offers a compliance method, in combination with non-flammable upholstery covers, may enable products to meet certification requirements for this test. This process at the same time also provides the products with a Moisture Barrier - a treatment that helps to prevent the passage of liquids and moisture to inside of the upholstered components - thereby conferring sanitary and anti-infection benefits. So when CAL 133 is specified, the product also automatically has a Moisture Barrier, and when a Moisture Barrier is specified, the product also features the compliance method and low flammability features of CAL 133. The application of this up-charge and the compliance method does not mean that the specific configuration of product and upholstery cover are tested and officially certified as being CAL133 compliant. If the official certification is required, Krug will provide this (through an independent certified testing laboratory) at a charge of \$917 per item, plus the cost of the product to be tested. Lead time for certification testing is typically 4-8 weeks.

JORDAN | ACTIVE PATIENT RECLINER



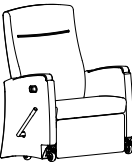


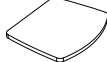



DESCRIPTION	MODEL	COM 1	2	COL 3	4	FABRIC GRADES 5	6	7	LEATHER 8	9
	Active Patient Recliner, 21", no options									
	JOR6APR210000	2982	3142	3308	3536	3797	4028	4289	4616	4944
	Active Patient Recliner, 21", with Ottoman Poly Cover									
	JOR6APR210010	3055	3219	3383	3610	3874	4103	4365	4692	5021
ORDERING NOTE: Options can be selected and added to the pre-configured models, using the pricing below										
	Active Patient Recliner, 21", with Push bar									
	JOR6APR210001	3186	3349	3515	3742	4005	4235	4496	4822	5150
										
ORDERING NOTE: Options can be selected and added to the pre-configured models, using the pricing below										
	Active Patient Recliner, 21", with Flip up Tablet									
	JOR6APR212000	3396	3560	3723	3953	4214	4443	4707	5033	5361
										
ORDERING NOTE: Options can be selected and added to the pre-configured models, using the pricing below										
	Active Patient Recliner, 21", with Swing Away Tablet									
	JOR6APR211000	3439	3604	3767	3996	4258	4486	4749	5078	5403
										
ORDERING NOTE: Options can be selected and added to the pre-configured models, using the pricing below										
	Active Patient Recliner, 21", with Thermal Comfort									
	JOR6APR210100	3846	4008	4173	4401	4665	4893	5154	5482	5810
ORDERING NOTE: Options can be selected and added to the pre-configured models, using the pricing below										

Active Patient Recliner Option Upcharges		\$ List		\$ List
Moisture Barrier & CAL 133 (per yard)		64	Solid Surface Arm Cap (per pair) - Gr A White	452
Ottoman Poly Cover		77	Solid Surface Arm Cap (per pair) - Gr A Color	458
Push Bar		207	Solid Surface Arm Cap (per pair) - Gr B	481
Removable Seat Cover		121	Solid Surface Arm Cap (per pair) - Gr C	507
Removable Back Cover		137	Note: To change Urethane arm cap to Solid Surface option add an "S" to the model number and the upcharge above.	
IV Pole and Holder		380	Patient Transfer Arm	889
Flip Up Tablet		416	Thermal Comfort	927
Swing Away Tablet		458		

PRODUCT CODE KEY

Line	Series	Chair Type	Size	Tablets	Thermal Comfort	Ottoman	Push bar
JOR	6	APR	21	0	0	0	0
Jordan	Motion	Recliner		None	None	No Cover	None
			24	1	1	1	1
				Swing	Thermal Comfort	Poly Cover	Push bar Included
				2			
				Flip up Tablet			

JORDAN | ACTIVE PATIENT RECLINER

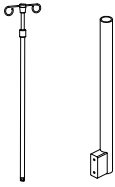
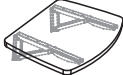
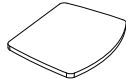
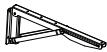
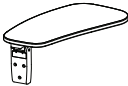



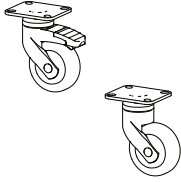
DESCRIPTION	MODEL	COM 1	2	COL 3	4	FABRIC GRADES 56		7	LEATHER 8	9
	Active Patient Recliner, 24", no options JOR6APR240000	3030	3203	3374	3617	3892	4132	4407	4755	5098
	Active Patient Recliner, 24", with Ottoman Poly Cover JOR6APR240010	3104	3278	3452	3691	3966	4208	4485	4830	5174
ORDERING NOTE: Options can be selected and added to the pre-configured models, using the pricing below										
	Active Patient Recliner, 24", with Push bar JOR6APR240001	3236	3409	3580	3822	4098	4339	4615	4961	5305
										
ORDERING NOTE: Options can be selected and added to the pre-configured models, using the pricing below										
	Active Patient Recliner, 24", with Flip up Tablet JOR6APR242000	3445	3618	3789	4033	4309	4547	4823	5170	5513
										
ORDERING NOTE: Options can be selected and added to the pre-configured models, using the pricing below										
	Active Patient Recliner, 24", with Swing Away Tablet JOR6APR241000	3489	3663	3831	4074	4352	4592	4868	5214	5559
										
ORDERING NOTE: Options can be selected and added to the pre-configured models, using the pricing below										
	Active Patient Recliner, 24", with Thermal Comfort JOR6APR240100	3894	4067	4239	4483	4757	4998	5275	5619	5965
ORDERING NOTE: Options can be selected and added to the pre-configured models, using the pricing below										

Active Patient Recliner Option Upcharges		\$ List		\$ List
Moisture Barrier & CAL 133 (per yard)	64	Solid Surface Arm Cap (per pair) - Gr A White		452
Ottoman Poly Cover	77	Solid Surface Arm Cap (per pair) - Gr A Color		458
Push Bar	207	Solid Surface Arm Cap (per pair) - Gr B		481
Removable Seat Cover (per seat)	121	Solid Surface Arm Cap (per pair) - Gr C		507
Removable Back Cover	137	Note: To change Urethane arm cap to Solid Surface option		
IV Pole and Holder	380	add an "S" to the model number and the upcharge above.		
Flip Up Tablet	416	Patient Transfer Arm		889
Swing Away Tablet	458	Thermal Comfort		927

PRODUCT CODE KEY

Line	Series	Chair Type	Size	Tablets	Thermal Comfort	Ottoman	Push bar
JOR	6	APR	21	0	0	0	0
Jordan	Motion	Recliner		None	None	No Cover	None
			24	1	1	1	1
				Swing	Thermal Comfort	Poly Cover	Push bar Included
				2			
				Flip up Tablet			

JORDAN | ACTIVE PATIENT RECLINER ACCESSORIES & REPLACEMENT COMPONENTS

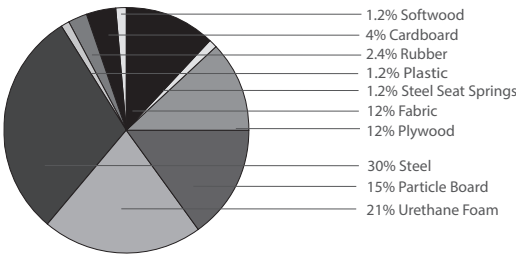
DESCRIPTION	MODEL	PRICE		WEIGHT	CUBES
	IV Pole JOR8-RCRIP	292		3.8	1.4
	IV Pole Holder JOR8-RCRIPB	91		2	0.2
	Flip Up Tablet with brackets JOR8-RCRTK (wood or laminate)	416		6.6	1.6
	Flip Up Tablet JOR8-RCRT (wood or laminate)	334	18"w x 14"d x .75"h	5.8	1.4
	Flip Up Tablet Bracket JOR8-RCRTH	119		0.8	0.2
	Swing Away Tablet with Mechanism JOR8-SRST (wood or laminate)	458	24"w x 14.75"d x .75"h	20	1.2
	Swing Away Tablet Only JOR8-SRRT (wood or laminate)	238		7	0.8
	Swing Away Tablet Mechanism Only JOR8-SRRTH	301		13	1
	Push Bar JOR8-SRRPB	205		2	0.3
	In-line Front caster – Locking JOR6-APRRCASFL	47		2	0.2
	Swivel Rear caster – Locking JOR6-APRRCASRL	100		2	0.2
	Swivel Rear caster – Non-locking JOR6-APRRCASRN	95		2	0.2

JORDAN COMPACT RECLINER | ENVIRONMENTAL SUMMARY

LEED CI CREDITS



MATERIAL CONTENT:



Pre-Consumer
Recycled Content = 22.49%

Post-Consumer
Recycled Content = 10.46%

Up to 34.65% of this Jordan Compact Recliner product is recyclable at the end of its useful life.

CONTRIBUTES TO		
CREDIT 2.1 - 2.2	Construction Waste Management	1-2 point(s)
CREDIT 3.3	Resource Reuse	1 point
CREDIT 4.1	Recycled Content	1 point
CREDIT 4.2	Recycled Content	1 point
CREDIT 4.5	Low Emitting Materials, Systems & Seating	1 point
CREDIT 5.1	Regional Materials*	1 point
CREDIT 7	Certified Wood (MUST BE REQUESTED)	1 point(s)

*This credit is only applicable if in total 20% of the combined value of the procurement of construction materials and in the furniture are manufactured within a radius of 500 miles. This credit will apply if the installation of the finished product occurs within 500 miles of Kitchener, Ontario.

level® CERTIFICATION, AIR EMISSIONS AND FSC® CERTIFICATION



level® CERTIFICATION

BIFMA's e3 Furniture Sustainability Standard is a voluntary, multi-attribute standard that measures the degree of sustainability of furniture. This standard evaluates product and company environmental attributes and compliance systems in a wide range of elements which include Materials, Energy & Atmosphere, Human & Ecosystem Health and Social Responsibility. Jordan products have earned level®, BIFMA's sustainability certification program for furniture, certification through third-party verification against the e3 standard.

AIR-EMISSIONS

All Jordan products are supplied with air-emissions certified. Contact customer service for information.



FSC®

In 2005, Krug received Forest Stewardship Council® (FSC®) Chain-of-Custody certification for our manufacturing facilities. The FSC® Chain-of-Custody tracks certified wood from seedling to final sale. It verifies that the material for our FSC® certified products only come from well-managed, FSC®-certified forests and other controlled sources. FSC® is dedicated to the promotion of responsible forest management worldwide helping to take care of forests for future generations. Jordan and other Krug products can be specified with FSC® Certification. Contact customer service for further information, pricing and lead times.



Architects, designers, and building professionals can specify FSC®-certified products in order to achieve a point from the U.S. Green Building Council's Leadership in Energy and Environmental Design (LEED) Rating System.

JORDAN COMPACT RECLINER | FEATURES & OPTIONS



ENHANCED CUSHIONING

The Jordan Compact Recliners have been designed with a softer seat, a more pronounced headrest, and contoured back shaping for improved support. These enhancements, along with the addition of dual-density foam, make these recliners the leader in patient comfort.



ARM OPTIONS

Arms are available fully upholstered and can also be trimmed with urethane arm caps or solid surface arm caps. The arm cap provides enhanced durability and protection for the arms and is field replaceable if damaged or degraded. Urethane is available in three color options; Black, Grey and Taupe and Solid Surface is available in 8 finishes.



HIGH DURABILITY MECHANISM

Jordan Compact Recliner mechanisms are designed for high-traffic, intensive use in care-giving environments. They are built with high-strength steel, and include Delrin™ wear pads between moving components for added smoothness and longevity.



BACK & FOOTREST MECHANISMS

This mechanism provides Infinitely Adjustable positions: Position A - Seated with feet on the floor, footrest in down (closed) position. Seat-back angle is 102 degrees. Position B - Footrest is fully extended, without compromising the upright position of the back. The seat-back angle remains at 102 degrees. Position C - is the range of infinite adjustability from the seated position of 102 degrees back angle to the fully flat position at a maximum of 175 degrees. The Infinitely Adjustable Back angle can be locked in any position with the back adjustment lever.



MECHANISM WITH TRENDELENBERG

This mechanism provides the same positions described above, as well as the additional Trendelenburg position: full recline with footrest fully extended, seat-back angle remains at 125 degrees, but the back is now 65 degrees from vertical - resulting in the feet being above the head. It is activated by a foot-release lever that is accessible from either side of the recliner.



BACK ADJUSTMENT LEVER

The Jordan Compact Recliner comes with the back adjustment lever which creates an infinite number of back adjustments within the chair. The back adjustment lever comes in a black plastic finish on the care-giver side of the arm. The standard position when ordering is left hand based on a position facing the unit, unless specified otherwise.



FOOTREST LEVER

Jordan Compact Recliner comes with the footrest lever, which extends and closes the built-in footrest. The footrest lever comes in a powder-coated finish to match the casters. The standard position when ordering is a left hand position based on facing the unit, unless specified otherwise.



CASTERS

The standard caster is 4" in diameter, soft wheel, full swivel, with a lock that in a single action locks both the swivel and rotation of the caster.



CENTRAL CASTER LOCKING SYSTEM

Allows for single action locking of all four casters at one time. Casters are locked both directionally and rotationally, keeping the recliner in place when locked. The color-coded external foot pedal indicates Red for the locked position (when lowered) and Green for the unlocked position (when unlowered). The standard position for the foot pedal is located at the rear outside of the left (facing) arm panel. It can optionally be located at the front outside of the arm panel (either side) or at rear of right (facing) arm panel. Central locking casters are 4" diameter with soft wheel treads. Purchase orders must indicate Central Caster Locking System option, note the requested position, and include the upcharge.



PUSH BAR

This is a standard feature on the Jordan Compact Recliner. Ergonomically designed to assist care-giving staff in the movement and operation of the recliner, and reduce back strain on the care-giver.



PATIENT TRANSFER ARM

The Patient Transfer Arm is designed to fold down where the arm is level with the chair seat. This design allows the caregiver to easily transport patients from the chair to bed. The arm is folded down by accessing the adjustment lever at the side of the chair. The Patient Transfer Arm is specified in a right or left handed position based on facing the unit. Please note, the Patient Transfer Arm cannot be located on the same side as IV Poles or the footrest lever or tablets.



POWER CONTROL

Optional motorized recline is available on the Jordan Compact Recliner. The motorized power features independent back and ottoman control. The control location is standard on the inside left (facing) of the arm, alternately can be specified on the right if required, must be clearly noted on the purchase order. Power can also be specified with a lithium battery pack able to run 200 cycles on a full charge.



THERMAL COMFORT

Providing warmth to patients undergoing chemotherapy and other treatments can be vitally important. Thermal Comfort is an option available on all Jordan Compact Recliners, and features a recessed controller located on the inside left arm (facing) of the recliner, unless specified otherwise (or opposite the Patient Transfer Arm option). It provides two heat zones: one in the seat and one in the back. Back and seat zones can be controlled independently, to one of two heat settings. Controls are conveniently placed for the user to access and include a safety time-out feature after 30 minutes. Access to a 110/120 volt, 15 amp(min) electrical outlet is required.

JORDAN COMPACT RECLINER | FEATURES & OPTIONS



SWING AWAY TABLET

The Swing Away Tablet (24" x 14 3/4" x 3/4") is designed to be easily operated by the caregiver or user. The Break Away design allows for the tablet to be easily pushed away from the user in an emergency to gain quick access to the patient. The tablet has the ability to slide up and fold over and rotates 180 degrees. The kidney-shaped design is ideal for use as an eating, writing or work surface. The tablet must be specified on the arm opposite the Footrest Lever.



FLIP UP TABLET

The tablet's size is 18" x 14" x 3/4", and it can be located on either side of the recliner (must be specified if being ordered with the recliner). It is available in Beech and Maple Veneer, as well as Plastic Laminate with a Polymer edge. It folds flat (protruding 3" from the side of the recliner when flat). Please specify whether a right-handed or left-handed (facing) position is needed when ordering. Tablet must be mounted on the opposite side when a Patient Transfer Arm is ordered.



IV POLE & HOLDER

The Jordan IV Pole is height adjustable (in a range of 27"), and can be added in the field. It can be located on either the left or right side (facing) at the back of the recliner. The location must be specified at time of order.



FOLEY HOOK

This recessed, retractable hook system provides a mounting system for catheter bags. It is spring-loaded to automatically retract when not in use, to eliminate any hazard. The standard location of the Foley Hook is on the front of the arm opposite the Footrest Lever. When Swing Away Tablet is specified Foley Hook would move to the back.



FOOTREST PROTECTIVE COVER

This optional clear protective cover is sewn into (and over top of) the lower portion of the upholstered ottoman, providing a layer of protection from marring and damage caused by footwear, cleaning and medical equipment, etc. It has an anti-fog additive to maintain clarity, and is resistant to cleaning solutions.



FOOT TRAY

This option provides a concealed, pull-out tray to assist patients with ingress and egress. It features a non-slip tread and dedicated casters that prevent tipping when standing on the tray.



REMOVABLE COVERS OPTION

Jordan Compact Recliner are available with Removable Seat Covers & Removable Back Covers. Removable seat and back covers can be quickly installed on Jordan products that were originally ordered with the Removable cover option



COMBINATION UPHOLSTERY OPTION

When combination upholstery is specified with upholstery of the same grade or COM, an upcharge for dual fabrics is \$33 list per unit and \$64 list per unit for three fabrics. When graded-in combination upholstery is selected, use the highest grade upholstery selected or contact Customer Service for a quote - please provide the fabrics specified and a description of where each fabric is to be applied on the product in order to obtain a quote.

MOISTURE BARRIER & CAL 133

California Technical Bulletin 133 is a flammability test for seating. Krug offers a compliance method, in combination with non-flammable upholstery covers, may enable products to meet certification requirements for this test.

DIMENSIONS

	Overall Width w/ 4 Position Mechanism	Overall Width w/ Accessories both sides	Overall Depth	Overall Depth w/ Footrest Reclined	Overall Depth w/ Sleep Recline	Overall Height	Seat Height	Height of Arms from Floor	Width Between Arms	Seat Depth	Shipping Weight	Cubes
Compact Sleep Recliner	28	31	34	51	72.5	45.5	19.5	28.25	21	20	165	27

COM YARDAGES

	COM Yardage for Complete Unit	COM Yardage Seat Only	COM Yardage Back Only	COM Yardage Arm Panel Only	Ottoman
One Chair	5.8	1.0	2.5	2.7	0.40

WEIGHT CAPACITIES

Jordan Compact Recliner is load rated to 350 lbs

JORDAN COMPACT RECLINER

DESCRIPTION/MODEL	COM		COL		FABRIC GRADES			LEATHER	
	1	2	3	4	5	6	7	8	9



Upholstered Arm
JOR8-CSRUPHS1

4313 4499 4683 4943 5240 5498 5794 6164 6537

ORDERING NOTE: To specify Solid Surface Arm Caps on Upholstered Arms, please add upcharge below and change UPH in the model number to USS.



Upholstered Arm with Urethane Arm Cap
JOR8-CSRUURS1

4412 4596 4780 5041 5339 5596 5893 6263 6634

ORDERING NOTES: To specify Patient Transfer Arm option, please change the last “S” in the model number to “T” and add upcharge below.
To specify Central Caster Locking System please change “1” to “3” and add upcharge below.

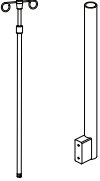
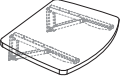
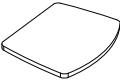
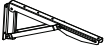






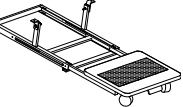
Shipping note: Jordan Compact Recliners ship with the back apart from the chair folded down inside the packaging.

Jordan Compact Recliner Option Upcharges	\$ List		\$ List
Removable Seat Cover	118	Non Powered -Trendelenburg	957
Removable Back Cover	129	Power Control -Trendelenburg -Corded	1559
Footrest Poly Cover	73	Power Control -Trendelenburg - Battery	1908
Combination Upholstery - Two fabrics	33	Power Control -Corded	1111
Combination Upholstery - Three fabrics	64	Power Control -Battery	1461
Moisture Barrier & CAL 133 (per yard)	64	Replacement Battery	620
Patient Transfer Arm	932		
Thermal Comfort	927	Solid Surface Arm Cap (per pair) - A White	517
Flip Up Tablet	416	Solid Surface Arm Cap (per pair) - Gr A Color	527
Swing Away Tablet	458	Solid Surface Arm Cap (per pair) - Gr B	548
Foley Catheter Hook	215	Solid Surface Arm Cap (per pair) - Gr C	577
IV Pole and Holder	380		
Foot Tray	558		
Central Caster Locking System	1074		

PRODUCT CODE KEY

Line	Series	Chair Type	Arm Type	Arm Option	Style
JOR	8	CSR	UPH	S	1
Jordan	Motion	Compact Recliner	Upholstered Arm	Standard Arm	Casters
		PCSR	UUR	T	3
		Power Compact Recliner	Upholstered Arm with Urethane Cap	Patient Transfer Arm	Central Locking Casters
		CSRT	USS		
		Compact Recliner with Trendelenburg	Upholstered Arm with Solid Surface Cap		
		PCSRT			
		Power Compact Recliner with Trendelenburg			

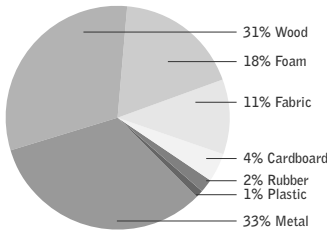
JORDAN COMPACT RECLINER | REPLACEMENT COMPONENTS

DESCRIPTION/MODEL		Price	Shipping Weight	Cubes
	IV Pole JOR8-RCRIP	291	3.8	1.4
	IV Pole Holder JOR8-CSRRIPB	88	2	0.2
	Flip Up Tablet with brackets JOR8-RCRTK (wood or laminate)	416	6.6	1.6
	Flip Up Tablet - 18"w x 14"d x .75"h JOR8-RCRT (wood or laminate)	334	5.8	1.4
	Flip Up Tablet Bracket JOR8-RCRTH	119	0.8	0.2
	Swing Away Tablet with Mechanism - 24"w x 14.75"d x .75"h JOR8-CSRST (wood or laminate)	458	20	1.2
	Swing Away Tablet Only JOR8-SRRT (wood or laminate)	238	7	0.8
	Swing Away Tablet Mechanism Only JOR8-CSRRTH	301	13	1
	Push Bar JOR8-SRRPB	205	2	0.3
	Replacement Foley Catheter Hook JOR8-RHK	215	1	0.2
	Locking Rubber Wheel Caster JOR8-RCRCASRL -Back Left	95	2	0.2
	JOR8-RCRCASRR -Back Right			
	JOR8-RCRCASFL -Front	47	2	0.2
	JOR8-RCRCASFR -Front			
	Sleep Recliner Foot Tray JOR8-CSRRFT	558	2.8	15

LEED CI CREDITS



MATERIAL CONTENT:



PRE-CONSUMER
RECYCLED CONTENT = 6.5%

POST-CONSUMER
RECYCLED CONTENT = 13%

Up to 35.4% of this Jordan product
is recyclable at the end of its useful life.

CONTRIBUTES TO

CREDIT 2.1 - 2.2	Construction Waste Management	1-2 point(s)
CREDIT 3.3	Resource Reuse	1 point
CREDIT 4.1	Recycled Content	1 point
CREDIT 4.5	Low Emitting Materials, Systems & Seating	1 point
CREDIT 5.1	Regional Materials*	1 point
CREDIT 7	Certified Wood (MUST BE REQUESTED)	1 point(s)

*This credit is only applicable if in total 20% of the combined value of the procurement of construction materials and in the furniture are manufactured within a radius of 500 miles. This credit will apply if the installation of the finished product occurs within 500 miles of Kitchener, Ontario.

level® CERTIFICATION, AIR EMISSIONS AND FSC® CERTIFICATION



level® CERTIFICATION

BIFMA's e3 Furniture Sustainability Standard is a voluntary, multi-attribute standard that measures the degree of sustainability of furniture. This standard evaluates product and company environmental attributes and compliance systems in a wide range of elements which include Materials, Energy & Atmosphere, Human & Ecosystem Health and Social Responsibility. Jordan products have earned level®, BIFMA's sustainability certification program for furniture, certification through third-party verification against the e3 standard.

AIR-EMISSIONS

All Jordan products are supplied with air-emissions certified. Contact customer service for information.



FSC®

In 2005, Krug received Forest Stewardship Council® (FSC®) Chain-of-Custody certification for our manufacturing facilities. The FSC® Chain-of-Custody tracks certified wood from seedling to final sale. It verifies that the material for our FSC® certified products only come from well-managed, FSC®-certified forests and other controlled sources. FSC® is dedicated to the promotion of responsible forest management worldwide helping to take care of forests for future generations. Jordan and other Krug products can be specified with FSC® Certification. Contact customer service for further information, pricing and lead times.



Architects, designers, and building professionals can specify FSC®-certified products in order to achieve a point from the U.S. Green Building Council's Leadership in Energy and Environmental Design (LEED) Rating System.

JORDAN | 3-POSITION RECLINER - DIMENSIONS & COM REQUIREMENTS

DIMENSIONS

	Overall Width with 3-Position Mechanism	Overall Width with 3-Position Mechanism with Trendelenburg	Overall Width with Cushioned Armrest	Overall Width with Accessories	Overall Depth	Overall Depth when Reclined	Overall Height	Seat Height	Height of Arms from Floor	Width Between Arms	Seat Depth	Shipping Weight	Cube
3-Position Recliner	29.5	31.5	32	34.5	35	64	45.5	19.5	28.25	23	20	175	27

COM REQUIREMENTS

		COM Yardage Complete Unit	COM Yardage Seat Only	COM Yardage Back Only	COM Yardage Arm Panel Only	COM Yardage Footrest Upholstered Pad Only	Cushioned Armrest Only
Recliner	One Chair	6	1.0	2.5	2.8	0.6	.75
	Two Chairs	12	2.0	5	5.6	1.2	1.5
	Three Chairs	18	3.0	7.5	8.4	1.8	2.25
	Four Chairs	24	4.0	10	11.2	2.4	3


WEIGHT CAPACITIES: Jordan 3-Position Recliner has a maximum weight rating of 350 lbs under normal use (i.e. no excessive force in the use of the product).

JORDAN | 3-POSITION RECLINER - FEATURES & OPTIONS



HIGH DURABILITY MECHANISM

Jordan 3-Position Recliner mechanisms are designed for high-traffic, intensive use in care-giving environments. They are built with high-strength steel, and include Delrin™ wear pads between moving components for added smoothness and longevity.



ENHANCED CUSHIONING

The Jordan Recliners have been upgraded with a softer seat, a more pronounced headrest, and contoured back shaping for improved support. These enhancements, along with the addition of dual-density foam, make these recliners the leader in patient comfort.



RECLINER - 3-POSITION MECHANISM

This mechanism provides 3 distinct user positions:

Position A - Seated with feet on the floor, footrest in down (closed) position. Seat-back angle is 104 degrees, and the back is reclined 20 degrees from vertical.

Position B - Footrest is fully extended, back is in mid-position. Seat-back angle remains at 104 degrees, and the back is 25 degrees from vertical. Position C - Full recline with footrest fully extended. Seat-back angle is opened to 125 degrees, and the back is 45 degrees from vertical.



PUSH BAR

This is a standard feature on the Jordan 3-Position Recliner when ordered with casters. Ergonomically designed to assist care-giving staff in the movement and operation of the recliner, and reduce back strain on the caregiver.



MECHANISM WITH TRENDELENBURG

This mechanism provides the same positions described above, as well as the additional Trendelenburg position: full recline with footrest fully extended, seat-back angle remains at 125 degrees, but the back is now 65 degrees from vertical - resulting in the feet being above the head. It is activated by a foot-release lever that is accessible from either side of the recliner.



ARM OPTIONS

Jordan features 8 arm style options; fully upholstered, fully upholstered with urethane or solid surface arm cap, wood, wood with urethane or solid surface arm cap, full urethane and cushioned arm rest. The arm cap option provides enhanced durability and protection for the arms. The arm cap is field replaceable if damaged or degraded.



LEGS

Jordan Recliners are available with wood legs - in either Beech or Maple. Two options exist for glides on the Jordan Recliners. The white nylon glides are ideal for use on flooring that is easily marked. The stainless steel glides should be utilized for all other types floor surfaces. The stainless steel glide is provided when ordering the Jordan Recliners unless the white nylon glide is specified. The white nylon glide is available at the same price as the stainless steel option.

JORDAN | 3-POSITION RECLINER - OPTIONS



FOLEY HOOK

This recessed, retractable hook system provides a mounting system for catheter bags. It is spring-loaded to automatically retract when not in use, to eliminate any hazard.



IV POLE & HOLDER

The Jordan IV Pole is height adjustable (in a range of 27"), and can be added in the field. It can be located in any of four locations (left or right, front or back) -if ordered with the recliner, the location must be specified at time of order.



CUSHIONED ARMREST

The Cushioned Armrest was designed to maximize patient comfort during infusion treatments. The extra padded and wider arms provide comfort and support over long periods of time. Arms can be ordered in Krug standard healthcare rated grey vinyl or in coordinating textiles.



FLIP UP TABLET

The tablet's size is 18" x 14" x 3/4", and it can be located on either side of the recliner (must be specified if being ordered with the recliner). It is available in Beech and Maple Veneer, as well as Plastic Laminate with a Polymer edge. It folds flat (protruding 3" from the side of the recliner when flat). Please specify whether a right-handed or left-handed position is needed when ordering. Tablet must be mounted on the opposite side when a Patient Transfer Arm is ordered.



SWING AWAY TABLET

The Swing Away Tablet (24" x 14 3/4" x 3/4") is designed to be easily operated by the caregiver or user. The Break Away design allows for the tablet to be easily pushed away from the user in an emergency to gain quick access to the patient. The tablet has the ability to slide up and fold over and rotates 180 degrees. The kidney-shaped design is ideal for use as an eating, writing or work surface. The Footrest activation lever is specified either left or right handed based on a position facing the unit and opposite to where the tablet appears.



PATIENT TRANSFER ARM

The Patient Transfer Arm is designed to fold down where the arm is level with the chair seat. This design allows the caregiver to easily transport patients from the chair to bed. The arm is folded down by accessing the adjustment lever at the side of the chair. The Patient Transfer Arm is specified in a right or left handed position based on facing the unit. The Patient Transfer Arm cannot be located on the same side as footrest lever or accessories. Dual patient transfer arms cannot be specified with CCLS or accessories.



FOOT TRAY

This option provides a concealed, pull-out tray to assist patients with ingress and egress. It features a non-slip tread and dedicated casters that prevent tipping when standing on the tray.



THERMAL COMFORT

Providing warmth to patients undergoing chemotherapy and other treatments can be vitally important. Thermal Comfort is an option available on all Jordan Recliners, and features a hand-held controller located on the inside arm of the recliner (please specify right hand side or left hand side -facing). It provides two heat zones: one in the seat and one in the back. Back and seat zones can be controlled independently, to one of two heat settings. Controls are conveniently placed for the user to access and include a safety time-out feature after 30 minutes. Access to a 110/120 volt, 15 amp(min) electrical outlet is required.



POWER CONTROL

Optional motorized recline is available on the Jordan 3-Position Recliner. The control location is standard on the inside left (facing) of the arm, alternately can be specified on the right if required, this must be clearly noted on the purchase order. Power can also be specified with a lithium battery pack able to run 200 cycles on a full charge.



CASTERS

The standard caster is 4" in diameter soft-wheel, full swivel, with a lock that in a single action locks both the swivel and rotation of the caster. The Central Locking caster has the same features, with a hooded design.





CENTRAL CASTER LOCKING SYSTEM

Allows for single action locking of all four casters at one time. Casters are locked both directionally and rotationally, keeping the recliner in place when locked. The color-coded external foot pedal indicates Red for the locked position (when lowered) and Green for the unlocked position (when unlowered). The standard position for the foot pedal is located at the rear outside of the left (facing) arm panel. It can optionally be located at the front outside of the arm panel (either side) or at rear of right (facing) arm panel. Central locking casters are 4" diameter with soft wheel treads. Purchase orders must indicate Central Caster Locking System option, note the requested position, and include the upcharge - see pricing pages for upcharge info.

REMOVABLE COVERS AND REPLACEMENT COMPONENTS

Jordan 3-Position Recliner chairs are available with removable seat and back covers for an upcharge. Removable seat and back covers can be quickly installed on Jordan products that were originally ordered with the removable cover option. Removable seat and back covers can also be installed on Jordan products that were not originally ordered with the Removable cover option, with some simple staple removal on the original seats and backs.

JORDAN | 3-POSITION RECLINER

DESCRIPTION/MODEL	Species	COM		COL	FABRIC GRADES			LEATHER			
		1	2	3	4	5	6	7	8	9	
	Upholstered Arm, 3-Position Mechanism, with legs										
	JOR8-RCUPH12	Beech	3490	3683	3873	4142	4447	4718	5023	5407	5789
	(no push bar)	Maple	3513	3707	3895	4167	4470	4740	5045	5429	5812
	Upholstered Arm, 3-Position Mechanism, with casters										
	JOR8-RCUPH11	n/a	3568	3762	3954	4222	4529	4796	5105	5488	5869


ORDERING NOTES:
All Jordan Recliners components are specified either left or right handed based on a position facing the unit. Jordan Recliners ship with the back apart from the chair folded down inside the packaging.


Jordan Recliner Option Upcharges		\$ List	\$ List
Removable Seat Cover		118	Non Powered -Trendelenburg 316
Removeable Back Cover		129	Power Control -Trendelenburg -Corded 1198
Moisture Barrier (per yard)		64	Power Control -Trendelenburg - Battery 1548
Combination Upholstery Option - 2 fabrics		33	Power Control -Corded 819
Combination Upholstery Option - 3 fabrics		64	Power Control -Battery 1169
Thermal Comfort		927	Replacement Battery 620
Patient Transfer Arm		932	Solid Surface Arm Cap (per pair) - Gr A White 517
Foley Hook		215	Solid Surface Arm Cap (per pair) - Gr A Color 527
IV Pole & Holder		380	Solid Surface Arm Cap (per pair) - Gr B 548
Flip Up Tablet		416	Solid Surface Arm Cap (per pair) - Gr C 577
Swing Away Tablet		458	
Foot Tray		452	
Central Caster Locking System		1074	

Note: For Solid Surface option replace arm type with “USS” in the model number and add the upcharge above.

PRODUCT CODE KEY					
Line	Series	Chair Type	Arm Type	Mechanism	Style
JOR	8	RC	UPH	1	1
Jordan	Motion	Recliner	Upholstered Arm	3-Position Mechanism	Casters
		PRC	USS	2	2
		Power Recliner	Upholstered Arm with Solid Surface Cap	3-Position with Trendelenburg Mechanism	Wood Legs
			TUP		3
			Transfer - Upholstered Arm		Central Locking Casters
			TUS		
			Transfer - Upholstered Arm with Solid Surface Cap		

JORDAN | 3-POSITION RECLINER

DESCRIPTION/MODEL		Species	COM		COL		FABRIC GRADES			LEATHER	
			1	2	3	4	5	6	7	8	9
	Upholstered Arm with Urethane Cap , 3-Position Mechanism, with legs										
	JOR8-RCUUR12	Beech	3587	3781	3972	4240	4546	4816	5121	5505	5888
	(no push bar)	Maple	3610	3805	3994	4265	4569	4838	5143	5527	5911

	Upholstered Arm with Urethane Cap, 3-Position Mechanism, with casters										
	JOR8-RCUUR11	n/a	3667	3860	4051	4319	4627	4895	5203	5587	5967

ORDERING NOTES:



All Jordan Recliners components are specified either left or right handed based on a position facing the unit. Jordan Recliners ship with the back apart from the chair folded down inside the packaging.

Jordan Recliner Option Upcharges	\$ List		\$ List
Removable Seat Cover	118	Non Powered -Trendelenburg	316
Removeable Back Cover	129	Power Control -Trendelenburg -Corded	1198
Moisture Barrier (per yard)	64	Power Control -Trendelenburg - Battery	1548
Combination Upholstery Option - 2 fabrics	33	Power Control -Corded	819
Combination Upholstery Option - 3 fabrics	64	Power Control -Battery	1169
Thermal Comfort	927	Replacement Battery	620
Patient Transfer Arm	932		
Foley Hook	215		
IV Pole & Holder	380		
Flip Up Tablet	416		
Swing Away Tablet	458		
Foot Tray	452		
Central Caster Locking System	1074		

PRODUCT CODE KEY

Line	Series	Chair Type	Arm Type	Mechanism	Style
JOR	8	RC	UUR	1	1
Jordan	Motion	Recliner	Upholstered Arm with Urethane Cap	3-Position Mechanism	Casters
		PRC	TUU	2	2
		Power Recliner	Transfer - Upholstered Arm with Urethane Cap	3-Position with Trendelenburg Mechanism	Wood Legs
					3
					Central Locking Casters

JORDAN | 3-POSITION RECLINER



DESCRIPTION/MODEL	Species	COM		COL	FABRIC GRADES			LEATHER			
		1	2	3	4	5	6	7	8	9	
	Full Urethane Arm, 3-Position Mechanism, with legs										
	JOR8-RCFUR12	Beech	3609	3803	3994	4263	4568	4838	5143	5527	5910
	(no push bar)	Maple	3633	3827	4016	4287	4591	4860	5166	5549	5933
	Full Urethane Arm, 3-Position Mechanism, with casters										
	JOR8-RCFUR11	n/a	3689	3882	4074	4341	4649	4917	5225	5609	5989

ORDERING NOTES:
All Jordan Recliners components are specified either left or right handed based on a position facing the unit. Jordan Recliners ship with the back apart from the chair folded down inside the packaging.

Jordan Recliner Option Upcharges	\$ List	\$ List
Removable Seat Cover	118	Non Powered -Trendelenburg 316
Removeable Back Cover	129	Power Control -Trendelenburg -Corded 1198
Moisture Barrier (per yard)	64	Power Control -Trendelenburg - Battery 1548
Combination Upholstery Option - 2 fabrics	33	Power Control -Corded 819
Combination Upholstery Option - 3 fabrics	64	Power Control -Battery 1169
Thermal Comfort	927	Replacement Battery 620
Patient Transfer Arm	932	
Foley Hook	215	
IV Pole & Holder	380	
Flip Up Tablet	416	
Swing Away Tablet	458	
Foot Tray	452	
Central Caster Locking System	1074	

PRODUCT CODE KEY					
Line	Series	Chair Type	Arm Type	Mechanism	Style
JOR	8	RC	FUR	1	1
Jordan	Motion	Recliner	Full Urethane	3-Position Mechanism	Casters
		PRC	TFU	2	2
		Power Recliner	Transfer - Full Urethane	3-Position with Trendelenburg Mechanism	Wood Legs
					3
					Central Locking Casters

JORDAN | 3-POSITION RECLINER

DESCRIPTION/MODEL	Species	COM		COL		FABRIC GRADES			LEATHER		
		1	2	3	4	5	6	7	8	9	
	Wood Arm, 3-Position Mechanism with legs (no push bar)										
	JOR8-RCWOD12	Beech	3714	3908	4098	4368	4672	4943	5248	5632	6014
		Maple	3798	3992	4182	4450	4756	5027	5331	5716	6098
<hr/>											
	Wood Arm, 3-Position Mechanism with Casters										
	JOR8-RCWOD11	Beech	3794	3986	4179	4446	4754	5021	5329	5714	6094
		Maple	3818	4011	4203	4470	4778	5045	5353	5738	6118

ORDERING NOTES:



All Jordan Recliners components are specified either left or right handed based on a position facing the unit. Jordan Recliners ship with the back apart from the chair folded down inside the packaging.

Jordan Recliner Option Upcharges	\$ List		\$ List
Removable Seat Cover	118	Non Powered -Trendelenburg	316
Removeable Back Cover	129	Power Control -Trendelenburg -Corded	1198
Moisture Barrier (per yard)	64	Power Control -Trendelenburg - Battery	1548
Combination Upholstery Option - 2 fabrics	33	Power Control -Corded	819
Combination Upholstery Option - 3 fabrics	64	Power Control -Battery	1169
Thermal Comfort	927	Replacement Battery	620
Patient Transfer Arm	932	Solid Surface Arm Cap (per pair) - Gr A White	517
Foley Hook	215	Solid Surface Arm Cap (per pair) - Gr A Color	527
IV Pole & Holder	380	Solid Surface Arm Cap (per pair) - Gr B	548
Flip Up Tablet	416	Solid Surface Arm Cap (per pair) - Gr C	577
Swing Away Tablet	458	Note: For Solid Surface option replace arm type with "SSC" in the model number and add the upcharge above.	
Foot Tray	452		
Central Caster Locking System	1074		

PRODUCT CODE KEY

Line	Series	Chair Type	Arm Type	Mechanism	Style
JOR	8	RC	WOD	1	1
Jordan	Motion	Recliner	Wood Arm	3-Position Mechanism	Casters
		PRC	SSC	2	2
		Power Recliner	Wood Arm with Solid Surface Cap	3-Position with Trendelenburg Mechanism	Wood Legs
			TWD		3
			Transfer - Wood Arm		Central Locking Casters
			TSS		
			Transfer - Wood Arm with Solid Surface Cap		

JORDAN | 3-POSITION RECLINER



DESCRIPTION/MODEL	Species	COM		COL		FABRIC GRADES			LEATHER	
		1	2	3	4	5	6	7	8	9
	Wood Arm with Urethane Cap, 3-Position Mechanism with legs									
	JOR8-RCURE12	Beech	3844	4037	4227	4496	4801	5072	5377	5761
	(no push bar)	Maple	3928	4120	4311	4580	4885	5155	5461	5845
	Wood Arm with Urethane Cap, 3-Position Mechanism with casters									
	JOR8-RCURE11	Beech	3922	4116	4308	4575	4883	5150	5458	5843
		Maple	3948	4140	4332	4600	4907	5174	5483	5867

ORDERING NOTES:
All Jordan Recliners components are specified either left or right handed based on a position facing the unit. Jordan Recliners ship with the back apart from the chair folded down inside the packaging.

Jordan Recliner Option Upcharges	\$ List	\$ List
Removable Seat Cover	118	Non Powered -Trendelenburg 316
Removeable Back Cover	129	Power Control -Trendelenburg -Corded 1198
Moisture Barrier (per yard)	64	Power Control -Trendelenburg - Battery 1548
Combination Upholstery Option - 2 fabrics	33	Power Control -Corded 819
Combination Upholstery Option - 3 fabrics	64	Power Control -Battery 1169
Thermal Comfort	927	Replacement Battery 620
Patient Transfer Arm	932	
Foley Hook	215	
IV Pole & Holder	380	
Flip Up Tablet	416	
Swing Away Tablet	458	
Foot Tray	452	
Central Caster Locking System	1074	

PRODUCT CODE KEY						
Line	Series	Chair Type	Arm Type	Mechanism	Style	
JOR	8	RC	URE	1	1	
Jordan	Motion	Recliner	Wood Arm with Urethane Cap	3-Position Mechanism	Casters	
		PRC	TUR	2	2	
		Power Recliner	Transfer - Wood Arm with Urethane Cap	3-Position with Trendelenburg Mechanism	Wood Legs	
					3	
					Central Locking Casters	

JORDAN | 3-POSITION RECLINER

DESCRIPTION/MODEL		Species	COM	COL				FABRIC GRADES		LEATHER		
			1	2	3	4	5	6	7	8	9	
	Cushioned Armrest, 3-Position Mechanism with legs (no push bar)											
	JOR8-RCINF12	Beech	3843	4036	4226	4495	4800	5071	5376	5760	6142	
		Maple	3866	4060	4248	4520	4823	5093	5398	5782	6165	
<hr/>												
	Cushioned Armrest, 3-Position Mechanism with casters											
	JOR8-RCINF11	n/a	3921	4114	4307	4574	4882	5149	5457	5841	6222	

ORDERING NOTES:

All Jordan Recliners components are specified either left or right handed based on a position facing the unit. Jordan Recliners ship with the back apart from the chair folded down inside the packaging.

Jordan Recliner Option Upcharges	\$ List		\$ List
Removable Seat Cover	118	Non Powered -Trendelenburg	316
Removeable Back Cover	129	Power Control -Trendelenburg -Corded	1198
Moisture Barrier (per yard)	64	Power Control -Trendelenburg - Battery	1548
Combination Upholstery Option - 2 fabrics	33	Power Control -Corded	819
Combination Upholstery Option - 3 fabrics	64	Power Control -Battery	1169
Thermal Comfort	927	Replacement Battery	620
Patient Transfer Arm	932		
Foley Hook	215		
IV Pole & Holder	380		
Flip Up Tablet	416		
Swing Away Tablet	458		
Foot Tray	452		
Central Caster Locking System	1074		

COORDINATING CUSHIONED ARM OPTION - please add the following up charges for Cushioned Arm in coordinating fabric.

Fabric Grades	1	2	3	4	5	6	7	8	9
2 ARMS	22	47	70	121	171	220	269	319	418

PRODUCT CODE KEY

Line	Series	Chair Type	Arm Type	Mechanism	Style
JOR	8	RC	INF	1	1
Jordan	Motion	Recliner	Cushioned Armrest	3-Position Mechanism	Casters
		PRC		2	2
		Power Recliner	TIN	3-Position with Trendelenburg Mechanism	Wood Legs
			Transfer - Cushioned Armrest		3
					Central Locking Casters

JORDAN | RECLINER PLUS

DIMENSIONS

	Overall Width with 3-Position Mechanism	Overall Width with Trendelenburg Mechanism	Overall Width with Cushioned Armrest	Overall Width with Accessories	Overall Depth	Overall Depth when Reclined	Overall Height	Seat Height	Height of Arms from Floor	Width Between Arms	Seat Depth	Shipping Weight	Cube
Recliner Plus	39	-	41.5	44	35	72	45.5	19.5	28.25	28.75	20	202	36

COM REQUIREMENTS

		COM Yardage Complete Unit	COM Yardage Seat Only	COM Yardage Back Only	COM Yardage Arm Panel Only	COM Yardage Footrest Upholstered Pad Only	Cushioned Armrest Only
Recliner Plus	One Chair	7.7	1.31	3.10	2.8	0.6	.75
	Two Chairs	15.4	2.62	5.6	5.6	1.2	1.5
	Three Chairs	23.1	3.93	8.4	8.4	1.8	2.25
	Four Chairs	30.8	4.12	11.2	11.2	2.4	3

WEIGHT CAPACITIES :


Jordan Recliner Plus has a maximum weight rating of 500 lbs under normal use (i.e. no excessive force in the use of the product).

JORDAN | RECLINER PLUS FEATURES & OPTIONS



HIGH DURABILITY MECHANISM

Jordan Recliner Plus mechanisms are designed for high-traffic, intensive use in care-giving environments. They are built with high-strength steel, and include Delrin™ wear pads between moving components for added smoothness and longevity.



ENHANCED CUSHIONING

The Jordan Recliners have been upgraded with a softer seat, a more pronounced headrest, and contoured back shaping for improved support. These enhancements, along with the addition of dual-density foam, make these recliners the leader in patient comfort.



JORDAN RECLINER PLUS MECHANISM

This mechanism provides Infinitely Adjustable positions: Position A - Seated with feet on the floor, footrest in down (closed) position. Seat-back angle is 102 degrees. Position B - Footrest is fully extended, without compromising the upright position of the back. The seat-back angle remains at 102 degrees. Position C - is the range of infinite adjustability from the seated position of 102 degrees back angle to the fully reclined position at 133 degrees. The Infinitely Adjustable Back angle can be locked in any position with the back adjustment lever that goes to a maximum of 133 degrees when fully extended.



PUSH BAR

This is a standard feature on the Jordan recliner when ordered with casters. Ergonomically designed to assist care-giving staff in the movement and operation of the recliner, and reduce back strain on the caregiver.



MECHANISM WITH TRENDELENBURG

This mechanism provides the same positions described above, as well as the additional Trendelenburg position: full recline with footrest fully extended, seat-back angle remains at 125 degrees, but the back is now 65 degrees from vertical - resulting in the feet being above the head. It is activated by a foot-release lever that is accessible from either side of the recliner.



BACK ADJUSTMENT LEVER

The Jordan Recliner Plus comes with the back adjustment lever which creates an infinite number of back adjustments within the chair. The back adjustment lever comes in a black plastic finish on the caregiver side. The standard position when ordering is left hand based on a position facing, the unit, unless specified otherwise.



LEGS

Jordan Recliners are available with wood legs - in either Beech or Maple. Two options exist for glides on the Jordan Recliners. The white nylon glides are ideal for use on flooring that is easily marked. The stainless steel glides should be utilized for all other types floor surfaces. The stainless steel glide is provided when ordering the Jordan Recliners unless the white nylon glide is specified. The white nylon glide is available at the same price as the stainless steel option.



FOOTREST LEVER

Jordan Recliner Plus comes with the footrest lever, which extends and closes the built-in footrest. The footrest lever comes in a powder-coated finish to match the casters. The standard position when ordering is a left hand position based on facing the unit, unless specified otherwise.



ARM OPTIONS

Arms are available in wood, wood with urethane arm cap, wood with solid surface arm cap or full urethane. The urethane provides enhanced durability and protection for the arms and is available in three color options; Black, Grey and Taupe. The urethane arm cap is field replaceable if damaged or degraded.

JORDAN | RECLINER PLUS FEATURES & OPTIONS



FOLEY HOOK

This recessed, retractable hook system provides a mounting system for catheter bags. It is spring-loaded to automatically retract when not in use, to eliminate any hazard.



IV POLE & HOLDER

The Jordan IV Pole is height adjustable (in a range of 27"), and can be added in the field. It can be located in any of four locations (left or right, front or back) -if ordered with the recliner, the location must be specified at time of order.



CUSHIONED ARMREST

The Cushioned Armrest was designed to maximize patient comfort during infusion treatments. The extra padded and wider arms provide comfort and support over long periods of time. Arms can be ordered in Krug standard healthcare rated grey vinyl or in coordinating textiles.



FLIP UP TABLET

The tablet's size is 18" x 14" x 3/4", and it can be located on either side of the recliner (must be specified if being ordered with the recliner). It is available in Beech and Maple Veneer, as well as Plastic Laminate with a Polymer edge. It folds flat (protruding 3" from the side of the recliner when flat). Please specify whether a right-handed or left-handed position is needed when ordering. Tablet must be mounted on the opposite side when a Patient Transfer Arm is ordered.



SWING AWAY TABLET

The Swing Away Tablet (24" x 14 3/4" x 3/4") is designed to be easily operated by the caregiver or user. The Break Away design allows for the tablet to be easily pushed away from the user in an emergency to gain quick access to the patient. The tablet has the ability to slide up and fold over and rotates 180 degrees. The kidney-shaped design is ideal for use as an eating, writing or work surface. The Footrest activation lever is specified either left or right handed based on a position facing the unit and opposite to where the tablet appears.



PATIENT TRANSFER ARM

The Patient Transfer Arm is designed to fold down where the arm is level with the chair seat. This design allows the caregiver to easily transport patients from the chair to bed. The arm is folded down by accessing the adjustment lever at the side of the chair. The Patient Transfer Arm is specified in a right or left handed position based on facing the unit. Please note, the Patient Transfer Arm cannot be located on the same side as IV Poles or the footrest lever or tablets.



POWER CONTROL

Optional motorized recline is available on the Jordan Recliner. Plus. The motorized power features independent back and ottoman control. The control location is standard on the inside left (facing) of the arm, alternately can be specified on the right if required, must be clearly noted on the purchase order. Power can also be specified with a lithium battery pack able to run 200 cycles on a full charge.



THERMAL COMFORT

Providing warmth to patients undergoing chemotherapy and other treatments can be vitally important. Thermal Comfort is an option available on all Jordan Recliners, and features a hand-held controller located on the inside arm of the recliner (please specify right hand side or left hand side -facing). It provides two heat zones: one in the seat and one in the back. Back and seat zones can be controlled independently, to one of two heat settings. Controls are conveniently placed for the user to access and include a safety time-out feature after 30 minutes. Access to a 110/120 volt, 15 amp(min) electrical outlet is required.



CASTERS

The standard caster is 4" in diameter, soft-wheel, full swivel, with a lock that in a single action locks both the swivel and rotation of the caster. The Central Locking caster has the same features, with a hooded design.



CENTRAL CASTER LOCKING SYSTEM

Allows for single action locking of all four casters at one time. Casters are locked both directionally and rotationally, keeping the recliner in place when locked. The color-coded external foot pedal indicates Red for the locked position (when lowered) and Green for the unlocked position (when unlowered). The standard position for the foot pedal is located at the rear outside of the left (facing) arm panel. It can optionally be located at the front outside of the arm panel (either side) or at rear of right (facing) arm panel. Central locking casters are 4" diameter with soft wheel treads. Purchase orders must indicate Central Caster Locking System option, note the requested position, and include the upcharge - see pricing pages for upcharge info.



FOOT TRAY

This option provides a concealed, pull-out tray to assist patients with ingress and egress. It features a non-slip tread and dedicated casters that prevent tipping when standing on the tray.





REMOVABLE COVERS AND REPLACEMENT COMPONENTS

Jordan Recliner Plus chairs are available with removable seat and back covers. Removable seat and back covers can be quickly installed on Jordan products that were originally ordered with the Removable cover option. Removable seat and back covers can also be installed on Jordan products that were not originally ordered with the Removable cover option, with some simple staple removal on the original seats and backs..

CLEANING & INFECTION CONTROL

Specifically designed to ease the cleaning and disinfection of the recliner and the floor underneath. Upholstery covers can be made removable, and individual components are automatically removable, to enable thorough cleaning and disinfection.

JORDAN | RECLINER PLUS

DESCRIPTION/MODEL	Species	COM		COL		FABRIC GRADES			LEATHER		
		1	2	3	4	5	6	7	8	9	
	Upholstered Arm, with legs										
	JOR8-BSRUPH2	Beech	5143	5391	5636	5979	6374	6717	7110	7605	8096
	(no push bar)	Maple	5168	5414	5659	6003	6397	6742	7134	7627	8119
	Upholstered Arm, with casters										
	JOR8-BSRUPH1	n/a	5343	5588	5834	6180	6573	6915	7310	7802	8293
	Upholstered Arm with Urethane Cap, with legs										
	JOR8-BSRUUR2	Beech	5241	5490	5735	6077	6472	6816	7208	7703	8194
	(no push bar)	Maple	5265	5513	5758	6101	6495	6840	7233	7725	8217
	Upholstered Arm with Urethane Cap, with casters										
	JOR8-BSRUUR1	n/a	5441	5685	5933	6277	6670	7014	7408	7901	8391





ORDERING NOTES:
All Jordan Recliners components are specified either left or right handed based on a position facing the unit. Jordan Sleep Recliners ship with the back apart from the chair folded down inside the packaging.

Jordan Recliner Plus Option Upcharges		\$ List	\$ List
Moisture Barrier (per yard)	64	Non Powered -Trendelenburg	957
Removable Plus Seat Cover	137	Power Control -Trendelenburg -Corded	1559
Removeable Plus Back Cover	180	Power Control -Trendelenburg - Battery	1908
Swing Away Tablet	458	Power Control -Corded	1111
IV Pole & Holder	380	Power Control -Battery	1461
Flip Up Tablet	416	Replacement Battery	620
Foley Catheter Hook	215	Solid Surface Arm Cap (per pair) - Gr A White	517
Thermal Comfort	927	Solid Surface Arm Cap (per pair) - Gr A Color	527
Patient Transfer Arm	932	Solid Surface Arm Cap (per pair) - Gr B	548
Central Caster Locking System	1074	Solid Surface Arm Cap (per pair) - Gr C	577
Combination Upholstery Option - 2 fabrics	33	Note: For Solid Surface option replace UPH arm type with "USS" in the model number and add the upcharge above.	
Combination Upholstery Option - 3 fabrics	64		
Foot Tray	558		

PRODUCT CODE KEY

Line	Series	Chair Type	Arm Type	Style
JOR	8	BSR	UPH	1
Jordan	Motion	Recliner Plus	Upholstered Arm	Casters
		PBSR	UUR	2
		Power Recliner Plus	Upholstered Arm with Urethane Cap	Legs
		BSRT	USS	3
		Recliner Plus with Trendelenburg	Upholstered Arm Solid Surface Cap	Central Locking Casters
		PBSRT		
		Power Recliner Plus with Trendelenburg		

JORDAN | RECLINER PLUS

DESCRIPTION/MODEL	Species	COM		COL		FABRIC GRADES			LEATHER	
		1	2	3	4	5	6	7	8	9
 Full Urethane Arm, with legs JOR8-BSRFUR2 (no push bar)	Beech	5263	5512	5757	6099	6494	6838	7230	7725	8216
	Maple	5287	5535	5780	6123	6517	6862	7255	7747	8239
 Full Urethane Arm, with casters JOR8-BSRFUR1 n/a	n/a	5463	5707	5955	6300	6692	7036	7430	7923	8413
 Wood Arm, with legs JOR8-BSRWOD2 (no push bar)	Beech	5368	5616	5861	6204	6599	6942	7335	7830	8321
	Maple	5452	5700	5945	6288	6683	7026	7419	7913	8405
 Wood Arm, with casters JOR8-BSRWOD1 n/a	Beech	5568	5812	6059	6405	6797	7140	7534	8028	8518
	Maple	5592	5836	6083	6429	6821	7164	7558	8052	8542

ORDERING NOTES:





All Jordan Recliners components are specified either left or right handed based on a position facing the unit. Jordan Sleep Recliners ship with the back apart from the chair folded down inside the packaging.

Jordan Recliner Plus Option Upcharges	\$ List	\$ List
Moisture Barrier (per yard)	64	Non Powered -Trendelenburg 957
Removable Plus Seat Cover	137	Power Control -Trendelenburg -Corded 1559
Removeable Plus Back Cover	180	Power Control -Trendelenburg - Battery 1908
Swing Away Tablet	458	Power Control -Corded 1111
IV Pole & Holder	380	Power Control -Battery 1461
Flip Up Tablet	416	Replacement Battery 620
Foley Catheter Hook	215	Solid Surface Arm Cap (per pair) - Gr A White 517
Thermal Comfort	927	Solid Surface Arm Cap (per pair) - Gr A Color 527
Patient Transfer Arm	932	Solid Surface Arm Cap (per pair) - Gr B 548
Central Caster Locking System	1074	Solid Surface Arm Cap (per pair) - Gr C 577
Combination Upholstery Option - 2 fabrics	33	Note: For Solid Surface option replace WOD arm type with “SSC” in the model number and add the upcharge above.
Combination Upholstery Option - 3 fabrics	64	
Foot Tray	558	

PRODUCT CODE KEY

Line	Series	Chair Type	Arm Type	Style
JOR	8	BSR	FUR	1
Jordan	Motion	Recliner Plus	Full Urethane	Casters
		PBSR	WOD	2
		Power Recliner Plus	Wood Arm	Legs
		BSRT	SSC	3
		Recliner Plus with Trendelenburg	Wood Arm with Solid Surface Cap	Central Locking Casters
		PBSRT		
		Power Recliner Plus with Trendelenburg		

JORDAN | RECLINER PLUS

DESCRIPTION/MODEL	Species	COM		COL		FABRIC GRADES			LEATHER	
		1	2	3	4	5	6	7	8	9
	Wood Arm with Urethane Cap, with legs									
	JOR8-BSRURE2	Beech	5497	5745	5990	6333	6728	7071	7464	7960
	(no push bar)	Maple	5581	5829	6074	6417	6811	7155	7548	8043
										8450
	Wood Arm with Urethane Cap, with casters									
	JOR8-BSRURE1	Beech	5697	5941	6188	6534	6926	7269	7663	8156
		Maple	5721	5966	6212	6558	6951	7293	7688	8181
										8647
										8671
	Cushioned Armrest, with legs									
	JOR8-BSRINF2	Beech	5496	5744	5989	6332	6727	7070	7463	7957
	(no push bar)	Maple	5520	5767	6012	6356	6750	7094	7487	7980
										8449
										8472
	Cushioned Armrest, with casters									
	JOR8-BSRINF1		5696	5940	6187	6533	6925	7268	7662	8155
										8646

ORDERING NOTES:
All Jordan Recliners components are specified either left or right handed based on a position facing the unit. Jordan Sleep Recliners ship with the back apart from the chair folded down inside the packaging.

Jordan Recliner Plus Option Upcharges	\$ List		\$ List
Moisture Barrier (per yard)	64	Central Caster Locking System	1074
Removable Plus Seat Cover	137	Foot Tray	558
Removeable Plus Back Cover	180	Non Powered -Trendelenburg	957
Combination Upholstery Option - 2 fabrics	33	Power Control -Trendelenburg -Corded	1559
Combination Upholstery Option - 3 fabrics	64	Power Control -Trendelenburg - Battery	1908
Swing Away Tablet	458	Power Control -Corded	1111
IV Pole & Holder	380	Power Control -Battery	1461
Flip Up Tablet	416	Replacement Battery	620
Foley Catheter Hook	215		
Thermal Comfort	927		
Patient Transfer Arm	932		

COORDINATING CUSHIONED ARM OPTION - please add the following up charges for Cushioned Arm in coordinating fabric.

Fabric Grades	1	2	3	4	5	6	7	8	9
2 ARMS	22	47	70	121	171	220	269	319	418

PRODUCT CODE KEY

Line	Series	Chair Type	Arm Type	Style
JOR	8	BSR	URE	1
Jordan	Motion	Recliner Plus	Wood Arm with Urethane Cap	Casters
		PBSR	INF	2
		Power Recliner Plus	Cushioned Armrest	Legs
		BSRT		3
		Recliner Plus with Trendelenburg		Central Locking Casters
		PBSRT		
		Power Recliner Plus with Trendelenburg		

JORDAN | SLEEP RECLINER

DIMENSIONS

	Overall Width w/ 4 Position Mechanism	Overall Width with Cushioned Armrest	Overall Width w/ Accessories both sides	Overall Depth	Overall Depth w/ Footrest Reclined	Overall Depth w/ Sleep Recline	Overall Height	Seat Height	Height of Arms from Floor	Width Between Arms	Seat Depth	Shipping Weight	Cubes
Sleep Recliner	32.25	34.5	38.25	37	54	72.5	45.5	19.5	28.25	23	20	175	27

WEIGHT CAPACITY: Jordan Sleep Recliner has a maximum weight rating of 350 lbs under normal use (i.e. no excessive force in the use of the product).

COM REQUIREMENTS

	COM Yardage for Complete Unit	COM Yardage Seat Only	COM Yardage Back Only	COM Yardage Arm Panel Only	COM Yardage Footrest Upholstered Pad Only	Cushioned Armrest Only
One Chair	5.8	1.0	2.5	2.8	0.4	.75
Two Chairs	11.6	2.0	5	5.6	0.8	1.5
Three Chairs	17.4	3.0	7.5	8.4	1.2	2.25
Four Chairs	23.2	4.0	10	11.2	1.6	3

JORDAN | SLEEP RECLINER FEATURES & OPTIONS



HIGH DURABILITY MECHANISM

Jordan Sleep Recliner mechanisms are designed for high-traffic, intensive use in care-giving environments. They are built with high-strength steel, and include Delrin™ wear pads between moving components for added smoothness and longevity.



PUSH BAR

This is a standard feature on the Jordan recliner when ordered with casters. Ergonomically designed to assist care-giving staff in the movement and operation of the recliner, and reduce back strain on the caregiver.



JORDAN SLEEP RECLINERS MECHANISM

This mechanism provides Infinitely Adjustable positions: Position A - Seated with feet on the floor, footrest in down (closed) position. Seat-back angle is 102 degrees. Position B - Footrest is fully extended, without compromising the upright position of the back. The seat-back angle remains at 102 degrees. Position C - is the range of infinite adjustability from the seated position of 102 degrees back angle to the fully reclined position at 133 degrees. The Infinitely Adjustable Back angle can be locked in any position with the back adjustment lever that goes to a maximum of 175 degrees when fully extended.



BACK ADJUSTMENT LEVER

The Jordan Sleep Recliner comes with the back adjustment lever which creates an infinite number of back adjustments within the chair. The back adjustment lever comes in a black plastic finish on the caregiver side. The standard position when ordering is left hand based on a position facing, the unit, unless specified otherwise.



FOOTREST LEVER

Jordan Sleep Recliner comes with the footrest lever, which extends and closes the built-in footrest. The footrest lever comes in a powder-coated finish to match the casters. The standard position when ordering is a left hand position based on facing the unit, unless specified otherwise.



MECHANISM WITH TRENDELENBURG

This mechanism provides the same positions described above, as well as the additional Trendelenburg position: full recline with footrest fully extended, seat-back angle remains at 125 degrees, but the back is now 65 degrees from vertical - resulting in the feet being above the head. It is activated by a foot-release lever that is accessible from either side of the recliner.



ARM OPTIONS

Jordan features 8 arm style options; fully upholstered, fully upholstered with urethane or solid surface arm cap, wood, wood with urethane or solid surface arm cap, full urethane and cushioned arm rest. The arm cap option provides enhanced durability and protection for the arms. The arm cap is field replaceable if damaged or degraded.



ENHANCED CUSHIONING

The Jordan Recliners have been upgraded with a softer seat, a more pronounced headrest, and contoured back shaping for improved support. These enhancements, along with the addition of dual-density foam, make these recliners the leader in patient comfort.

CLEANING & INFECTION CONTROL

Specifically designed to ease the cleaning and disinfection of the recliner and the floor underneath. Upholstery covers can be made removable, and individual components are automatically removable, to enable thorough cleaning and disinfection.



LEGS

Jordan Sleep Recliners are available with wood legs - in either Beech or Maple. Two options exist for glides on the Jordan Sleep Recliners. The white nylon glides are ideal for use on flooring that is easily marked. The stainless steel glides should be utilized for all other types floor surfaces. The stainless steel glide is provided when ordering the Jordan Recliners unless the white nylon glide is specified. The white nylon glide is available at the same price as the stainless steel option.

JORDAN | SLEEP RECLINER FEATURES & OPTIONS



FOLEY HOOK

This recessed, retractable hook system provides a mounting system for catheter bags. It is spring-loaded to automatically retract when not in use, to eliminate any hazard.



IV POLE & HOLDER

The Jordan IV Pole is height adjustable (in a range of 27"), and can be added in the field. It can be located in any of four locations (left or right, front or back) -if ordered with the recliner, the location must be specified at time of order.



CUSHIONED ARMREST

The Cushioned Armrest was designed to maximize patient comfort during infusion treatments. The extra padded and wider arms provide comfort and support over long periods of time. Arms can be ordered in Krug standard healthcare rated grey vinyl or in coordinating textiles.



FLIP UP TABLET

The tablet's size is 18" x 14" x 3/4", and it can be located on either side of the recliner (must be specified if being ordered with the recliner). It is available in Beech and Maple Veneer, as well as Plastic Laminate with a Polymer edge. It folds flat (protruding 3" from the side of the recliner when flat). Please specify whether a right-handed or left-handed position is needed when ordering. Tablet must be mounted on the opposite side when a Patient Transfer Arm is ordered.



SWING AWAY TABLET

The Swing Away Tablet (24" x 14 3/4" x 3/4") is designed to be easily operated by the caregiver or user. The Break Away design allows for the tablet to be easily pushed away from the user in an emergency to gain quick access to the patient. The tablet has the ability to slide up and fold over and rotates 180 degrees. The kidney-shaped design is ideal for use as an eating, writing or work surface. The Footrest activation lever is specified either left or right handed based on a position facing the unit and opposite to where the tablet appears.



PATIENT TRANSFER ARM

The Patient Transfer Arm is designed to fold down where the arm is level with the chair seat. This design allows the caregiver to easily transport patients from the chair to bed. The arm is folded down by accessing the adjustment lever at the side of the chair. The Patient Transfer Arm is specified in a right or left handed position based on facing the unit. Please note, the Patient Transfer Arm cannot be located on the same side as IV Poles or the footrest lever or tablets.



FOOT TRAY

This option provides a concealed, pull-out tray to assist patients with ingress and egress. It features a non-slip tread and dedicated casters that prevent tipping when standing on the tray.



THERMAL COMFORT

Providing warmth to patients undergoing chemotherapy and other treatments can be vitally important. Thermal Comfort is an option available on all Jordan Recliners, and features a hand-held controller located on the inside arm of the recliner (please specify right hand side or left hand side -facing). It provides two heat zones: one in the seat and one in the back. Back and seat zones can be controlled independently, to one of two heat settings. Controls are conveniently placed for the user to access and include a safety time-out feature after 30 minutes. Access to a 110/120 volt, 15 amp(min) electrical outlet is required.



POWER CONTROL

Optional motorized recline is available on the Jordan Sleep Recliner. The motorized power features independent back and ottoman control. The control location is standard on the inside left (facing) of the arm, alternately can be specified on the right if required, must be clearly noted on the purchase order. Power can also be specified with a lithium battery pack able to run 200 cycles on a full charge.



CASTERS

The standard caster is 4" in diameter, soft-wheel, full swivel, with a lock that in a single action locks both the swivel and rotation of the caster. The Central Locking caster has the same features, with a hooded design.







CENTRAL CASTER LOCKING SYSTEM

Allows for single action locking of all four casters at one time. Casters are locked both directionally and rotationally, keeping the recliner in place when locked. The color-coded external foot pedal indicates Red for the locked position (when lowered) and Green for the unlocked position (when unlabeled). The standard position for the foot pedal is located at the rear outside of the left (facing) arm panel. It can optionally be located at the front outside of the arm panel (either side) or at rear of right (facing) arm panel. Central locking casters are 4" diameter with soft wheel treads. Purchase orders must indicate Central Caster Locking System option, note the requested position, and include the upcharge - see pricing pages for upcharge info.

REMOVABLE COVERS AND REPLACEMENT COMPONENTS

Jordan Sleep Recliners chairs are available with Removable Seat and Back Covers for an upcharge. Removable seat and back covers can be quickly installed on Jordan products that were originally ordered with the Removable cover option. Removable seat and back covers can also be installed on Jordan products that were not originally ordered with the Removable cover option, with some simple staple removal on the original seats and backs..

JORDAN | SLEEP RECLINER

DESCRIPTION/MODEL	Species	COM		COL		FABRIC GRADES			LEATHER	
		1	2	3	4	5	6	7	8	9
	Upholstered Arm, with legs									
	JOR8-SRUPH24 (no push bar)	Beech 4227 Maple 4251	4414 4436	4596 4620	4857 4882	5153 5178	5412 5437	5710 5734	6079 6104	6449 6474
	Upholstered Arm, with casters									
	JOR8-SRUPH14 (no push bar)	n/a 4313	4499	4683	4943	5240	5498	5794	6164	6537
	JOR8-SRUPH13	n/a 4339	4525	4709	4968	5263	5525	5822	6190	6563
	Upholstered Arm with Urethane Cap, and legs									
	JOR8-SRUUR24 (no push bar)	Beech 4326 Maple 4350	4511 4533	4694 4718	4954 4980	5252 5277	5510 5536	5808 5831	6178 6203	6546 6573
	Upholstered Arm with Urethane Cap, and casters									
	JOR8-SRUUR14 (no push bar)	n/a 4412	4596	4780	5041	5339	5596	5893	6263	6634
	JOR8-SRUUR13	n/a 4438	4623	4807	5066	5362	5623	5919	6289	6662





ORDERING NOTES: All Jordan Recliners components are specified either left or right handed based on a position facing the unit. Jordan Sleep Recliners ship with the back apart from the chair folded down inside the packaging.

Jordan Sleep Recliner Option Upcharges		\$ List		\$ List
Removeable Back Cover		129	Non Powered -Trendelenburg	957
Removable Seat Cover		118	Power Control -Trendelenburg -Corded	1559
Combination Upholstery Option - 2 fabrics		33	Power Control -Trendelenburg - Battery	1908
Combination Upholstery Option - 3 fabrics		64	Power Control -Corded	1111
Moisture Barrier (per yard)		64	Power Control -Battery	1461
Patient Transfer Arm		932	Replacement Battery	620
Thermal Comfort		927		
Flip Up Tablet		416	Solid Surface Arm Cap (per pair) - Gr A White	517
Swing Away Tablet		458	Solid Surface Arm Cap (per pair) - Gr A Color	527
Foley Catheter Hook		215	Solid Surface Arm Cap (per pair) - Gr B	548
IV Pole & Holder		380	Solid Surface Arm Cap (per pair) - Gr C	577
Foot Tray		558		
Central Caster Locking System		1074	Note: For Solid Surface option replace UPH arm type with "USS" in the model number and add the upcharge above.	

PRODUCT CODE KEY

Line	Series	Chair Type	Arm Type	Style	
JOR	8	SR	UPH	1	3
Jordan	Motion	Sleep Recliner	Upholstered Arm	Casters	Push Bar
		PSR	UUR	2	4
		Power Sleep Recliner	Upholstered Arm with Urethane Cap	Legs	No Push Bar
		SRT	USS	3	
		Sleep Recliner with Trendelenburg	Upholstered Arm Solid Surface Cap	Central Locking Casters	
		PSRT			
		Power Sleep Recliner with Trendelenburg			

JORDAN | SLEEP RECLINER

DESCRIPTION/MODEL	Species	COM		COL		FABRIC GRADES			LEATHER	
		1	2	3	4	5	6	7	8	9
	Full Urethane Arm, with legs									
	JOR8-SRFUR24	Beech	4348	4533	4716	4977	5274	5532	5830	6200
	(no push bar)	Maple	4372	4555	4740	5002	5299	5558	5853	6225
										6563
										6595
	Full Urethane Arm, with casters									
	JOR8-SRFUR14	n/a	4434	4618	4802	5063	5361	5618	5915	6285
	(no push bar)									6657
	JOR8-SRFUR13	n/a	4460	4645	4830	5088	5384	5645	5941	6311
										6684
	Wood Arm, with legs									
	JOR8-SRWOD24	Beech	4452	4638	4821	5082	5378	5637	5935	6304
	(no push bar)	Maple	4536	4722	4905	5166	5462	5721	6019	6388
										6673
										6757
	Wood Arm, with casters									
	JOR8-SRWOD14	Beech	4538	4723	4907	5168	5465	5723	6020	6389
	(no push bar)	Maple	4562	4748	4931	5192	5490	5747	6044	6413
										6762
	JOR8-SRWOD13	Beech	4565	4750	4933	5193	5488	5749	6046	6416
		Maple	4589	4774	4958	5217	5513	5773	6071	6440
										6788
										6813





ORDERING NOTES: All Jordan Recliners components are specified either left or right handed based on a position facing the unit. Jordan Sleep Recliners ship with the back apart from the chair folded down inside the packaging.

Jordan Sleep Recliner Option Upcharges	\$ List		\$ List
Removeable Back Cover	129	Non Powered -Trendelenburg	957
Removable Seat Cover	118	Power Control -Trendelenburg -Corded	1559
Combination Upholstery Option - 2 fabrics	33	Power Control -Trendelenburg - Battery	1908
Combination Upholstery Option - 3 fabrics	64	Power Control -Corded	1111
Moisture Barrier (per yard)	64	Power Control -Battery	1461
Patient Transfer Arm	932	Replacement Battery	620
Thermal Comfort	927		
Flip Up Tablet	416	Solid Surface Arm Cap (per pair) - Gr A White	517
Swing Away Tablet	458	Solid Surface Arm Cap (per pair) - Gr A Color	527
Foley Catheter Hook	215	Solid Surface Arm Cap (per pair) - Gr B	548
IV Pole & Holder	380	Solid Surface Arm Cap (per pair) - Gr C	577
Foot Tray	558		
Central Caster Locking System	1074	Note: For Solid Surface option replace WOD arm type with “SSC” in the model number and add the upcharge above.	

PRODUCT CODE KEY

Line	Series	Chair Type	Arm Type	Style	
JOR	8	SR	FUR	1	3
Jordan	Motion	Sleep Recliner	Full Urethane	Casters	Push Bar
		PSR	WOD	2	4
		Power Sleep Recliner	Wood Arm	Legs	No Push Bar
		SRT	SSC	3	
		Sleep Recliner with Trendelenburg	Wood Arm with Solid Surface Cap	Central Locking Casters	
		PSRT			
		Power Sleep Recliner with Trendelenburg			

JORDAN | SLEEP RECLINER

DESCRIPTION/MODEL		Species	COM	COL				FABRIC GRADES			LEATHER	
			1	2	3	4	5	6	7	8	9	
	Wood Arm with Urethane Cap, with legs											
	JOR8-SRURE24	Beech	4581	4768	4950	5211	5507	5766	6064	6433	6802	
	(no push bar)	Maple	4665	4852	5034	5295	5591	5850	6147	6517	6886	
	Wood Arm with Urethane Cap, with casters											
	JOR8-SRURE14	Beech	4693	4879	5063	5322	5617	5878	6176	6544	6917	
		Maple	4718	4903	5087	5346	5641	5903	6200	6568	6941	
	JOR8-SRURE13	Beech	4710	4897	5079	5340	5636	5895	6192	6562	6932	
		Maple	4794	4980	5163	5424	5720	5979	6276	6646	7016	
	Cushioned Armrest, with legs											
	JOR8-SRINF24	Beech	4580	4767	4949	5210	5506	5765	6063	6432	6801	
	(no push bar)	Maple	4604	4789	4972	5235	5531	5790	6086	6457	6827	
	Cushioned Armrest, with casters											
	JOR8-SRINF14		4666	4852	5035	5296	5593	5851	6147	6517	6890	
	(no push bar)											
	JOR8-SRINF13		4692	4878	5062	5321	5616	5877	6175	6543	6916	

ORDERING NOTES: All Jordan Recliners components are specified either left or right handed based on a position facing the unit. Jordan Sleep Recliners ship with the back apart from the chair folded down inside the packaging.

Jordan Sleep Recliner Option Upcharges	\$ List		\$ List
Removeable Back Cover	129	IV Pole & Holder	380
Removable Seat Cover	118	Foot Tray	558
Combination Upholstery Option - 2 fabrics	33	Central Caster Locking System	1074
Combination Upholstery Option - 3 fabrics	64	Non Powered -Trendelenburg	957
Moisture Barrier (per yard)	64	Power Control -Trendelenburg -Corded	1559
Patient Transfer Arm	932	Power Control -Trendelenburg - Battery	1908
Thermal Comfort	927	Power Control -Corded	1111
Flip Up Tablet	416	Power Control -Battery	1461
Swing Away Tablet	458	Replacement Battery	620
Foley Catheter Hook	215		

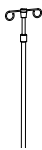
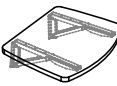
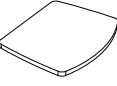
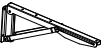


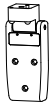



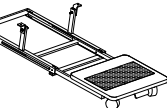
COORDINATING CUSHIONED ARM OPTION - please add the following up charges for Cushioned Arm in coordinating fabric.

Fabric Grades	1	2	3	4	5	6	7	8	9
2 ARMS	22	47	70	121	171	220	269	319	418

PRODUCT CODE KEY

Line	Series	Chair Type	Arm Type	Style	
JOR	8	SR	URE	1	3
Jordan	Motion	Sleep Recliner	Wood Arm with Urethane Cap	Casters	Push Bar
		PSR		2	4
		Power Sleep Recliner		Legs	No Push Bar
		SRT	INF	3	
		Sleep Recliner with Trendelenburg	Cushioned Armrest	Central Locking Casters	
		PSRT			
		Power Sleep Recliner with Trendelenburg			

JORDAN | RECLINER ACCESSORIES & REPLACEMENT COMPONENTS

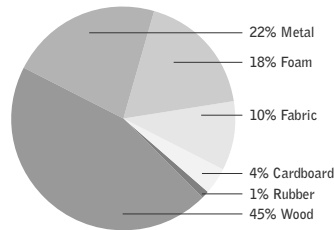
DESCRIPTION/MODEL		Price	Shipping Weight	Cubes
	IV Pole JOR8-RCRIP	291	3.8	1.4
	IV Pole Holder JOR8-RCRIPB	88	2	0.2
	Flip Up Tablet with brackets JOR8-RCRTK (wood or laminate)	416	6.6	1.6
	Flip Up Tablet 18"w x 14"d x .75"h JOR8-RCRT (wood or laminate)	334	5.8	1.4
	Flip Up Tablet Bracket JOR8-RCRTH	119	0.8	0.2
	Swing Away Tablet with Mechanism 24"w x 14.75"d x .75"h JOR8-SRST (wood or laminate)	458	20	1.2
	Swing Away Tablet Only JOR8-SRRT (wood or laminate)	238	7	0.8
	Swing Away Tablet Mechanism Only JOR8-SRRTTH	301	13	1
	Push Bar JOR8-SRRPB	205	2	0.3
	Replacement Foley Catheter Hook JOR8-RHK	215	1	0.2
	Locking Rubber Wheel Caster JOR8-RCRCASRL -Back Left	95	2	0.2
	JOR8-RCRCASRR -Back Right			
	JOR8-RCRCASFL -Front	47	2	0.2
	JOR8-RCRCASFR -Front			
	Recliner Foot Tray JOR8-RRFT	452	2.8	15
	Sleep Recliner & Recliner Plus Foot Tray JOR8-SRRFT	558	2.8	15

JORDAN GLIDER | ENVIRONMENTAL SUMMARY

LEED CI CREDITS



MATERIAL CONTENT:



PRE-CONSUMER

RECYCLED CONTENT = 9.0%

POST-CONSUMER

RECYCLED CONTENT = 10.5%

CONTRIBUTES TO

CREDIT 2.1 - 2.2	Construction Waste Management	1-2 point(s)
CREDIT 3.3	Resource Reuse	1 point
CREDIT 4.1	Recycled Content	1 point
CREDIT 4.5	Low Emitting Materials, Systems & Seating	1 point
CREDIT 5.1	Regional Materials*	1 point
CREDIT 7	Certified Wood (MUST BE REQUESTED)	1 point(s)

*This credit is only applicable if in total 20% of the combined value of the procurement of construction materials and in the furniture are manufactured within a radius of 500 miles. This credit will apply if the installation of the finished product occurs within 500 miles of Kitchener, Ontario.

level® CERTIFICATION, AIR EMISSIONS AND FSC® CERTIFICATION



level® CERTIFICATION

BIFMA's e3 Furniture Sustainability Standard is a voluntary, multi-attribute standard that measures the degree of sustainability of furniture. This standard evaluates product and company environmental attributes and compliance systems in a wide range of elements which include Materials, Energy & Atmosphere, Human & Ecosystem Health and Social Responsibility. Jordan products have earned level®, BIFMA's sustainability certification program for furniture, certification through third-party verification against the e3 standard.

AIR-EMISSIONS

All Jordan products are supplied with air-emissions certified. Contact customer service for information.



FSC®

In 2005, Krug received Forest Stewardship Council® (FSC®) Chain-of-Custody certification for our manufacturing facilities. The FSC® Chain-of-Custody tracks certified wood from seedling to final sale. It verifies that the material for our FSC® certified products only come from well-managed, FSC®-certified forests and other controlled sources. FSC® is dedicated to the promotion of responsible forest management worldwide helping to take care of forests for future generations. Jordan and other Krug products can be specified with FSC® Certification. Contact customer service for further information, pricing and lead times.



Architects, designers, and building professionals can specify FSC®-certified products in order to achieve a point from the U.S. Green Building Council's Leadership in Energy and Environmental Design (LEED) Rating System.

JORDAN | GLIDER - DIMENSIONS & COM REQUIREMENTS

DIMENSIONS

	Overall Width	Overall Depth	Overall Height	Seat Height	Height of Arms from Floor	Width Between Arms	Seat Depth	Shipping Weight	Cube	COM Yardage Seat
21" Seat	25	28	43.5	18.5	26	20.5	20	126	17	0.9
24" Seat	28	28	43.5	18.5	26	23.5	20	131	22	0.9

COM REQUIREMENTS

	COM Yardage Complete Unit	Yardage Per Chair - Complete Unit	COM Yardage Back Only	Yardage Per Chair - Back Only	COM Yardage Seat Only	Yardage Per Chair - Seat Only	COM Yardage Inner Arm Panels (Pair)	Yardage Per Chair Inner Arm Panels (Pair)
One Chair	4.6	4.6	1.97	1.97	0.9	0.9	0.5	0.5
Two Chairs	9.2	4.6	3	1.5	1.3	0.63	1	0.5
Three Chairs	13.8	4.6	4	1.33	2.37	0.79	1.5	0.5
Four Chairs	18.4	4.6	6	1.5	2.6	0.65	2	0.5

COM REQUIREMENTS (Continued)

	COM Yardage Outer Arm Panels (Pair)	Yardage Per Chair Outer Arm Panels (Pair)	COM Yardage Front Recessed Kickplate Only	Yardage Per Chair - Front Recessed Kickplate Only	COM Yardage Back Kickplate Only	Yardage Per Chair Back Kickplate Only
One Chair	1.7	1.7	0.5	0.5	0.3	0.3
Two Chairs	3.4	1.7	1	0.5	0.6	0.3
Three Chairs	5.1	1.7	1.5	0.5	0.9	0.3
Four Chairs	6.8	1.7	2	0.5	1.2	0.3

Note: Some vinyls, leathers & upholsteries are not suitable for application on Jordan seating.

The approval process is as follows:

1. A sample of the COM must be provided to Krug Customer Service prior to or at the time of order.

For Maharam or Momentum, Krug will obtain the upholstery cover sample.

2. The sample will be reviewed and the customer advised if the upholstery cover is unsuitable.

3. The COM upholstery cover or leather will be inspected when received at the factory, to identify any further concerns with its suitability.

CONTRASTING BACKS, SEATS, ARM PANELS, RECESSED FRONT PANEL & BACK PANEL

When combination upholstery is specified with fabric of the same grade or COM, an upcharge for dual fabrics is **\$33 list** per unit and **\$64 list** per unit for three fabrics will be applied. When graded in combination upholstery is selected, use the highest grade upholstery selected or to obtain a quote for blended grading contact Customer Service (please provide the fabrics specified and location of where each fabric is to be applied on the product).

GLIDER	SEAT	BACK	INNER ARM PANEL	OUTER ARM PANEL	RECESSED FRONT PANEL	BACK KICKPLATE
21" & 24"	0.9	1.9	0.5	1.7	0.5	0.3

WEIGHT CAPACITIES

Jordan weight capacities are as follows:

Jordan Glider - 350 lbs

JORDAN | GLIDER - FEATURES & OPTIONS



CLEAN OUT

Jordan Glider seating models have a built-in clean out feature: a space at the back of the seat that allows dirt, debris and liquid to fall to the floor for easy clean up and maintenance - designed so that it does not detract from the comfort or appearance of the product.



STEEL SEAT FRAME

The structural seat frame is made from welded steel with a powder-coated finish that allows Jordan Glider to well exceed ANSI/BIFMA standards.

METAL-TO-METAL CONNECTIONS

Steel seat frames are joined to other components, in Jordan Glider products, with hardened steel bolts and inserts, ensuring exceptional durability and strength, and easy reconfigurability, as well as on-site replacement of damaged or degraded components.



HORIZONTAL MOTION

The Jordan glider is designed to move the patient in a smooth, flat arc that is gentle, soothing and safe. The position of the feet is maintained on the floor throughout the glider motion, rather than being raised up down in a rocking motion.



WALL SAVER DESIGN

The angle of the back and the rear legs are designed to keep the back away from the wall, in a locked position, to prevent wear and damage to both the chairs and to the walls of the facility.



ARM CAPS

The optional arm cap provides enhanced durability and protection for the arms. Available in Urethane or Solid Surface, either is field removable if it becomes damaged or degraded.



HEADREST

The headrest has a dual density foam for both comfort and support, and can be upholstered in matching or contrasting material. It is removable to allow for cleaning and replacement.



RECESSED FRONT PANEL

The Glider's front panel has an attractive arc that serves an important function: to provide safer ingress and egress by allowing the patient to get their feet underneath their weight. This is augmented by arms that have been designed as softly rounded hand-holds, to safely and comfortably support the weight of the patient while entering and exiting the chair.

TWO WIDTHS

21" and 24" widths are offered, allowing flexibility in accommodating patients of different sizes, and providing for the comfortable use of bolsters, pillows and other means of support for the patient.

MECHANISM

The mechanism is both replaceable in the field, and features a locking function so the glider can be used as a fixed chair.

REMOVABLE UPHOLSTERY COVERS

The seat and back covers can be specified to be removable, allowing for cleaning and repair, or replacement.

REMOVABLE AND REPLACEABLE COMPONENTS

All of the components - the seat, back, the arms, the arm cap, and the mechanism can be removed for cleaning, and replaced if damaged. Replacement Parts can be viewed on line at www.krug.ca.

COMBINATION UPHOLSTERY OPTIONS





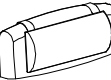
When combination upholstery is specified with fabric of the same grade or COM, an upcharge for dual fabrics is **\$33 list** per unit and **\$64 list** per unit for three fabrics will be applied. When graded in combination upholstery is selected, use the highest grade upholstery selected or to obtain a quote for blended grading contact Customer Service (please provide the fabrics specified and location of where each fabric is to be applied on the product).

MOISTURE BARRIER & CAL 133

California Technical Bulletin 133 is a flammability test for seating. Krug offers a compliance method, in combination with non-flammable upholstery covers, may enable products to meet certification requirements for this test. This process at the same time also provides the products with a Moisture Barrier - a treatment that helps to prevent the passage of liquids and moisture to inside of the upholstered components - thereby conferring sanitary and anti-infection benefits. So when CAL 133 is specified, the product also automatically has a Moisture Barrier, and when a Moisture Barrier is specified, the product also features the compliance method and low flammability features of CAL 133.

The application of this up-charge and the compliance method does not mean that the specific configuration of product and upholstery cover are tested and officially certified as being CAL133 compliant. If the official certification is required, Krug will provide this (through an independent certified testing laboratory) at a charge of \$917 per item, plus the cost of the product to be tested. Lead time for certification testing is typically 4-8 weeks.

JORDAN | GLIDER

DESCRIPTION/MODEL	COM		COL	FABRIC GRADES			LEATHER		
	1	2	3	4	5	6	7	8	9
 21" Fully Upholstered Arm JOR6-GLUPH21	2378	2510	2640	2775	2950	3124	3299	3513	3730
 21" Fully Upholstered Arm with Urethane Cap JOR6-GLUUR21	2564	2696	2826	2961	3136	3310	3484	3698	3915
 24" Fully Upholstered Arm JOR6-GLUPH24	2492	2627	2759	2890	3067	3241	3412	3629	3846
 24" Fully Upholstered Arm with Urethane Cap JOR6-GLUUR24	2677	2811	2944	3075	3251	3426	3598	3815	4030
 21" Adjustable Headrest JOR2-RHR21	327	376	405	433	460	491	517	546	586
24" Adjustable Headrest JOR2-RHR24	359	411	444	477	509	540	570	601	644

Jordan Glider Option Upcharges	\$ List		\$ List
CAL 133 & Moisture Barrier (per yard)	64	Solid Surface Arm Cap (per pair) - Gr A White	517
Removable Seat Cover	90	Solid Surface Arm Cap (per pair) - Gr A Color	527
Removable Back Cover	103	Solid Surface Arm Cap (per pair) - Gr B	548
Combination Upholstery - dual fabrics	33	Solid Surface Arm Cap (per pair) - Gr C	577
Combination Upholstery -Three fabrics	64		
Note: For Solid Surface option replace UPH arm type with "USS" in the model number and add the upcharge above.			

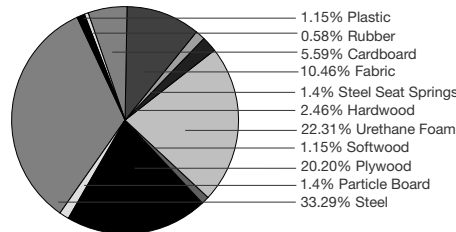
PRODUCT CODE KEY				
Line	Series	Chair Type	Arm Type	Size
JOR	6	GL	UPH	21
Jordan	Motion	Glider	Fully Upholstered	
			UUR	24
			Fully Upholstered with Urethane Arm Cap	
			USS	
			Fully Upholstered with Solid Surface Arm Cap	

JORDAN LOUNGE SLEEPERS | LEED CI CREDIT SUMMARY

LEED CI CREDITS



MATERIAL CONTENT:



PRE-CONSUMER
RECYCLED CONTENT = 5.49%

POST-CONSUMER
RECYCLED CONTENT = 40.69%

Up to 42.44% of this Jordan Lounge Sleepers product is recyclable at the end of its useful life.

CONTRIBUTES TO

CREDIT	CONTRIBUTES TO	POINTS
CREDIT 2.1 - 2.2	Construction Waste Management	1-2 point(s)
CREDIT 3.3	Resource Reuse	1 point
CREDIT 4.1	Recycled Content	1 point
CREDIT 4.2	Recycled Content	1 point
CREDIT 4.5	Low Emitting Materials, Systems & Seating	1 point
CREDIT 5.1	Regional Materials*	1 point
CREDIT 7	Certified Wood (MUST BE REQUESTED)	1 point(s)

*This credit is only applicable if in total 20% of the combined value of the procurement of construction materials and in the furniture are manufactured within a radius of 500 miles. This credit will apply if the installation of the finished product occurs within 500 miles of Kitchener, Ontario.

level® CERTIFICATION, AIR EMISSIONS AND FSC® CERTIFICATION



level® CERTIFICATION

BIFMA's e3 Furniture Sustainability Standard is a voluntary, multi-attribute standard that measures the degree of sustainability of furniture. This standard evaluates product and company environmental attributes and compliance systems in a wide range of elements which include Materials, Energy & Atmosphere, Human & Ecosystem Health and Social Responsibility. Jordan products have earned level®, BIFMA's sustainability certification program for furniture, certification through third-party verification against the e3 standard.

AIR-EMISSIONS

All Jordan products are supplied with air-emissions certified. Contact customer service for information.



FSC®

In 2005, Krug received Forest Stewardship Council® (FSC®) Chain-of-Custody certification for our manufacturing facilities. The FSC® Chain-of-Custody tracks certified wood from seedling to final sale. It verifies that the material for our FSC® certified products only come from well-managed, FSC®-certified forests and other controlled sources. FSC® is dedicated to the promotion of responsible forest management worldwide helping to take care of forests for future generations. Jordan and other Krug products can be specified with FSC® Certification. Contact customer service for further information, pricing and lead times.



Architects, designers, and building professionals can specify FSC®-certified products in order to achieve a point from the U.S. Green Building Council's Leadership in Energy and Environmental Design (LEED) Rating System.

JORDAN | LOUNGE SLEEPERS

DIMENSIONS

	Overall Width	Overall Depth Chair	Overall Depth Chaise	Overall Depth Bed	Overall Height	Seat Height	Width Between Arms	Seat Depth	Shipping Weight	Cubes
One-Seat	35	38	65	87	39	19	28.5	19.5	150	41
Two-Seat	54	38	65	87	39	19	48	19.5	205	63

COM REQUIREMENTS

	COM Yardage Complete Unit	COM Yardage Seat Only	COM Yardage Back Only	COM Yardage Low Outer Back (Panel) Only	COM Yardage Arm Panel Only	COM Yardage Kickplate Upholstery Only	COM Yardage Ottoman Upholstery Only
One-Seat - One Chair	7.3	1.4	1.6	.8	2.9	.4	1
One-Seat - Two Chairs	14.6	2.8	3.2	1.6	5.8	.8	2
One-Seat - Three Chairs	22	4.3	4.8	2.4	8.7	1.2	3
One-Seat - Four Chairs	29.3	5.7	6.4	3.2	11.6	1.6	4
Two-Seat - One Chair	9.0	1.8	2.2	.8	2.9	.4	1.7
Two-Seat - Two Chairs	17.4	3.6	3.8	1.6	5.8	.8	3.4
Two-Seat - Three Chairs	26.4	5.4	6	2.4	8.7	1.2	5.1
Two-Seat - Four Chairs	34.8	7.2	7.6	3.2	11.6	1.6	6.8

NOTE: Some vinyls, leathers and upholsteries are not suitable for application on Jordan seating.

The approval process is as follows:

1. A sample of the COM must be provided to Krug Customer Service prior to or at the time of order.
2. The sample will be reviewed and the customer advised if the upholstery cover is unsuitable.
3. The COM upholstery cover or leather will be inspected when received at the factory, to identify any further concerns with its suitability.



One-Seat Lounge Sleepers



Two-Seat Lounge Sleepers



ORDERING NOTES:

When combination upholstery is specified with fabric of the same grade or COM, an upcharge for dual fabrics is **\$33 list** per unit and **\$64 list** per unit for three fabrics will be applied. When graded in combination upholstery is selected, use the highest grade upholstery selected or to obtain a quote for blended grading contact Customer Service (please provide the fabrics specified and location of where each fabric is to be applied on the product).

Jordan Lounge Sleepers Option Upcharges

	\$ List		\$ List
Moisture Barrier (per yard)	64	Two-Seat Lounge Sleepers - Removable Seat Cover	318
One-Seat Lounge Sleepers - Removable Seat Cover	205	Two-Seat Lounge Sleepers - Removable Back Cover	287
One-Seat Lounge Sleepers - Removable Back Covers	198	Two-Seat Lounge Sleepers - Removable Ottoman Covers	295
One-Seat Lounge Sleepers - Removable Ottoman Covers	190	Solid Surface Arm Cap (per pair) - Gr A White	517
Combination Upholstery - dual fabrics	33	Solid Surface Arm Cap (per pair) - Gr A Color	527
Combination Upholstery -Three fabrics	64	Solid Surface Arm Cap (per pair) - Gr B	548
		Solid Surface Arm Cap (per pair) - Gr C	577

WEIGHT CAPACITIES

Jordan weight capacities are as follows:

Jordan One-Seat Lounge Sleepers is load rated to 350 lbs.

Jordan Two-Seat Lounge Sleepers is load rated to 525 lbs.

JORDAN | LOUNGE SLEEPERS FEATURES & OPTIONS



HIGH DURABILITY MECHANISM

This product features a heavy-duty mechanism, made with heavy gauge steel and minimal moving parts - its designed to last, and is backed by a 5-year warranty on the mechanism itself, in addition to the lifetime warranty on the rest of the product. If it does become damaged or degraded, the mechanism can be field-replaced.



COMFORTABLE SLEEP SURFACE

A new, enhanced sleep surface is 87" in length, providing exceptional range to stretch out in comfort, with supportive cushioning that is specifically designed for sleeping.



CHAISE/OTTOMAN POSITION

In addition to the sitting and sleep positions, this position allows the user to sit (or even sleep) in comfort with legs elevated and supported.



EASY OPEN AND CLOSE

The sleeper is extended easily to either position, using a pull handle that is neatly tucked away when not in use. The sleeper can be quickly closed by raising the back, and then lowering the ottoman cushion into the storage position. Instructions for operating the sleeper are located on the front of the ottoman cushion.



WALL SAVER DESIGN

The shape of the arm is designed to keep the back away from the wall (in a locked position), to prevent wear and damage to both the chairs and to the walls of the facility.



CASTERS

Enhanced accessibility of the casters allows the caregiver or visitor to easily lock and unlock them. The 3" casters are soft, with a premium lock function, which locks both the wheel rotation and the swivel rotation to rigidly hold the unit in position.



LEGS

Jordan Lounge Sleepers legs are available in Beech and Maple wood as well as Grey Urethane.



ARM STYLES

Jordan Lounge Sleepers feature 7 arm styles Upholstered Arm, Wood Arm, Full Urethane Arm, Wood Arm with Urethane Cap & Wood Arm with Solid Surface Cap, Upholstered Arm with Urethane Cap & Upholstered Arm with Solid Surface Cap. The optional arm caps and full urethane arm provide enhanced durability and protection for the arms. Urethane arm and arm cap are available in Black, Grey and Taupe colors. Solid Surface Arm caps are available in 8 colors shown on [page 104](#). The arm cap is field replaceable if it becomes damaged or degraded.



UPHOLSTERED ARM with URETHANE ARM CAP



UPHOLSTERED ARM with SOLID SURFACE ARM CAP



WOOD ARM



FULL URETHANE ARM



URETHANE ARM CAP



WOOD ARM with SOLID SURFACE ARM CAP



CLEANING AND INFECTION CONTROL

Specifically designed to ease the cleaning and disinfection of the sleeper and the floor underneath them - in the first opening stage, open access is provided to the floor underneath so it can be cleaned without having to move the sleeper. Upholstery covers can be made removable, and individual components are automatically removable, to enable thorough cleaning and disinfection.

JORDAN | LOUNGE SLEEPERS OPTIONS & INSTRUCTIONS



REMOVABLE & REPLACEABLE UPHOLSTERY & COMPONENTS

Seat, back and ottoman upholstery covers can be specified as removable, so they can be removed for cleaning, or replacement. The mechanism, casters, front kickplate, arm panels and caps - as well as seat, back and ottoman cushions - are field-replaceable if damaged or degraded - so the life of this product can be extended indefinitely, and made to look good as new.

COMBINATION UPHOLSTERY OPTIONS

When combination upholstery is specified with fabric of the same grade or COM, an upcharge for dual fabrics is **\$33 list** per unit and **\$64 list** per unit for three fabrics will be applied. When graded in combination upholstery is selected, use the highest grade upholstery selected or to obtain a quote for blended grading contact Customer Service (please provide the fabrics specified and location of where each fabric is to be applied on the product).

MOISTURE BARRIER & CAL 133

California Technical Bulletin 133 is a flammability test for seating. Krug offers a compliance method, in combination with non-flammable upholstery covers, may enable products to meet certification requirements for this test. This process at the same time also provides the products with a Moisture Barrier - a treatment that helps to prevent the passage of liquids and moisture to inside of the upholstered components - thereby conferring sanitary and anti-infection benefits. So when CAL 133 is specified, the product also automatically has a Moisture Barrier, and when a Moisture Barrier is specified, the product also features the compliance method and low flammability features of CAL 133. The application of this up-charge and the compliance method does not mean that the specific configuration of product and upholstery cover are tested and officially certified as being CAL133 compliant. If the official certification is required, Krug will provide this (through an independent certified testing laboratory) at a charge of \$917 per item, plus the cost of the product to be tested. Lead time for certification testing is typically 4-8 weeks.

CONVERSION FROM CHAIR TO CHAISE TO SLEEPER (TO OPEN SLEEPER)

1. Chaise position - lock the casters and using the hand pull, pull the ottoman out. Lift pull handle up and out to fully extend the ottoman.
2. Sleep position - from chaise position, pull ottoman handle again away from chair to full extension. Lower the back manually forward into position.




CONVERSION FROM SLEEPER TO CHAISE TO CHAIR (TO CLOSE SLEEPER)

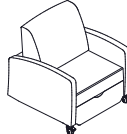
1. Chaise position - Lift the Sleeper back into its upright position and push (using the ottoman kick plate) inward.
2. Chair position - Lower the ottoman into the tuck away position and continue to push the ottoman inward

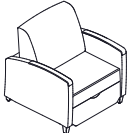


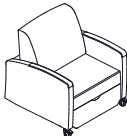
JORDAN | LOUNGE SLEEPERS

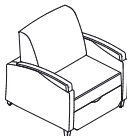
Description	Model	Species	COM		COL 3	FABRIC GRADES				LEATHER	
			1	2		4	5	6	7	8	9
	One-Seat, upholstered arms and wood legs										
	JOR7-SL1UPH2	Beech	4480	4723	4970	5314	5706	6049	6441	6933	7424
		Maple	4503	4748	4993	5336	5727	6074	6466	6957	7446

ORDERING NOTE: Jordan Lounge Sleepers are available with Grey Urethane Legs, to order change the “2” to a “3”.

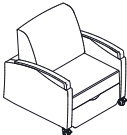
	One-Seat, upholstered arms and casters										
	JOR7-SL1UPH1	n/a	4545	4790	5036	5382	5773	6115	6510	7000	7490

	One-Seat, upholstered arms with urethane cap and wood legs										
	JOR7-SL1UUR2	Beech	4578	4821	5068	5411	5805	6146	6539	7030	7523
		Maple	4601	4845	5092	5433	5826	6171	6564	7056	7545

	One-Seat, upholstered arms with urethane cap and casters										
	JOR7-SL1UUR1	n/a	4643	4887	5134	5479	5872	6212	6607	7098	7589

	One-Seat, Full Urethane Arm, and wood legs										
	JOR7-SL1FUR2	Beech	4628	4870	5116	5460	5853	6196	6587	7080	7572
		Maple	4658	4903	5149	5493	5885	6229	6623	7111	7605

ORDERING NOTE: Jordan Lounge Sleepers are available with Grey Urethane Legs, to order change the “2” to a “3”.

	One-Seat, Full Urethane Arm, with casters										
	JOR7-SL1FUR1	n/a	4692	4939	5185	5529	5920	6264	6657	7148	7639

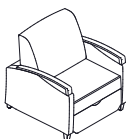
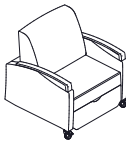
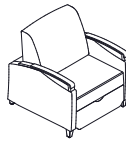
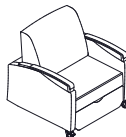
Jordan Lounge Sleepers Option Upcharges			\$ List		\$ List	
Moisture Barrier (per yard)			64		Solid Surface Arm Cap (per pair) - Gr A White	
One-Seat Lounge Sleepers - Removable Seat Cover			205		Solid Surface Arm Cap (per pair) - Gr A Color	
One-Seat Lounge Sleepers - Removable Back Cover			198		Solid Surface Arm Cap (per pair) - Gr B	
One-Seat Lounge Sleepers - Removable Ottoman Cover			190		Solid Surface Arm Cap (per pair) - Gr C	
Combination Upholstery - dual fabrics			33			
Combination Upholstery -Three fabrics			64			

Note: For Solid Surface option replace UPH arm type with “USS” in the model number and add the upcharge above.

PRODUCT CODE KEY

Line	Series	Chair Type	Size	Arm Type	Base Type
JOR	7	SL	1	UPH	1
Jordan	Motion	Sleeper	One-Seat	Upholstered Arm	Casters
				UUR	2
				Upholstered Arm with Urethane Arm Cap	Wood Legs
				FUR	3
				Full Urethane Arm	Grey Urethane Legs
				USS	
				Upholstered Arm with Solid Surface Arm Cap	

JORDAN | LOUNGE SLEEPERS


Description	Model	Species	COM 1	2	COL 3	4	FABRIC GRADES 5	6	7	LEATHER 8	9
	One-Seat, wood arms and wood legs										
	JOR7-SL1WOD2	Beech	4732	4977	5220	5566	5959	6300	6692	7185	7679
		Maple	4763	5008	5256	5598	5991	6334	6728	7218	7710
ORDERING NOTE: Jordan Lounge Sleepers are available with Grey Urethane Legs, to order change the “2” to a “3”.											
	One-Seat, wood arms and casters										
	JOR7-SL1WOD1	Beech	4796	5043	5289	5634	6028	6370	6763	7255	7743
		Maple	4817	5063	5308	5655	6046	6389	6781	7271	7763
	One-Seat, wood arms with urethane cap and wood legs										
	JOR7-SL1URE2	Beech	4921	5168	5412	5756	6147	6493	6885	7374	7867
		Maple	4959	5205	5450	5792	6185	6531	6924	7414	7906
ORDERING NOTE: Jordan Lounge Sleepers are available with Grey Urethane Legs, to order change the “2” to a “3”.											
	One-Seat, wood arms with urethane cap and casters										
	JOR7-SL1URE1	Beech	4988	5233	5479	5823	6214	6558	6953	7442	7934
		Maple	5010	5258	5503	5847	6241	6583	6977	7466	7956

Jordan Lounge Sleepers Option Upcharges		\$ List		\$ List
Moisture Barrier (per yard)		64	Solid Surface Arm Cap (per pair) - Gr A White	517
One-Seat Lounge Sleepers - Removable Seat Cover		205	Solid Surface Arm Cap (per pair) - Gr A Color	527
One-Seat Lounge Sleepers - Removeable Back Cover		198	Solid Surface Arm Cap (per pair) - Gr B	548
One-Seat Lounge Sleepers - Removable Ottoman Cover		190	Solid Surface Arm Cap (per pair) - Gr C	577
Combination Upholstery - dual fabrics		33		
Combination Upholstery -Three fabrics		64		
Note: For Solid Surface option replace WOD arm type with “SSC” in the model number and add the upcharge above.				


PRODUCT CODE KEY


Line	Series	Chair Type	Size	Arm Type	Base Type
JOR	7	SL	1	WOD	1
Jordan	Motion	Sleeper	One-Seat	Wood Arm	Casters
				URE	2
				Wood Arm with Urethane Arm Cap	Wood Legs
				SSC	3
				Wood Arm with Solid Surface Arm Cap	Grey Urethane Legs

JORDAN | LOUNGE SLEEPERS


Description	Model	Species	COM		COL 3	COL 4	FABRIC GRADES			LEATHER	
			1	2			5	6	7	8	9
	Two-Seat, upholstered arms and wood legs										
	JOR7-SL2UPH2	Beech	5612	5914	6214	6640	7124	7547	8031	8634	9238
		Maple	5637	5940	6243	6664	7149	7572	8056	8661	9265

ORDERING NOTE: Jordan Lounge Sleepers are available with Grey Urethane Legs, to order change the “2” to a “3”.

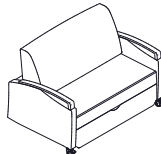
	Two-Seat, upholstered arms and casters										
	JOR7-SL2UPH1	n/a	5681	5980	6285	6708	7190	7613	8097	8700	9307

	Two-Seat, upholstered arms urethane cap and wood legs										
	JOR7-SL2UUR2	Beech	5710	6012	6313	6737	7221	7645	8129	8732	9336
		Maple	5736	6038	6340	6762	7247	7670	8154	8760	9362

ORDERING NOTE: Jordan Lounge Sleepers are available with Grey Urethane Legs, to order change the “2” to a “3”.

	Two-Seat, upholstered arms with urethane cap and casters										
	JOR7-SL2UUR1	n/a	5780	6078	6382	6806	7288	7711	8195	8799	9404

	Two-Seat, Full Urethane Arm, and wood legs										
	JOR7-SL2FUR2	Beech	5760	6061	6363	6787	7270	7696	8178	8782	9385
		Maple	5791	6093	6395	6820	7303	7728	8209	8813	9417


	Two-Seat, Full Urethane Arm, and casters										
	JOR7-SL2FUR1	n/a	5828	6129	6432	6855	7338	7761	8247	8847	9454

Jordan Lounge Sleepers Option Upcharges			\$ List		\$ List	
Moisture Barrier (per yard)			64		Solid Surface Arm Cap (per pair) - Gr A White	517
Two-Seat Lounge Sleepers - Removable Seat Covers			318		Solid Surface Arm Cap (per pair) - Gr A Color	527
Two-Seat Lounge Sleepers - Removeable Back Covers			287		Solid Surface Arm Cap (per pair) - Gr B	548
Two-Seat Lounge Sleepers - Removable Ottoman Covers			295		Solid Surface Arm Cap (per pair) - Gr C	577
Combination Upholstery - dual fabrics			33		Note: For Solid Surface option replace UPH arm type with “USS” in the model number and add the upcharge above.	
Combination Upholstery -Three fabrics			64			

PRODUCT CODE KEY


Line	Series	Chair Type	Size	Arm Type	Base Type
JOR	7	SL	2	UPH	1
Jordan	Motion	Sleeper	Two-Seat	Upholstered Arm	Casters
				UUR	2
				Upholstered Arm with Urethane Arm Cap	Wood Legs
				FUR	3
				Full Urethane Arm	Grey Urethane Legs
				USS	
				Upholstered Arm with Solid Surface Arm Cap	

JORDAN | LOUNGE SLEEPERS

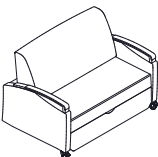
Description	Model	Species	COM		COL 3	FABRIC GRADES			LEATHER		
			1	2		4	5	6	7	8	9
	Two-Seat, wood arms and wood legs										
	JOR7-SL2WOD2	Beech	5866	6167	6469	6892	7375	7799	8283	8887	9490
		Maple	5896	6199	6501	6925	7408	7833	8313	8918	9521

ORDERING NOTE: Jordan Lounge Sleepers are available with Grey Urethane Legs, to order change the “2” to a “3”.

	Two-Seat, wood arms and casters										
	JOR7-SL2WOD1	Beech	5933	6233	6537	6960	7442	7865	8347	8953	9560
		Maple	5954	6254	6556	6980	7463	7884	8368	8972	9578

	Two-Seat, wood arms with urethane cap and wood legs										
	JOR7-SL2URE2	Beech	6054	6358	6659	7081	7567	7988	8472	9075	9683
		Maple	6091	6394	6696	7122	7605	8028	8511	9116	9719

ORDERING NOTE: Jordan Lounge Sleepers are available with Grey Urethane Legs, to order change the “2” to a “3”.


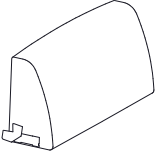
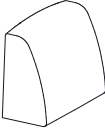
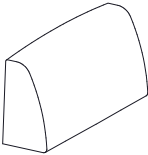
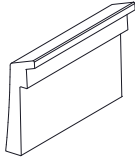
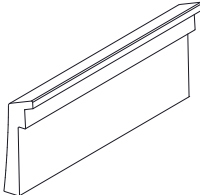
	Two-Seat, wood arms with urethane cap and casters										
	JOR7-SL2URE1	Beech	6122	6422	6725	7149	7632	8056	8540	9144	9749
		Maple	6144	6445	6749	7173	7655	8077	8561	9165	9771

Jordan Lounge Sleepers Option Upcharges			\$ List		\$ List
Moisture Barrier (per yard)			64	Solid Surface Arm Cap (per pair) - Gr A White	517
Two-Seat Lounge Sleepers - Removable Seat Covers			318	Solid Surface Arm Cap (per pair) - Gr A Color	527
Two-Seat Lounge Sleepers - Removeable Back Covers			287	Solid Surface Arm Cap (per pair) - Gr B	548
Two-Seat Lounge Sleepers - Removable Ottoman Covers			295	Solid Surface Arm Cap (per pair) - Gr C	577
Combination Upholstery - dual fabrics			33		
Combination Upholstery -Three fabrics			64	Note: For Solid Surface option replace WOD arm type with “SSC” in the model number and add the upcharge above.	


PRODUCT CODE KEY

Line	Series	Chair Type	Size	Arm Type	Base Type
JOR	7	SL	2	WOD	1
Jordan	Motion	Sleeper	Two-Seat	Wood Arm	Casters
				URE	2
				Wood Arm with Urethane Arm Cap	Wood Legs
				SSC	3
				Wood Arm with Solid Surface Arm Cap	Grey Urethane Legs

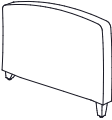
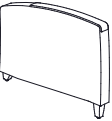
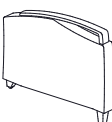
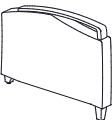
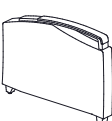
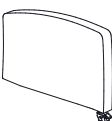
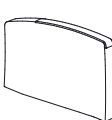
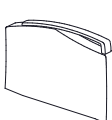
JORDAN | LOUNGE SLEEPERS REPLACEMENT COMPONENTS

Description	Model	COM		COL	FABRIC GRADES				LEATHER		Yardage	Weight	Cubes
		1	2		4	5	6	7	8	9			
	One-Seat Back												
	JOR7-SL1RB	710	763	816	892	978	1054	1139	1245	1355	1.6	18	5.6
	Two-Seat Back												
	JOR7-SL2RB	960	1034	1109	1212	1331	1434	1554	1698	1845	2.2	30.1	9.3
	One-Seat Back Cover												
	JOR7-SL1RBC	244	299	352	427	513	589	673	781	889	1.6	2.6	1
	Two-Seat Back Cover												
	JOR7-SL2RBC	427	497	573	676	795	822	1017	1165	1312	2.2	3.5	1
	One-Seat Outback												
	JOR7-SL1R0B	344	366	390	424	460	493	532	580	626	.7	8	2.5
	Two-Seat Outback												
	JOR7-SL2R0B	453	477	500	533	569	602	640	688	733	.7	14	4

JORDAN | LOUNGE SLEEPERS REPLACEMENT COMPONENTS

Description	Model	COM		COL	FABRIC GRADES				LEATHER		Yardage	Weight	Cubes
		1	2		4	5	6	7	8	9			
	One-Seat Seat JOR7-SL1RS	622	672	721	786	868	934	1014	1109	1206	1.4	18.5	4.1
	Two-Seat Seat JOR7-SL2RS	960	1034	1109	1212	1331	1434	1554	1698	1845	1.8	31.4	6.8
	One-Seat Seat Cover JOR7-SL1RSC	233	280	331	399	477	543	621	720	816	1.4	2.7	1
	Two-Seat Seat Cover JOR7-SL2RSC	303	366	428	514	614	701	803	924	1048	1.8	3.6	1
	One-Seat Ottoman JOR7-SL1RO	369	404	435	485	531	584	637	705	771	1	9.6	3
	Two-Seat Ottoman JOR7-SL2RO	562	620	676	757	848	929	1018	1135	1246	1.7	17	5.3
	One-Seat Ottoman Cover JOR7-SL1ROC	191	226	259	305	359	406	458	527	595	1	2.4	1
	Two-Seat Ottoman Cover JOR7-SL2ROC	283	340	399	479	568	648	740	853	967	1.7	3.4	1

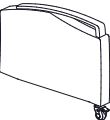
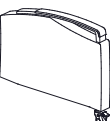

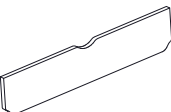



JORDAN | LOUNGE SLEEPERS REPLACEMENT COMPONENTS

Description	Model	Species	COM		COL	FABRIC GRADES			LEATHER			Yardage	Weight	Cubes
			1	2	3	4	5	6	7	8	9			
	Upholstered Arm with legs													
	JOR7-SLRUPH2	Beech	706	805	901	1036	1193	1330	1483	1677	1872	2.9	32.8	4.9
		Maple	711	808	906	1042	1197	1333	1487	1683	1879			
	Upholstered Arm with Urethane Cap with legs													
	JOR7-SLRUUR2	Beech	804	904	1000	1134	1291	1428	1581	1775	1970	2.9	32.8	4.9
		Maple	809	907	1003	1140	1294	1431	1585	1780	1977			
	Full Urethane Arm, with legs													
	JOR7-SLRFUR2	Beech	866	961	1061	1197	1351	1487	1643	1837	2033	2.9	32.8	4.9
		Maple	870	967	1064	1201	1356	1493	1646	1841	2037			
	Wood Arm with legs													
	JOR7-SLRWOD2	Beech	890	988	1087	1223	1377	1513	1668	1862	2059	2.9	32.8	4.9
		Maple	905	1002	1098	1236	1390	1528	1683	1878	2072			
	Wood Arm with Urethane Cap with legs													
	JOR7-SLRLURE2	Beech	990	1088	1185	1319	1478	1613	1769	1962	2160	2.9	32.8	4.9
		Maple	1003	1098	1198	1333	1487	1624	1779	1976	2169			
ORDERING NOTE: Jordan Lounge Sleepers are available with Grey Urethane Legs, to order change the “2” to a “3”.														
	Upholstered Arm with casters													
	JOR7-SLRUPH1		720	816	914	1052	1205	1342	1497	1691	1886	2.9	33.4	4.9
	Upholstered Arm with Urethane Cap with casters													
	JOR7-SLRUUR1		819	914	1012	1150	1304	1441	1596	1790	1985	2.9	33.4	4.9
	Full Urethane Arm, with casters													
	JOR7-SLRFUR1		886	984	1083	1216	1373	1509	1664	1858	2055	2.9	33.4	4.9

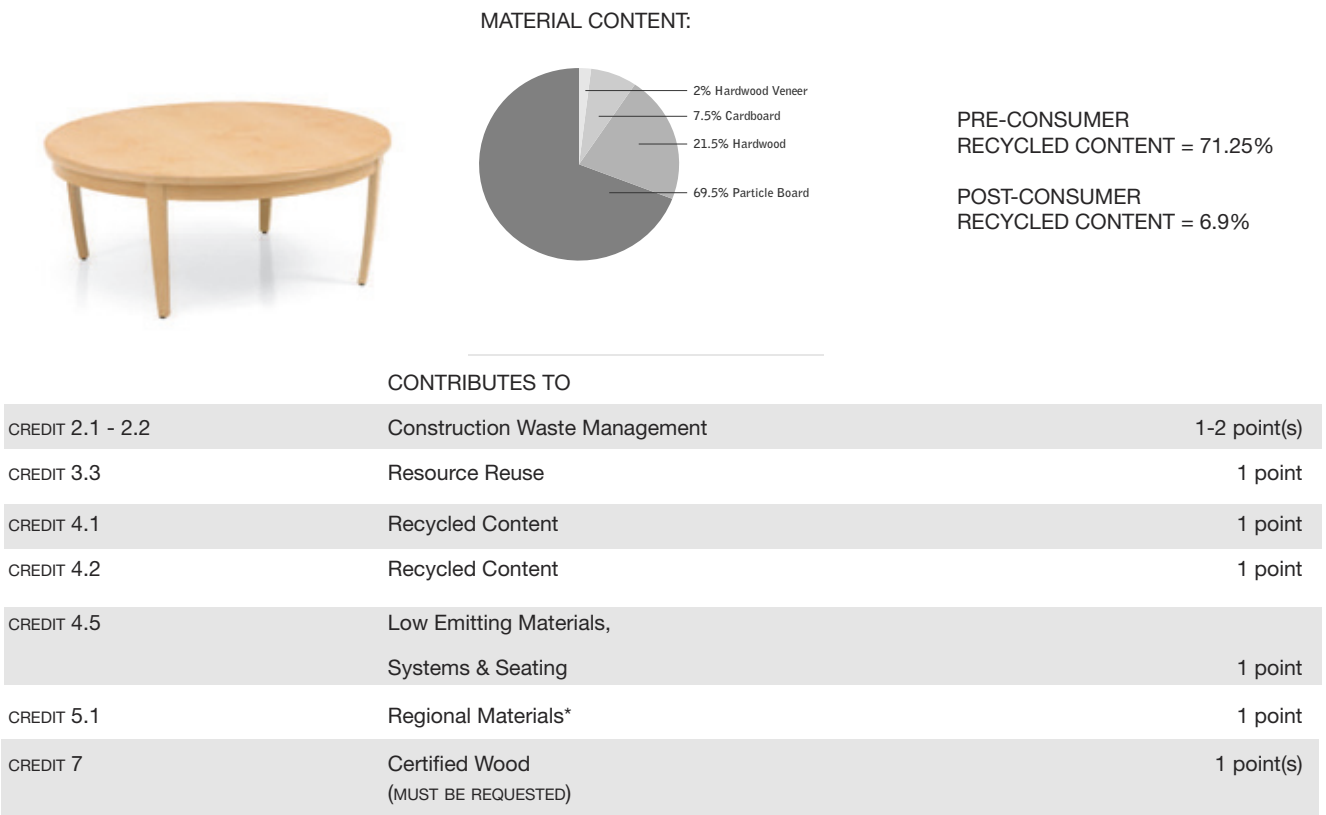
ORDERING NOTES:

Please note when ordering Jordan Sleeper replacement arms, you must specify either a right or left arm.

JORDAN | LOUNGE SLEEPERS REPLACEMENT PARTS

Description	Model	Species	COM		COL	FABRIC GRADES			LEATHER			Yardage	Weight	Cubes
			1	2	3	4	5	6	7	8	9			
	Wood Arm with casters													
	JOR7-SLRWOD1	Beech	901	999	1095	1231	1387	1526	1678	1872	2069	2.9	33.4	4.9
		Maple	909	1006	1106	1240	1394	1533	1688	1881	2077			
	Wood Arm with Urethane Cap with casters													
	JOR7-SLRURE1	Beech	1012	1109	1206	1342	1497	1634	1789	1984	2177	2.9	33.4	4.9
		Maple	1018	1117	1213	1349	1505	1642	1797	1990	2188			
	One-Seat Kickplate													
	JOR7-SL1RUP		212	226	239	258	278	298	319	345	372	.4	4.1	0.6
	Two-Seat Kickplate													
	JOR7-SL2RUP		271	284	299	318	338	358	380	406	433	.4	7.7	1.1
Description	Model		Price										Weight	Cubes
	Locking Rubber Wheel Caster													
	JOR7-SLRCAS		70									3.4	0.2	
	Urethane Arm Cap													
	JOR7-SLRURE		120									3.7	0.3	
	Full Urethane Arm													
	JOR7-SRRFUR		182									12	1	

LEED CI CREDITS



*This credit is only applicable if in total 20% of the combined value of the procurement of construction materials and in the furniture are manufactured within a radius of 500 miles. This credit will apply if the installation of the finished product occurs within 500 miles of Kitchener, Ontario.

level® CERTIFICATION, AIR EMISSIONS AND FSC® CERTIFICATION



level® CERTIFICATION

BIFMA's e3 Furniture Sustainability Standard is a voluntary, multi-attribute standard that measures the degree of sustainability of furniture. This standard evaluates product and company environmental attributes and compliance systems in a wide range of elements which include Materials, Energy & Atmosphere, Human & Ecosystem Health and Social Responsibility. Jordan products have earned level®, BIFMA's sustainability certification program for furniture, certification through third-party verification against the e3 standard.

AIR-EMISSIONS

All Jordan products are supplied with air-emissions certified. Contact customer service for information.



FSC®

In 2005, Krug received Forest Stewardship Council® (FSC®) Chain-of-Custody certification for our manufacturing facilities. The FSC® Chain-of-Custody tracks certified wood from seedling to final sale. It verifies that the material for our FSC® certified products only come from well-managed, FSC®-certified forests and other controlled sources. FSC® is dedicated to the promotion of responsible forest management worldwide helping to take care of forests for future generations. Jordan and other Krug products can be specified with FSC® Certification. Contact customer service for further information, pricing and lead times.



Architects, designers, and building professionals can specify FSC®-certified products in order to achieve a point from the U.S. Green Building Council's Leadership in Energy and Environmental Design (LEED) Rating System.

JORDAN | TABLES FEATURES

WOOD SPECIES

Solid Beech & Maple frames, and edges.
Veneer tops.

STANDARD FINISHES

For a complete list of standard wood finishes, please see [page 103](#). Jordan tables are available in 22 standard finishes.

LAMINATE AND POLYMER EDGE

Jordan tables are available in laminates with wood or laminates with Polymer edge.
See [page 103](#) for laminate information.
Please specify species, Beech or Maple, for the base frame under the laminate top.

ORDERING NOTES:

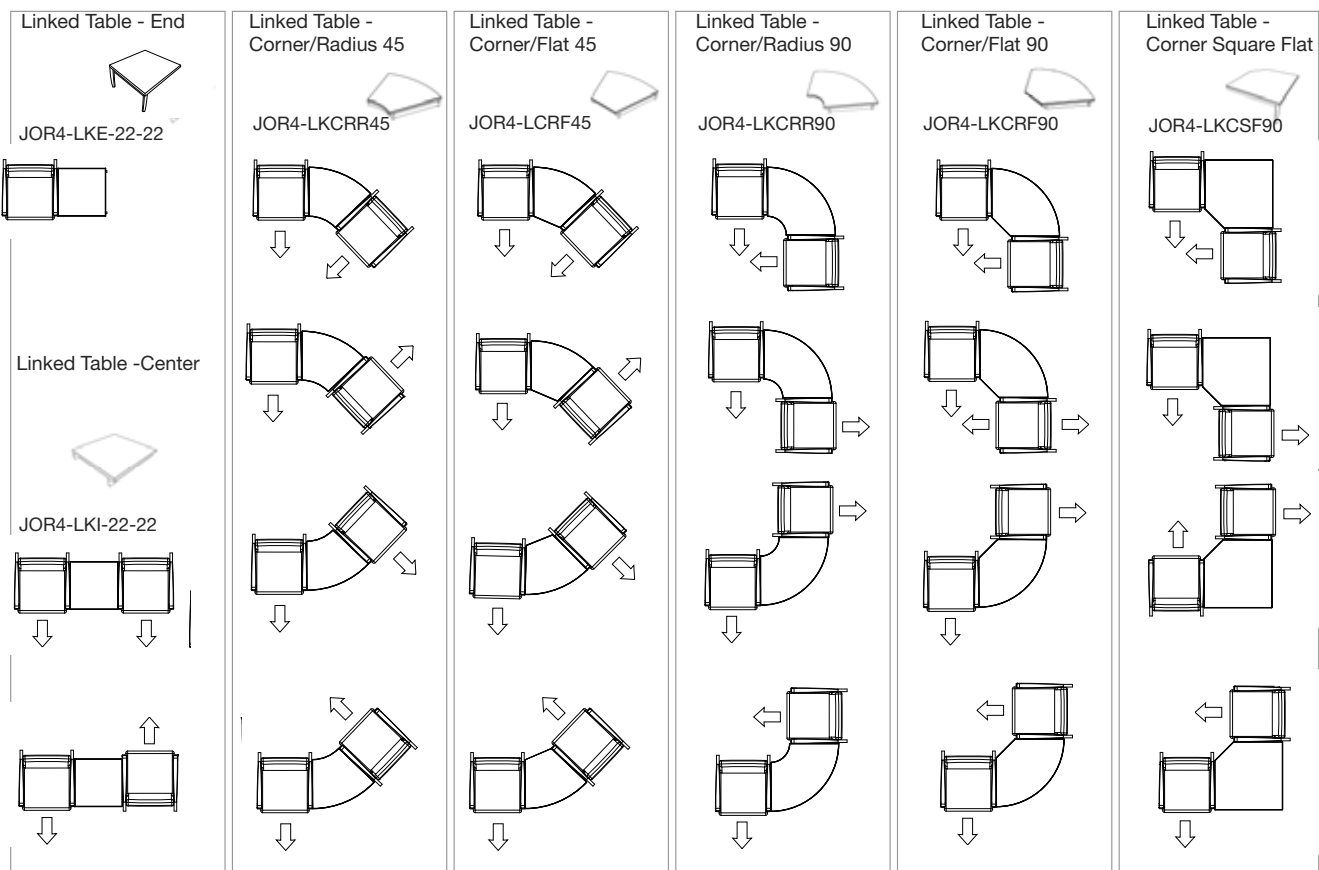
Linking tables can be ordered in conjunction with any of the Krug Multiple Seating. Linking tables are connected to the Multiple Seating via U-Shaped brackets.

The design of the tables for Jordan Multiple Seating allows for any table to be very easily added or moved to a new position within the configuration - or completely replaced - after the product has been first installed. The attachment of the tables is designed so that they can be readily be taken out of the configuration without any defacing of the adjoining seat frames.

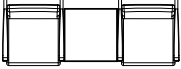
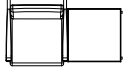
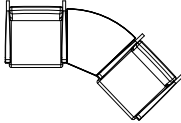
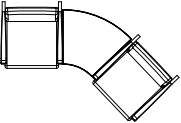
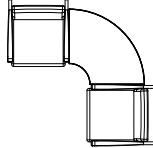
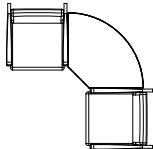
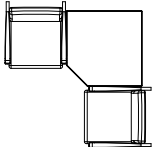
Linking Tables also feature a universal, non-handed design:
They can be moved to reverse position in almost any configuration, providing a high level of flexibility for reconfiguring.

Please note Jordan Plastic Laminate Linking Tables are not available on *KrugExpress*. Please specify species, Beech or Maple, for the base frame under the laminate top.
Wood Tops with Wood Edges are available on *KrugExpress* but with a minimum order requirement of 5 tables per order.

A drawing showing the configuration of the multiple seating and tables is required with each purchase order.



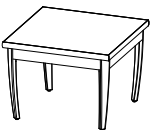

JORDAN | LINKING & FREESTANDING TABLES

DESCRIPTION/MODEL	Beech	Maple	Laminate with Wood Edge	Laminate with Polymer Edge	W	D	Weight	Cubes
 Center Square Table JOR4-LKI-22-22	652	721	739	538	22	22	18	1.5
 End Square Table JOR4-LKE-22-22	865	953	979	747	22	22	20	1.5
 Curvilinear Connector Table 45° with flat edge JOR4-LKCRF45	747	823	865	652	27.5	27.5	21	2.2
 Curvilinear Connector Table 45° JOR4-LKCRR45	747	823	865	652	27.5	27.5	21	2.2
 Curvilinear Connector Table 90° JOR4-LKCRR90	823	913	940	730	30.5	30.5	27	2.2
 Curvilinear Connector Table 90° with flat edge JOR4-LKCRF90	785	873	901	670	30.5	29	29	2.2
 Rectilinear Corner Connector Table 90° JOR4-LKCSF90	1056	1141	1191	921	30.5	30.5	32	2.2

ORDERING NOTES: Linking tables can be ordered in conjunction with any of the Jordan Multiple Seating. Linking tables are connected to the Multiple Seating via U-Shaped brackets.

A drawing showing the configuration of the multiple seating and tables is required with each purchase order.

Rectilinear Corner Connector table 90° include a support leg in the outer corner. When specifying Linking Tables please ensure that each unit has legs on either side of the table. Please note Jordan Plastic Laminate Linking Tables are not available on *KrugExpress*. Please specify species, Beech or Maple, for the base frame under the laminate top. Wood Tops with Wood Edges are available on *KrugExpress* but with a minimum order requirement of 5 tables per order.

DESCRIPTION/MODEL	Beech	Maple	Laminate with Wood Edge	Laminate with Polymer Edge	W	D	H	Weight	Cubes
 Square Tables									
JOR4-22-22-16	1008	1106	1108	937	22	22	16	26	5
JOR4-42-22-16	1306	1439	1434	1213	42	22	16	46	9
JOR4-22-22-21	1036	1134	1139	961	22	22	21	28	7
 Circular Tables									
JOR4-18D-16	1207	1333	1330	1122	18 Diameter	-	16	20	3
JOR4-24D-16	1285	1401	1415	1194	24 Diameter	-	16	32	5
JOR4-36D-16	1706	1880	1879	1587	36 Diameter	-	16	43	12
JOR4-18D-21	1239	1360	1359	1152	18 Diameter	-	21	22	4
JOR4-24D-21	1323	1439	1456	1230	24 Diameter	-	21	35	7

GENERAL INFORMATION

Terms and Conditions

Net 30 days on approved credit. A late payment charge of 1% per month will be applied on overdue invoices. This charge will be pro-rated to the number of days past 30 days that the invoice is overdue. All applicable sales taxes are extra. Distribution of this price list does not in itself constitute an offer to sell. Orders can be received only from authorized Krug dealers. Acceptance of any order and terms of sale may be established at the discretion of Krug. Deposits are required on orders received from new accounts as well as on large or special orders. Krug reserves the right to discontinue designs, or to change designs, construction, prices, or materials without notice.

Contact Information

Phone: 1.888.578.KRUG (5784) | Fax: 1.519.748.5177

Purchase Order Fax: 1.888.236.4783

Purchase Order E-mail: orders@krug.ca

Web: www.krug.ca E-mail: solutions@krug.ca

Customer Service Hours

Please note customer service hours are:

8:30 am to 5:00 pm est

Customer Satisfaction

It is the primary goal of Krug and our staff to ensure the complete satisfaction of our customers with our products and performance. If a problem arises with a Krug product after the expiration of the limited warranty period, Krug will exercise its best efforts to achieve the satisfaction of the customer in a manner that is fair to all concerned.

Order Acknowledgments

Each order will be acknowledged via e-mail or fax. This acknowledgment is the final agreement between Krug and the customer, superseding all previous communications regarding the purchase order. Where there is a discrepancy on a purchase order between a product code and a description, Krug will make every effort to resolve the discrepancy, but will be ruled by the product code ordered. Please check all acknowledgments for accuracy, and advise Krug of any discrepancies with a purchase order.

Order Cancellation

Krug reserves the right to not accept or allow cancellation of orders. All products are manufactured on a custom-made, make-to-order basis, and the purchasing, engineering and production of orders begins shortly after order placement - and the customer purchase order is a contract that authorizes Krug to manufacture the products. Acceptance of order cancellation (or partial cancellation) is solely at the discretion of Krug, and is dependent on the extent to which engineering, purchasing and manufacturing has been initiated by the time cancellation is requested. No order cancellations (partial or otherwise) are allowable more than 4 weeks from date of order placement (as order production is unable to be terminated by that point), and full payment of the acknowledged order value is required for any orders cancelled after 4 weeks. Cancellations may be allowable in less than 4 weeks after order placement, depending on the extent to which manufacturing has been initiated. An acceptance of order cancellation requires that the purchaser agrees to make payment for all costs incurred to the point of acceptance of cancellation. Cancellation charges include all costs for purchase of dedicated material and components, engineering costs for non-standard products, and all costs for manufacturing completed to that point, as well as a \$367 net charge for processing of the original order and for processing of cancellation invoicing.

Pricing

Krug endeavors to ensure that all prices in this price list reflect accurately our current prices. However, errors do occur and will be rectified through notices to the field. Krug reserves the right to acknowledge pricing that may be different from the price list.

Storage Charges

Krug reserves the right to assess a nominal storage charge if a customer does not accept shipment of an order within a week of the ship date.

Warranty

Krug warrants the construction and the finish of all our products to be free from defects in materials and workmanship for the lifetime of their use. This warranty is applicable to products in use by their original purchaser. This warranty does not apply to components not manufactured by Krug including textiles, which are subject to the specific warranties of those manufacturers, if any. Textiles (fabric, leather, vinyl, or any other covering material) suppliers do not guarantee their products for durability and color fastness, and nor does Krug. Casters, mechanical and electrical components have a warranty of five years from the date of purchase. The Krug warranty does not apply to COM-specified materials, damage caused by a carrier other than Krug, or variation in wood finishes due to natural wood color variation. Krug cannot be held responsible for variations in fabric dye lots from order to order. All fabric is carefully inspected when it is received, but a degree of variation in color should be expected. Repairs or replacement of any defect covered under this warranty by Krug will be made, at our option and method, at no charge to the original purchaser during the warranty period. Krug's judgement is final and binding with respect to the nature or cause of defects or damage, and the necessity or manner of repair or replacement.

This warranty does not apply to defects or damage resulting from:

- normal wear and tear occurring with the use of the product
- negligence, misuse, excessive use, alteration, improper cleaning or repair
- substitution or use of incorrect or unauthorized components or material
- handling or installation that is incorrect, or that causes damage or defect
- damage incurred by a freight carrier other than Krug
- wearing of finishes and fabrics, and normal variations in materials (including dye lot variations)
- properties of natural materials, including wood and leather
- exposure to environments with uncontrolled temperature and humidity (products must be transported, stored and used in climate-controlled conditions)

Note, specific warranties for components and materials not manufactured by Krug:

Jordan Sleepers Heavy-Duty Mechanism, made with heavy gauge steel and minimal moving parts - is backed by a 5-year warranty on the mechanism itself, in addition to the lifetime warranty on the rest of the product. If it does become damaged or degraded, the mechanism can be field-replaced.

Juno and Trevisa Overbed Tables have a 2-year warranty.

Blanket Wrapping

Krug will blanket wrap larger seating orders at customer's request. Please indicate on your purchase order and contact Customer Service.

Export Packaging

Krug is pleased to provide the option for export packaging on all our products, to provide additional protection from damage. For shipments overseas, a quote for export packaging can be provided, based on the products to be ordered and the delivery destination - please contact Customer Service or Bids & Specification Support for more information and a quotation. KRUG is not responsible for shipment damage occurring on overseas shipments

Export Packaging is STRONGLY RECOMMENDED for:

- (A) all shipments outside of the lower 48 states and Canada.
- (B) all shipments that will be held in storage for an extended period prior to installation.

Important: Please note that Krug will not be responsible for damage claims on product shipped or stored in the above conditions but where export packaging has not been utilized.

Dimensions

Dimensions are in inches and approximate, and subject to change without notice. Contact Customer Service if dimensions are critical.

GENERAL INFORMATION

Freight Terms and Conditions

1. All product is shipped FOB the Krug factory. Freight is either pre-paid to the destination or not pre-paid, depending on established customer specific freight terms.

2. Docks at the selected delivery location must be equipped to handle a 53' trailer. If a dock is inadequate for delivery by Krug, Krug will re-deliver to another local location and any additional costs will be charged to the customer.

3. For all deliveries, it is understood that Krug or its agent is making a dock delivery only (equipped to handle a 53' trailer), and any further work of truck unloading, delivery beyond the dock, installation, and removal of packaging is not authorized or paid for by Krug.

4. Drop shipments to the installation site, and timed deliveries, are available on larger shipments (full truckloads or slightly less) at no additional charge. Drop shipments or timed deliveries for smaller shipments may not be available, or if available will require a surcharge. Deliveries on an after hours basis, or on weekends, or any other special requirements, may be subject to a surcharge. Location and contact information, and the requested time of delivery, is required at least one week prior to the acknowledged shipment date. If this information is not provided one week in advance, or if the location or time of the drop shipment is changed less than one week in advance, a surcharge may be applied, and/or the drop shipment may not be scheduled. For deliveries requested Monday to Thursday after 5:00 pm, please apply a surcharge of \$262/shipment. For deliveries requested Monday to Friday before 7:00 am, please apply a surcharge of \$262/shipment. For deliveries requested Friday (after 3:00 pm) or weekends, please apply a surcharge of \$525/shipment. (local times).

5. For all deliveries - whether to the Customer location or drop shipment - any circumstances that result in the delay of our carrier (including unsuitable receiving facilities, or facilities not open or available), service charges will be applied at the rate of \$125/hour. Where re-delivery is necessary because of these circumstances, the full cost of re-delivery will be charged. If Less Than Truck Load is delivering, one hour is allocated to unload. Any additional time required to unload after the first hour is \$125/hour. If a Truck Load is delivering the order, three hours is allocated to unload. Any additional time required to unload is \$125/hour. Direct deliveries to site for large orders are possible, (must exceed \$60,000 net), and accommodate 48 - 53' trailers. Krug is responsible for delivery to the approved delivery address. If an address change is required, this must be authorized by Krug 5 business days prior to ship date. Any additional delivery costs incurred after this time will be charged to the customer.

Product Strength and Durability Testing

All Krug products have been thoroughly tested, and exceed the testing requirements of ANSI/BIFMA seating standard. Specific test results and documentation are available on request.



Installation Support

For assistance please contact Technical Support at 1-888-578-5784 x216 or e-mail installationhelp@krug.ca and you will be directed to the appropriate installation support person.

Damaged Shipments

All Krug product is well engineered, carefully inspected, and expertly loaded onto our trucks at our Distribution Center. If you receive any damaged freight, we ask that you do not refuse the shipment. Krug is not responsible for damage to goods that occurs in transit or

storage. It is the purchaser and/or receiver's responsibility to examine the goods upon receipt and to notify Krug of any damages, overages or shortages. Any discrepancies should be noted on the Bill of Lading. The delivering carrier will not accept responsibility for shortages or damages if signed "clear". Notification of concealed damage claims must be made to Krug Distribution within 5 days of delivery, along with digital pictures if available. All product and packaging must be available for inspection. Krug liability ceases after 5 business days and Krug will not be responsible for concealed damages if shipments are left unopened. Krug is not responsible for the condition of product that is stored or installed in an environment where temperature and humidity are not controlled.

Field Product Report Authorization

Krug's written authorization, in the form of an FPR number, must be obtained prior to incurring charges of any kind if Krug is expected to pay these charges. This includes authorization for returns, field repairs and replacements, post field repairs, installation and delivery charges. Krug reserves the right to have its representative inspect product related to any request for such authorizations, prior to that authorization being provided. Deductions from invoices paid for any charges to Krug, without prior written authorization in the form of an FPR, will not be accepted. Digital photographs may be required to complete the FPR process.

Returns

No merchandise may be returned without Krug's prior written consent. In the event of an authorized return, a Field Product Report (FPR) number will be issued, and a restocking charge will apply. Return transportation charges must be prepaid. Unauthorized returns will not be accepted and will be returned freight collect. All merchandise being returned must be properly packaged in its original or comparable replacement packaging to ensure protection of the product during handling and transportation. Returns on orders duplicated by the customer must be received in their original packaging to be accepted. Product being returned where Krug has authorized its liability for replacement or repair will be thoroughly inspected on its return, and the results compared to the reason for the return stated on the FPR. Any discrepancies, such as additional damage, signs of usage, missing parts, etc., will result in an adjustment to the amount of credit issued.

Custom Capabilities

Over 15% of our orders involve some type of custom work, and we invite our customers to make use of our extensive capabilities.

These include:

- 1) Dimensional customization of standard size products
- 2) Custom finishes
- 3) For larger orders, completely custom-designed products, as well as non-standard wood species can be specified.

Custom orders may require additional production lead times. Contact Engineering at the e-mail address engquotes@krug.ca.

Care and Maintenance Leather

Leather is a natural product and requires very little care during use. Most stains can be removed with a clean dry cloth. For stubborn spots and stains, use a mild non-detergent cleaner, rinse well and let air dry naturally. Do not use saddle soap, cleaning solvents, furniture polish, oils, varnish, abrasive cleaners, soaps or ammonia waters.

Fabric Upholstery

Professional upholstery cleaning is recommended.

Flammability Standards for Krug Textiles - Upholstery Program


- Passes State of California Technical Bulletin CAL 117-2013

KRUG TEXTILES - UPHOLSTERY FABRICS

Krug Textiles - Stocked Fabric Program

Grade 1

ARLO



308 MIDNIGHT



306 PETROL



908 CHARCOAL



93 SEAL



601 PEARL



84 NUTMEG



62 OATMEAL



90 LIMESTONE

FRANKLIN




47 CAMEL



3009 MIDNIGHT



67 FAWN



97 CINDER



94 METAL



909 BLACK



9004 CHARCOAL




308 PETROL



108 ORCHID

COMRADE



309 MIDNIGHT



84 TEAK



63 LINEN



24 ALPINE



905 IRON



601 SNOW



57 MARIGOLD



31 DUCK EGG

FELICITY



601 IVORY



305 SKY



603 TAUPE



93 COAL



405 HENNA



64 PUTTY



62 FAWN



36 BLUEBERRY

Krug Textiles - Stocked Fabric Program

Grade 2

GRADY



25 CAPER




31 SKY




604 FLAX



901 CHAR



93 GRAY



34 SLATE



84 TEAK



98 NICKLE


YATES




84 BIRCH




44 CLAY



87 TAUPE



25 JUNIPER



305 INDIGO



109 CRANBERRY



803 TOAST



92 ZINC



91 SILVER



908 CHARCOAL

MCCOY



608 TUNDRA



601 CREME



908 CHARCOAL



62 COPPER



108 CORDOVAN



32 ROBIN'S EGG




94 MERCURY



84 BARK

ORIS




908 DOMINO




604 BARK



601 CREAM



306 DELFT



902 ZINC



305 MIDNIGHT



64 PUTTY




205 CHARTREUSE

KRUG TEXTILES - UPHOLSTERY FABRICS


Krug Textiles - Stocked Fabric Program

Grade 3


MORITZ




205 SPEARMINT




61 OYSTER




306 CADET



104 MULBERRY



31 AEGEAN



9008 CHARCOAL



82 CLAY



304 CAPRI

LORENZO



306 INDIGO



24 ALPINE




64 LINEN



91 FLANNEL



32 MIST



601 CREAM



106 HENNA



604 STUCCO

BISCOTTI



302 CAPRI



45 SPICE



61 DESERT



91 GRANITE

INTRIGUE



601 OYSTER



27 OLIVE



4003 OCHRE



908 CHARCOAL



3009 MIDNIGHT



805 PECAN



608 STUCCO



605 STRAW

Krug Textiles - Faux Leather Program - Grade 2



Krug Textiles - Leather Program - Grade 8

Please contact Customer Service for specific information on leathers, available colors and lead times.



Krug Textiles - Cut fabric NET price per yard

Grade 1	\$22
Grade 2	\$34
Grade 3	\$46

LATEX FREE

Krug products are made with latex-free materials to prevent the allergic reaction that latex causes in some people.

CUSTOMER'S OWN MATERIAL - C.O.M.

Customer's Own Material (COM/COL)

COM/COL must be received three weeks prior to the acknowledged ship date. Orders with COM/COL not received by the required deadline will be delayed. A description of the upholstery cover, including supplier name, pattern name, upholstery cover name and color number must be included with the purchase order.

COM/COL testing requires 3 business days and samples are to be directed to Customer Service. The customer has the option of providing the sample COM/COL before, at time of order, or once the sample COM/COL is received. If the customer does not send a sample for approval in advance of sending actual material, Krug will not be responsible for the cost of any upholstery cover or other material that it determines to be unsuitable for the product or our process.

When the COM/COL upholstery cover is received at Krug, it must be clearly identified with the upholstery cover name and color, and tagged with name of the Krug customer and purchase order number. Krug will inspect all COM/COL upholstery covers when received to determine if it will be suitable for upholstery. Where Krug feels that the upholstery cover or leather specified will compromise the quality or integrity of our products, customers will be contacted to direct these concerns. Further, Krug reserves the right to refuse to accept and use any COM upholstery covers or leathers that will compromise our products in any way that is unacceptable to Krug. Krug cannot assume responsibility for the durability or tailoring quality of customer's own material.

Yardage specified in this price guide is approximate. In the case of multiple product orders, multiply the number of items by the COM yardage specified to determine upholstery cover required, unless otherwise indicated. Additional yardage may be needed if the material is less than 54" wide, or patterned or striped and requires matching. All COMs are cut "up the roll" unless otherwise stated by the customer. All striped upholstery covers will be applied vertically unless otherwise stated by the customer and after approval by Krug. Krug will not be responsible for directional or positional problems with its application of COM material, unless it has been provided with explicit instructions by the customer. Special instructions should be sent to Krug Customer Service, including a sample (or photocopy) of the upholstery cover. Krug is not responsible for instructions sent with the upholstery cover rolls, or for the method of upholstery if no instructions have been provided.


Price increases and freight charges to COM/COL acquired on the customer's behalf will be passed onto the customer.

Application of Directional Upholstery cover

Some COM upholstery covers will be considered directional by Krug even though they are not considered directional by the supplier. All COMs are automatically cut "up the roll" unless otherwise stated by the customer (please see below).



Standard-Cut
"up the roll"



Non-Standard-Cut
across the roll "railroad"

COM/COL Shipping Procedures

For seating COM/COL upholstery covers, please send upholstery covers to:

Krug Inc.
111 Ahrens Street
Kitchener, Ontario
Canada N2H 4C2

Attention: RECEIVER

COM/COL orders cannot be scheduled into production until the upholstery cover has arrived and inspection is complete.

All packages must be clearly marked

"For Customs Clearance by Willson International Custom Brokers".

According to the North American Free Trade Agreement (NAFTA), goods shipped between the United States and Canada can qualify for exemption from all duties, or for a reduction in duties, if the goods can be proven to originate in either the United States, Canada or Mexico.

Canada Customs requires that a NAFTA Certificate of Origin and a Commercial Invoice be completed and sent with the upholstery cover shipment. The Commercial Invoice must clearly state the description of the upholstery cover, the selling price, the make-up or content, and the purchaser. The absence of these two documents will delay the shipments at the U.S./Canada border, thereby potentially delaying the customer order. If the total value of the shipment is less than \$1200 U.S., Customs will accept a Low Value Statement of Origin in place of the NAFTA Certificate of Origin. The Low Value Statement must be signed by a representative of the exporting company. This statement may either be included on the commercial invoice or attached to the invoice. Krug is happy to answer any questions or concerns about COM/COL shipping procedures and the required documents.

CAL 133 & Moisture Barrier

California Technical Bulletin 133 is a flammability test for seating. Krug offers a compliance method which, in combination with non-flammable upholstery covers, may enable the products to meet certification requirements for this test. This process at the same time also provides the products with a Moisture Barrier - a treatment that helps to prevent the passage of liquids and moisture to inside of upholstered components - thereby conferring sanitary and anti-infection benefits. So when CAL 133 is specified, the product also automatically has a Moisture Barrier, and when a Moisture Barrier is specified, the product also features the compliance method and low flammability features of CAL 133.

The application of this upcharge and the compliance method does not mean that the specific configuration of product and upholstery cover are tested and officially certified as being CAL 133 compliant. If official certification is required, Krug will provide this (through an independent certified testing laboratory) at a charge of \$917 per item, plus the cost of the product to be tested. Lead time for certification testing is typically 4-8 weeks. Krug assumes no responsibility for the testing of our products in combination with upholstery covers, or for the results of any testing conducted. Some specific configurations of product and upholstery have already been tested. Please contact Customer Service for additional information.

C.O.L. Yardage

To calculate C.O.L. yardage required, please use the following conversions based on COM yardage: Leather must be ordered in square footage.

- 17 square feet in a yard
- Approx. 3 yards in a hide
- Approx. 51 square feet in a hide
- Please use grade 3 pricing for COL

Upholstery Cover Yardage Calculation

To calculate yardage required for COM and other non-standard upholstery cover orders, please contact Krug Customer Service at 1.888.578.5784. Unless otherwise stated, upholstery cover rolls are assumed to be a minimum 54" wide. Please use the guide below to calculate the percentage of extra upholstery cover required to cover large repeats. The repeat is calculated by adding both the vertical and horizontal measurements together and then referring to the chart below for extra yardage required.

		2"-14"	15"-19"	20"-27"	28"-36"
FABRIC	Plain	Repeat	Repeat	Repeat	Repeat
54	0%	10%	15%	20%	25%
53-50	16%	20%	25%	30%	35%
48	16%	25%	30%	35%	40%
45	40%	50%	55%	60%	65%
36	50%	60%	65%	70%	75%

GRADED-IN UPHOLSTERY PROGRAMS

Krug has partnered with several textile brands to grade in their offerings, designed to provide a wide range of upholstery selections for our seating products.

Upholstery pricing and availability is subject to change without notice. We grade this upholstery according to the pricing of the fabric suppliers - when their pricing changes, the Krug grade may change.

When placing an order, a Krug customer must specify the complete upholstery number, along with the appropriate Krug model number and finish. Krug will supply the complete product at the prices listed. Orders specifying graded-in upholstery cannot be cancelled once the upholstery has been ordered.

Upholstery Grades

To determine the price of a product for graded-in upholstery, use the reference lists located on Krug's website under - Products - Textiles, to view the upholstery grade (1-9). Krug is not responsible for the discontinuation of this upholstery. Please contact Customer Service for information on upholstery not listed.

When two upholstery selections are specified for use on seating, the higher grade upholstery price will apply to the order.

High Performance upholstery; Polyurethane, Vinyl or Crypton, is particularly suitable for healthcare and other intensive-use environments.

Upholstery Samples

If you require additional samples or memos for presentation, please contact fabric supplier directly.

Flammability Standards

- Tunnel Test Surface Ratings Class A rating
- Class 1 UFAC
- Passes State of California Technical Bulletin 117-Section E

Please contact fabric supplier directly for further flammability information pertaining to specific upholstery.

Special Conditions

Acknowledgments will give the estimated delivery date of the finished product. Some upholstery is imported, and availability may affect estimated delivery time. For large projects, please contact fabric supplier directly for availability of yardage.

KRUGEXPRESS PROGRAM

PROGRAM DETAILS

KrugExpress orders are ready to ship by the date acknowledged. Delivery and shipping schedules may result in actual shipping of orders at a later date. Statutory holidays and scheduled factory vacations may add to acknowledged lead times of *KrugExpress* orders. Unless otherwise specified on the order, the customer's standard method of shipping Krug products will be utilized.

Available factory capacity for *KrugExpress* is filled by orders received on a "first come, first serve" basis. If the normal *KrugExpress* lead time is not available for your order because available capacity has been filled, you will be immediately advised of the earliest available ready-to-ship date. Please consult your Customer Service representative in advance if you wish to confirm the specific lead time availability for a *KrugExpress* order.

Orders must be received by midnight of a given day for that day to be considered the official day the order is received. Order lead times are acknowledged from the date the order is received, but not including the date the order is received.

KrugExpress orders must be "clean" when received in order to be considered officially received on a given day, and lead times will be acknowledged from the date orders are determined to be "clean". Changes to *KrugExpress* orders are not allowed under any circumstances.

Orders for product on *KrugExpress* must clearly state: "*KrugExpress*".

COM and graded-in upholstery is available on Krug Express. Orders are scheduled on Krug Express, and given the best available date, when the upholstery is received at Krug. Some conditions apply.

SEATING PROGRAM

Orders for seating products on the *KrugExpress* program may be subject to quantity maximums. Please contact Krug Customer Service for more information.

Quantity maximums are dependent upon available capacity, in order to insure that we ship all orders on time.

Please note that the CAL 133 option is not available on *KrugExpress*.

JORDAN | FINISHES

WOOD FINISHES

Standard wood finishes are:

Finishes on Beech

- Appalachian Cherry
- American Cherry
- Imperial Cherry
- Light Cherry
- Medium Cherry
- Natural Cherry
- Sable Cherry
- Standard Cherry
- Light Oak
- Harvest Oak
- Mahogany
- Mellow Oak
- Espresso
- Cordovan Walnut
- Natural Walnut
- Regular Walnut
- SilverGrey on Walnut
- Dark Walnut
- Clear Beech
- Medium Anigre

Finishes on Maple

- Clear Maple
- Honey Maple
- Wheat Maple

NATURAL CHARACTERISTICS OF WOOD

Wood is a natural product with inherent color variations that will never be fully mitigated by the finishing process. Please anticipate variation in colors within a single unit, from piece to piece, and from Krug wood finish samples. If a very close match is required, a sample must be provided with the order and an upcharge will apply. Exact color matches are not possible.

Custom Wood Finishes

Add 10% list to your order for special finishes, minimum upcharge is \$600 list per finish per order. (For example, on all orders up to \$6000 list, an upcharge of \$600 will apply, on orders \$6000 and up add 10% list to your order.)

Special finish upcharges on seating products are calculated on a grade 1 value. For orders with special finishes, a sample that is a minimum 3” by 3” must be received with the order. Special finishes may add additional lead time to production schedules. Since wood is a natural product, some variations in grain, color and stain acceptance will occur. In our finishing processes, we try to minimize variations, but some variation between samples and finished goods should be anticipated.

Dual Finishes

Add 10% list per item if specifying dual finish.

Standard Wood Finishes

No upcharge will be applied when specifying a finish available as standard on one species onto maple seating and occasional tables. Clear finishes are not available on other species since they are a clear finish on top of the natural veneer color.

WOOD FINISHES TO MATCH STANDARD LAMINATES

- Willow on Beech
- Copper on Beech
- Shiraz Cherry on Beech
- Park Avenue Walnut on Beech
- Chocolate on Beech
- Nutmeg on Beech
- Portobello on Beech
- Ash on Beech
- Dune on Maple

LAMINATES

Krug’s in-stock Laminates are available in 17 different laminate selections. Please note that 4 of the colors (Gingerbread, Portobello, Ash and Willow) have textured finishes and may not be appropriate for use in patient areas due to infection control concerns. Minimum order quantities and extended lead times may apply for exotic laminate colors, please check with customer service. Polymer Edge will be selected to match the worksurface. Krug’s previous laminate in-stock program will be phased out as in-stock supply depletes. Please contact customer service for availability.

IN-STOCK LAMINATES

Wood Grain Laminates	High Pressure Laminate Supplier	Textured Wood Grain Laminates	High Pressure Laminate Supplier
Champagne	Tafisa T492CR	Gingerbread	Tafisa T556UR
Hardrock Maple	Formica 86992-58	Portobello	Tafisa T557UR
Dune	Tafisa T491CR	Ash	Tafisa T535AT
Copper	Tafisa T521CR	Willow	Tafisa T543AT
Shiraz Cherry	Tafisa T472CR	Solid Laminates	
Park Avenue Walnut	Wilsonart 7984-38	Designer White	Wilsonart D354-60
Chocolate	Tafisa T498CR	Platinum	Tafisa T202CR
Nutmeg	Tafisa T477CR	Earth	Tafisa T767CR
Dark Walnut	Tafisa T469CR	Charcoal	Tafisa T228CR

PHASE OUT LAMINATES








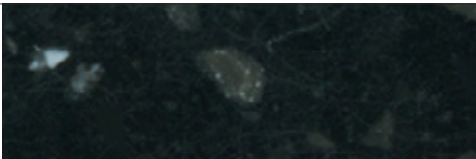
Almond - Black- Shadows - Edgewood Sycamore - Gunstock Walnut

Non-Stocked Laminates

For specific lead time and application questions, please contact Krug Customer Service for your requirement. Upcharges will be applicable for non-stocked laminates, depending on their cost. Non-stock laminates may require a minimum order quantity, please contact customer service. Stocked polymer edges only can be specified for use with non-stocked laminates or tops will be self-edged.

SOLID SURFACE PROGRAM

The Solid Surface option provides an enhanced durability, protection and cleanability. It is available in 8 standard colors and is replaceable if it becomes damaged or degraded. See individual products for list upcharge chart.

GROUP GRADE A - WHITE		
	Glacier White	Cameo White
GROUP GRADE A - COLOR		
	Bisque	Linen
GROUP GRADE B		
	Antarctica	Savannah
GROUP GRADE C		
	Dove	Deep Night Sky

URETHANE COLOR OPTIONS

		
Taupe	Grey	Black



All products are air emissions certified and are available as FSC® certified

krug

solutions@krug.ca | www.krug.ca | 1.888.578.KRUG