

JORDAN
Price and Specification Guide
GSA
GS-03F-084DA



TERMS & CONDITIONS | INFORMATION FOR ORDERING ACTIVITIES

General Services Administration Federal Supply Schedule

FSC Groups 7110, 7125
Subcategory: Furniture
CONTRACT NUMBER: GS-03F-084DA
CONTRACT PERIOD: April 1, 2016 through March 31, 2026
CONTRACTOR/ ADMINISTRATOR: Mira Jaksic-Husic
Krug Inc.
421 Manitou Drive
Kitchener, Ontario, Canada
Tel: 1-800-265-2796
Fax: 1-800-265-2798

1. List of Special Item Numbers on Contract

33721P Packaged Office Furniture w Ancillary Installation Services
33721 Office Furniture w Ancillary Installation Services
339113H Healthcare Furniture w Ancillary Installation Services
OLM Order Level Materials

2. SPECIAL ITEM NUMBER	MAXIMUM ORDER
33721P	\$5,000,000
33721	\$250,000
339113H	\$500,000
OLM	\$250,000

3. SPECIAL ITEM NUMBER	MINIMUM ORDER
33721P	\$100.00
33721	\$100.00
339113H	\$100.00
OLM	NA

4. Geographic Coverage

48 contiguous States and Washington, DC

5. Point of Production

Krug Inc.
421 Manitou Drive
Kitchener, Ontario, CANADA
N2C 15L

6. Discount from List Prices

33721P Package Office Furniture Krug Product Discounts As Below
GSA Teaming Partner Products at their
Approved GSA Discount Terms. Krug
Installation Charge 12.75% of Net Order
(Max.). No Charge for Project Mgt Services.

33721 Office Furniture	
Executive Office Furniture	56.6%
Executive Conference Furniture	56.6%
Tables and Accessories	56.6%
Fully Upholstered Lounge Furniture	56.6%
Multiple Seating	56.6%
Multi-Purpose Seating	56.6%
Stacking Chairs	56.6%
Installation Ancillary to these products	12.75% Charge of Net Order (Max.)

339113H Healthcare Furniture	
Hospital Patient Room Furniture	56.6%
Hospital Geriatric Chairs & Lounge Seating	56.6%
Patient Service Systems	56.6%
Installation Ancillary to these products	12.75% Charge of Net Order (Max.)

7. Quantity Discounts (off Net pricing)

Multiple Seating, Multipurpose Seating, Stacking
Chairs

25,001 – 50,000	1%
50,001 – 100,000	2%
100,001 – 150,000	3%
150,001 – 250,000	4%

Lounge Seating, Tables & Accessories

25,000 – 50,000	1%
50,001 – 75,000	2%
75,001 – 100,000	3%
100,001 – 180,000	4%
180,001 – 200,000	5%
200,001 – 250,000	6%

Hosp/Geriatric Chairs and Lounge, Patient Room
Furniture, Patient Service Systems

\$100,000 - \$200,000	1%
\$200,000.01 - \$300,000	1.5%
\$300,000.01 - \$400,000	2%
\$400,000.01 - \$500,000	2.5%

Quantity Discounts for Executive Office and
Executive Conference are no longer applicable
based on the MAS Consolidation revisions to
Maximum Order Limits.

8. Prompt Payment Terms

Net 30 Days

9. Visa and MasterCard are accepted above and below the micro-purchase threshold.

NOTE: No additional discount will be offered on
orders placed using credit cards.

10. Foreign Items

All items manufactured in Canada.

11a. Time of Delivery

60-90 Days ARO for all items.

11b. Expedited Delivery

Please contract Krug GSA Customer Service for
information on Expedited Delivery/Krug Express
Program. 1-800-265-2796

11c. Overnight & 2 day Delivery

N/A

11d. Urgent Requirements

Please contact Krug for urgent requirements.

12. F.O.B. Point

Destination

13. Payment Address

Same as above

TERMS & CONDITIONS | INFORMATION FOR ORDERING ACTIVITIES

14. Warranty

For commercial products, Krug warrants the construction and the finish of all our products to be free from defects in materials and workmanship for a period of 10 years from the date of purchase. For Krug Healthcare products (as outlined in the US Healthcare price and specification Guide dated March 1, 2019), Krug warrants the construction and finish of all Healthcare products to be free from defects in materials and workmanship for the lifetime of their use. This warranty is applicable to products in use by their original purchaser. This warranty does not apply to components not manufactured by Krug including textiles, which are subject to the specific warranties of those manufacturers, if any. Textiles (fabric, leather, vinyl, or any other covering material) suppliers do not guarantee their products for durability and color fastness, and nor does Krug.

Casters, mechanical and electrical components have a warranty of five years from the date of purchase. The Krug warranty does not apply to COM-specified materials, damage caused by a carrier other than Krug, or variation in wood finishes due to natural wood color variation. Krug cannot be held responsible for variations in fabric dye lots from order to order. All fabric is carefully inspected when it is received, but a degree of variation in color should be expected. Repairs or replacement of any defect covered under this warranty by Krug will be made, at our option and method, at no charge to the original purchaser during the warranty period. Krug's judgement is final and binding with respect to the nature or cause of defects or damage, and the necessity or manner of repair or replacement.

This warranty does not apply to defects or damage resulting from:

- normal wear and tear occurring with the use of the product
- negligence, misuse, excessive use, alteration, improper cleaning or repair
- substitution or use of incorrect or unauthorized components or material
- handling or installation that is incorrect, or that causes damage or defect
- damage incurred by a freight carrier other than Krug
- wearing of finishes and fabrics, and normal variations in materials (including dye lot variations)
- properties of natural materials, including wood and leather
- exposure to environments with uncontrolled temperature and humidity (products must be transported, stored and used in climate controlled conditions)

Note, specific warranties for components and materials not manufactured by Krug: Height Adjustable Mechanism Warranty Krug warrants to the original consumer purchaser its Height Adjustable Mechanism that it will be free from defects in material and workmanship. This limited warranty covers material and manufacturing defects, which cause a non-conformance in the function of a table base and is limited to the following products and warranty term determined from their dates of purchase: a) Electronic components such as control boxes, hand switches and motors – two (2) years b) Mechanical components such as crank drives, spindles – five (5) years c) Structural components such as J-channels, feet and top supports – ten (10) years. The start of the warranty period is the documented date of your purchase of the product. The warranty herein is made to and for the benefit of the original consumer purchaser of the product and is non-transferable. If you discover a defect in material or workmanship during the warranty period, and Krug agrees that the defect exists, Krug will, at its option, repair or replace the Product at no charge to you, provided it is returned during the warranty period. In the unlikely event that your product should require repair or replacement during the warranty period, please contact Krug to obtain warranty service. The warranty period on replacement products is the remainder of the warranty on the original product or 30 days, whichever is longer.

Jordan Sleepers Heavy-Duty Mechanism, made with heavy gauge steel and minimal moving parts - is backed by a 5-year warranty on the mechanism itself, in addition to the lifetime warranty on the rest of the product. If it does become damaged or degraded, the mechanism can be field-replaced. Juno and Trevisa Overbed Tables have a 2-year warranty.

15. Export Packing Charges

Quoted upon request

16. Terms and Conditions of Government Commercial Credit Card

ACCEPTANCE: KRUG will accept the government commercial credit card but will not Offer any additional discount for orders placed using the credit card

17. Term and Conditions of Rental Maintenance and Repair.

N/A

18. Term and Conditions of Installation

N/A

19. Term and Conditions of Repair

N/A

20a. Term and Conditions for any other services

N/A

20. Service and Distribution points

Call contractor

21. Participating Dealers

Call contractor

22. Preventative Maintenance

N/A

23. Environmental Attributes

Krug maintains a program to reduce the impact on the environment of our products and operations.

24. Data Universal Number System (DUNS) number

251476669

25. Notification regarding registration in SAM.

Krug Inc.'s registration in SAM is current, accurate and valid.

26 Cage Code: 37310

JORDAN | TABLE OF CONTENTS

i TERMS & CONDITIONS

JORDAN | GUEST BACK

- 2 Jordan LEED Credit Summary
- 3 Jordan Features
- 4 Jordan Options
- 5 Jordan Dimensions & COM Requirements
- 6 Jordan Guest Pricing
- 8 Jordan Replacement Components

JORDAN | PATIENT BACK

- 10 Jordan LEED Credit Summary
- 11 Jordan Dimensions, COM Requirements & Option Upcharges
- 12 Jordan Patient Pricing
- 14 Jordan Replacement Components

JORDAN | MULTIPLE GUEST & PATIENT SEATING

- 16 Jordan Multiple Seating Instructions
- 18 Jordan Dimensions & COM Requirements Pre-Configured Units
- 19 Jordan Multiple Seating Pre-Configured Units Pricing
- 21 Jordan Dimensions & COM Requirements Start, Center & End
- 22 Jordan Multiple Seating Start, Center & End Units Pricing
- 27 Jordan Freespan Dimensions & COM Requirements
- 28 Jordan Freespan Multiple Seating Pricing

JORDAN | EASY ACCESS SEATING

- 32 Jordan LEED Credit Summary
- 33 Jordan Dimensions, COM Requirements & Option Upcharges
- 34 Jordan Easy Access Chair Pricing

JORDAN | LOUNGE

- 35 Jordan LEED Credit Summary
- 36 Jordan Dimensions, COM Requirements & Option Upcharges
- 37 Jordan Lounge Features & Options
- 38 Jordan Lounge Pricing

JORDAN | BENCHES

- 40 Jordan LEED Credit Summary
- 41 Jordan Dimensions, COM Requirements & Option Upcharges
- 42 Jordan Benches Pricing

JORDAN | ACTIVE PATIENT RECLINER

- 43 Jordan Active Patient Recliner LEED Credit Summary
- 44 Jordan Active Patient Recliner Dimensions, COM Requirements & Option Upcharges
- 44 Jordan Active Patient Recliner Features
- 45 Jordan Active Patient Recliner Options
- 46 Jordan Active Patient Recliner Pricing

JORDAN | 3-POSITION RECLINER

- 49 Jordan 3-Position Recliner LEED Credit Summary
- 50 Jordan 3-Position Recliner Dimensions, COM Requirements
- 50 Jordan 3-Position Recliner Features & Options
- 52 Jordan 3-Position Recliner Pricing

JORDAN | RECLINER PLUS

- 57 Jordan Recliner Plus Dimensions, COM Requirements
- 57 Jordan Recliner Plus Features & Options
- 59 Jordan Recliner Plus Pricing

JORDAN | SLEEP RECLINER

- 62 Jordan Sleep Recliner Dimensions, COM Requirements
- 62 Jordan Sleep Recliner Features & Options
- 64 Jordan Sleep Recliner Pricing

JORDAN | GLIDER

- 68 Jordan Glider LEED Credit Summary
- 69 Jordan Glider Dimensions, COM Requirements & Option Upcharges
- 70 Jordan Glider Features & Options
- 71 Jordan Recliner Pricing

JORDAN | LOUNGE SLEEPERS

- 72 Jordan Lounge Sleeper LEED Credit Summary
- 73 Jordan Lounge Sleeper Dimensions, COM Requirements & Option Upcharges
- 74 Jordan Lounge Sleeper Features & Options
- 76 Jordan Lounge Sleeper Pricing

JORDAN | TABLES

- 82 Jordan LEED Credit Summary
- 83 Jordan Linking Tables
- 84 Jordan Free Standing Tables

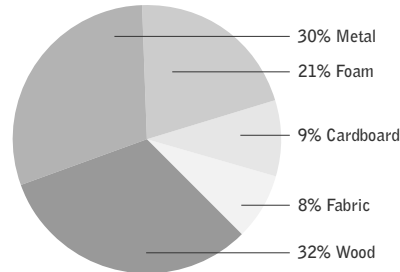
GENERAL INFORMATION

- 85 Terms & Conditions
- 85 Warranty
- 87 KRUG Textiles - Upholstery Fabrics
- 89 KRUG Textiles - Leather & Faux Leather
- 91 Customer's Own Material (COM/COL)
- 91 CAL 133 & Moisture Barrier
- 92 Graded-In Upholstery Programs
- 92 *KRUGEXPRESS* Program
- 93 Wood Finishes
- 93 Standard Laminates
- 94 Solid Surface Program
- 94 Urethane Color Options

LEED CI CREDITS



MATERIAL CONTENT:



PRE-CONSUMER

RECYCLED CONTENT = 6.0%

POST-CONSUMER

RECYCLED CONTENT = 14.9%

CONTRIBUTES TO		
CREDIT 2.1 - 2.2	Construction Waste Management	1-2 point(s)
CREDIT 3.3	Resource Reuse	1 point
CREDIT 4.1	Recycled Content	1 point
CREDIT 4.5	Low Emitting Materials, Systems & Seating	1 point
CREDIT 5.1	Regional Materials*	1 point
CREDIT 7	Certified Wood (MUST BE REQUESTED)	1 point(s)

*This credit is only applicable if in total 20% of the combined value of the procurement of construction materials and in the furniture are manufactured within a radius of 500 miles. This credit will apply if the installation of the finished product occurs within 500 miles of Kitchener, Ontario.

level® CERTIFICATION, AIR EMISSIONS AND FSC® CERTIFICATION



level® CERTIFICATION

BIFMA's e3 Furniture Sustainability Standard is a voluntary, multi-attribute standard that measures the degree of sustainability of furniture. This standard evaluates product and company environmental attributes and compliance systems in a wide range of elements which include Materials, Energy & Atmosphere, Human & Ecosystem Health and Social Responsibility. Jordan products have earned level®, BIFMA's sustainability certification program for furniture, certification through third-party verification against the e3 standard.

AIR-EMISSIONS

All Jordan products are supplied with air-emissions certified. Contact customer service for information.




FSC®

In 2005, Krug received Forest Stewardship Council® (FSC®) Chain-of-Custody certification for our manufacturing facilities. The FSC® Chain-of-Custody tracks certified wood from seedling to final sale. It verifies that the material for our FSC® certified products only come from well-managed, FSC®-certified forests and other controlled sources. FSC® is dedicated to the promotion of responsible forest management worldwide helping to take care of forests for future generations. Jordan and other Krug products can be specified with FSC® Certification. Contact customer service for further information, pricing and lead times.



Architects, designers, and building professionals can specify FSC®-certified products in order to achieve a point from the U.S. Green Building Council's Leadership in Energy and Environmental Design (LEED) Rating System.

JORDAN | GUEST - PATIENT, MULTIPLE & EASY ACCESS FEATURES



CLEAN OUT

All Jordan seating models have a built-in clean out feature: a space at the back of the seat that allows dirt, debris and liquid to fall to the floor for easy clean up and maintenance - designed so that it does not detract from the comfort or appearance of the product.



STEEL SEAT FRAME

The structural seat frame is made from welded steel with a powder-coated finish that allows Jordan to well exceed ANSI/BIFMA standards.



FLEX BACK

The ergonomically designed back has been designed with a slight flexing action, to enhance the level of long-term sitting comfort, and provide greater ease of egress.



WALL SAVER

The angle of the back and the rear legs are designed to keep the back away from the wall, to prevent wear and damage to both the chairs and to the walls of the facility.



URETHANE ARM CAP

The optional arm cap provides enhanced durability and protection for the arms. This is field replaceable if this becomes damaged or degraded and is available in three colors; Black, Grey and Taupe.

METAL TO METAL CONNECTIONS

Steel seat frames are joined to other components, and to each other in the multiple seating products, with hardened steel bolts and inserts, ensuring exceptional durability and strength, and easy reconfigurability, as well as on-site replacement of damaged or degraded components.

WEIGHT CAPACITIES

Jordan weight capacities are as follows:
Guest & Patient Chairs (21" & 24") - 500 lbs
Plus Chairs (30" & 44") - 750 lbs
Easy Access Chairs - 350 lbs
Multiple Seating & Pre-configured - 500 lbs per seat
2-Seat Freespan - 525 lbs per unit
3-Seat Freespan - 750 lbs per unit
21" & 24" Bench - 350 lbs
30" Bench - 750 lbs
48" Bench - 525 lbs per unit
72" Bench - 750 lbs per unit

FINISH DURABILITY

The Krug Enduraguard finish, a proprietary catalyzed varnish formulation, has been repeatedly shown, through independent laboratory testing, to be the industry leader in durability and abrasion resistance. The Krug finish looks better longer than competitors, and is uniquely suited to the demands of healthcare environments.

LATEX FREE

Krug products are made with latex-free materials to prevent the allergic reaction that latex causes in some people.

REPLACEABLE COMPONENTS

Jordan chairs are uniquely designed to allow virtually all major components to be field replaced, providing a very cost effective means to significantly extend the life of the product. Seats, backs, frames are field replaceable. Pricing and model numbers can be viewed online at www.krug.ca.

EASY ACCESS ADJUSTABLE GLIDES

With the larger footprint of this chair and critical importance of stability of the user, we have included adjustable glides on the front legs - this allows the Easy Access chair to be perfectly leveled to any floor for maximum safety and stability.

CUSTOM CAPABILITIES

Modifications in dimension, seat and back shape or thickness, and other modifications are possible with Krug's capability to customize for specific requirements and needs. We can also provide custom finishes.

ADDITIONAL FEATURES

- Lifetime warranty
- air-emissions Certified
- Spring seat construction, providing exceptional comfort and longer life for seat foam.
- Mortise and tenon frame construction, for optimal strength in wood joinery.
- Jordan sets a new standard for comfort and ergonomics in healthcare seating. Designed for ergonomically- correct posture and long-term sitting comfort, with contoured back and seat molds. Multi-density foam, provides lumbar, thoracic and pelvic support, while encouraging a healthy sitting posture.
- Large, rounded arms provide support for safe and easy ingress and egress.
- Certified to meet CTB 133/ ASTM E 1537 with appropriate fabrics

PLUS UPGRADE

Jordan 30" and 44" models feature Plus Upgrade. Plus Upgraded seating has been engineered to support higher weight capacities, accommodating a wider variety of users.

JORDAN | GUEST - PATIENT, MULTIPLE & EASY ACCESS OPTIONS



KINETIC BACK OPTION

This optional feature provides the chair back with a very pleasant and comfortable rocking motion, which can significantly enhance long-term sitting for patients and guests alike. The durable spring-loaded mechanism provides a range of motion of 20 degrees, and can be field-installed or replaced. It's available on any Jordan/Solis chair back - Guest, Patient and Multiple Seating - with the exception of the 30" and 44" sizes.



SOLID SURFACE ARM CAP

The optional Solid Surface Arm Cap provides enhanced durability, protection and cleanability for the arms.

This is field replaceable if this becomes damaged or degraded and is available in 8 standard colors. See [Page 94](#) for color selection.

CLEANABLE UNDER-SEAT SPLASHGUARD

All Jordan seating models are available with a plastic moisture barrier that covers and encloses the underside of the seat (while still allowing air transfer and ventilation in and out of the seat cushion). The Splashguard significantly enhances the germ resistance properties of the product, by enclosing the part of the chair that can be most susceptible to infection-causing pathogens. The Splashguard is a smooth, easy to clean surface, either while on the chair or when removed, and is also field replaceable.

GANGING

All Jordan freestanding chairs can be ganged using a ganging bracket. The powder coated metal bracket is fastened to the inside face of each side frame.

MOISTURE BARRIER & CAL 133

California Technical Bulletin 133 is a flammability test for seating. Krug offers a compliance method, in combination with non-flammable upholstery covers, may enable products to meet certification requirements for this test. This process at the same time also provides the products with a Moisture Barrier - a treatment that helps to prevent the passage of liquids and moisture to inside of the upholstered components - thereby conferring sanitary and anti-infection benefits. So when CAL 133 is specified, the product also automatically has a Moisture Barrier, and when a Moisture Barrier is specified, the product also features the compliance method and low flammability features of CAL 133.

The application of this up-charge and the compliance method does not mean that the specific configuration of product and upholstery cover are tested and officially certified as being CAL133 compliant. If the official certification is required, Krug will provide this (through an independent certified testing laboratory) at a charge of \$874 per item, plus the cost of the product to be tested. Lead time for certification testing is typically 4-8 weeks. Krug assumes no responsibility for the testing of our products in combination with upholstery covers, or for the results of any testing conducted. Some specific configurations of products and upholstery have already been tested. Please contact Customer Service for additional information.

REMOVABLE COVER OPTION

Jordan chairs (all sizes) are available with removeable seat and back covers. Replacement seat and back covers can be quickly installed on Jordan products that were originally ordered with the Removeable Cover option. Replacement seat and back covers can also be installed on Jordan products that were not originally ordered with the removeable cover option, with some simple staple removal on the original seats and backs.

COMBINATION UPHOLSTERY OPTIONS

When combination upholstery is specified with fabric of the same grade or COM, an upcharge for dual fabrics is **\$32 list** per unit and **\$61 list** per unit for three fabrics will be applied. When graded in combination upholstery is selected, use the highest grade upholstery selected or to obtain a quote for blended grading contact Customer Service (please provide the fabrics specified and location of where each fabric is to be applied on the product).

JORDAN | GUEST - DIMENSIONS & COM REQUIREMENTS

DIMENSIONS & COM REQUIREMENTS

	Overall Width	Overall Depth	Overall Height	Seat Height	Height of Arms from Floor	Width Between Arms	Seat Depth	Shipping Weight	Cube
21" Seat	25	27	34.25	18.5	26	20.5	19	42	14
24" Seat	28	27	34.25	18.5	26	23.5	19	46	19
30" Seat	34	27	34.25	18.5	26	29.5	19	52	20
44" Seat	48	27	34.25	18.5	26	43.5	19	69	28

COM- YARDAGE REQUIREMENTS

	COM Yardage Seat & Back	COM Yardage Seats Only	COM Yardage Back Only	COM Yardage Closed Arm Panel
21" & 24" - One Chair	1.6	0.9	1.4	0.9
21" & 24" - Two Chairs	3.2	1.3	2.8	1.35
21" & 24" - Three Chairs	4.8	2.2	4.2	1.8
21" & 24" - Four Chairs	6.4	2.6	5.6	2.7
30" & 44" - One Chair	2.7	0.9	1.6	0.9
30" & 44" - Two Chairs	5.4	1.8	3.2	1.35
30" & 44" - Three Chairs	8.1	2.7	4.8	1.8
30" & 44" - Four Chairs	10.8	3.6	6.4	2.7

Note: Some vinyls, leathers & upholsteries are not suitable for application on Jordan seating.

The approval process is as follows:

1. A sample of the COM must be provided to Krug Customer Service prior to or at the time of order.
For Maharam or Momentum, Krug will obtain the fabric sample.
2. The sample will be reviewed and the customer advised if the fabric is unsuitable.
3. The COM fabric or leather will be inspected when received at the factory, to identify any further concerns with its suitability.

JORDAN | GUEST & GUEST PLUS



Jordan Guest Option Upcharges	\$ List		\$ List
CAL 133 & Moisture Barrier (per yard)	61	Solid Surface Arm Cap (per pair) - Gr A White	431
Guest chair - Removable Seat Covers	86	Solid Surface Arm Cap (per pair) - Gr A Color	437
21" & 24" - Removeable Back Covers	56	Solid Surface Arm Cap (per pair) - Gr B	459
30" & 44" - Removable Back Covers	86	Solid Surface Arm Cap (per pair) - Gr C	483
21" & 24" Cleanable Under-seat Splashguard	39	Kinetic Back option (not available for 30" & 44")	115
30" Cleanable Under-seat Splashguard	46	Ganging Bracket	56
44" Cleanable Under-seat Splashguard	61	Combination Upholstery - Dual Fabrics	32
Non-Marring Glide	36	Combination Upholstery - Three Fabrics	61

WEIGHT CAPACITIES






Jordan weight capacities are as follows:

Guest Chairs (21" & 24") - 500 lbs
Guest Plus Chairs (30" & 44") - 750 lbs

FEATURES:

For a complete list of features see [Page 3](#).

JORDAN | GUEST

DESCRIPTION/MODEL	Species	COM		COL	FABRIC GRADES				LEATHER	
		1	2		4	5	6	7	8	9
	21" Open Arm									
	JOR2-G21OPS	Beech	1115 1198	1279	1397	1527	1654	1791	1945	2219
	JOR2-G21OPS	Maple	1198 1279	1362	1481	1618	1765	1909	2044	2319
	21" Open Arm Urethane Cap									
	JOR2-G21OPU	Beech	1248 1330	1412	1533	1660	1789	1923	2079	2353
	JOR2-G21OPU	Maple	1330 1412	1494	1613	1750	1896	2042	2177	2452
	21" Closed Arm									
	JOR2-G21CLS	Beech	1231 1313	1395	1514	1642	1769	1907	2062	2336
	JOR2-G21CLS	Maple	1313 1395	1480	1597	1733	1880	2028	2161	2436
	21" Closed Arm Urethane Cap									
	JOR2-G21CLU	Beech	1363 1446	1528	1648	1775	1902	2039	2195	2468
	JOR2-G21CLU	Maple	1446 1528	1611	1730	1866	2012	2159	2296	2569
	24" Open Arm									
	JOR2-G24OPS	Beech	1144 1224	1308	1424	1555	1681	1819	1972	2247
	JOR2-G24OPS	Maple	1234 1315	1397	1517	1654	1798	1945	2084	2355
	24" Open Arm Urethane Cap									
	JOR2-G24OPU	Beech	1277 1356	1440	1559	1687	1815	1951	2106	2379
	JOR2-G24OPU	Maple	1366 1449	1533	1649	1789	1934	2079	2216	2488
	24" Closed Arm									
	JOR2-G24CLS	Beech	1258 1341	1423	1541	1669	1796	1935	2089	2363
	JOR2-G24CLS	Maple	1350 1432	1514	1633	1769	1916	2062	2199	2472
	24" Closed Arm Urethane Cap									
	JOR2-G24CLU	Beech	1392 1474	1557	1673	1802	1930	2067	2221	2496
	JOR2-G24CLU	Maple	1484 1564	1648	1766	1902	2046	2195	2332	2606
	30" Open Arm									
	JOR2-G30OPS	Beech	1489 1635	1765	1984	2202	2420	2640	2860	3206
	JOR2-G30OPS	Maple	1599 1747	1893	2110	2331	2546	2768	2986	3333
	30" Open Arm Urethane Cap									
	JOR2-G30OPU	Beech	1622 1768	1896	2115	2335	2555	2773	2992	3339
	JOR2-G30OPU	Maple	1732 1878	2025	2243	2463	2683	2899	3119	3466




Jordan Guest Option Upcharges**\$ List****\$ List**

CAL 133 & Moisture Barrier (per yard)	61	Solid Surface Arm Cap (per pair) - Gr A White	431
Guest chair - Removable Seat Covers	86	Solid Surface Arm Cap (per pair) - Gr A Color	437
21" & 24" - Removeable Back Covers	56	Solid Surface Arm Cap (per pair) - Gr B	459
30" & 44" - Removable Back Covers	86	Solid Surface Arm Cap (per pair) - Gr C	483
21" & 24" Cleanable Under-seat Splashguard	39	Kinetic Back option (not available for 30" & 44")	115
30" Cleanable Under-seat Splashguard	46	Ganging Bracket	56
44" Cleanable Under-seat Splashguard	61	Combination Upholstery - Dual Fabrics	32
Non-Marring Glide	36	Combination Upholstery - Three Fabrics	61

PRODUCT CODE KEY

Line	Series	Chair Type	Size	Arm Type	
JOR	2	G	21	OPS	CLS
Jordan	Chair	Guest Seating		Open Arm	Closed Arm
			24	OPU	CLU
				Open Arm	Closed Arm
				Urethane Arm Cap	Urethane Arm Cap
			30	OSC	CSC
				Open Arm	Closed Arm
				Solid Surface	Solid Surface
			44	Arm Cap	Arm Cap

JORDAN | GUEST




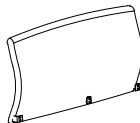
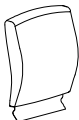
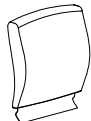
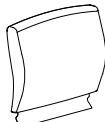





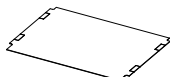
DESCRIPTION/MODEL		Species	COM		COL		FABRIC GRADES		LEATHER		
			1	2	3	4	5	6	7	8	9
	30" Closed Arm										
	JOR2-G30CLS	Beech	1606	1752	1880	2100	2318	2538	2756	2978	3322
	JOR2-G30CLS	Maple	1717	1862	2008	2226	2445	2665	2884	3104	3450
	30" Closed Arm Urethane Cap										
	JOR2-G30CLU	Beech	1737	1885	2012	2232	2449	2671	2888	3110	3455
	JOR2-G30CLU	Maple	1849	1993	2140	2361	2579	2797	3015	3236	3582
	44" Open Arm										
	JOR2-G44OPS	Beech	1781	1964	2118	2375	2640	2904	3169	3434	3845
	JOR2-G44OPS	Maple	1917	2101	2265	2531	2795	3059	3323	3580	3999
	44" Open Arm Urethane Cap										
	JOR2-G44OPU	Beech	1915	2097	2250	2509	2773	3036	3303	3565	3979
	JOR2-G44OPU	Maple	2053	2234	2398	2661	2927	3193	3456	3711	4131
	44" Closed Arm										
	JOR2-G44CLS	Beech	1897	2081	2235	2490	2756	3019	3285	3550	3960
	JOR2-G44CLS	Maple	2034	2217	2381	2646	2911	3175	3438	3696	4114
	44" Closed Arm Urethane Cap										
	JOR2-G44CLU	Beech	2031	2214	2368	2623	2888	3155	3419	3682	4092
	JOR2-G44CLU	Maple	2166	2348	2513	2780	3042	3307	3574	3829	4247

Jordan Guest Option Upcharges		\$ List		\$ List	
CAL 133 & Moisture Barrier (per yard)		61		Solid Surface Arm Cap (per pair) - Gr A White	431
Guest chair - Removable Seat Covers		86		Solid Surface Arm Cap (per pair) - Gr A Color	437
21" & 24" - Removeable Back Covers		56		Solid Surface Arm Cap (per pair) - Gr B	459
30" & 44" - Removeable Back Covers		86		Solid Surface Arm Cap (per pair) - Gr C	483
21" & 24" Cleanable Under-seat Splashguard		39		Kinetic Back option (not available for 30" & 44")	115
30" Cleanable Under-seat Splashguard		46		Ganging Bracket	56
44" Cleanable Under-seat Splashguard		61		Combination Upholstery - Dual Fabrics	32
Non-Marring Glide		36		Combination Upholstery - Three Fabrics	61






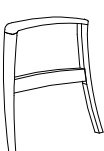


PRODUCT CODE KEY

Line	Series	Chair Type	Size	Arm Type	
JOR	2	G	21	OPS	CLS
Jordan	Chair	Guest Seating		Open Arm	Closed Arm
			24	OPU	CLU
				Open Arm	Closed Arm
				Urethane Arm Cap	Urethane Arm Cap
			30	OSC	CSC
				Open Arm	Closed Arm
				Solid Surface	Solid Surface
				Arm Cap	Arm Cap
			44		

JORDAN | REPLACEMENT COMPONENTS

DESCRIPTION/MODEL	COM 1	COL 2	3	FABRIC GRADES			LEATHER			9	Yds	Weight	Cube
 21" Replacement Guest Upholstered Backs JOR2-RBG21	404	444	485	540	604	660	724	804	885	1.4	14	2.7	
 24" Replacement Guest Upholstered Backs JOR2-RBG24	417	458	497	555	617	674	738	817	897	1.4	15	2.7	
 30" Replacement Guest Upholstered Backs JOR2-RBG30	493	540	585	648	733	787	861	952	1042	1.6	19	3.4	
 44" Replacement Guest Upholstered Backs JOR2-RBG44	621	668	714	778	850	915	988	1080	1170	2.25	28	4.8	
 21" Replacement Guest Upholstered Back Covers JOR2-RBCG21	174	214	255	311	373	431	493	574	655	1.5	2	.8	
 24" Replacement Guest Upholstered Back Covers JOR2-RBCG24	177	217	257	313	376	433	496	577	657	1.5	2.3	.8	
 30" Replacement Guest Upholstered Back Covers JOR2-RBCG30	185	232	277	342	414	478	553	642	733	1.6	2.6	.8	
 44" Replacement Guest Upholstered Back Covers JOR2-RBCG44	194	241	285	348	422	487	611	653	743	2.25	3.5	.8	
 21" Replacement Guest Seat JOR2-RS21	376	397	423	459	499	536	578	630	681	.9	9	2.7	
 24" Replacement Guest Seat JOR2-RS24	391	417	443	479	519	557	598	648	700	.9	10	2.7	
 30" Replacement Guest Seat JOR2-RS30	479	512	542	586	636	681	731	794	856	.9	12	3.4	
 44" Replacement Guest Seat JOR2-RS44	632	662	695	738	788	832	884	945	1009	.9	14	4.8	
 Replacement Splash Guard JOR2-RSG21	86											1	.3
JOR2-RSG24	105											2	.4
JOR2-RSG30	147											3	.5
JOR2-RSG44	159											4	.6

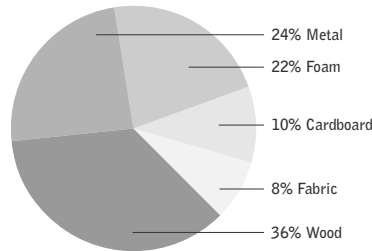
JORDAN | REPLACEMENT COMPONENTS

DESCRIPTION/MODEL	COM	COL	FABRIC GRADES				LEATHER		Yds	Weight	Cube
	1	2	3	4	5	6	7	8			
	21" Replacement Seat Cover										
	JOR2-RSC21	75	148174208	249	287	328	379		4311.0	1.6	.8
	24" Replacement Guest Seat Cover										
	JOR2-RSC24	79	152178213	255	290	331	384		4341.0	1.7	.8
	30" Replacement Seat Cover										
	JOR2-RSC30	138	171202246	296	341	390	455		5161.0	2	.8
	44" Replacement Seat Cover										
	SOL2-RSC44	142	175206249	300	344	394	458		5191.0	2.5	.8
	Replacement Closed Arm Panel										
	JOR2-RCA	208	221234253	273	291	312	338		3880.9	6.0	.8
	Replacement Side Frame - Start - Beech										
	JOR2-RSFS	252								7.5	1.4
	Replacement Side Frame - Start - Maple										
	JOR2-RSFS	313								7.5	1.4
	Replacement Side Frame - End - Beech										
	JOR2-RSFE	252								7.5	1.4
	Replacement Side Frame - End - Maple										
	JOR2-RSFE	313								7.5	1.4
	Replacement Center Frame - Start - Beech										
	JOR2-RSFC	252								7.5	1.4
	Replacement Side Frame with Urethane Cap - Start - Beech										
	JOR2-RSFSAC	294								7.5	1.4
	Replacement Side Frame with Urethane Cap - Start - Maple										
	JOR2-RSFSAC	355								7.5	1.4
	Replacement Side Frame with Urethane Cap - End - Beech										
	JOR2-RSFEAC	294								7.5	1.4
	Replacement Side Frame with Urethane Cap - End - Maple										
	JOR2-RSFEAC	355								7.5	1.4
	Replacement Center Frame with Urethane Cap - Start - Beech										
	JOR2-RSFCAC	294								7.5	1.4
	Replacement Center Frame with Urethane Cap - Start - Maple										
	JOR2-RSFCAC	355								7.5	1.4
	Replacement Arm Cap - Urethane										
	JOR2-RUA	68								1.5	.2
			Grade	Grade							
			A- White	A- Color							
	Replacement Arm Cap-Solid Surface										
	JOR2-RACSS		227	229	239	252			2	.2	

LEED CI CREDITS



MATERIAL CONTENT:



PRE-CONSUMER

RECYCLED CONTENT = 5.9%

POST-CONSUMER

RECYCLED CONTENT = 14.8%

	CONTRIBUTES TO	
CREDIT 2.1 - 2.2	Construction Waste Management	1-2 point(s)
CREDIT 3.3	Resource Reuse	1 point
CREDIT 4.1	Recycled Content	1 point
CREDIT 4.5	Low Emitting Materials, Systems & Seating	1 point
CREDIT 5.1	Regional Materials*	1 point
CREDIT 7	Certified Wood (MUST BE REQUESTED)	1 point(s)

*This credit is only applicable if in total 20% of the combined value of the procurement of construction materials and in the furniture are manufactured within a radius of 500 miles. This credit will apply if the installation of the finished product occurs within 500 miles of Kitchener, Ontario.

level® CERTIFICATION, AIR EMISSIONS AND FSC® CERTIFICATION



level® CERTIFICATION

BIFMA's e3 Furniture Sustainability Standard is a voluntary, multi-attribute standard that measures the degree of sustainability of furniture. This standard evaluates product and company environmental attributes and compliance systems in a wide range of elements which include Materials, Energy & Atmosphere, Human & Ecosystem Health and Social Responsibility. Jordan products have earned level®, BIFMA's sustainability certification program for furniture, certification through third-party verification against the e3 standard.

AIR-EMISSIONS

All Jordan products are supplied with air-emissions certified. Contact customer service for information.



FSC®

In 2005, Krug received Forest Stewardship Council® (FSC®) Chain-of-Custody certification for our manufacturing facilities. The FSC® Chain-of-Custody tracks certified wood from seedling to final sale. It verifies that the material for our FSC® certified products only come from well-managed, FSC®-certified forests and other controlled sources. FSC® is dedicated to the promotion of responsible forest management worldwide helping to take care of forests for future generations. Jordan and other Krug products can be specified with FSC® Certification. Contact customer service for further information, pricing and lead times.



Architects, designers, and building professionals can specify FSC®-certified products in order to achieve a point from the U.S. Green Building Council's Leadership in Energy and Environmental Design (LEED) Rating System.

JORDAN | PATIENT - DIMENSIONS & COM REQUIREMENTS

DIMENSIONS & COM REQUIREMENTS

	Overall Width	Overall Depth	Overall Height	Seat Height	Height of Arms from Floor	Width Between Arms	Seat Depth	Shipping Weight	Cubes
21" Seat	25	27	43.5	18.5	26	20.5	19	47	17
24" Seat	28	27	43.5	18.5	26	23.5	19	51	22
30" Seat	34	27	43.5	18.5	26	29.5	19	62	28
Ottoman	20	18	11.5					14	5

COM - YARDAGE REQUIREMENTS

	COM Yardage Seats & Backs Only	COM Yardage Seat Only	COM Yardage Back Only	COM Yardage Closed Arm Panel
21" & 24" - One Chair	2.2	0.9	1.9	0.9
21" & 24" - Two Chairs	4.2	1.3	3.8	1.35
21" & 24" - Three Chairs	6.3	2.2	5.7	1.8
21" & 24" - Four Chairs	8.4	2.6	7.6	2.7
30" - One Chair	3.1	0.9	2.21	0.9
30" - Two Chairs	6.2	1.8	4.5	1.35
30" - Three Chairs	9.3	2.7	6.7	1.8
30" - Four Chairs	12.4	3.6	9	2.7
Ottoman	0.66			

Note: Some vinyls, leathers & upholsteries are not suitable for application on Jordan seating.
The approval process is as follows:
1. A sample of the COM must be provided to Krug Customer Service prior to or at the time of order.
For Maharam or Momentum, Krug will obtain the fabric sample.
2. The sample will be reviewed and the customer advised if the fabric is unsuitable.
3. The COM fabric or leather will be inspected when received at the factory, to identify any further concerns with its suitability.

JORDAN | PATIENT



ORDERING NOTES:

COMBINATION UPHOLSTERY OPTIONS

When combination upholstery is specified with fabric of the same grade or COM, an upcharge for dual fabrics is **\$32 list** per unit and **\$61 list** per unit for three fabrics will be applied. When graded in combination upholstery is selected, use the highest grade upholstery selected or to obtain a quote for blended grading contact Customer Service (please provide the fabrics specified and location of where each fabric is to be applied on the product).

Jordan Option Upcharges	\$ List	\$ List
CAL 133 & Moisture Barrier (per yard)	61	Solid Surface Arm Cap (per pair) - Gr A White 431
Guest chair - Removable Seat Covers	86	Solid Surface Arm Cap (per pair) - Gr A Color 437
21" & 24" - Removeable Back Covers	56	Solid Surface Arm Cap (per pair) - Gr B 459
30" & 44" - Removeable Back Covers	86	Solid Surface Arm Cap (per pair) - Gr C 483
21" & 24" Cleanable Under-seat Splashguard	39	Kinetic Back option (not available for 30" & 44") 115
30" Cleanable Under-seat Splashguard	46	Ganging Bracket 56
Non-Marring Glide	36	





WEIGHT CAPACITIES

Jordan weight capacities are as follows:
Patient Chairs (21" & 24") - 500 lbs
Plus Chair (30") - 750 lbs

FEATURES & OPTIONS:

For more information on features & options see [Page 3](#).

JORDAN | PATIENT

DESCRIPTION/MODEL		Species	COM 1	2	COL 3	4	FABRIC GRADES 56		7	LEATHER 8	9
	21" Open Arm										
	JOR2-P21OPS	Beech	1371	1496	1625	1846	2063	2282	2503	2721	3051
	JOR2-P21OPS	Maple	1461	1589	1718	1937	2157	2375	2592	2814	3140
	21" Open Arm Urethane Cap										
	JOR2-P21OPU	Beech	1504	1632	1759	1979	2198	2415	2636	2853	3183
	JOR2-P21OPU	Maple	1592	1722	1850	2069	2289	2509	2725	2945	3272
	21" Closed Arm										
	JOR2-P21CLS	Beech	1486	1615	1745	1961	2179	2399	2617	2839	3164
	JOR2-P21CLS	Maple	1579	1705	1833	2055	2272	2488	2710	2928	3258
	21" Closed Arm Urethane Cap										
	JOR2-P21CLU	Beech	1619	1748	1875	2092	2314	2532	2751	2969	3299
	JOR2-P21CLU	Maple	1711	1837	1965	2185	2404	2623	2842	3061	3391
	24" Open Arm										
	JOR2-P24OPS	Beech	1412	1542	1673	1900	2126	2349	2577	2803	3139
	JOR2-P24OPS	Maple	1506	1636	1768	1995	2219	2445	2672	2896	3236
	24" Open Arm Urethane Cap										
	JOR2-P24OPU	Beech	1547	1680	1812	2037	2264	2487	2716	2940	3276
	JOR2-P24OPU	Maple	1642	1773	1906	2132	2356	2584	2807	3035	3371
	24" Closed Arm										
	JOR2-P24CLS	Beech	1533	1663	1795	2019	2245	2471	2697	2922	3261
	JOR2-P24CLS	Maple	1624	1757	1887	2113	2340	2566	2790	3015	3354
	24" Closed Arm Urethane Cap										
	JOR2-P24CLU	Beech	1666	1798	1932	2158	2383	2608	2832	3058	3397
	JOR2-P24CLU	Maple	1764	1894	2025	2248	2478	2702	2924	3155	3492



Jordan Option Upcharges**\$ List****\$ List**

CAL 133 & Moisture Barrier (per yard)	61	Solid Surface Arm Cap (per pair) - Gr A White	431
Guest chair - Removable Seat Covers	86	Solid Surface Arm Cap (per pair) - Gr A Color	437
21" & 24" - Removeable Back Covers	56	Solid Surface Arm Cap (per pair) - Gr B	459
21" & 24" Cleanable Under-seat Splashguard	39	Solid Surface Arm Cap (per pair) - Gr C	483
Non-Marring Glide	36	Kinetic Back option (not available for 30" & 44")	115
Combination Upholstery - Dual Fabrics	32	Ganging Bracket	56
Combination Upholstery - Three Fabrics	61		

PRODUCT CODE KEY

Line	Series	Chair Type	Size	Arm Type
JOR Jordan	2 Chair	P Patient Seating	21	OPS Open Arm
				CLS Closed Arm Solid Surface Arm Cap
			24	OPU Open Arm Urethane Arm Cap
				CLU Closed Arm Urethane Arm Cap
			30	OSC Open Arm Solid Surface Arm Cap
				CSC Closed Arm Solid Surface Arm Cap

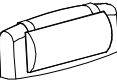

JORDAN | PATIENT

DESCRIPTION/MODEL		Species	COM		COL		FABRIC GRADES			LEATHER	
			1	2	3	4	5	6	7	8	9
	30" Open Arm										
	JOR2-P30OPS	Beech	1672	1797	1927	2146	2365	2585	2803	3022	3350
	JOR2-P30OPS	Maple	1764	1891	2018	2237	2457	2675	2894	3114	3441
	30" Open Arm Urethane Cap										
	JOR2-P30OPU	Beech	1804	1934	2061	2278	2499	2717	2936	3156	3482
	JOR2-P30OPU	Maple	1895	2023	2149	2370	2588	2808	3028	3247	3575
	30" Closed Arm										
	JOR2-P30CLS	Beech	1790	1916	2043	2263	2483	2700	2921	3138	3466
	JOR2-P30CLS	Maple	1878	2007	2134	2354	2571	2790	3011	3229	3559
	30" Closed Arm Urethane Cap										
	JOR2-P30CLU	Beech	1921	2046	2175	2396	2614	2831	3054	3270	3601
	JOR2-P30CLU	Maple	2017	2138	2268	2485	2704	2924	3142	3364	3690

Jordan Option Upcharges	\$ List		\$ List
CAL 133 & Moisture Barrier (per yard)	61	Solid Surface Arm Cap (per pair) - Gr A White	431
Guest chair - Removable Seat Covers	86	Solid Surface Arm Cap (per pair) - Gr A Color	437
30" - Removable Back Covers	86	Solid Surface Arm Cap (per pair) - Gr B	459
30" Cleanable Under-seat Splashguard	46	Solid Surface Arm Cap (per pair) - Gr C	483
Non-Marring Glide	36	Kinetic Back option (not available for 30" & 44")	115
Combination Upholstery - Dual Fabrics	32	Ganging Bracket	56
Combination Upholstery - Three Fabrics	61		









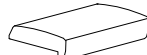

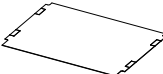
PRODUCT CODE KEY

Line	Series	Chair Type	Size	Arm Type	
JOR	2	P	21	OPS	CLS
Jordan	Chair	Patient Seating		Open Arm	Closed Arm
			24	OPU	CLU
				Open Arm	Closed Arm
				Urethane Arm Cap	Urethane Arm Cap
			30	OSC	CSC
				Open Arm	Closed Arm
				Solid Surface	Solid Surface
				Arm Cap	Arm Cap




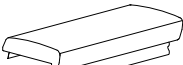



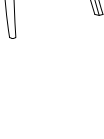


DESCRIPTION/MODEL		COM		COL	FABRIC GRADES			LEATHER		Fabric Yardage	Shipping Weight	Cubes
		1	2		4	5	6	7	8	9		
	21" Adjustable Headrest											
	JOR2-RHR21	312	359	386	413	439	468	493	520	559	0.9	0.9
	24" Adjustable Headrest											
	JOR2-RHR24	342	392	423	455	485	515	543	573	614	0.9	0.9
	30" Plus Patient Headrest											
	JOR2-RHR30	409	468	505	539	574	612	646	682	730	0.9	0.9
	Ottoman											
	JOR-5 Beech	639	668	696	724	748	778	813	832	878	0.66	5
	Maple	695	712	742	768	796	824	850	878	925	0.66	5

ORDERING NOTE: Ottoman is not available on *KrugExpress*.

JORDAN | REPLACEMENT COMPONENTS

DESCRIPTION/MODEL	COM	COL	3	FABRIC GRADES			7	LEATHER		9	Yds	Weight	Cube
	1	2		4	5	6		8					
 21" Replaceable Patient Backs JOR2-RBP21	534	588	642	719	805	883	968	1078	1185	1.9	19	3.8	
 24" Replaceable Patient Backs JOR2-RBP24	558	612	666	742	829	907	992	1100	1209	1.9	21	3.8	
 30" Replaceable Patient Backs JOR2-RBP30	607	666	733	823	922	1012	1113	1240	1366	2.21	24	4.8	
 21" Replaceable Patient Back Covers JOR2-RBCP21	223	278	332	408	494	571	658	767	874	1.9	2.5	0.8	
 24" Replaceable Patient Back Covers JOR2-RBCP24	227	281	336	412	425	575	662	771	885	1.9	2.7	0.8	
 30" Replaceable Patient Back Covers JOR2-RBCP30	243	305	369	457	558	646	747	873	999	2.21	3	0.8	
 21" Replacement Seat JOR2-RS21	376	397	423	459	499	536	578	630	681	.9	9	2.7	
 24" Replacement Seat JOR2-RS24	391	417	443	479	519	557	598	648	700	.9	10	2.7	
 30" Replacement Seat JOR2-RS30	479	512	542	586	636	681	731	794	856	.9	12	3.4	
 44" Replacement Seat JOR2-RS44	632	662	695	738	788	832	884	945	1009	.9	14	4.8	
	Replacement Splash Guard												
	JOR2-RSG21	86										1	.3
	JOR2-RSG24	105										2	.4
	JOR2-RSG30	147										3	.5
	JOR2-RSG44	159										4	.6

JORDAN | REPLACEMENT COMPONENTS

DESCRIPTION/MODEL	COM	COL	FABRIC GRADES				LEATHER			Yds	Weight	Cube
	1	2	3	4	5	6	7	8	9			
 21" Replacement Seat Cover JOR2-RSC21	75	148	174	208	249	287	328	379	431	1.0	1.6	.8
 24" Replacement Guest Seat Cover JOR2-RSC24	79	152	178	213	255	290	331	384	434	1.0	1.7	.8
 30" Replacement Seat Cover JOR2-RSC30	138	171	202	246	296	341	390	455	516	1.0	2	.8
 44" Replacement Seat Cover JOR2-RSC44	142	175	206	249	300	344	394	458	519	1.0	2.5	.8
 Replacement Closed Arm Panel JOR2-RCA	208	221	234	253	273	291	312	338	388	0.9	6.0	.8
	Replacement Side Frame - Start - Beech										7.5	1.4
	JOR2-RSFS	252										
	Replacement Side Frame - Start - Maple										7.5	1.4
	JOR2-RSFS	313										
	Replacement Side Frame - End - Beech										7.5	1.4
	JOR2-RSFE	252										
	Replacement Side Frame - End - Maple										7.5	1.4
	JOR2-RSFE	313										
	Replacement Side Frame with Urethane Cap - Start - Beech										7.5	1.4
	JOR2-RSFSAC	294										
	Replacement Side Frame with Urethane Cap - Start - Maple										7.5	1.4
	JOR2-RSFSAC	355										
	Replacement Side Frame with Urethane Cap - End - Beech										7.5	1.4
	JOR2-RSFEAC	294										
	Replacement Side Frame with Urethane Cap - End - Maple										7.5	1.4
	JOR2-RSFEAC	355										
	Replacement Arm Cap - Urethane										1.5	.2
	JOR2-RUA	68										
	Replacement Arm Cap-Solid Surface										2	.2
	JOR2-RACSS			Grade A- White 227		Grade A- Color 229		Grade- B 239	Grade- C 252			

JORDAN | MULTIPLE SEATING INSTRUCTIONS

To aid you in the process of specifying and ordering Jordan Multiple Seating, we have compiled the following summary. It explains the three different types of Jordan Multiple Seating – (a) Pre-Configured, (b) Start, Center & End Units and (c) the Freespan Multiple Units – including the features and considerations of each type, to assist in selecting the one that best suits each application. It is a requirement for all Jordan Multiple Seating orders, a drawing or plan view layout must accompany the order, so that we can verify that the specification is correct.

When building your multiple seating layout, please note that your order should start from left to right as you are facing the configuration.

Pre-Configured Multiple Units

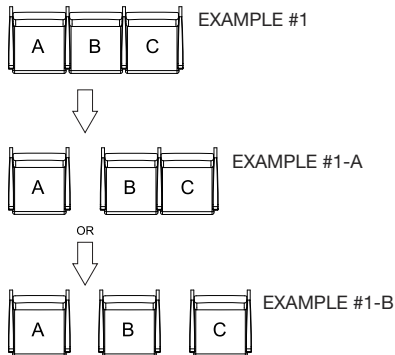
Pre-Configured Multiple Units are designed to be used when you have seating configurations that are 2-3 chair units in size (see picture below).

Two-Seat



Considerations if choosing to use Pre-Configured Units:

- Linking tables can be joined to either end of a Pre-Configured Multiple Unit, but not in-between
- There are no limitations to the number of Pre-Configured Multiple units that can be ganged together with the Jordan Linking Tables
- Pre-Configured Multiple Units are not available in 30" or 44" plus widths
- Pre-Configured Multiple Units are not designed to work with other multiple seating (Start, Center, End Units or Freespan Units) unless a Jordan Linking Table or linking brackets are used in-between the different types of multiple seating.
- Pre-Configured Multiple Units are built from Start, Center and End Units and therefore, can be reconfigured to singular or two-seater units. However, you may have to purchase additional components (arms, etc...) to be able to do this. See line drawings below for possible configurations that can be made from taking apart the Pre-Configured Multiple Units.



*Please note:

Example #1-A requires an additional end unit arm for chair A, and a start unit arm for chair B.

Example #1-B requires an additional end unit arm for chair A, a start and end unit arm for chair B, and a start unit arm for chair C.

Start, Center and End Multiple Seating Units

Start, Center and End Multiple Units are designed to be used when you have seating configurations that are greater than three chair units in size, and/or include 30" or 44" units (see picture below). Also, before you start to build your multiple seating layout, please note that your order should start from left to right as you are facing the chair, therefore begin the configuration with a Start Unit, then move to a Center Unit and finish with an End Unit.

Considerations if choosing to use Start, Center and End Multiple Units:

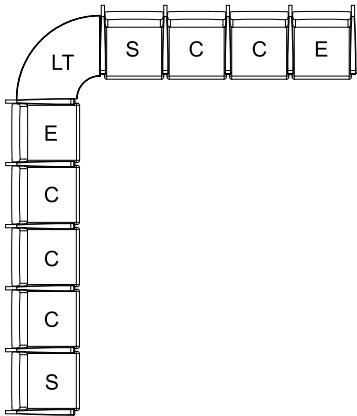
- Start, Center and End units are available in all widths (21", 24", 30" & 44")
- There are no limitations to the amount of center units that can be ganged to a start or an end unit
- Jordan Linking Tables can be joined to any Jordan Start or End unit only (this is because the units are engineered with the finished arms)



SIN 339113H - Hospital Geriatric Chairs & Lounge

JORDAN | MULTIPLE SEATING INSTRUCTIONS

See below for sample configurations of when you would use Start, Center and End Multiple Units.



Freespan Multiple Units

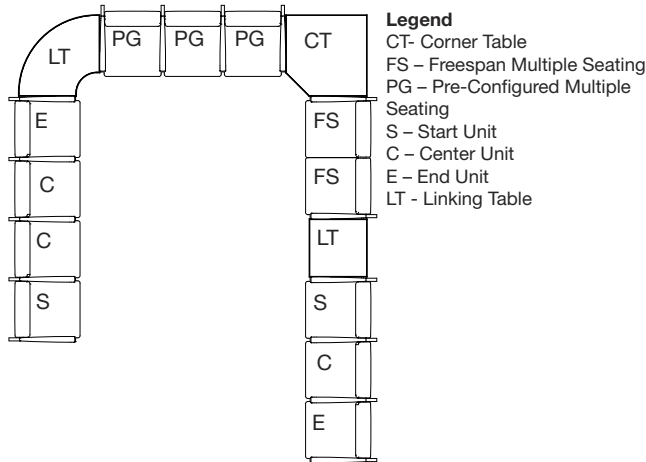
Freespan Multiple Units are designed to be used when you have seating configurations that are 2-3 chair units in size and a reduced number of legs are desirable. (see picture below).



Considerations if choosing to use Freespan Multiple Units:

- Freespan Multiple Units come with a choice of a pre-configured unit with or without a center arm
- The unit with the center arm increases the overall width of the unit by 1" per arm
- Linking tables can be joined to either side of a Freespan Multiple Unit, but not in-between
- There are no limitations to the number of Freespan Multiple units that can be ganged together with the Jordan Linking Tables or linking brackets.
- Freespan Multiple Units are not available in 30" or 44" plus widths
- Freespan Multiple Units are not designed to work with other multiple seating (Start, Center, End Units or Freespan Units) unless a Jordan Linking Table or linking brackets are used in-between the different types of multiple seating.

Below illustrates possible configurations when you could use all three types of Jordan Multiple Seating together.



For more information on how to specify Jordan Multiple Seating, please contact Customer Service directly at 1-888-578-5784.

JORDAN | MULTIPLE SEATING - PRECONFIGURED UNITS**DIMENSIONS & COM REQUIREMENTS**

	Overall Width	Overall Depth	Overall Height	Seat Height	Height of Arms from Floor	Width Between Arms	Seat Depth	Shipping Weight	Cube	COM Seat & Back Yardage	COM Fabric Seat Yardage	COM Fabric Back Yardage	COM Fabric Closed Arm Panel Yardage
PCG21X2	47.75	27	34.25	18.5	26	20.5	19	72	28	3.2	1.8	2.8	1.35
PCP21X2	47.75	27	43.5	18.5	26	20.5	19	82	38	4.2	1.8	3.8	1.35
PCG21X3	70.5	27	34.25	18.5	26	20.5	19	103	41	4.8	2.7	4.2	1.8
PCP21X3	70.5	27	43.5	18.5	26	20.5	19	118	56	6.3	2.7	5.7	1.8
PCG24X2	53.75	27	34.25	18.5	26	23.5	19	79	31	3.8	1.8	2.8	1.35
PCP24X2	53.75	27	43.5	18.5	26	23.5	19	89	43	4.8	1.8	3.8	1.35
PCG24X3	79.5	27	34.25	18.5	26	23.5	19	115	46	5.7	2.7	4.2	1.8
PCP24X3	79.5	27	43.5	18.5	26	23.5	19	130	63	7.2	2.7	5.7	1.8

PRE-CONFIGURED MULTIPLE UNITS	SEAT	GUEST BACK	PATIENT BACK	CLOSED ARM PANEL
PC21x2	1.8	2.8	3.8	1.35
PC21x3	2.7	4.2	5.7	1.8
PC24X2	1.8	2.8	3.8	1.35
PC24X3	2.7	4.2	5.7	1.8

Note: Some vinyls, leathers & upholsteries are not suitable for application on Jordan seating. Please refer to **Page 91** for C.O.M approval process.

Jordan Option Upcharges	\$ List	\$ List
CAL 133 & Moisture Barrier (per yard)	61	Solid Surface Arm Cap (per arm) - Gr A White 227
Removable Seat Cover	86	Solid Surface Arm Cap (per arm) - Gr A Color 229
21" & 24" - Removeable Back Cover	56	Solid Surface Arm Cap (per arm) - Gr B 239
21" & 24" Cleanable Under-seat Splashguard	39	Solid Surface Arm Cap (per arm) - Gr C 252
21" & 24" - Removeable Patient Back Cover	86	Kinetic Back option 115
Non-Marring Glide	36	Combination Upholstery - Dual Fabrics 32
		Combination Upholstery - Three Fabrics 61

Patient backs are available on pre-configured units, please change the model number JOR2-PCG to JOR2-PCP and add the following upcharges per back:

Fabric Grades	(COM) 1	2	(COL) 3	4	5	6	7	8	9
21" Chair	257	303	348	455	542	603	678	754	829
24" Chair	271	324	366	485	563	647	724	813	897

NOTE: All option upcharges are per seat/back.

WEIGHT CAPACITIES

Jordan weight capacities are as follows:

Pre-configured - 500 lbs per seat

PRE-CONFIGURED MULTIPLE UNITS

Two-Seat







Three-Seat

**FEATURES:**

For a complete list of features see **Page 3**.

JORDAN | MULTIPLE SEATING - PRECONFIGURED UNITS

DESCRIPTION/MODEL	Species	COM	FABRIC GRADES					LEATHER			
		1	2	3	4	5	6	7	8	9	
	2 Seat - 21" Open Arm Pre-configured Unit, Guest Backs										
	JOR2-PCG21X2OPS	Beech	2029	2173	2319	2539	2757	2995	3234	3507	3999
	JOR2-PCG21X2OPS	Maple	2165	2312	2458	2675	2913	3159	3396	3671	4183
	21" Open Arm Urethane Cap Pre-configured Unit, Guest Backs										
	JOR2PCG21X2OPU	Beech	2228	2371	2516	2738	2957	3194	3433	3706	4197
JOR2PCG21X2OPU	Maple	2365	2511	2657	2878	3113	3360	3595	3870	4380	
	2 Seat - 21" Closed Arm Pre-configured Unit, Guest Backs										
	JOR2-PCG21X2CLS	Beech	2202	2347	2494	2713	2932	3169	3407	3681	4173
	JOR2-PCG21X2CLS	Maple	2340	2485	2632	2850	3088	3333	3568	3845	4356
	2 Seat - 21" Closed Arm Urethane Cap Pre-configured Unit, Guest Backs										
	JOR2-PCG21X2CLU	Beech	2400	2545	2693	2912	3131	3368	3606	3879	4373
JOR2-PCG21X2CLU	Maple	2539	2685	2830	3051	3289	3533	3771	4043	4555	
	3 Seat - 21" Open Arm Pre-configured Unit, Guest Backs										
	JOR2-PCG21X3OPS	Beech	3013	3234	3452	3772	4117	4456	4830	5248	5990
	JOR2-PCG21X3OPS	Maple	3223	3452	3671	3999	4363	4758	5150	5523	6262
	3 Seat - 21" Open Arm Urethane Cap Pre-configured Unit, Guest Backs										
	JOR2-PCG21X3OPU	Beech	3278	3497	3717	4037	4384	4721	5097	5517	6255
JOR2-PCG21X3OPU	Maple	3489	3717	3936	4264	4630	5023	5415	5790	6528	
	3 Seat - 21" Closed Arm Pre-configured Unit, Guest Backs										
	JOR2-PCG21X3CLS	Beech	3246	3465	3683	4005	4350	4687	5064	5483	6221
	JOR2-PCG21X3CLS	Maple	3456	3683	3903	4231	4597	4991	5380	5757	6495
	21" Closed Arm Urethane Cap Pre-configured Unit, Guest Backs										
	JOR2-PCG21X3CLU	Beech	3511	3731	3949	4271	4615	4954	5329	5747	6489
JOR2-PCG21X3CLU	Maple	3721	3949	4169	4497	4863	5256	5647	6021	6758	

ORDERING NOTES:

A drawing showing the configuration of the multiple seating and tables is required with each purchase order.

Jordan Option Upcharges	\$ List		\$ List	
CAL 133 & Moisture Barrier (per yard)	61	Solid Surface Arm Cap (per arm) - Gr A White	227	
Removable Seat Cover	86	Solid Surface Arm Cap (per arm) - Gr A Color	229	
21" & 24" - Removeable Back Cover	56	Solid Surface Arm Cap (per arm) - Gr B	239	
21" & 24" Cleanable Under-seat Splashguard	39	Solid Surface Arm Cap (per arm) - Gr C	252	
21" & 24" - Removeable Patient Back Cover	86	Kinetic Back option	115	
Non-Marring Glide	36	Combination Upholstery - Dual Fabrics	32	
		Combination Upholstery - Three Fabrics	61	





NOTE: All option upcharges are per seat/back.**Patient backs** are available on pre-configured units, please change the model number JOR2-PCG to JOR2-PCP and add the following upcharges per back:

Fabric Grades	(COM) 1	2	(COL) 3	4	5	6	7	8	9
21" Chair	257	303	348	455	542	603	678	754	829
24" Chair	271	324	366	485	563	647	724	813	897

PRODUCT CODE KEY

Line	Series	Chair Type	Back Type	Size	Arm Type
JOR	2	PC	G	21X2	OPS
Jordan	Chair	Pre-configured Multiple Unit	Guest Back		Open Arm
			P	21X3	OPU
			Patient Back		Open Arm Urethane Arm Cap
				24X2	CLS
					Closed Arm
				24X3	CLU
					Closed Arm Urethane Arm Cap

JORDAN | MULTIPLE SEATING - PRECONFIGURED UNITS

DESCRIPTION/MODEL	Species	COM		COL		FABRIC GRADES			LEATHER	
		1	2	3	4	5	6	7	8	9
	2 Seat - 24" Open Arm Pre-configured Unit, Guest Backs									
	JOR2-PCG24X2OPS Beech	2101	2247	2394	2612	2830	3087	3305	3580	4071
	JOR2-PCG24X2OPS Maple	2257	2402	2546	2768	3008	3250	3488	3762	4273
	24" Open Arm Urethane Cap Pre-configured Unit, Guest Backs									
	JOR2-PCG24X2OPU Beech	2300	2445	2590	2812	3030	3288	3505	3777	4272
	JOR2-PCG24X2OPU Maple	2457	2604	2747	2966	3204	3450	3687	3962	4470
	2 Seat - 24" Closed Arm Pre-configured Unit, Guest Backs									
	JOR2-PCG24X2CLS Beech	2274	2420	2567	2787	3008	3261	3480	3753	4246
	JOR2-PCG24X2CLS Maple	2431	2577	2722	2943	3180	3424	3662	3936	4447
	24" Closed Arm Urethane Cap Pre-configured Unit, Guest Backs									
	JOR2-PCG24X2CLU Beech	2473	2618	2766	2985	3204	3461	3679	3952	4445
	JOR2-PCG24X2CLU Maple	2630	2775	2922	3140	3378	3625	3862	4134	4646
	3 Seat - 24" Open Arm Pre-configured Unit, Guest Backs									
	JOR2-PCG24X3OPS Beech	3123	3341	3561	3880	4228	4565	4940	5361	6099
	JOR2-PCG24X3OPS Maple	3352	3580	3799	4128	4491	4887	5276	5671	6391
	24" Open Arm Urethane Cap Pre-configured Unit, Guest Backs									
	JOR2-PCG24X3OPU Beech	3390	3608	3825	4146	4494	4830	5205	5624	6365
	JOR2-PCG24X3OPU Maple	3616	3845	4064	4392	4758	5151	5542	5936	6655
	3 Seat - 24" Closed Arm Pre-configured Unit, Guest Backs									
	JOR2-PCG24X3CLS Beech	3354	3575	3793	4113	4460	4797	5171	5591	6331
	JOR2-PCG24X3CLS Maple	3583	3811	4032	4359	4725	5115	5509	5901	6623
	24" Closed Arm Urethane Cap Pre-configured Unit, Guest Backs									
	JOR2-PCG24X3CLU Beech	3622	3839	4059	4378	4726	5064	5439	5857	6596
	JOR2-PCG24X3CLU Maple	3849	4079	4295	4626	4991	5381	5775	6167	6889

Jordan Option Upcharges**\$ List****\$ List**

CAL 133 & Moisture Barrier (per yard)	61	Solid Surface Arm Cap (per arm) - Gr A White	227
Removable Seat Cover	86	Solid Surface Arm Cap (per arm) - Gr A Color	229
21" & 24" - Removeable Back Cover	56	Solid Surface Arm Cap (per arm) - Gr B	239
21" & 24" Cleanable Under-seat Splashguard	39	Solid Surface Arm Cap (per arm) - Gr C	252
21" & 24" - Removeable Patient Back Cover	86	Kinetic Back option	115
Non-Marring Glide	36	Combination Upholstery - Dual Fabrics	32
		Combination Upholstery - Three Fabrics	61

Patient backs are available on pre-configured units, please change the model number JOR2-PCG to JOR2-PCP and add the following upcharges per back:

Fabric Grades	(COM) 1	2	(COL) 3	4	5	6	7	8	9
21" Chair	257	303	348	455	542	603	678	754	829
24" Chair	271	324	366	485	563	647	724	813	897

NOTE: All option upcharges are per seat/back.

PRODUCT CODE KEY

Line	Series	Chair Type	Back Type	Size	Arm Type
JOR	2	PC	G	21X2	OPS
Jordan	Chair	Pre-configured Multiple Unit	Guest Back		Open Arm
			P	21X3	OPU
			Patient Back		Open Arm Urethane Arm Cap
				24X2	CLS
					Closed Arm
				24X3	CLU
					Closed Arm Urethane Arm Cap

JORDAN | MULTIPLE SEATING - START, CENTER & END UNITS

DIMENSIONS & COM REQUIREMENTS

JORDAN MULTIPLE START UNITS

	Overall Width	Overall Depth	Overall Height	Seat Height	Height of Arms from Floor	Width Between Arms	Seat Depth	Shipping Weight	Cube	COM Seat & Back Yardage	COM Fabric Seat Yardage	COM Fabric Back Yardage	COM Fabric Closed Arm Panel (1 Arm) Yardage	COM Fabric Closed Arm Panel (2 Arms) Yardage
SG21	25	27	34.25	18.5	26	20.5	19	42	14	1.6	0.9	1.4	0.45	0.9
SP21	25	27	43.5	18.5	26	20.5	19	47	17	2.2	0.9	1.9	0.45	0.9
SG24	28	27	34.25	18.5	26	23.5	19	46	19	1.6	0.9	1.4	0.45	0.9
SP24	28	27	43.5	18.5	26	23.5	19	51	22	2.2	0.9	1.9	0.45	0.9
SG30	34	27	34.25	18.5	26	29.5	19	52	20	2.7	0.9	1.6	0.45	0.9
SP30	34	27	43.5	18.5	26	29.5	19	59	28	3.1	0.9	2.21	0.45	0.9
SG44	48	27	34.25	18.5	26	43.5	19	69	28	2.7	0.9	1.6	0.45	0.9

JORDAN MULTIPLE CENTER UNITS

	Overall Width	Overall Depth	Overall Height	Seat Height	Height of Arms from Floor	Width Between Arms	Seat Depth	Shipping Weight	Cube	COM Seat & Back Yardage	COM Fabric Seat Yardage	COM Fabric Back Yardage	COM Fabric Closed Arm Panel Yardage
CG21	22.75	27	34.25	18.5	26	20.5	19	40	14	1.6	0.9	1.4	0.45
CP21	22.75	27	43.5	18.5	26	20.6	19	42	17	2.2	0.9	1.9	0.45
CG24	25.75	27	34.25	18.5	26	23.5	19	45	19	1.6	0.9	1.4	0.45
CP24	25.75	27	43.5	18.5	26	23.5	19	46	22	2.2	0.9	1.9	0.45
CG30	31.75	27	34.25	18.5	26	29.5	19	50	20	2.7	0.9	1.6	0.45
CP30	31.75	27	43.5	18.5	26	29.5	19	54	28	3.1	0.9	2.21	0.45
CG44	45.75	27	34.25	18.5	26	43.5	19	69	28	2.7	0.9	1.6	0.45

JORDAN MULTIPLE END UNITS

	Overall Width	Overall Depth	Overall Height	Seat Height	Height of Arms from Floor	Width Between Arms	Seat Depth	Shipping Weight	Cube	COM Seat & Back Yardage	COM Fabric Seat Yardage	COM Fabric Back Yardage	COM Fabric Closed Arm Panel Yardage
EG21	22.75	27	34.25	18.5	26	20.5	19	40	14	1.6	0.9	1.4	0.45
EP21	22.75	27	43.5	18.5	26	20.5	19	42	17	2.2	0.9	1.9	0.45
EG24	25.75	27	34.25	18.5	26	23.5	19	45	19	1.6	0.9	1.4	0.45
EP24	25.75	27	43.5	18.5	26	23.5	19	46	22	2.2	0.9	1.9	0.45
EG30	31.75	27	34.25	18.5	26	29.5	19	50	20	2.7	0.9	1.6	0.45
EP30	31.75	27	43.5	18.5	26	29.5	19	54	28	3.1	0.9	2.21	0.45
EG44	45.75	27	34.25	18.5	26	43.5	19	69	28	2.7	0.9	1.6	0.45

ORDERING NOTES: A drawing showing the configuration of the multiple seating and tables is required with each purchase order.

Jordan Guest Option Upcharges	\$ List		\$ List
CAL 133 & Moisture Barrier (per yard)	61	21" & 24" Cleanable Under-seat Splashguard	39
Removable Seat Cover	86	30" Cleanable Under-seat Splashguard	46
21" & 24" - Removeable Guest Back Cover	56	44" Cleanable Under-seat Splashguard	61
30" & 44" - Removable Guest Back Cover	86	Solid Surface Arm Cap (per arm) - Gr A White	227
21" & 24" - Removeable Patient Back Cover	86	Solid Surface Arm Cap (per arm) - Gr A Color	229
30" - Removeable Patient Back Cover	136	Solid Surface Arm Cap (per arm) - Gr B	239
Kinetic Back option (not available for 30" & 44")	115	Solid Surface Arm Cap (per arm) - Gr C	252
Non-Marring Glide	36	Combination Upholstery - Dual Fabrics	32
		Combination Upholstery - Three Fabrics	61

NOTE: All option upcharges are per seat/back.

Patient backs are available on pre-configured units, please change the model number JOR2-PCG to JOR2-PCP and add the following upcharges per back:

Fabric Grades	(COM) 1	2	(COL) 3	4	5	6	7	8	9
21" Chair	257	303	348	455	542	603	678	754	829
24" Chair	271	324	366	485	563	647	724	813	897

WEIGHT CAPACITIES

Jordan weight capacities are as follows:

Multiple Seating & Pre-configured - 500 lbs per seat

START, CENTER, & END MULTIPLE UNITS

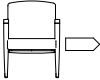
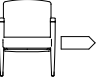
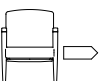
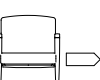
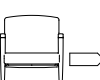

Start Unit Center Unit End Unit



FEATURES:

For a complete list of features see [Page 3](#).

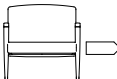
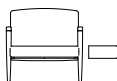
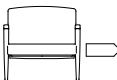
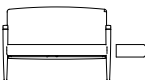
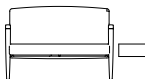
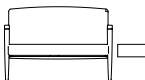
JORDAN | MULTIPLE SEATING - START, CENTER & END UNITS

DESCRIPTION/MODEL	Species	COM		COL		FABRIC GRADES			LEATHER	
		1	2	3	4	5	6	7	8	9
	Start									
	21" Open Arm Start Unit, Guest Back									
	JOR2-SG21OPS Beech	1115	1198	1279	1397	1527	1654	1791	1945	2219
	JOR2-SG21OPS Maple	1198	1279	1362	1481	1618	1765	1909	2044	2319
	21" Open Arm Urethane Cap Start Unit, Guest Back									
	JOR2-SG21OPU Beech	1248	1330	1412	1533	1660	1789	1923	2079	2353
	JOR2-SG21OPU Maple	1330	1412	1494	1613	1750	1896	2042	2177	2452
	21" Closed Arm Start Unit, Guest Back									
	JOR2-SG21CLS Beech	1231	1313	1395	1514	1642	1769	1907	2062	2336
	JOR2-SG21CLS Maple	1313	1395	1480	1597	1733	1880	2028	2161	2436
	21" Closed Arm Urethane Cap Start Unit, Guest Back									
	JOR2-SG21CLU Beech	1363	1446	1528	1648	1775	1902	2039	2195	2468
	JOR2-SG21CLU Maple	1446	1528	1611	1730	1866	2012	2159	2296	2569
	21" Closed Arm / Open Center Arm Start Unit, Guest Back									
	JOR2-SG21COS Beech	1171	1254	1338	1457	1585	1713	1849	2005	2278
	JOR2-SG21COS Maple	1254	1338	1421	1539	1675	1821	1966	2105	2378
	21" Closed Arm / Open Center Arm Urethane Cap Start Unit, Guest Back									
	JOR2-SG21COU Beech	1307	1390	1470	1589	1718	1846	1981	2136	2411
	JOR2-SG21COU Maple	1390	1470	1555	1670	1808	1957	2101	2236	2511
	24" Open Arm Start Unit, Guest Back									
	JOR2-SG24OPS Beech	1144	1224	1308	1424	1555	1681	1819	1972	2247
	JOR2-SG24OPS Maple	1234	1315	1397	1517	1654	1798	1945	2084	2355
	24" Open Arm Urethane Cap Start Unit, Guest Back									
	JOR2-SG24OPU Beech	1277	1356	1440	1559	1687	1815	1951	2106	2379
	JOR2-SG24OPU Maple	1366	1449	1533	1649	1789	1933	2079	2216	2488
	24" Closed Arm Start Unit, Guest Back									
	JOR2-SG24CLS Beech	1258	1341	1423	1541	1669	1796	1935	2089	2363
	JOR2-SG24CLS Maple	1350	1432	1514	1633	1769	1916	2062	2199	2472
	24" Closed Arm Urethane Cap Start Unit, Guest Back									
	JOR2-SG24CLU Beech	1392	1474	1557	1673	1802	1930	2067	2221	2496
	JOR2-SG24CLU Maple	1484	1565	1648	1766	1902	2046	2195	2332	2606
	24" Closed Arm / Open Center Arm Start Unit, Guest Back									
	JOR2-SG24COS Beech	1202	1282	1365	1484	1611	1737	1877	2031	2304
	JOR2-SG24COS Maple	1293	1373	1457	1575	1713	1859	2005	2140	2413
	24" Closed Arm / Open Center Arm Urethane Cap Start Unit, Guest Back									
	JOR2-SG24COU Beech	1335	1414	1496	1617	1746	1872	2009	2164	2438
	JOR2-SG24COU Maple	1424	1508	1589	1706	1846	1991	2136	2273	2545

PRODUCT CODE KEY

Line	Series	Chair Type	Back Type	Size	Arm Type
JOR	2	S	G	21	OPS
Jordan	Chair	Start Unit Multiple Seating	Guest Back		Open Arm
			P	24	OPU
			Patient Back (21" & 24" only)		Open Arm Urethane Arm Cap
				30	CLS
					Closed Arm
				44	CLU
					Closed Arm Urethane Arm Cap
					COS
					Closed Start Arm/ Open Center Arm
					COU
					Closed Start Arm/ Open Center Arm Urethane Arm Cap

JORDAN | MULTIPLE SEATING - START, CENTER & END UNITS










DESCRIPTION/MODEL		Species	COM		COL	FABRIC GRADES				LEATHER	
			1	2	3	4	5	6	7	8	9
	30" Open Arm Start Unit, Guest Back										
	JOR2-SG30OPS	Beech	1489	1635	1765	1984	2202	2420	2640	2860	3206
	JOR2-SG30OPS	Maple	1599	1747	1893	2110	2331	2546	2768	2986	3333
	30" Open Arm Urethane Cap Start Unit, Guest Back										
	JOR2-SG30OPU	Beech	1622	1768	1896	2115	2335	2555	2773	2992	3339
	JOR2-SG30OPU	Maple	1732	1878	2025	2243	2463	2683	2899	3119	3466
	30" Closed Arm Start Unit, Guest Back										
	JOR2-SG30CLS	Beech	1606	1752	1880	2100	2318	2538	2756	2978	3322
	JOR2-SG30CLS	Maple	1717	1862	2008	2228	2445	2665	2884	3104	3450
	30" Closed Arm Urethane Cap Start Unit, Guest Back										
	JOR2-SG30CLU	Beech	1737	1885	2012	2232	2449	2671	2888	3110	3455
	JOR2-SG30CLU	Maple	1849	1993	2140	2361	2579	2797	3015	3236	3582
	30" Closed Arm/Open Center Arm Start Unit, Guest Back										
	JOR2-SG30COS	Beech	1547	1694	1821	2041	2261	2481	2699	2917	3265
	JOR2-SG30COS	Maple	1659	1803	1949	2170	2386	2608	2824	3043	3392
	30" Closed Arm/Open Center Arm Urethane Cap Start Unit, Guest Back										
	JOR2-SG30COU	Beech	1681	1827	1957	2173	2394	2612	2830	3051	3396
	JOR2-SG30COU	Maple	1791	1937	2084	2302	2520	2740	2958	3178	3525
	44" Open Arm Start Unit, Guest Back										
	JOR2-SG44OPS	Beech	1781	1964	2118	2375	2640	2904	3169	3434	3845
	JOR2-SG44OPS	Maple	1917	2101	2265	2531	2795	3059	3323	3580	3999
	44" Open Arm Urethane Cap Start Unit, Guest Back										
	JOR2-SG44OPU	Beech	1915	2097	2250	2509	2773	3036	3303	3565	3979
	JOR2-SG44OPU	Maple	2053	2234	2398	2661	2927	3193	3456	3711	4131
	44" Closed Arm Start Unit, Guest Back										
	JOR2-SG44CLS	Beech	1897	2081	2235	2490	2756	3019	3288	3550	3962
	JOR2-SG44CLS	Maple	2034	2217	2381	2646	2911	3175	3438	3696	4114
	44" Closed Arm Urethane Cap Start Unit, Guest Back										
	JOR2-SG44CLU	Beech	2031	2214	2368	2623	2888	3155	3419	3682	4092
	JOR2-SG44CLU	Maple	2169	2348	2513	2780	3042	3307	3574	3829	4247
	44" Closed Arm/Open Center Arm Start Unit, Guest Back										
	JOR2-SG44COS	Beech	1840	2023	2175	2433	2699	2963	3227	3492	3903
	JOR2-SG44COS	Maple	1975	2159	2321	2588	2852	3116	3383	3638	4058
	44" Closed Arm/Open Center Arm Urethane Cap Start Unit, Guest Back										
	JOR2-SG44COU	Beech	1972	2157	2308	2566	2830	3094	3361	3625	4036
	JOR2-SG44COU	Maple	2109	2292	2457	2721	2985	3250	3513	3770	4189

Please see **Page 21** for **Ordering Notes** and **Yardage** requirements.

PRODUCT CODE KEY

Line	Series	Chair Type	Back Type	Size	Arm Type
JOR	2	S	G	21	OPS
Jordan	Chair	Start Unit Multiple Seating	Guest Back		Open Arm
			P	24	OPU
			Patient Back (21" & 24" only)		Open Arm Urethane Arm Cap
				30	CLS
					Closed Arm
				44	CLU
					Closed Arm Urethane Arm Cap
					COS
					Closed Start Arm/ Open Center Arm
					COU
					Closed Start Arm/ Open Center Arm Urethane Arm Cap

JORDAN | MULTIPLE SEATING - START, CENTER & END UNITS

DESCRIPTION/MODEL		Species	COM	2	COL	FABRIC GRADES				LEATHER	
			1		3	4	5	6	7	8	9
	21" Open Arm Center Unit, Guest Back										
	JOR2-CG21OPS	Beech	1006	1087	1170	1291	1415	1543	1681	1836	2110
	JOR2-CG21OPS	Maple	1080	1170	1252	1371	1509	1654	1798	1937	2209
	21" Open Arm Urethane Cap Center Unit, Guest Back										
	JOR2-CG21OPU	Beech	1071	1155	1236	1355	1484	1611	1748	1902	2175
	JOR2-CG21OPU	Maple	1145	1236	1319	1438	1575	1720	1866	2004	2277
	21" Closed Arm Center Unit, Guest Back										
	JOR2-CG21CLS	Beech	1064	1146	1228	1348	1475	1603	1737	1895	2170
	JOR2-CG21CLS	Maple	1137	1228	1311	1428	1566	1713	1859	1993	2269
	21" Closed Arm Urethane Cap Center Unit, Guest Back										
	JOR2-CG21CLU	Beech	1131	1213	1294	1413	1541	1669	1804	1961	2235
	JOR2-CG21CLU	Maple	1203	1294	1378	1494	1633	1779	1924	2061	2335
	24" Open Arm Center Unit, Guest Back										
	JOR2-CG24OPS	Beech	1035	1115	1198	1315	1442	1568	1707	1863	2136
	JOR2-CG24OPS	Maple	1123	1206	1291	1409	1543	1681	1836	1972	2247
	24" Open Arm Urethane Cap Center Unit, Guest Back										
	JOR2-CG24OPU	Beech	1100	1181	1265	1382	1510	1636	1775	1930	2203
	JOR2-CG24OPU	Maple	1190	1273	1355	1474	1611	1748	1902	2039	2314
	24" Closed Arm Center Unit, Guest Back										
	JOR2-CG24CLS	Beech	1089	1172	1254	1373	1503	1631	1767	1922	2195
	JOR2-CG24CLS	Maple	1182	1265	1348	1464	1603	1737	1895	2031	2304
	24" Closed Arm Urethane Cap Center Unit, Guest Back										
	JOR2-CG24CLU	Beech	1158	1240	1323	1440	1567	1695	1833	1988	2263
	JOR2-CG24CLU	Maple	1249	1330	1413	1533	1669	1804	1961	2097	2370
	30" Open Arm Center Unit, Guest Back										
	JOR2-CG30OPS	Beech	1380	1527	1654	1874	2091	2312	2531	2749	3095
	JOR2-CG30OPS	Maple	1489	1635	1781	2003	2219	2440	2658	2879	3223
	30" Open Arm Urethane Cap Center Unit, Guest Back										
	JOR2-CG30OPU	Beech	1446	1591	1720	1939	2159	2378	2597	2817	3162
	JOR2-CG30OPU	Maple	1557	1703	1849	2067	2287	2507	2723	2944	3291
	30" Closed Arm Center Unit, Guest Back										
	JOR2-CG30CLS	Beech	1439	1585	1713	1932	2149	2369	2588	2807	3156
	JOR2-CG30CLS	Maple	1547	1694	1840	2060	2278	2497	2717	2935	3282
	30" Closed Arm Urethane Cap Center Unit, Guest Back										
	JOR2-CG30CLU	Beech	1506	1650	1779	1997	2217	2436	2656	2873	3221
	JOR2-CG30CLU	Maple	1615	1761	1907	2126	2345	2563	2782	2999	3349

Please see **Page 21** for **Ordering Notes** and **Yardage** requirements.**PRODUCT CODE KEY**

Line	Series	Chair Type	Back Type	Size	Arm Type
JOR	2	C	G	21	OPS
Jordan	Chair	Center Unit Multiple Seating	Guest Back		Open Arm
			P	24	OPU
			Patient Back (21" & 24" only)		Open Arm Urethane Arm Cap
				30	CLS
					Closed Arm
				44	CLU
					Closed Arm Urethane Arm Cap

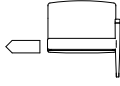




JORDAN | MULTIPLE SEATING - START, CENTER & END UNITS

DESCRIPTION/MODEL	Species	COM 1	2	COL 3	4	FABRIC GRADES 5	6	7	LEATHER 8	9
	44" Open Arm Center Unit, Guest Back									
	JOR2-CG44OPS Beech	1672	1854	2009	2265	2531	2795	3059	3323	3735
	JOR2-CG44OPS Maple	1808	1991	2157	2420	2685	2950	3214	3469	3889
	44" Open Arm Urethane Cap Center Unit, Guest Back									
	JOR2-CG44OPU Beech	1737	1922	2074	2332	2597	2861	3127	3391	3803
	JOR2-CG44OPU Maple	1875	2059	2221	2487	2751	3015	3281	3536	3956
	44" Closed Arm Center Unit, Guest Back									
	JOR2-CG44CLS Beech	1731	1912	2067	2321	2588	2852	3116	3383	3793
	JOR2-CG44CLS Maple	1866	2046	2214	2481	2743	3010	3271	3530	3948
	44" Closed Arm Urethane Cap Center Unit, Guest Back									
	JOR2-CG44CLU Beech	1796	1980	2134	2388	2656	2920	3185	3448	3860
	JOR2-CG44CLU Maple	1934	2115	2279	2544	2808	3076	3339	3594	4014
	21" Open Arm End Unit, Guest Back									
	JOR2-EG21OPS Beech	1006	1087	1170	1291	1415	1543	1681	1836	2110
	JOR2-EG21OPS Maple	1080	1170	1252	1371	1509	1654	1798	1937	2209
	21" Open Arm Urethane Cap End Unit, Guest Back									
	JOR2-EG21OPU Beech	1071	1155	1236	1355	1484	1611	1748	1902	2175
	JOR2-EG21OPU Maple	1145	1236	1319	1438	1575	1720	1866	2004	2277
	21" Closed Arm End Unit, Guest Back									
	JOR2-EG21CLS Beech	1064	1146	1228	1348	1475	1603	1737	1895	2170
	JOR2-EG21CLS Maple	1137	1228	1311	1428	1566	1713	1859	1993	2269
	21" Closed Arm Urethane Cap End Unit, Guest Back									
	JOR2-EG21CLU Beech	1131	1213	1294	1413	1541	1669	1804	1961	2235
	JOR2-EG21CLU Maple	1203	1294	1378	1494	1633	1779	1924	2061	2335
	24" Open Arm End Unit, Guest Back									
	JOR2-EG24OPS Beech	1035	1115	1198	1315	1442	1569	1707	1863	2136
	JOR2-EG24OPS Maple	1123	1206	1291	1409	1543	1681	1836	1972	2247
	24" Open Arm Urethane Cap End Unit, Guest Back									
	JOR2-EG24OPU Beech	1100	1181	1265	1382	1510	1636	1775	1930	2203
	JOR2-EG24OPU Maple	1190	1273	1355	1474	1611	1748	1902	2039	2314
	24" Closed Arm End Unit, Guest Back									
	JOR2-EG24CLS Beech	1089	1172	1254	1373	1503	1631	1767	1922	2195
	JOR2-EG24CLS Maple	1182	1265	1348	1464	1603	1737	1895	2031	2304
	24" Closed Arm Urethane Cap End Unit, Guest Back									
	JOR2-EG24CLU Beech	1158	1240	1323	1440	1567	1695	1833	1988	2263
	JOR2-EG24CLU Maple	1249	1330	1413	1533	1669	1804	1961	2097	2370
	30" Open Arm End Unit, Guest Back									
	JOR2-EG30OPS Beech	1380	1527	1654	1874	2091	2312	2531	2749	3095
	JOR2-EG30OPS Maple	1489	1635	1781	2003	2219	2440	2658	2879	3223
	30" Open Arm Urethane Cap End Unit, Guest Back									
	JOR2-EG30OPU Beech	1446	1591	1720	1939	2159	2378	2597	2817	3162
	JOR2-EG30OPU Maple	1557	1703	1849	2067	2287	2507	2723	2944	3291

Please see **Page 21** for **Ordering Notes** and **Yardage** requirements.**PRODUCT CODE KEY**

Line	Series	Chair Type	Back Type	Size	Arm Type
JOR	2	C	G	21	OPS
Jordan	Chair	Center Unit Multiple Seating	Guest Back		Open Arm
		E	P	24	OPU
			Patient Back (21" & 24" only)		Open Arm Urethane Arm Cap
				30	CLS
					Closed Arm
				44	CLU
					Closed Arm Urethane Arm Cap

JORDAN | MULTIPLE SEATING - START, CENTER & END UNITS

DESCRIPTION/MODEL	Species	COM		COL		FABRIC GRADES			LEATHER	
		1	2	3	4	5	6	7	8	9
	30" Closed Arm End Unit, Guest Back									
	JOR2-EG30CLS	Beech	1439	1585	1713	1932	2149	2369	2588	2807
	JOR2-EG30CLS	Maple	1547	1694	1840	2060	2278	2497	2717	2935
	30" Closed Arm Urethane Cap End Unit, Guest Back									
	JOR2-EG30CLU	Beech	1506	1650	1779	1997	2217	2436	2656	2873
	JOR2-EG30CLU	Maple	1615	1761	1907	2126	2345	2563	2782	2999
	44" Open Arm End Unit, Guest Back									
	JOR2-EG44OPS	Beech	1672	1854	2009	2265	2531	2795	3059	3323
	JOR2-EG44OPS	Maple	1808	1991	2157	2420	2685	2950	3214	3469
	44" Open Arm Urethane Cap End Unit, Guest Back									
	JOR2-EG44OPU	Beech	1737	1922	2074	2332	2597	2861	3127	3391
	JOR2-EG44OPU	Maple	1875	2059	2221	2487	2751	3015	3281	3536
	44" Closed Arm End Unit, Guest Back									
	JOR2-EG44CLS	Beech	1731	1912	2067	2321	2588	2852	3116	3383
	JOR2-EG44CLS	Maple	1866	2046	2214	2481	2743	3010	3271	3530
	44" Closed Arm Urethane Cap End Unit, Guest Back									
	JOR2-EG44CLU	Beech	1796	1980	2134	2388	2656	2920	3185	3448
	JOR2-EG44CLU	Maple	1934	2115	2279	2544	2808	3076	3339	3594

Please see **Page 21** for **Ordering Notes** and **Yardage** requirements.

Jordan Guest Option Upcharges		\$ List	\$ List
CAL 133 & Moisture Barrier (per yard)	61	21" & 24" Cleanable Under-seat Splashguard	39
Removable Seat Cover	86	30" Cleanable Under-seat Splashguard	46
21" & 24" - Removeable Guest Back Cover	56	44" Cleanable Under-seat Splashguard	61
30" & 44" - Removeable Guest Back Cover	86	Solid Surface Arm Cap (per arm) - Gr A White	227
21" & 24" - Removeable Patient Back Cover	86	Solid Surface Arm Cap (per arm) - Gr A Color	229
30" - Removeable Patient Back Cover	136	Solid Surface Arm Cap (per arm) - Gr B	239
Kinetic Back option (not available for 30" & 44")	115	Solid Surface Arm Cap (per arm) - Gr C	252
Non-Marring Glide	35	Combination Upholstery - Dual Fabrics	32
		Combination Upholstery - Three Fabrics	61

Patient backs are available on pre-configured units, please change the model number JOR2-PCG to JOR2-PCP and add the following upcharges per back:

Fabric Grades	(COM) 1	2	(COL) 3	4	5	6	7	8	9
21" Chair	257	303	348	455	542	603	678	754	829
24" Chair	271	324	366	485	563	647	724	813	897

NOTE: All option upcharges are per seat/back.

PRODUCT CODE KEY

Line	Series	Chair Type	Back Type	Size	Arm Type
JOR	2	E	G	21	OPS
Jordan	Chair	End Unit Multiple Seating	Guest Back		Open Arm
			P	24	OPU
			Patient Back (21" & 24" only)		Open Arm Urethane Arm Cap
				30	CLS
					Closed Arm
				44	CLU
					Closed Arm Urethane Arm Cap

JORDAN | MULTIPLE SEATING - FREESPAN UNITS

DIMENSIONS & COM REQUIREMENTS

UNIT WITH NO CENTER ARM

	Overall Width	Overall Depth	Overall Height	Seat Height	Height of Arms from Floor	Width Between Arms	Seat Depth	Shipping Weight	Cube	COM Seat & Back Yardage	COM Fabric Seat Yardage	COM Fabric Back Yardage	COM Fabric Closed Arm Panel Yardage
PCFG21X2A	46.5	27	34.25	18.5	26	42	19	70	28	3.2	1.8	2.8	0.9
PCFP21X2A	46.5	27	43.5	18.5	26	42	19	80	37	4.2	1.8	3.8	0.9
PCFG21X3A	68	27	34.25	18.5	26	63.5	19	99	40	4.8	2.7	4.2	0.9
PCFP21X3A	68	27	43.5	18.5	26	63.5	19	114	54	6.3	2.7	5.7	0.9
PCFG24X2A	52.5	27	34.25	18.5	26	48	19	77	30	3.8	1.8	2.8	0.9
PCFP24X2A	52.5	27	43.5	18.5	26	48	19	87	42	4.8	1.8	3.8	0.9
PCFG24X3A	77	27	34.25	18.5	26	72.5	19	111	45	5.7	2.7	4.2	0.9
PCFP24X3A	77	27	43.5	18.5	26	72.5	19	126	61	7.2	2.7	5.7	0.9

UNIT WITH CENTER ARM

	Overall Width	Overall Depth	Overall Height	Seat Height	Height of Arms from Floor	Width Between Arms	Seat Depth	Shipping Weight	Cube	COM Seat & Back Yardage	COM Fabric Seat Yardage	COM Fabric Back Yardage
PCFG21X2B	47.5	27	34.5	18.5	26	20.5	19	73	28	3.2	1.8	2.4
PCFP21X2B	47.5	27	43.5	18.5	26	20.5	19	83	38	4.2	1.8	3.8
PCFG21X3B	70.5	27	34.5	18.5	26	20.5	19	105	40	4.8	2.7	3.8
PCFP21X3B	70.5	27	43.5	18.5	26	20.5	19	120	56	6.3	2.7	5.7
PCFG24X2B	53.5	27	34.5	18.5	26	23.5	19	80	30	3.8	1.8	2.4
PCFP24X2B	53.5	27	43.5	18.5	26	23.5	19	90	43	4.8	1.8	3.8
PCFG24X3B	79.5	27	34.5	18.5	26	23.5	19	117	45	5.7	2.7	3.8
PCFP24X3B	79.5	27	43.5	18.5	26	23.5	19	132	63	7.2	2.7	5.7

UNIT WITH CENTER ARM (CONTINUED), GUEST AND PATIENT BACKS

Unit With Center Arm (Continued)	COM Fabric Closed Arm Panels (2 Arms)	COM Fabric Closed Arm Panels (3 Arms)	COM Fabric Closed Arm Panels (4 Arms)
PCF21X2B	0.9	1.35	
PCF21X3B	0.9		1.8
PCF24X2B	0.9	1.35	
PCF24X3B	0.9		1.8

Note: Some vinyls, leathers & upholsteries are not suitable for application on Jordan seating.

The approval process is as follows:

1. A sample of the COM must be provided to Krug Customer Service prior to or at the time of order. For Maharam or Momentum, Krug will obtain the fabric sample.
2. The sample will be reviewed and the customer advised if the fabric is unsuitable.
3. The COM fabric or leather will be inspected when received at the factory, to identify any further concerns with its suitability.

ORDERING NOTES:

A drawing showing the configuration of the multiple seating and tables is required with each purchase order.

Jordan Option Upcharges	\$ List	\$ List
CAL 133 & Moisture Barrier (per yard)	61	Solid Surface Arm Cap (per pair) - Gr A White 431
Removable Seat Cover	86	Solid Surface Arm Cap (per pair) - Gr A Color 437
21" & 24" - Removeable Back Cover	56	Solid Surface Arm Cap (per pair) - Gr B 459
21" & 24" Cleanable Under-seat Splashguard	39	Solid Surface Arm Cap (per pair) - Gr C 483
21" & 24" - Removeable Patient Back Cover	86	Ganging Bracket 56
Kinetic Back option (not available for 30" & 44")	115	Combination Upholstery - Dual Fabrics 32
Non-Marring Glide	36	Combination Upholstery - Three Fabrics 61

NOTE: All option upcharges are per seat/back.

Patient backs are available on pre-configured units, please change the model number JOR2-PCG to JOR2-PCP and add the following upcharges per back:

Fabric Grades	(COM) 1	2	(COL) 3	4	5	6	7	8	9
21" Chair	257	303	348	455	542	603	678	754	829
24" Chair	271	324	366	485	563	647	724	813	897

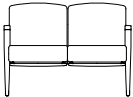
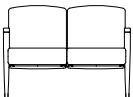
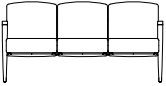
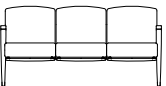
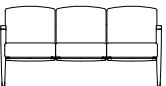
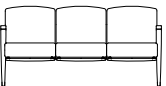
WEIGHT CAPACITIES

Jordan weight capacities are as follows:

2-Seat Freespan - 525 lbs per unit

3-Seat Freespan - 750 lbs per unit

JORDAN | MULTIPLE SEATING - FREESPAN UNITS WITHOUT CENTER ARMS

DESCRIPTION/MODEL	Species	COM		COL		FABRIC GRADES				LEATHER	
		1	2	3	4	5	6	7	8	9	
	21" Pre-Configured Freespan Unit - Open Arm 2 Seat, Guest Back										
	JOR2-PCFG21X2AOPS	Beech	1917	2063	2209	2430	2647	2885	3123	3396	3890
	JOR2-PCFG21X2AOPS	Maple	2058	2202	2347	2567	2804	3051	3289	3561	4071
	21" Pre-Configured Freespan Unit - Open Arm Urethane Cap 2 Seat, Guest Back										
	JOR2-PCFG21X2AOPS	Beech	2053	2198	2343	2560	2781	3016	3256	3531	4021
	JOR2-PCFG21X2AOPS	Maple	2189	2335	2482	2700	2936	3183	3420	3693	4206
	21" Pre-Configured Freespan Unit - Closed Arm Urethane Cap 2 Seat, Guest Back										
	JOR2-PCFG21X2ACLS	Beech	2034	2179	2327	2544	2765	2999	3238	3512	4006
	JOR2-PCFG21X2ACLS	Maple	2172	2318	2464	2684	2921	3164	3404	3676	4188
	21" Pre-Configured Freespan Unit - Closed Arm Urethane Cap 2 Seat, Guest Back										
	JOR2-PCFG21X2ACLU	Beech	2169	2314	2459	2677	2896	3135	3371	3645	4140
	JOR2-PCFG21X2ACLU	Maple	2304	2449	2597	2817	3054	3299	3536	3809	4320
	21" Pre-Configured Freespan Unit - Open Arm 3 Seat, Guest Backs										
	JOR2-PCFG21X3AOPS	Beech	2795	3013	3234	3554	3899	4236	4612	5033	5769
	JOR2-PCFG21X3AOPS	Maple	3008	3234	3452	3778	4145	4538	4930	5306	6042
	21" Pre-Configured Freespan Unit - Open Arm Urethane Cap 3 Seat, Guest Backs										
	JOR2-PCFG21X3AOPS	Beech	2927	3146	3366	3686	4034	4369	4743	5164	5901
	JOR2-PCFG21X3AOPS	Maple	3138	3366	3583	3913	4277	4670	5064	5439	6175
	21" Pre-Configured Freespan Unit - Closed Arm Urethane Cap 3 Seat, Guest Backs										
	JOR2-PCFG21X3ACLS	Beech	2911	3130	3349	3669	4015	4353	4729	5147	5887
	JOR2-PCFG21X3ACLS	Maple	3121	3349	3566	3896	4260	4655	5047	5421	6159
	21" Pre-Configured Freespan Unit - Closed Arm Urethane Cap 3 Seat, Guest Backs										
	JOR2-PCFG21X3ACLU	Beech	3042	3262	3481	3803	4147	4485	4862	5280	6019
	JOR2-PCFG21X3ACLU	Maple	3255	3481	3700	4029	4394	4789	5180	5554	6293

ORDERING NOTES:

A drawing showing the configuration of the multiple seating and tables is required with each purchase order.

Jordan Option Upcharges**\$ List****\$ List**

CAL 133 & Moisture Barrier (per yard)	61	Solid Surface Arm Cap (per pair) - Gr A White	431
Removable Seat Cover	86	Solid Surface Arm Cap (per pair) - Gr A Color	437
21" & 24" - Removeable Back Cover	56	Solid Surface Arm Cap (per pair) - Gr B	459
21" & 24" Cleanable Under-seat Splashguard	39	Solid Surface Arm Cap (per pair) - Gr C	483
21" & 24" - Removeable Patient Back Cover	86	Ganging Bracket	56
Kinetic Back option (not available for 30" & 44")	115	Combination Upholstery - Dual Fabrics	32
Non-Marring Glide	36	Combination Upholstery - Three Fabrics	61

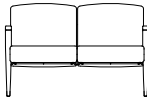
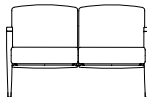
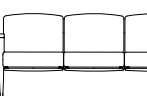
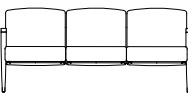
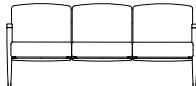
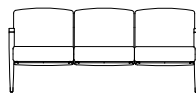
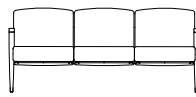
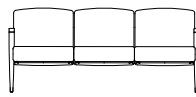
Patient backs are available on pre-configured units, please change the model number JOR2-PCG to JOR2-PCP and add the following upcharges per back:

Fabric Grades	(COM) 1	2	(COL) 3	4	5	6	7	8	9
21" Chair	257	303	348	455	542	603	678	754	829
24" Chair	271	324	366	485	563	647	724	813	897

NOTE: All option upcharges are per seat/back.**PRODUCT CODE KEY**

Line	Series	Chair Type	Back Type	Size	Unit Style	Arm Type
JOR	2	PCF	G	21X2	A	OPS
Jordan	Chair	Pre-Configured Freespan Multiple Unit	Guest Back		Unit with no Center Arm	Open Arm
			P	21X3	B	OPU
			Patient Back		Unit with Center Arm	Open Arm Urethane Arm Cap
				24X2		CLS
						Closed Arm
				24X3		CLU
						Closed Arm Urethane Arm Cap

JORDAN | MULTIPLE SEATING - FREESPAN UNITS WITHOUT CENTER ARMS

DESCRIPTION/MODEL	Species	COM		COL		FABRIC GRADES				LEATHER	
		1	2	3	4	5	6	7	8	9	
	24" Pre-Configured Freespan Unit - Open Arm 2 Seat, Guest Backs										
	JOR2-PCFG24X2AOPS	Beech	1991	2136	2282	2503	2721	2979	3196	3469	3963
	JOR2-PCFG24X2AOPS	Maple	2147	2294	2440	2658	2895	3140	3378	3654	4162
	24" Pre-Configured Freespan Unit - Open Arm Urethane Cap 2 Seat, Guest Backs										
	JOR2-PCFG24X2AOPU	Beech	2124	2270	2415	2636	2853	3111	3329	3603	4093
	JOR2-PCFG24X2AOPU	Maple	2279	2427	2571	2790	3029	3272	3511	3786	4295
	24" Pre-Configured Freespan Unit - Closed Arm 2 Seat, Guest Backs										
	JOR2-PCFG24X2ACLS	Beech	2107	2252	2399	2617	2839	3093	3311	3584	4080
	JOR2-PCFG24X2ACLS	Maple	2264	2410	2556	2774	3012	3258	3495	3770	4278
	24" Pre-Configured Freespan Unit - Closed Arm Urethane Cap 2 Seat, Guest Backs										
	JOR2-PCFG24X2ACLU	Beech	2240	2385	2532	2751	2969	3225	3446	3719	4212
	JOR2-PCFG24X2ACLU	Maple	2397	2542	2688	2908	3144	3391	3629	3902	4412
	24" Pre-Configured Freespan Unit - Open Arm 3 Seat, Guest Backs										
	JOR2-PCFG24X3AOPS	Beech	2904	3123	3341	3662	4009	4345	4721	5139	5878
	JOR2-PCFG24X3AOPS	Maple	3133	3361	3580	3908	4273	4666	5057	5450	6170
	24" Pre-Configured Freespan Unit - Open Arm Urethane Cap 3 Seat, Guest Backs										
	JOR2-PCFG24X3AOPU	Beech	3036	3256	3475	3794	4142	4481	4854	5274	6012
	JOR2-PCFG24X3AOPU	Maple	3266	3494	3711	4040	4406	4798	5191	5584	6304
	24" Pre-Configured Freespan Unit - Closed Arm 3 Seat, Guest Backs										
	JOR2-PCFG24X3ACLS	Beech	3019	3238	3459	3777	4126	4462	4838	5257	5994
	JOR2-PCFG24X3ACLS	Maple	3249	3478	3696	4022	4390	4783	5172	5568	6288
	24" Pre-Configured Freespan Unit - Closed Arm Urethane Cap 3 Seat, Guest Backs										
	JOR2-PCFG24X3ACLU	Beech	3155	3371	3591	3910	4258	4594	4969	5390	6128
	JOR2-PCFG24X3ACLU	Maple	3383	3609	3829	4158	4522	4916	5307	5700	6419

ORDERING NOTES:

A drawing showing the configuration of the multiple seating and tables is required with each purchase order.

Jordan Option Upcharges	\$ List		\$ List
CAL 133 & Moisture Barrier (per yard)	61	Solid Surface Arm Cap (per pair) - Gr A White	431
Removable Seat Cover	86	Solid Surface Arm Cap (per pair) - Gr A Color	437
21" & 24" - Removeable Back Cover	56	Solid Surface Arm Cap (per pair) - Gr B	459
21" & 24" Cleanable Under-seat Splashguard	39	Solid Surface Arm Cap (per pair) - Gr C	483
21" & 24" - Removeable Patient Back Cover	86	Ganging Bracket	56
Combination Upholstery - Dual Fabrics	32	Non-Marring Glide	36
Combination Upholstery - Three Fabrics	61	Kinetic Back option (not available for 30" & 44")	115

Patient backs are available on pre-configured units, please change the model number JOR2-PCG to JOR2-PCP and add the following upcharges per back:

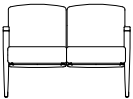
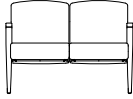
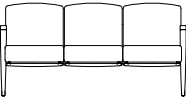

Fabric Grades	(COM) 1	2	(COL) 3	4	5	6	7	8	9
21" Chair	257	303	348	455	542	603	678	754	829
24" Chair	271	324	366	485	563	647	724	813	897

NOTE: All option upcharges are per seat/back.

PRODUCT CODE KEY

Line	Series	Chair Type	Back Type	Size	Unit Style	Arm Type
JOR	2	PCF	G	21X2	A	OPS
Jordan	Chair	Pre-Configured Freespan Multiple Unit	Guest Back		Unit with no Center Arm	Open Arm
			P	21X3	B	OPU
			Patient Back		Unit with Center Arm	Open Arm Urethane Arm Cap
				24X2		CLS
						Closed Arm
				24X3		CLU
						Closed Arm Urethane Arm Cap

JORDAN | MULTIPLE SEATING - FREESPAN UNITS WITH CENTER ARMS

DESCRIPTION/MODEL	Species	COM		COL		FABRIC GRADES				LEATHER	
		1	2	3	4	5	6	7	8	9	
	21" Pre-Configured Freespan Center Arm Unit - Open Arm 2 Seat, Guest Backs										
	JOR2-PCFG21X2BOPS	Beech	1991	2136	2282	2503	2721	2958	3196	3469	3963
	JOR2-PCFG21X2BOPS	Maple	2130	2274	2420	2640	2755	3123	3361	3634	4145
	21" Pre-Configured Freespan Center Arm Unit - Open Arm Urethane Cap 2 Seat, Guest Backs										
	JOR2-PCFG21X2BOPU	Beech	2190	2336	2483	2702	2921	3158	3395	3669	4161
	JOR2-PCFG21X2BOPU	Maple	2328	2473	2618	2840	3078	3322	3560	3833	4344
	21" Pre-Configured Freespan Center Arm Unit - Closed Arm 2 Seat, Guest Backs										
	JOR2-PCFG21X2BCLS	Beech	2165	2312	2458	2675	2895	3133	3369	3643	4137
	JOR2-PCFG21X2BCLS	Maple	2303	2448	2594	2816	3053	3297	3535	3807	4319
	21" Pre-Configured Freespan Center Arm Unit - Closed Arm Urethane Cap 2 Seat, Guest Backs										
	JOR2-PCFG21X2BCLU	Beech	2365	2511	2657	2878	3094	3332	3567	3844	4337
	JOR2-PCFG21X2BCLU	Maple	2503	2647	2795	3013	3250	3496	3734	4007	4519
	21" Pre-Configured Freespan Center Arm Unit - Open Arm 3 Seat, Guest Backs										
	JOR2-PCFG21X3BOPS	Beech	2941	3159	3378	3698	4045	4383	4758	5179	5916
	JOR2-PCFG21X3BOPS	Maple	3154	3378	3597	3923	4291	4685	5076	5450	6188
	21" Pre-Configured Freespan Center Arm Unit - Open Arm Urethane Cap 3 Seat, Guest Backs										
	JOR2-PCFG21X3BOPU	Beech	3206	3424	3643	3964	4312	4647	5023	5444	6183
	JOR2-PCFG21X3BOPU	Maple	3418	3643	3865	4190	4557	4949	5342	5717	6457
	21" Pre-Configured Freespan Center Arm Unit - Closed Arm 3 Seat, Guest Backs										
	JOR2-PCFG21X3BCLS	Beech	3172	3392	3610	3933	4277	4614	4991	5409	6149
	JOR2-PCFG21X3BCLS	Maple	3384	3610	3830	4159	4523	4919	5308	5684	6422
	21" Pre-Configured Freespan Center Arm Unit - Closed Arm Urethane Cap 3 Seat, Guest Backs										
	JOR2-PCFG21X3BCLU	Beech	3437	3659	3875	4196	4544	4879	5256	5675	6414
	JOR2-PCFG21X3BCLU	Maple	3647	3875	4093	4423	4791	5182	5574	5948	6686

ORDERING NOTES:

A drawing showing the configuration of the multiple seating and tables is required with each purchase order.

Jordan Option Upcharges	\$ List		\$ List
CAL 133 & Moisture Barrier (per yard)	61	Solid Surface Arm Cap (per pair) - Gr A White	431
Removable Seat Cover	86	Solid Surface Arm Cap (per pair) - Gr A Color	437
21" & 24" - Removeable Back Cover	56	Solid Surface Arm Cap (per pair) - Gr B	459
21" & 24" Cleanable Under-seat Splashguard	39	Solid Surface Arm Cap (per pair) - Gr C	483
21" & 24" - Removeable Patient Back Cover	86	Ganging Bracket	56
Kinetic Back option (not available for 30" & 44")	115	Non-Marring Glide	36

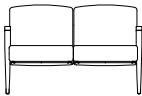
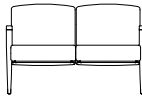

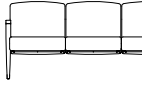
Patient backs are available on pre-configured units, please change the model number JOR2-PCG to JOR2-PCP and add the following upcharges per back:

Fabric Grades	(COM) 1	2	(COL) 3	4	5	6	7	8	9
21" Chair	257	303	348	455	542	603	678	754	829
24" Chair	271	324	366	485	563	647	724	813	897

NOTE: All option upcharges are per seat/back.**PRODUCT CODE KEY**

Line	Series	Chair Type	Back Type	Size	Unit Style	Arm Type
JOR	2	PCF	G	21X2	A	OPS
Jordan	Chair	Pre-Configured Freespan Multiple Unit	Guest Back		Unit with no Center Arm	Open Arm
			P	21X3	B	OPU
			Patient Back		Unit with Center Arm	Open Arm Urethane Arm Cap
				24X2		CLS
						Closed Arm
				24X3		CLU
						Closed Arm Urethane Arm Cap

JORDAN | MULTIPLE SEATING - FREESPAN UNITS WITH CENTER ARMS

DESCRIPTION/MODEL	Species	COM		COL		FABRIC GRADES				LEATHER	
		1	2	3	4	5	6	7	8	9	
	24" Pre-Configured Freespan Center Arm Unit - Open Arm 2 Seat, Guest Backs										
	JOR2-PCFG24X2BOPS	Beech	2063	2209	2355	2575	2795	3051	3269	3541	4036
	JOR2-PCFG24X2BOPS	Maple	2219	2367	2512	2731	2967	3214	3452	3725	4236
	24" Pre-Configured Freespan Center Arm Unit - Open Arm Urethane Cap 2 Seat, Guest Backs										
	JOR2-PCFG24X2BOPU	Beech	2264	2410	2556	2774	2993	3249	3468	3743	4233
	JOR2-PCFG24X2BOPU	Maple	2419	2566	2712	2930	3168	3412	3648	3922	4435
	24" Pre-Configured Freespan Center Arm Unit - Closed Arm 2 Seat, Guest Backs										
	JOR2-PCFG24X2BCLS	Beech	2237	2384	2531	2749	2967	3223	3442	3717	4211
	JOR2-PCFG24X2BCLS	Maple	2396	2541	2686	2907	3142	3390	3628	3899	4411
	24" Pre-Configured Freespan Center Arm Unit - Closed Arm Urethane Cap 2 Seat, Guest Backs										
	JOR2-PCFG24X2BCLU	Beech	2438	2584	2730	2949	3168	3423	3641	3917	4410
	JOR2-PCFG24X2BCLU	Maple	2592	2740	2885	3105	3341	3588	3823	4100	4611
	24" Pre-Configured Freespan Center Arm Unit - Open Arm 3 Seat, Guest Backs										
	JOR2-PCFG24X3BOPS	Beech	3051	3269	3488	3807	4156	4491	4867	5285	6024
	JOR2-PCFG24X3BOPS	Maple	3278	3507	3725	4055	4419	4813	5204	5597	6317
	24" Pre-Configured Freespan Center Arm Unit - Open Arm Urethane Cap 3 Seat, Guest Backs										
	JOR2-PCFG24X3BOPU	Beech	3318	3535	3753	4075	4420	4758	5133	5553	6290
	JOR2-PCFG24X3BOPU	Maple	3543	3772	3990	4319	4685	5079	5469	5863	6583
	24" Pre-Configured Freespan Center Arm Unit - Closed Arm 3 Seat, Guest Backs										
	JOR2-PCFG24X3BCLS	Beech	3282	3499	3720	4040	4389	4725	5099	5519	6258
	JOR2-PCFG24X3BCLS	Maple	3511	3740	3957	4288	4653	5043	5437	5829	6548
	24" Pre-Configured Freespan Center Arm Unit - Closed Arm Urethane Cap 3 Seat, Guest Backs										
	JOR2-PCFG24X3BCLU	Beech	3546	3767	3985	4306	4654	4991	5365	5785	6523
	JOR2-PCFG24X3BCLU	Maple	3775	4005	4224	4553	4919	5311	5701	6095	6815

ORDERING NOTES:

A drawing showing the configuration of the multiple seating and tables is required with each purchase order.

Jordan Option Upcharges	\$ List		\$ List
CAL 133 & Moisture Barrier (per yard)	61	Solid Surface Arm Cap (per pair) - Gr A White	431
Removable Seat Cover	86	Solid Surface Arm Cap (per pair) - Gr A Color	437
21" & 24" - Removeable Back Cover	56	Solid Surface Arm Cap (per pair) - Gr B	459
21" & 24" Cleanable Under-seat Splashguard	39	Solid Surface Arm Cap (per pair) - Gr C	483
21" & 24" - Removeable Patient Back Cover	86	Ganging Bracket	56
Combination Upholstery - Dual Fabrics	32	Non-Marring Glide	36
Combination Upholstery - Three Fabrics	61	Kinetic Back option (not available for 30" & 44")	115

Patient backs are available on pre-configured units, please change the model number JOR2-PCG to JOR2-PCP and add the following upcharges per back:

Fabric Grades	(COM) 1	2	(COL) 3	4	5	6	7	8	9
21" Chair	257	303	348	455	542	603	678	754	829
24" Chair	271	324	366	485	563	647	724	813	897

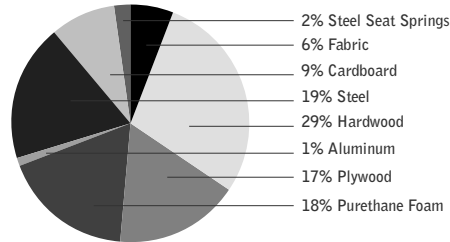
NOTE: All option upcharges are per seat/back.**PRODUCT CODE KEY**

Line	Series	Chair Type	Back Type	Size	Unit Style	Arm Type
JOR	2	PCF	G	21X2	A	OPS
Jordan	Chair	Pre-Configured	Guest Back Freespan Multiple Unit		Unit with no	Open Arm Center Arm
			P	21X3	B	OPU
			Patient Back		Unit with Center Arm	Open Arm Urethane Arm Cap
				24X2		CLS
						Closed Arm
				24X3		CLU
						Closed Arm Urethane Arm Cap

LEED CI CREDITS



MATERIAL CONTENT:



PRE-CONSUMER
RECYCLED CONTENT = 6%

POST-CONSUMER
RECYCLED CONTENT = 13%

Up to 28.7% of this Jordan product is recyclable at the end of its useful life.

CONTRIBUTES TO

CREDIT 2.1 - 2.2	Construction Waste Management	1-2 point(s)
CREDIT 3.3	Resource Reuse	1 point
CREDIT 4.1	Recycled Content	1 point
CREDIT 4.5	Low Emitting Materials, Systems & Seating	1 point
CREDIT 5.1	Regional Materials*	1 point
CREDIT 7	Certified Wood (MUST BE REQUESTED)	1 point(s)

*This credit is only applicable if in total 20% of the combined value of the procurement of construction materials and in the furniture are manufactured within a radius of 500 miles. This credit will apply if the installation of the finished product occurs within 500 miles of Kitchener, Ontario.

level® CERTIFICATION, AIR EMISSIONS AND FSC® CERTIFICATION



level® CERTIFICATION

BIFMA's e3 Furniture Sustainability Standard is a voluntary, multi-attribute standard that measures the degree of sustainability of furniture. This standard evaluates product and company environmental attributes and compliance systems in a wide range of elements which include Materials, Energy & Atmosphere, Human & Ecosystem Health and Social Responsibility. Jordan products have earned level®, BIFMA's sustainability certification program for furniture, certification through third-party verification against the e3 standard.

AIR-EMISSIONS

All Jordan products are supplied with air-emissions certified. Contact customer service for information.



FSC®

In 2005, Krug received Forest Stewardship Council® (FSC®) Chain-of-Custody certification for our manufacturing facilities. The FSC® Chain-of-Custody tracks certified wood from seedling to final sale. It verifies that the material for our FSC® certified products only come from well-managed, FSC®-certified forests and other controlled sources. FSC® is dedicated to the promotion of responsible forest management worldwide helping to take care of forests for future generations. Jordan and other Krug products can be specified with FSC® Certification. Contact customer service for further information, pricing and lead times.



Architects, designers, and building professionals can specify FSC®-certified products in order to achieve a point from the U.S. Green Building Council's Leadership in Energy and Environmental Design (LEED) Rating System.

SIN 339113H - Hospital Geriatric Chairs & Lounge

JORDAN | EASY ACCESS CHAIR - DIMENSIONS & COM REQUIREMENTS

DIMENSIONS

	Overall Width	Overall Depth	Overall Height	Seat Height	Height of Arms from Floor	Footrest Height	Width Between Arms	Seat Depth	Shipping Weight	Cubes
21" Guest	25	28.25	40	24	32	6.75	20.5	19	49	21
24" Guest	28	28.25	40	24	32	6.75	23.5	19	53	21
21" Patient	25	28.25	49.25	24	32	6.75	20.5	19	54	26
24" Patient	28	28.25	49.25	24	32	6.75	23.5	19	58	26

COM YARDAGES - Guest Easy Access Chair

	COM Yardage Seat Only	COM Yardage Back Only	COM Yardage Seat & Back
21" & 24" Guest - One Chair	0.9	1.4	1.6
21" & 24" Guest - Two Chairs	1.3	2.8	3.2
21" & 24" Guest - Three Chairs	2.2	4.2	4.8
21" & 24" Guest - Four Chairs	2.6	5.6	6.4

COM YARDAGES - Patient Guest Easy Access Chair

	COM Yardage Seat Only	COM Yardage Back Only	COM Yardage Seat & Back
21" & 24" Patient - One Chair	0.9	1.9	2.2
21" & 24" Patient - Two Chairs	1.3	3.8	4.2
21" & 24" Patient - Three Chairs	2.2	5.7	6.3
21" & 24" Patient - Four Chairs	2.6	7.6	8.4

JORDAN | EASY ACCESS CHAIR

21" Guest21" Patient



WEIGHT CAPACITIES


Jordan weight capacities are as follows:
Easy Access Chairs (21" & 24") - 350 lbs


FEATURES:


For a complete list of features see [Page 3](#).


Jordan Guest Option Upcharges	\$ List		\$ List
CAL 133 & Moisture Barrier (per yard)	61	Solid Surface Arm Cap (per pair) - Gr A White	431
Removable Seat Cover	86	Solid Surface Arm Cap (per pair) - Gr A Color	437
21" & 24" - Removeable Back Cover	56	Solid Surface Arm Cap (per pair) - Gr B	459
21" & 24" Cleanable Under-seat Splashguard	39	Solid Surface Arm Cap (per pair) - Gr C	483
21" & 24" - Removeable Patient Back Cover	86		
Non-Marring Glide	36		
Combination Upholstery - Dual Fabrics	32		
Combination Upholstery - Three Fabrics	61		

SIN 339113H - Hospital Geriatric Chairs & Lounge
JORDAN | EASY ACCESS CHAIR

DESCRIPTION/MODEL	Species	COM		COL		FABRIC GRADES			LEATHER	
		1	2	3	4	5	6	7	8	9
	21" Guest, Open Arm									
	JOR2-HG21OPS Beech	1597	1642	1688	1783	1883	1981	2079	2175	2312
	JOR2-HG21OPS Maple	1703	1748	1793	1891	1988	2087	2185	2280	2418

	24" Guest, Open Arm									
	JOR2-HG24OPS Beech	1649	1694	1739	1837	1936	2033	2132	2230	2365
	JOR2-HG24OPS Maple	1748	1793	1837	1936	2033	2132	2230	2327	2463

	21" Patient, Open Arm									
	JOR2-HP21OPS Beech	1718	1798	1883	2046	2214	2379	2544	2712	2952
	JOR2-HP21OPS Maple	1798	1883	1965	2132	2297	2463	2629	2794	3035

	24" Patient, Open Arm									
	JOR2-HP24OPS Beech	1764	1846	1928	2092	2260	2424	2589	2756	2996
	JOR2-HP24OPS Maple	1837	1921	2004	2170	2335	2500	2665	2830	3070

DESCRIPTION/MODEL	Price
 Metal Footrest Cap JOR2-RHFRG	77

ORDERING NOTES:

For **Urethane Arm Caps**, Please change the "S" in the model number to a "U" and add an upcharge of **\$130 list** per chair.

PRODUCT CODE KEY

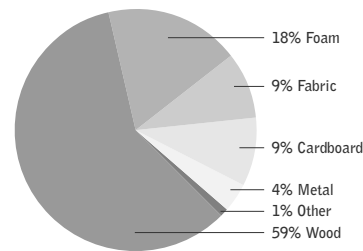
Line	Series	Chair Type	Size	Arm Type
JOR Jordan	2 Chair	HG Easy Access Guest Chair	21	OPS Open Arm
		HP Easy Access Patient Chair	24	OPU Open Arm Urethane Arm Cap

JORDAN | ENVIRONMENTAL SUMMARY

LEED CI CREDITS



MATERIAL CONTENT:



PRE-CONSUMER
RECYCLED CONTENT = 2%

POST-CONSUMER
RECYCLED CONTENT = 12%

CONTRIBUTES TO

CREDIT 2.1 - 2.2	Construction Waste Management	1-2 point(s)
CREDIT 3.3	Resource Reuse	1 point
CREDIT 4.1	Recycled Content	1 point
CREDIT 4.5	Low Emitting Materials, Systems & Seating	1 point
CREDIT 5.1	Regional Materials*	1 point
CREDIT 7	Certified Wood (MUST BE REQUESTED)	1 point(s)

*This credit is only applicable if in total 20% of the combined value of the procurement of construction materials and in the furniture are manufactured within a radius of 500 miles. This credit will apply if the installation of the finished product occurs within 500 miles of Kitchener, Ontario.

level® CERTIFICATION, AIR EMISSIONS AND FSC® CERTIFICATION



level® CERTIFICATION

BIFMA's e3 Furniture Sustainability Standard is a voluntary, multi-attribute standard that measures the degree of sustainability of furniture. This standard evaluates product and company environmental attributes and compliance systems in a wide range of elements which include Materials, Energy & Atmosphere, Human & Ecosystem Health and Social Responsibility. Jordan products have earned level®, BIFMA's sustainability certification program for furniture, certification through third-party verification against the e3 standard.

AIR-EMISSIONS

All Jordan products are supplied with air-emissions certified. Contact customer service for information.



FSC®

In 2005, Krug received Forest Stewardship Council® (FSC®) Chain-of-Custody certification for our manufacturing facilities. The FSC® Chain-of-Custody tracks certified wood from seedling to final sale. It verifies that the material for our FSC® certified products only come from well-managed, FSC®-certified forests and other controlled sources. FSC® is dedicated to the promotion of responsible forest management worldwide helping to take care of forests for future generations. Jordan and other Krug products can be specified with FSC® Certification. Contact customer service for further information, pricing and lead times.



Architects, designers, and building professionals can specify FSC®-certified products in order to achieve a point from the U.S. Green Building Council's Leadership in Energy and Environmental Design (LEED) Rating System.

JORDAN | LOUNGE - DIMENSIONS & COM REQUIREMENTS

DIMENSIONS & COM REQUIREMENTS

	Overall Width	Overall Depth	Overall Height	Seat Height	Height of Arms from Floor	Width Between Arms	Seat Depth	Shipping Weight	Cube
One-Seater	29	30.5	34.5	17.25	26	23	20	78	22
Two-seater	52	30.5	34.5	17.25	26	46	20	106	34
Three-seater	75	30.5	34.5	17.25	26	69	20	131	49

COM - YARDAGE REQUIREMENTS

	COM Yardage Entire Unit	COM Yardage Seat Only	COM Yardage Back Only	COM Yardage Arms Only	COM Yardage Kickplate
One-Seat - One Chair	4.6	1.1	1.7	2.9	0.3
One-Seat - Two Chairs	9.2	1.9	2.6	5.8	0.3
One-Seat - Three Chairs	13.8	2.9	4.3	8.7	0.6
One-Seat - Four Chairs	18.4	3.8	5.2	11.6	0.6
Two-Seat - One Chair	6	1.5	2.5	2.9	0.3
Two-Seat - Two Chairs	12	2.94	4.3	5.8	0.6
Two-Seat - Three Chairs	18	4.38	6.8	8.7	0.9
Two-Seat - Four Chairs	24	5.9	8.6	11.6	1.2
Three-Seat - One Chair	7.6	2.1	3.4	2.9	0.6
Three-Seat - Two Chairs	15.2	4.2	6.1	5.8	0.9
Three-Seat - Three Chairs	22.8	6.3	9.5	8.7	1.4
Three-Seat - Four Chairs	30.4	8.4	12.2	11.6	1.7

Note: Some vinyls, leathers & upholsteries are not suitable for application on Jordan seating. Please refer to [page 91](#) for C.O.M approval process.

WEIGHT CAPACITIES

Jordan weight capacities are as follows:

One -Seat - 350 lbs

Two- Seat - 525 lbs

Three - Seat - 750 lbs

Jordan Option Upcharges	\$ List		\$ List
CAL 133 & Moisture Barrier (per yard)	61	Removeable Back Cover - One Seat	152
Removable Seat Cover - one seat	152	Removeable Back Cover - Two Seat	303
Removable Seat Cover - two seat	303	Removeable Back Cover - Three Seat	455
Removable Seat Cover - three seat	455	Solid Surface Arm Cap (per pair) - Gr A White	493
Non-Marring Glide	36	Solid Surface Arm Cap (per pair) - Gr A Color	502
Combination Upholstery - Dual Fabrics	32	Solid Surface Arm Cap (per pair) - Gr B	522
Combination Upholstery - Three Fabrics	61	Solid Surface Arm Cap (per pair) - Gr C	550

JORDAN | LOUNGE - FEATURES & OPTIONS



CLEAN OUT

Jordan lounge seating models have a built-in clean out feature: a space at the back of the seat that allows dirt debris and liquid to be forced through and fall to the floor for easy clean up and maintenance - designed so that it does not detract from the comfort or appearance of the product.



GLIDES

Jordan Lounge is available with two options for glides - the stainless steel glide, or the white nylon glide. The white nylon glide is ideal on flooring that is easily marked. The stainless comes standard unless the white nylon glide is specified when ordering.



FULL URETHANE ARMS

Jordan full urethane arms have a soft outer skin that enhances comfort and provides excellent grip for safety of ingress and egress. They are highly durable, easy to clean and maintain, and will retain a like-new look even with intensive use. They are available in three colors; Taupe, Grey and Black.



LEGS

Jordan Lounge are available with wood legs - in either Beech or Maple, as well as in three urethane color options; Black, Grey and Taupe. Two options exist for glides on the Jordan Lounge. The white nylon glides are ideal for use on flooring that is easily marked. The stainless steel glides should be utilized for all other types floor surfaces.

WEIGHT CAPACITIES

Jordan weight capacities are as follows:

- One -Seat - 350 lbs
- Two- Seat - 525 lbs
- Three - Seat - 750 lbs

CUSTOM CAPABILITIES

Modifications in dimension, seat and back shape or thickness, and other modifications are possible with Krug's capability to customize for specific requirements and needs. We can also provide custom finishes.

FINISH DURABILITY

The Krug Enduraguard finish, a proprietary catalyzed varnish formulation, has been repeatedly shown, through independent laboratory testing, to be the industry leader in durability and abrasion resistance. The Krug finish looks better longer than competitors, and is uniquely suited to the demands of healthcare environments.

LATEX FREE

Krug products are made with latex-free materials to prevent the allergic reaction that latex causes in some people.

OPTIONS

SOLID SURFACE ARM CAP

The optional Solid Surface Arm Cap provides enhanced durability, protection and cleanability for the arms. This is field replaceable if this becomes damaged or degraded and is available in 8 standard colors. See [page 94](#) for color selection.

COMBINATION UPHOLSTERY OPTIONS

When combination upholstery is specified with fabric of the same grade or COM, an upcharge for dual fabrics is **\$32 list** per unit and **\$61 list** per unit for three fabrics will be applied. When graded in combination upholstery is selected, use the highest grade upholstery selected or to obtain a quote for blended grading contact Customer Service (please provide the fabrics specified and location of where each fabric is to be applied on the product).

MOISTURE BARRIER & CAL 133

California Technical Bulletin 133 is a flammability test for seating. Krug offers a compliance method, in combination with non-flammable upholstery covers, may enable products to meet certification requirements for this test. This process at the same time also provides the products with a Moisture Barrier - a treatment that helps to prevent the passage of liquids and moisture to inside of the upholstered components - thereby conferring sanitary and anti-infection benefits. So when CAL 133 is specified, the product also automatically has a Moisture Barrier, and when a Moisture Barrier is specified, the product also features the compliance method and low flammability features of CAL 133.

The application of this up-charge and the compliance method does not mean that the specific configuration of product and upholstery cover are tested and officially certified as being CAL133 compliant. If the official certification is required, Krug will provide this (through an independent certified testing laboratory) at a charge of \$874 per item, plus the cost of the product to be tested. Lead time for certification testing is typically 4-8 weeks. Moisture Barrier & CAL 133 is available for an upcharge of **\$61 list** per yard.






REMOVABLE AND REPLACEABLE COVERS

Jordan Lounge Chairs are available with a Removable Seat & Back Covers.

ADDITIONAL FEATURES

- Lifetime warranty
- air-emissions certified
- Spring seat construction, providing exceptional comfort and longer life for seat foam.
- Mortise and tenon frame construction, for optimal strength in wood joinery.
- Jordan sets a new standard for comfort and ergonomics in healthcare seating. Designed for ergonomically-correct posture and long-term sitting comfort, with contoured back and seat molds. Multi-density foam, provides lumbar, thoracic and pelvic support, while encouraging a healthy sitting posture.
- Large, rounded arms provide support for safe and easy ingress and egress.
- Certified to meet CTB 133/ ASTM E-1537 with appropriate fabrics

--

DESCRIPTION/MODEL	Species	COM		COL		FABRIC GRADES		LEATHER		
		1	2	3	4	5	6	7	8	9
	One-Seat, Upholstered Arm									
	JOR3-1UPH Beech/Urethane	1808	1991	2230	2647	3087	3525	3963	4400	5112
	JOR3-1UPH Maple	1863	2044	2282	2703	3140	3580	4016	4456	5167
	One-Seat, Upholstered Arm with Urethane Arm Cap									
	JOR3-1UUR Beech/Urethane	1901	2085	2323	2740	3180	3619	4057	4494	5205
	JOR3-1UUR Maple	1957	2137	2376	2797	3234	3673	4109	4549	5260
	One-Seat, Full Urethane Arm									
	JOR3-1FUR Beech/Urethane	1922	2106	2344	2761	3201	3640	4078	4515	5226
	JOR3-1FUR Maple	1965	2158	2397	2818	3255	3694	4130	4570	5281
	One-Seat, Wood Arm									
	JOR3-1WOD Beech/Urethane	2022	2206	2444	2861	3301	3740	4177	4614	5326
	JOR3-1WOD Maple	2077	2258	2496	2917	3354	3794	4230	4670	5381
	One-Seat, Wood Arm with Urethane Arm Cap									
	JOR3-1URE Beech/Urethane	2145	2328	2567	2984	3424	3862	4300	4737	5449
	JOR3-1URE Maple	2200	2381	2619	3040	3477	3917	4353	4793	5504

Jordan Option Upcharges	\$ List	\$ List
CAL 133 & Moisture Barrier (per yard)	61	Solid Surface Arm Cap (per pair) - Gr A White 493
Removable Seat Cover - One-seat	152	Solid Surface Arm Cap (per pair) - Gr A Color 502
Removeable Back Cover - One-seat	152	Solid Surface Arm Cap (per pair) - Gr B 522
Non-Marring Glide	36	Solid Surface Arm Cap (per pair) - Gr C 550
Combination Upholstery - Dual Fabrics	32	
Combination Upholstery - Three Fabrics	61	



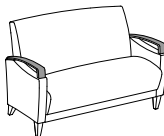


ORDERING NOTES:

Jordan lounge chairs are available with Black, Grey or Taupe Urethane legs at no additional charge.

PRODUCT CODE KEY

Line	Series	Size	Arm Types	
JOR	3	1	UPH	USS
Jordan	Lounge Seating	One-Seat	Upholstered Arm	Upholstered Arm with Solid Surface Arm Cap
			UUR	SSC
			Upholstered Arm with Urethane Arm Cap	Wood Arm with Solid Surface Arm Cap
			FUR	
			Full Urethane Arm	
			WOD	
			Wood Arm	
			URE	
			Wood Arm with Urethane Arm Cap	

JORDAN | LOUNGE

DESCRIPTION/MODEL		Species	COM 1	2	COL 3	4	FABRIC GRADES 5		6	7	LEATHER 8	9
	Two-Seat, Upholstered Arm											
	JOR3-2UPH	Beech/Urethane	2531	2787	3214	3725	4236	4747	5260	5769	6665	
	JOR3-2UPH	Maple	2567	2822	3250	3762	4273	4784	5295	5807	6701	
<hr/>												
	Two-Seat, Upholstered Arm with Urethane Arm Cap											
	JOR3-2UUR	Beech/Urethane	2625	2881	3307	3818	4330	4840	5353	5863	6758	
	JOR3-2UUR	Maple	2660	2915	3344	3855	4366	4878	5388	5901	6794	
<hr/>												
	Two-Seat, Full Urethane Arm											
	JOR3-2FUR	Beech/Urethane	2646	2902	3328	3839	4351	4861	5374	5884	6779	
	JOR3-2FUR	Maple	2681	2936	3365	3876	4387	4899	5409	5922	6815	
<hr/>												
	Two-Seat, Wood Arm											
	JOR3-2WOD	Beech/Urethane	2745	3001	3428	3939	4450	4961	5474	5983	6879	
	JOR3-2WOD	Maple	2781	3036	3465	3976	4487	4999	5509	6021	6915	
<hr/>												
	Two-Seat, Wood Arm with Urethane Arm Cap											
	JOR3-2URE	Beech/Urethane	2868	3124	3551	4062	4573	5084	5597	6106	7002	
	JOR3-2URE	Maple	2904	3159	3587	4099	4610	5121	5632	6144	7038	

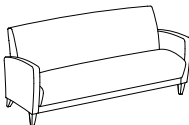
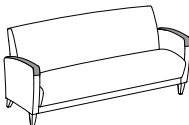
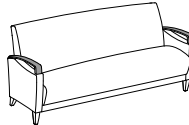
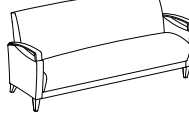
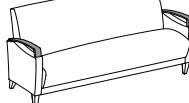
Jordan Option Upcharges	\$ List		\$ List	
CAL 133 & Moisture Barrier (per yard)	61		Solid Surface Arm Cap (per pair) - Gr A White	493
Removable Seat Covers - Two-seat	303		Solid Surface Arm Cap (per pair) - Gr A Color	502
Removeable Back Covers - Two-Seat	303		Solid Surface Arm Cap (per pair) - Gr B	522
Non-Marring Glide	36		Solid Surface Arm Cap (per pair) - Gr C	550
Combination Upholstery - Dual Fabrics	32			
Combination Upholstery - Three Fabrics	61			

ORDERING NOTES:

Jordan lounge chairs are available with Black, Grey or Taupe Urethane legs at no additional charge.

PRODUCT CODE KEY

Line	Series	Size	Arm Types	
JOR	3	2	UPH	USS
Jordan	Lounge Seating	Two-Seat	Upholstered Arm	Upholstered Arm with Solid Surface Arm Cap
			UUR	SSC
			Upholstered Arm with Urethane Arm Cap	Wood Arm with Solid Surface Arm Cap
			FUR	
			Full Urethane Arm	
			WOD	
			Wood Arm	
			URE	
			Wood Arm with Urethane Arm Cap	

DESCRIPTION/MODEL	Species	COM 1	2	COL 3	4	FABRIC GRADES 5	6	7	LEATHER 8	9
	Three-Seat, Upholstered Arm									
	JOR3-3UPH Beech/Urethane	3643	3999	4419	5150	5916	6683	7448	8214	9474
	JOR3-3UPH Maple	3698	4055	4474	5204	5971	6737	7504	8270	9531
	Three-Seat, Upholstered Arm with Urethane Arm Cap									
	JOR3-3UUR Beech/Urethane	3736	4092	4512	5243	6010	6776	7542	8307	9567
	JOR3-3UUR Maple	3791	4148	4567	5298	6064	6831	7597	8364	9625
	Three-Seat, Full Urethane Arm									
	JOR3-3FUR Beech/Urethane	3757	4113	4533	5264	6031	6797	7563	8328	9588
	JOR3-3FUR Maple	3812	4169	4588	5319	6085	6852	7618	8385	9646
	Three-Seat, Wood Arm									
	JOR3-3WOD Beech/Urethane	3857	4213	4633	5364	6130	6897	7662	8428	9688
	JOR3-3WOD Maple	3912	4269	4688	5419	6185	6952	7718	8485	9746
	Three-Seat, Wood Arm with Urethane Arm Cap									
	JOR3-3URE Beech/Urethane	3980	4336	4756	5487	6253	7020	7785	8551	9811
	JOR3-3URE Maple	4035	4392	4811	5541	6308	7074	7841	8607	9868

Jordan Option Upcharges	\$ List	\$ List
CAL 133 & Moisture Barrier (per yard)	61	Solid Surface Arm Cap (per pair) - Gr A White 493
Removeable Back Cover - Three Seat	455	Solid Surface Arm Cap (per pair) - Gr A Color 502
Removable Seat Cover - Three seat	455	Solid Surface Arm Cap (per pair) - Gr B 522
Non-Marring Glide	36	Solid Surface Arm Cap (per pair) - Gr C 550
Combination Upholstery - Dual Fabrics	32	
Combination Upholstery - Three Fabrics	61	

ORDERING NOTES:

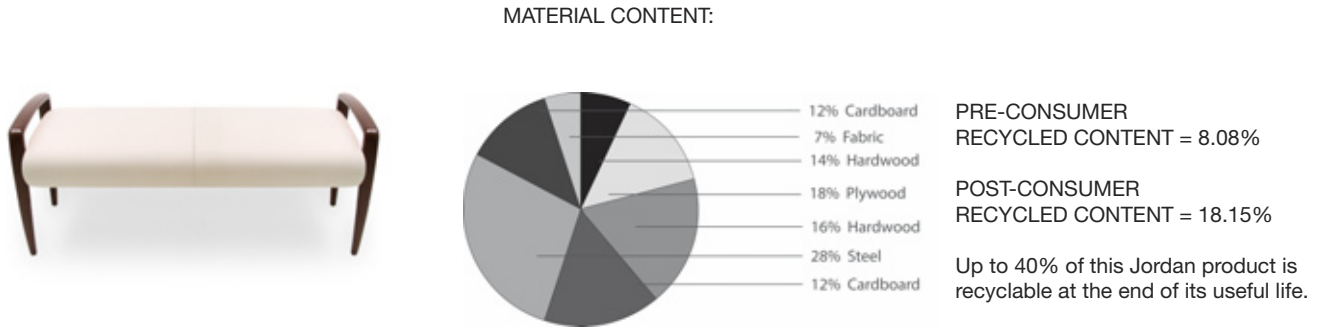
Jordan lounge chairs are available with Black, Grey or Taupe Urethane legs at no additional charge.

PRODUCT CODE KEY

Line	Series	Size	Arm Types	
JOR	3	3	UPH	USS
Jordan	Lounge Seating	Three-Seat	Upholstered Arm	Upholstered Arm with Solid Surface Arm Cap
			UUR	SSC
			Upholstered Arm with Urethane Arm Cap	Wood Arm with Solid Surface Arm Cap
			FUR	
			Full Urethane Arm	
			WOD	
			Wood Arm	
			URE	
			Wood Arm with Urethane Arm Cap	

JORDAN | ENVIRONMENTAL SUMMARY

LEED CI CREDITS



CONTRIBUTES TO		
CREDIT 2.1 - 2.2	Construction Waste Management	1-2 point(s)
CREDIT 3.3	Resource Reuse	1 point
CREDIT 4.1	Recycled Content	1 point
CREDIT 4.2	Recycled Content	1 point
CREDIT 4.5	Low Emitting Materials, Systems & Seating	1 point
CREDIT 5.1	Regional Materials*	1 point
CREDIT 7	Certified Wood (MUST BE REQUESTED)	1 point(s)

*This credit is only applicable if in total 20% of the combined value of the procurement of construction materials and in the furniture are manufactured within a radius of 500 miles. This credit will apply if the installation of the finished product occurs within 500 miles of Kitchener, Ontario.

level® CERTIFICATION, AIR EMISSIONS AND FSC® CERTIFICATION



level® CERTIFICATION
BIFMA's e3 Furniture Sustainability Standard is a voluntary, multi-attribute standard that measures the degree of sustainability of furniture. This standard evaluates product and company environmental attributes and compliance systems in a wide range of elements which include Materials, Energy & Atmosphere, Human & Ecosystem Health and Social Responsibility. Jordan products have earned level®, BIFMA's sustainability certification program for furniture, certification through third-party verification against the e3 standard.

AIR-EMISSIONS
All Jordan products are supplied with air-emissions certified. Contact customer service for information.



FSC®
In 2005, Krug received Forest Stewardship Council® (FSC®) Chain-of-Custody certification for our manufacturing facilities. The FSC® Chain-of-Custody tracks certified wood from seedling to final sale. It verifies that the material for our FSC® certified products only come from well-managed, FSC®-certified forests and other controlled sources. FSC® is dedicated to the promotion of responsible forest management worldwide helping to take care of forests for future generations. Jordan and other Krug products can be specified with FSC® Certification. Contact customer service for further information, pricing and lead times.



Architects, designers, and building professionals can specify FSC®-certified products in order to achieve a point from the U.S. Green Building Council's Leadership in Energy and Environmental Design (LEED) Rating System.

JORDAN | BENCHES - DIMENSIONS & COM REQUIREMENTS

DIMENSIONS

	Overall Width	Overall Depth	Overall Height	Seat Height	Height of Arms from Floor	Width Between Arms	Seat Depth	Shipping Weight	Cubes
21" One-Seater	25	24	22	19	22	20.5	24	35	10
24" One-Seater	28	24	22	19	22	23.5	24	37	11
30" One-Seater Plus	34	24	22	19	22	29.5	24	42	13
48" Two-seater	52.5	24	22	19	22	48	24	65	19.5
72" Three-seater	77	24	22	19	22	72.75	24	91	28

COM YARDAGES

	COM Yardage Complete Unit	Yardage Per Bench - Per Complete Unit	COM Yardage Closed Arm Panel Only	Yardage Per Bench - Closed Arm Panel Only
21" One-Seater	1.1	1.1	0.5	0.5
21" One-Seater (2 units)	1.8	1.1	1	0.5
21" One-Seater (3 units)	2.1	1.1	1.5	0.5
21" One-Seater (4 units)	3.4	1.1	2	0.5
24" One-Seater	1.1	1.1	0.5	0.5
24" One-Seater (2 units)	1.8	1.1	1	0.5
24" One-Seater (3 units)	2.1	1.1	1.5	0.5
24" One-Seater (4 units)	3.4	1.1	2	0.5
30" One-Seater Plus	1.8	1.8	0.5	0.5
30" One-Seater Plus (2 units)	3.6	1.8	1	0.5
30" One-Seater Plus (3 units)	5.4	1.8	1.5	0.5
30" One-Seater Plus (4 units)	7.2	1.8	2	0.5
48" Two-seater	1.8	1.8	0.5	0.5
48" Two-seater (2 units)	3.6	1.8	1	0.5
48" Two-seater (3 units)	5.4	1.8	1.5	0.5
48" Two-seater (4 units)	7.2	1.8	2	0.5
72" Three-seater	2.1	2.1	0.5	0.5
72" Three-seater (2 units)	3.9	2.1	1	0.5
72" Three-seater (3 units)	5.4	2.1	1.5	0.5
72" Three-seater (4 units)	7.8	2.1	2	0.5

Replacement seat covers can be quickly installed on Jordan products that were originally ordered with the Replaceable cover option. Replacement seat covers can also be installed on Jordan products that were not originally ordered with the Replaceable cover option, with some simple staple removal on the original seat.

WEIGHT CAPACITIES

Jordan weight capacities are as follows:

21" & 24" Bench - 350 lbs

30" Bench - 750 lbs

48" Bench - 525 lbs per unit

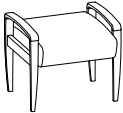
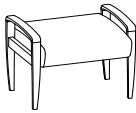
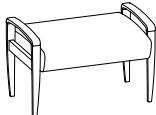
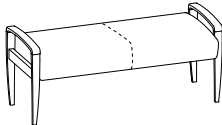
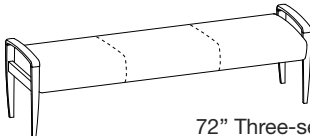
72" Bench - 750 lbs per unit

Jordan Bench Option Upcharges

\$ List

CAL 133 & Moisture Barrier (per yard)	61
Removable Seat Covers - 21"	99
Removable Seat Covers - 24"	110
Removable Seat Covers - 30"	137
Removable Seat Covers - 48"	149
Removable Seat Covers - 72"	256
Non-Marring Glide	36
Combination Upholstery - Dual Fabrics	32
Combination Upholstery - Three Fabrics	61

JORDAN | BENCHES

DESCRIPTION/MODEL	Species	COM		COL		FABRIC GRADES				LEATHER	
		1	2	3	4	5	6	7	8	9	
	21" Open Arm										
	JOR5-B21OPS	Beech	1085	1131	1174	1267	1355	1446	1537	1627	1764
	JOR5-B21OPS	Maple	1174	1221	1267	1355	1446	1537	1627	1718	1853
	21" Closed Arm										
	JOR5-B21CLS	Beech	1371	1432	1491	1612	1732	1853	1972	2092	2244
	JOR5-B21CLS	Maple	1461	1521	1583	1703	1822	1942	2063	2185	2365
	24" Open Arm										
	JOR5-B24OPS	Beech	1145	1190	1236	1325	1415	1508	1597	1688	1822
	JOR5-B24OPS	Maple	1236	1281	1325	1415	1508	1597	1688	1778	1942
	24" Closed Arm										
	JOR5-B24CLS	Beech	1432	1491	1554	1672	1793	1912	2033	2156	2319
	JOR5-B24CLS	Maple	1521	1583	1642	1764	1883	2004	2124	2244	2410
	30" Plus Open Arm										
	JOR5-B30OPS	Beech	1319	1394	1467	1605	1739	1875	2010	2146	2371
	JOR5-B30OPS	Maple	1415	1491	1566	1703	1837	1972	2109	2244	2485
	30" Plus Closed Arm										
	JOR5-B30CLS	Beech	1605	1694	1783	1936	2087	2236	2386	2538	2772
	JOR5-B30CLS	Maple	1703	1793	1883	2033	2185	2335	2485	2636	2878
	48" Two-seater Open Arm										
	JOR5-B48OPS	Beech	1537	1612	1688	1822	1959	2092	2230	2365	2589
	JOR5-B48OPS	Maple	1634	1710	1783	1921	2058	2192	2327	2463	2688
	48" Two-seater Closed Arm										
	JOR5-B48CLS	Beech	1822	1912	2004	2156	2304	2455	2606	2756	2996
	JOR5-B48CLS	Maple	1921	2010	2101	2250	2402	2554	2703	2853	3094
	72" Three-seater Open Arm										
	JOR5-B72OPS	Beech	1853	1942	2033	2214	2396	2575	2756	2936	3237
	JOR5-B72OPS	Maple	1942	2033	2124	2304	2485	2665	2846	3028	3328
	72" Three-seater Closed Arm										
	JOR5-B72CLS	Beech	2138	2260	2379	2618	2861	3102	3343	3583	3916
	JOR5-B72CLS	Maple	2230	2348	2470	2712	2952	3193	3434	3673	4006

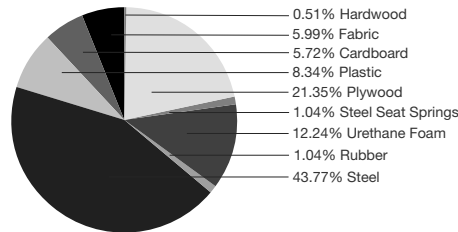
PRODUCT CODE KEY

Line	Series	Chair Type	Size	Arm Type
JOR	5	B	21	OPS
Jordan		Bench	24	Open Arm
			30	CLS
			48	Closed Arm
			72	

LEED CI CREDITS



MATERIAL CONTENT:



PRE-CONSUMER
 RECYCLED CONTENT = 11.21%

POST-CONSUMER
 RECYCLED CONTENT = 15.06%

Up to 49.5% of this Jordan product is recyclable at the end of its useful life.

CONTRIBUTES TO

CREDIT 2.1 - 2.2	Construction Waste Management	1-2 point(s)
CREDIT 3.3	Resource Reuse	1 point
CREDIT 4.1	Recycled Content	1 point
CREDIT 4.2	Recycled Content	1 point
CREDIT 4.5	Low Emitting Materials, Systems & Seating	1 point
CREDIT 5.1	Regional Materials*	1 point
CREDIT 7	Certified Wood (MUST BE REQUESTED)	1 point(s)

*This credit is only applicable if in total 20% of the combined value of the procurement of construction materials and in the furniture are manufactured within a radius of 500 miles. This credit will apply if the installation of the finished product occurs within 500 miles of Kitchener, Ontario.

level® CERTIFICATION, AIR EMISSIONS AND FSC® CERTIFICATION



level® CERTIFICATION

BIFMA's e3 Furniture Sustainability Standard is a voluntary, multi-attribute standard that measures the degree of sustainability of furniture. This standard evaluates product and company environmental attributes and compliance systems in a wide range of elements which include Materials, Energy & Atmosphere, Human & Ecosystem Health and Social Responsibility. Jordan products have earned level®, BIFMA's sustainability certification program for furniture, certification through third-party verification against the e3 standard.

AIR-EMISSIONS

All Jordan products are supplied with air-emissions certified. Contact customer service for information.



FSC®

In 2005, Krug received Forest Stewardship Council® (FSC®) Chain-of-Custody certification for our manufacturing facilities. The FSC® Chain-of-Custody tracks certified wood from seedling to final sale. It verifies that the material for our FSC® certified products only come from well-managed, FSC®-certified forests and other controlled sources. FSC® is dedicated to the promotion of responsible forest management worldwide helping to take care of forests for future generations. Jordan and other Krug products can be specified with FSC® Certification. Contact customer service for further information, pricing and lead times.



Architects, designers, and building professionals can specify FSC®-certified products in order to achieve a point from the U.S. Green Building Council's Leadership in Energy and Environmental Design (LEED) Rating System.

JORDAN | ACTIVE PATIENT RECLINER - DIMENSIONS & COM REQUIREMENTS

DIMENSIONS

	Overall Width (incl. handle)	Overall Width (incl. handle) w/ Accessories	Overall Depth (upright)	Overall Depth when Reclined	Overall Height	Seat Height	Height of Arms from Floor	Width Between Arms	Seat Depth	Shipping Weight	Cube
21"	30.5	34.5	27	57	43.5	18.5	26	20.5	19	92	19
24"	33.5	37.5	27	57	43.5	18.5	26	23.5	19	99	24

COM REQUIREMENTS

	COM Yardage Complete Unit	COM Yardage Seat Only	COM Yardage Back Only	COM Yardage Seat & Back	COM Yardage Arm Panel Only	COM Yardage Ottoman
21"						
One Chair	4.88	0.9	1.3	2	2.7	0.5
Two Chair	9.8	1.3	2	3.2	4.3	0.5
Three Chair	14.7	2.1	3	5.2	5.9	0.9
Four Chair	19.6	2.5	5.1	6.9	8	0.9
24"						
One Chair	5.14	0.9	2	2	2.7	0.7
Two Chair	4.9	1.3	3.1	3.9	4.3	0.9
Three Chair	14.7	2.1	4.2	6	5.9	1.4
Four Chair	19.6	2.5	5.3	7.5	8	1.8

Active Patient Recliner Option Upcharges

	\$ List		\$ List
Moisture Barrier & CAL 133 (per yard)	61	Solid Surface Arm Cap (per pair) - Gr A White	431
Ottoman Poly Cover	74	Solid Surface Arm Cap (per pair) - Gr A Color	437
Push Bar	198	Solid Surface Arm Cap (per pair) - Gr B	459
Removable Seat Cover	116	Solid Surface Arm Cap (per pair) - Gr C	483
Removable Back Cover	131	Patient Transfer Arm	847
IV Pole and Holder	362	Thermal Comfort	883
Flip Up Tablet	397	Combination Upholstery - Dual Fabrics	32
Swing Away Tablet	437	Combination Upholstery - Three Fabrics	61

JORDAN | ACTIVE PATIENT RECLINER - FEATURES



INDEPENDENT BACK & OTTOMAN MECHANISMS

Two independent mechanisms provide a greater range of function and positions for the Active Patient Recliner: the back can be upright or reclined, independent of the ottoman which can be closed or extended separately from the back.



OTTOMAN ACTIVATION

The adjustment lever is situated to allow both the user and the caregiver to safely operate the ottoman function of the mechanism. The ottoman is generously padded for comfort, and can be given added protection with the optional Ottoman Protective Cover.



BACK ACTIVATION LEVER

The Active Patient Recliner comes with the back adjustment lever which creates an infinite number of back adjustments within the chair. The back adjustment lever comes in a black plastic finish, and is located on the left hand side (when facing the chair) and on the caregiver side of the arm.

ARM OPTIONS

Arms have urethane arm caps. The textured urethane provides enhanced durability and protection for the arms and is available in three color options; Black, Grey and Taupe. Please specify color when ordering. The urethane arm cap is field replaceable if damaged or degraded.

LATEX FREE

Krug products are made with latex-free materials to prevent the allergic reaction that latex causes in some people.

WEIGHT RATINGS

The Active Patient Recliner has a maximum weight rating of 350 lbs, under normal use (i.e. no excessive force in the use of the product). The ottoman mechanism itself will accept weight to a maximum of 60 lbs (above which it will drop down). The ottoman is designed as a leg rest only, and not designed to accept sitting or standing.

JORDAN | ACTIVE PATIENT RECLINER - OPTIONS



PUSH BAR

The optional push bar is ergonomically designed to assist care-giving staff in the movement and operation of the recliner, and reduce back strain on the caregiver.



IV POLE & HOLDER

The IV Pole is height adjustable (in a range of 27"), and can be added in the field. It can be located in three locations (left front only or right front or back as facing) - if ordered with the recliner, the location must be specified at time of order.



SWING AWAY TABLET

The Swing Away Tablet (24" x 14 3/4" x 3/4") is designed to be easily operated by the caregiver or user. The break away design allows for the tablet to be easily pushed away from the user in an emergency to gain quick access to the patient. The tablet has the ability to swing up and fold over and rotates 180 degrees. The kidney-shaped design is ideal for use as an eating, writing or work surface. The Swing Away Tablet is specified right handed based on a position facing the unit.



FLIP UP TABLET

The Flip Up Tablet's size is 18" x 14" x 3/4", and it is located on the right side based on a position facing the unit. It is available in Beech and Maple Veneer, as well as Plastic Laminate with a Polymer edge. It folds flat (protruding 3" from the side of the recliner when flat).



THERMAL COMFORT

Providing warmth to patients undergoing chemotherapy and other treatments can be vitally important. Thermal Comfort is operated with a hand-held controller located on the inside of the arm (please specify right hand side or left hand side -facing). It provides two heat zones: one in the seat and one in the back. Back and seat zones can be controlled independently, at a high or low heat setting. Thermal Comfort features a safety time-out that automatically shuts off heat after 30 minutes of use. Access to a 110/120 volt, 15 amp(min) electrical outlet is required.



CASTERS

Four heavy-duty 3" diameter soft wheel casters are standard on the recliner. The front casters are inline and locking; the rear casters are swivel and not visible. This combination provides a noticeable and user-friendly ease of steering when the recliner is being moved. Casters are field-replaceable if damaged.



OTTOMAN PROTECTIVE COVER

This optional clear protective cover is sewn into (and over top of) the lower portion of the upholstered ottoman, providing a layer of protection from marring and damage caused by footwear, cleaning and medical equipment, etc. It has an anti-fog additive to maintain clarity, and is resistant to cleaning solutions.



PATIENT TRANSFER ARM

The Patient Transfer Arm is designed to fold down where the arm is level with the chair seat. This design allows the caregiver to easily transport patients from the chair to bed or wheelchair. The arm is folded down by accessing the adjustment lever at the side of the chair. The Patient Transfer Arm can only be specified in a right handed position based on facing the unit.



SOLID SURFACE ARM CAP

The optional Solid Surface Arm Cap provides enhanced durability, protection and cleanability for the arms. This is field replaceable if this becomes damaged or degraded and is available in 8 standard colors. See [page 98](#) for color selection.



COMBINATION UPHOLSTERY OPTIONS

When combination upholstery is specified with fabric of the same grade or COM, an upcharge for dual fabrics is **\$32 list** per unit and **\$61 list** per unit for three fabrics will be applied. When graded in combination upholstery is selected, use the highest grade upholstery selected or to obtain a quote for blended grading contact Customer Service (please provide the fabrics specified and location of where each fabric is to be applied on the product).



REMOVABLE COVERS AND REPLACEMENT COMPONENTS

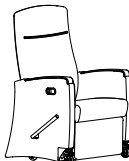
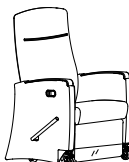



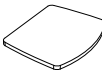



Active Patient Recliners are available with Removable Seat Covers for an upcharge of **\$116 list** per seat. Active Patient Recliners are available with Removable Back Covers for an upcharge of **\$131 list** per back. Removable seat and back covers can be quickly installed on products that were originally ordered with the Removable Cover Option. Removable seat and back covers can also be installed on products that were not originally ordered with the Removable Cover Option, with some simple staple removal on the original seats and backs.

MOISTURE BARRIER & CAL 133

California Technical Bulletin 133 is a flammability test for seating. Krug offers a compliance method, in combination with non-flammable upholstery covers, may enable products to meet certification requirements for this test. This process at the same time also provides the products with a Moisture Barrier - a treatment that helps to prevent the passage of liquids and moisture to inside of the upholstered components - thereby conferring sanitary and anti-infection benefits. So when CAL 133 is specified, the product also automatically has a Moisture Barrier, and when a Moisture Barrier is specified, the product also features the compliance method and low flammability features of CAL 133. The application of this up-charge and the compliance method does not mean that the specific configuration of product and upholstery cover are tested and officially certified as being CAL133 compliant. If the official certification is required, Krug will provide this (through an independent certified testing laboratory) at a charge of \$874 per item, plus the cost of the product to be tested. Lead time for certification testing is typically 4-8 weeks.

SIN 339113H - Hospital Geriatric Chairs & Lounge

JORDAN | ACTIVE PATIENT RECLINER


DESCRIPTION	MODEL	COM		COL		FABRIC GRADES			LEATHER	
		1	2	3	4	5	6	7	8	9
	Active Patient Recliner, 21", no options									
	JOR6APR210000	2840	2993	3151	3368	3617	3837	4085	4397	4709
	Active Patient Recliner, 21", with Ottoman Poly Cover									
	JOR6APR210010	2910	3066	3222	3439	3690	3908	4158	4469	4782
ORDERING NOTE: Options can be selected and added to the pre-configured models, using the pricing below										
 	Active Patient Recliner, 21", with Push bar									
	JOR6APR210001	3035	3190	3348	3564	3815	4034	4282	4593	4905
ORDERING NOTE: Options can be selected and added to the pre-configured models, using the pricing below										
 	Active Patient Recliner, 21", with Flip up Tablet									
	JOR6APR212000	3235	3391	3546	3765	4014	4232	4483	4794	5106
ORDERING NOTE: Options can be selected and added to the pre-configured models, using the pricing below										
 	Active Patient Recliner, 21", with Swing Away Tablet									
	JOR6APR211000	3276	3433	3588	3806	4056	4273	4523	4837	5146
ORDERING NOTE: Options can be selected and added to the pre-configured models, using the pricing below										
	Active Patient Recliner, 21", with Thermal Comfort									
	JOR6APR210100	3663	3818	3975	4192	4443	4660	4909	5221	5534
ORDERING NOTE: Options can be selected and added to the pre-configured models, using the pricing below										


Active Patient Recliner Option Upcharges		\$ List		\$ List
Moisture Barrier & CAL 133 (per yard)		61	Solid Surface Arm Cap (per pair) - Gr A White	431
Ottoman Poly Cover		74	Solid Surface Arm Cap (per pair) - Gr A Color	437
Push Bar		198	Solid Surface Arm Cap (per pair) - Gr B	459
Removable Seat Cover		116	Solid Surface Arm Cap (per pair) - Gr C	483
Removable Back Cover		131	Patient Transfer Arm	847
IV Pole and Holder		362	Thermal Comfort	883
Flip Up Tablet		397	Note: To change Urethane arm cap to Solid Surface option add an "S" to the model number and the upcharge above.	
Swing Away Tablet		437		

PRODUCT CODE KEY


Line	Series	Chair Type	Size	Tablets	Thermal Comfort	Ottoman	Push bar
JOR	6	APR	21	0	0	0	0
Jordan	Motion	Recliner		None	None	No Cover	None
			24	1	1	1	1
				Swing	Thermal Comfort	Poly Cover	Push bar Included
				2			
				Flip up Tablet			

JORDAN | ACTIVE PATIENT RECLINER

DESCRIPTION	MODEL	COM		COL	FABRIC GRADES			LEATHER		
		1	2	3	4	5	6	7	8	9
	Active Patient Recliner, 24", no options									
	JOR6APR240000	2886	3051	3214	3445	3707	3936	4198	4529	4856

	Active Patient Recliner, 24", with Ottoman Poly Cover									
	JOR6APR240010	2957	3122	3288	3516	3778	4008	4272	4600	4928

ORDERING NOTE: Options can be selected and added to the pre-configured models, using the pricing below

	Active Patient Recliner, 24", with Push bar									
	JOR6APR240001	3082	3247	3410	3640	3903	4133	4396	4725	5053

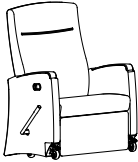
ORDERING NOTE: Options can be selected and added to the pre-configured models, using the pricing below

	Active Patient Recliner, 24", with Flip up Tablet									
	JOR6APR242000	3281	3446	3609	3841	4104	4331	4594	4924	5251

ORDERING NOTE: Options can be selected and added to the pre-configured models, using the pricing below

	Active Patient Recliner, 24", with Swing Away Tablet									
	JOR6APR241000	3323	3489	3649	3880	4145	4374	4637	4966	5295

ORDERING NOTE: Options can be selected and added to the pre-configured models, using the pricing below

	Active Patient Recliner, 24", with Thermal Comfort									
	JOR6APR240100	3709	3874	4038	4270	4531	4760	5024	5352	5681

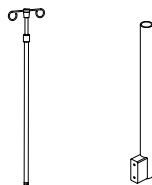
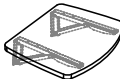
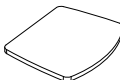
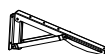
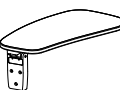



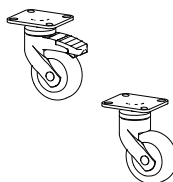
ORDERING NOTE: Options can be selected and added to the pre-configured models, using the pricing below

Active Patient Recliner Option Upcharges		\$ List		\$ List
Moisture Barrier & CAL 133 (per yard)		61	Solid Surface Arm Cap (per pair) - Gr A White	431
Ottoman Poly Cover		74	Solid Surface Arm Cap (per pair) - Gr A Color	437
Push Bar		198	Solid Surface Arm Cap (per pair) - Gr B	459
Removable Seat Cover		116	Solid Surface Arm Cap (per pair) - Gr C	483
Removable Back Cover		131	Patient Transfer Arm	847
IV Pole and Holder		362	Thermal Comfort	883
Flip Up Tablet		397	Note: To change Urethane arm cap to Solid Surface option add an "S" to the model number and the upcharge above.	
Swing Away Tablet		437		

PRODUCT CODE KEY

Line	Series	Chair Type	Size	Tablets	Thermal Comfort	Ottoman	Push bar
JOR	6	APR	21	0	0	0	0
Jordan	Motion	Recliner		None	None	No Cover	None
			24	1	1	1	1
				Swing	Thermal Comfort	Poly Cover	Push bar Included
				2			
				Flip up Tablet			

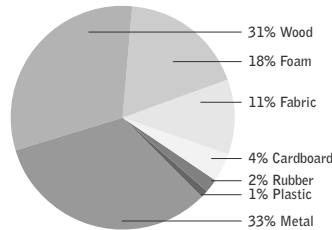
JORDAN | ACTIVE PATIENT RECLINER ACCESSORIES & REPLACEMENT COMPONENTS

DESCRIPTION	MODEL	PRICE		WEIGHT	CUBES
	IV Pole JOR8-RCRIP	279		3.8	1.4
	IV Pole Holder JOR8-RCRIPB	87		2	0.2
	Flip Up Tablet with brackets JOR8-RCRTK (wood or laminate)	397		6.6	1.6
	Flip Up Tablet JOR8-RCRT (wood or laminate)	319	18”w x 14”d x .75”h	5.8	1.4
	Flip Up Tablet Bracket JOR8-RCRTH	114		0.8	0.2
	Swing Away Tablet with Mechanism JOR8-SRST (wood or laminate)	437	24”w x 14.75”d x .75”h	20	1.2
	Swing Away Tablet Only JOR8-SRRT (wood or laminate)	227		7	0.8
	Swing Away Tablet Mechanism Only JOR8-SRRTH	287		13	1
	Push Bar JOR8-SRRPB	196		2	0.3
	In-line Front caster – Locking JOR6-APRRCASFL	45		2	0.2
	Swivel Rear caster – Locking JOR6-APRRCASRL	96		2	0.2
	Swivel Rear caster – Non-locking JOR6-APRRCASRN	91		2	0.2

LEED CI CREDITS



MATERIAL CONTENT:



PRE-CONSUMER
RECYCLED CONTENT = 6.5%

POST-CONSUMER
RECYCLED CONTENT = 13%

Up to 35.4% of this Jordan product is recyclable at the end of its useful life.

CONTRIBUTES TO

CREDIT 2.1 - 2.2	Construction Waste Management	1-2 point(s)
CREDIT 3.3	Resource Reuse	1 point
CREDIT 4.1	Recycled Content	1 point
CREDIT 4.5	Low Emitting Materials, Systems & Seating	1 point
CREDIT 5.1	Regional Materials*	1 point
CREDIT 7	Certified Wood (MUST BE REQUESTED)	1 point(s)

*This credit is only applicable if in total 20% of the combined value of the procurement of construction materials and in the furniture are manufactured within a radius of 500 miles. This credit will apply if the installation of the finished product occurs within 500 miles of Kitchener, Ontario.

level® CERTIFICATION, AIR EMISSIONS AND FSC® CERTIFICATION



level® CERTIFICATION

BIFMA's e3 Furniture Sustainability Standard is a voluntary, multi-attribute standard that measures the degree of sustainability of furniture. This standard evaluates product and company environmental attributes and compliance systems in a wide range of elements which include Materials, Energy & Atmosphere, Human & Ecosystem Health and Social Responsibility. Jordan products have earned level®, BIFMA's sustainability certification program for furniture, certification through third-party verification against the e3 standard.

AIR-EMISSIONS

All Jordan products are supplied with air-emissions certified. Contact customer service for information.



FSC®

In 2005, Krug received Forest Stewardship Council® (FSC®) Chain-of-Custody certification for our manufacturing facilities. The FSC® Chain-of-Custody tracks certified wood from seedling to final sale. It verifies that the material for our FSC® certified products only come from well-managed, FSC®-certified forests and other controlled sources. FSC® is dedicated to the promotion of responsible forest management worldwide helping to take care of forests for future generations. Jordan and other Krug products can be specified with FSC® Certification. Contact customer service for further information, pricing and lead times.



Architects, designers, and building professionals can specify FSC®-certified products in order to achieve a point from the U.S. Green Building Council's Leadership in Energy and Environmental Design (LEED) Rating System.

JORDAN | 3-POSITION RECLINER - DIMENSIONS & COM REQUIREMENTS

DIMENSIONS

	Overall Width with 3-Position Mechanism	Overall Width with 3-Position Mechanism with Trendelenburg	Overall Width with Cushioned Armrest	Overall Width with Accessories	Overall Depth	Overall Depth when Reclined	Overall Height	Seat Height	Height of Arms from Floor	Width Between Arms	Seat Depth	Shipping Weight	Cube
3-Position Recliner	29.5	31.5	32	34.5	35	64	45.5	19.5	28.25	23	20	175	27

COM REQUIREMENTS

		COM Yardage Complete Unit	COM Yardage Seat Only	COM Yardage Back Only	COM Yardage Arm Panel Only	COM Yardage Footrest Upholstered Pad Only	Cushioned Armrest Only
Recliner	One Chair	6	1.0	2.5	2.8	0.6	.75
	Two Chairs	12	2.0	5	5.6	1.2	1.5
	Three Chairs	18	3.0	7.5	8.4	1.8	2.25
	Four Chairs	24	4.0	10	11.2	2.4	3


WEIGHT CAPACITIES: Jordan 3-Position Recliner has a maximum weight rating of 350 lbs under normal use (i.e. no excessive force in the use of the product).

JORDAN | 3-POSITION RECLINER - FEATURES & OPTIONS



HIGH DURABILITY MECHANISM

Jordan 3-Position Recliner mechanisms are designed for high-traffic, intensive use in care-giving environments. They are built with high-strength steel, and include Delrin™ wear pads between moving components for added smoothness and longevity.



ENHANCED CUSHIONING

The Jordan Recliners have been upgraded with a softer seat, a more pronounced headrest, and contoured back shaping for improved support. These enhancements, along with the addition of dual-density foam, make these recliners the leader in patient comfort.



RECLINER - 3-POSITION MECHANISM

This mechanism provides 3 distinct user positions:

Position A - Seated with feet on the floor, footrest in down (closed) position. Seat-back angle is 104 degrees, and the back is reclined 20 degrees from vertical.

Position B - Footrest is fully extended, back is in mid-position. Seat-back angle remains at 104 degrees, and the back is 25 degrees from vertical.

Position C - Full recline with footrest fully extended. Seat-back angle is opened to 125 degrees, and the back is 45 degrees from vertical.



PUSH BAR

This is a standard feature on the Jordan 3-Position Recliner when ordered with casters. Ergonomically designed to assist care-giving staff in the movement and operation of the recliner, and reduce back strain on the caregiver.



MECHANISM WITH TRENDELENBURG

This mechanism provides the same positions described above, as well as the additional Trendelenburg position: full recline with footrest fully extended, seat-back angle remains at 125 degrees, but the back is now 65 degrees from vertical - resulting in the feet being above the head. It is activated by a foot-release lever that is accessible from either side of the recliner. Not available on Jordan Recliner Plus.



ARM OPTIONS

Jordan features 8 arm style options; fully upholstered, fully upholstered with urethane or solid surface arm cap, wood, wood with urethane or solid surface arm cap, full urethane and cushioned arm rest. The arm cap option provides enhanced durability and protection for the arms. The arm cap is field replaceable if damaged or degraded. See page 98 for color selections.



LEGS

Jordan Recliners are available with wood legs - in either Beech or Maple. Two options exist for glides on the Jordan Recliners. The white nylon glides are ideal for use on flooring that is easily marked. The stainless steel glides should be utilized for all other types floor surfaces. The stainless steel glide is provided when ordering the Jordan Recliners unless the white nylon glide is specified. The white nylon glide is available at the same price as the stainless steel option.

JORDAN | 3-POSITION RECLINER - OPTIONS




FOLEY HOOK

This recessed, retractable hook system provides a mounting system for catheter bags. It is spring-loaded to automatically retract when not in use, to eliminate any hazard.



IV POLE & HOLDER

The Jordan IV Pole is height adjustable (in a range of 27"), and can be added in the field. It can be located in any of four locations (left or right, front or back) -if ordered with the recliner, the location must be specified at time of order.



CUSHIONED ARMREST

The Cushioned Armrest was designed to maximize patient comfort during infusion treatments. The extra padded and wider arms provide comfort and support over long periods of time. Arms can be ordered in Krug standard healthcare rated grey vinyl or in coordinating textiles.



FLIP UP TABLET

The tablet's size is 18" x 14" x 3/4", and it can be located on either side of the recliner (must be specified if being ordered with the recliner). It is available in Beech and Maple Veneer, as well as Plastic Laminate with a Polymer edge. It folds flat (protruding 3" from the side of the recliner when flat). Please specify whether a right-handed or left-handed position is needed when ordering. Tablet must be mounted on the opposite side when a Patient Transfer Arm is ordered.



SWING AWAY TABLET

The Swing Away Tablet (24" x 14 3/4" x 3/4") is designed to be easily operated by the caregiver or user. The Break Away design allows for the tablet to be easily pushed away from the user in an emergency to gain quick access to the patient. The tablet has the ability to slide up and fold over and rotates 180 degrees. The kidney-shaped design is ideal for use as an eating, writing or work surface. The Footrest activation lever is specified either left or right handed based on a position facing the unit and opposite to where the tablet appears.



PATIENT TRANSFER ARM

The Patient Transfer Arm is designed to fold down where the arm is level with the chair seat. This design allows the caregiver to easily transport patients from the chair to bed. The arm is folded down by accessing the adjustment lever at the side of the chair. The Patient Transfer Arm is specified in a right or left handed position based on facing the unit. The Patient Transfer Arm cannot be located on the same side as footrest lever or accessories. Dual patient transfer arms cannot be specified with CCLS or accessories.



FOOT TRAY

This option provides a concealed, pull-out tray to assist patients with ingress and egress. It features a non-slip tread and dedicated casters that prevent tipping when standing on the tray.



THERMAL COMFORT

Providing warmth to patients undergoing chemotherapy and other treatments can be vitally important. Thermal Comfort is an option available on all Jordan Recliners, and features a hand-held controller located on the inside arm of the recliner (please specify right hand side or left hand side -facing). It provides two heat zones: one in the seat and one in the back. Back and seat zones can be controlled independently, to one of two heat settings. Controls are conveniently placed for the user to access and include a safety time-out feature after 30 minutes. Access to a 110/120 volt, 15 amp(min) electrical outlet is required.



POWER CONTROL

Optional motorized recline is available on Jordan 3-Position Recliner. The Recliner features a single function control which operates the back and ottoman simultaneously. The control location is standard on the inside left (facing) of the arm, alternately can be specified on the right if required, must be clearly noted on the P.O.. Power can also be specified with a lithium battery pack able to run 200 cycles on a full charge.



CASTERS

The standard caster is 4" in diameter soft-wheel, full swivel, with a lock that in a single action locks both the swivel and rotation of the caster. The Central Locking caster has the same features, with a hooded design.



CENTRAL CASTER LOCKING SYSTEM





Allows for single action locking of all four casters at one time. Casters are locked both directionally and rotationally, keeping the recliner in place when locked. The color-coded external foot pedal indicates Red for the locked position (when lowered) and Green for the unlocked position (when unlabeled). The standard position for the foot pedal is located at the rear outside of the left (facing) arm panel. It can optionally be located at the front outside of the arm panel (either side) or at rear of right (facing) arm panel. Central locking casters are 4" diameter with soft wheel treads. Purchase orders must indicate Central Caster Locking System option, note the requested position, and include the upcharge - see pricing pages for upcharge info.

REMOVABLE COVERS AND REPLACEMENT COMPONENTS

Jordan 3-Position Recliner chairs are available with removable seat and back covers for an upcharge. Removable seat and back covers can be quickly installed on Jordan products that were originally ordered with the removable cover option. Removable seat and back covers can also be installed on Jordan products that were not originally ordered with the Removable cover option, with some simple staple removal on the original seats and backs.

SIN 339113H - Hospital Geriatric Chairs & Lounge

JORDAN | 3-POSITION RECLINER

DESCRIPTION/MODEL	Species	COM		COL		FABRIC GRADES			LEATHER	
		1	2	3	4	5	6	7	8	9
	Upholstered Arm, 3-Position Mechanism, with legs									
	JOR8-RCUPH12	Beech	3324	3508	3689	3945	4236	4494	4784	5150
	(no push bar)	Maple	3346	3531	3710	3969	4258	4515	4805	5514
	Upholstered Arm, 3-Position Mechanism with Trendelenburg, with legs									
	JOR8-RCUPH22	Beech	3413	3597	3778	4036	4326	4584	4873	5240
	(no push bar)	Maple	3436	3619	3801	4058	4348	4605	4896	5605
	Upholstered Arm, 3-Position Mechanism, with casters									
	JOR8-RCUPH11	n/a	3399	3583	3766	4021	4314	4568	4862	5227
										5590
	Upholstered Arm, 3-Position Mechanism with Trendelenburg, with casters									
	JOR8-RCUPH21	n/a	3491	3673	3855	4112	4402	4659	4949	5317
										5681





ORDERING NOTES:

All Jordan Recliners components are specified either left or right handed based on a position facing the unit. Jordan Recliners ship with the back apart from the chair folded down inside the packaging.

Jordan Recliner Option Upcharges	\$ List	List
Moisture Barrier (per yard)	61	Power Mechanism - Corded 913
Removable Seat Cover	113	Power Mechanism - Battery 1229
Removeable Back Cover	123	Power Trendelenburg Mechanism - Corded 1011
Patient Transfer Arm	888	Power Trendelenburg Mechanism - Battery 1339
Foley Catheter Hook	205	Replacement Battery 591
IV Pole & Holder	362	Solid Surface Arm Cap (per pair) - Gr A White 493
Flip Up Tablet	397	Solid Surface Arm Cap (per pair) - Gr A Color 502
Swing Away Tablet	437	Solid Surface Arm Cap (per pair) - Gr B 522
Central Caster Locking System	1023	Solid Surface Arm Cap (per pair) - Gr C 550
Thermal Comfort	883	
Combination Upholstery Option - 2 fabrics	32	Note: For Solid Surface option replace arm type with "USS" in the model number and add the upcharge above.
Combination Upholstery Option - 3 fabrics	61	

PRODUCT CODE KEY					
Line	Series	Chair Type	Arm Type	Mechanism	Style
JOR	8	RC	UPH	1	1
Jordan	Motion	Recliner	Upholstered Arm	3-Position Mechanism	Casters
		PRC	USS	2	2
		Power Recliner	Upholstered Arm with Solid Surface Cap	3-Position with Trendelenburg Mechanism	Wood Legs
			TUP		3
			Transfer - Upholstered Arm		Central Locking Casters
			TUS		
			Transfer - Upholstered Arm with Solid Surface Cap		

SIN 339113H - Hospital Geriatric Chairs & Lounge
JORDAN | 3-POSITION RECLINER

DESCRIPTION/MODEL	Species	COM	COL				FABRIC GRADES			LEATHER	
		1	2	3	4	5	6	7	8	9	
	Upholstered Arm with Urethane Cap , 3-Position Mechanism, with legs										
	JOR8-RCUUR12	Beech	3417	3601	3783	4039	4330	4587	4878	5243	5608
	(no push bar)	Maple	3439	3624	3804	4062	4352	4608	4899	5264	5630
	Upholstered Arm with Urethane Cap, 3-Position Mechanism with Trendelenburg, with legs										
	JOR8-RCUUR22	Beech	3507	3690	3872	4129	4419	4677	4966	5334	5699
	(no push bar)	Maple	3530	3712	3894	4151	4441	4698	4989	5356	5719
	Upholstered Arm with Urethane Cap, 3-Position Mechanism, with casters										
	JOR8-RCUUR11	n/a	3493	3677	3859	4114	4407	4662	4956	5321	5683
	Upholstered Arm with Urethane Cap, 3-Position Mechanism with Trendelenburg, with casters										
	JOR8-RCUUR21	n/a	3584	3767	3949	4206	4496	4753	5043	5410	5775

ORDERING NOTES:

All Jordan Recliners components are specified either left or right handed based on a position facing the unit. Jordan Recliners ship with the back apart from the chair folded down inside the packaging.





Jordan Recliner Option Upcharges	\$ List	List
Moisture Barrier (per yard)	61	Power Mechanism - Corded 913
Removable Seat Cover	113	Power Mechanism - Battery 1229
Removeable Back Cover	123	Power Trendelenburg Mechanism - Corded 1011
Patient Transfer Arm	888	Power Trendelenburg Mechanism - Battery 1339
Foley Catheter Hook	205	Replacement Battery 591
IV Pole & Holder	362	
Flip Up Tablet	397	
Swing Away Tablet	437	
Central Caster Locking System	1023	
Thermal Comfort	883	
Combination Upholstery Option - 2 fabrics	32	
Combination Upholstery Option - 3 fabrics	61	

PRODUCT CODE KEY

Line	Series	Chair Type	Arm Type	Mechanism	Style
JOR	8	RC	UUR	1	1
Jordan	Motion	Recliner	Upholstered Arm with Urethane Cap	3-Position Mechanism	Casters
		PRC	TUU	2	2
		Power Recliner	Transfer - Upholstered Arm with Urethane Cap	3-Position with Trendelenburg Mechanism	Wood Legs
					3
					Central Locking Casters

SIN 339113H - Hospital Geriatric Chairs & Lounge

JORDAN | 3-POSITION RECLINER





DESCRIPTION/MODEL	Species	COM		COL		FABRIC GRADES			LEATHER	
		1	2	3	4	5	6	7	8	9
	Full Urethane Arm, 3-Position Mechanism, with legs									
	JOR8-RCFUR12	Beech	3438	3622	3804	4060	4351	4608	4899	5264
	(no push bar)	Maple	3460	3645	3825	4083	4373	4629	4920	5285
	Full Urethane Arm, 3-Position Mechanism with Trendelenburg, with legs									
	JOR8-RCFUR22	Beech	3528	3711	3893	4150	4440	4698	4987	5355
	(no push bar)	Maple	3551	3733	3915	4172	4462	4719	5010	5377
	Full Urethane Arm, 3-Position Mechanism, with casters									
	JOR8-RCFUR11	n/a	3514	3698	3880	4135	4428	4683	4977	5342
										5704
	Full Urethane Arm, 3-Position Mechanism with Trendelenburg, with casters									
	JOR8-RCFUR21	n/a	3605	3788	3970	4227	4517	4774	5064	5431
										5796

ORDERING NOTES:
 All Jordan Recliners components are specified either left or right handed based on a position facing the unit. Jordan Recliners ship with the back apart from the chair folded down inside the packaging.

Jordan Recliner Option Upcharges	\$ List	List
Moisture Barrier (per yard)	61	Power Mechanism - Corded 913
Removable Seat Cover	113	Power Mechanism - Battery 1229
Removeable Back Cover	123	Power Trendelenburg Mechanism - Corded 1011
Patient Transfer Arm	888	Power Trendelenburg Mechanism - Battery 1339
Foley Catheter Hook	205	Replacement Battery 591
IV Pole & Holder	362	
Flip Up Tablet	397	
Swing Away Tablet	437	
Central Caster Locking System	1023	
Thermal Comfort	883	
Combination Upholstery Option - 2 fabrics	32	
Combination Upholstery Option - 3 fabrics	61	

PRODUCT CODE KEY					
Line	Series	Chair Type	Arm Type	Mechanism	Style
JOR	8	RC	FUR	1	1
Jordan	Motion	Recliner	Full Urethane	3-Position Mechanism	Casters
		PRC	TFU	2	2
		Power Recliner	Transfer - Full Urethane	3-Position with Trendelenburg Mechanism	Wood Legs
					3
					Central Locking Casters

JORDAN | 3-POSITION RECLINER

DESCRIPTION/MODEL		Species	COM		COL	FABRIC GRADES			LEATHER		
			1	2	3	4	5	6	7	8	9
	Wood Arm, 3-Position Mechanism with legs (no push bar)										
	JOR8-RCWOD12	Beech	3538	3722	3903	4160	4450	4708	4999	5364	5728
		Maple	3618	3802	3983	4239	4530	4788	5078	5444	5808
	Wood Arm, 3-Position Mechanism with Trendelenburg with legs (no push bar)										
	JOR8-RCWOD22	Beech	3627	3811	3993	4250	4540	4798	5087	5454	5820
		Maple	3707	3891	4072	4330	4620	4878	5167	5534	5899
	Wood Arm, 3-Position Mechanism with Casters										
	JOR8-RCWOD11	Beech	3614	3797	3980	4235	4528	4782	5076	5442	5804
		Maple	3637	3820	4003	4258	4551	4805	5099	5465	5827
	Wood Arm, 3-Position Mechanism with Trendelenburg with Casters										
	JOR8-RCWOD21	Beech	3705	3888	4069	4327	4616	4874	5163	5531	5895
		Maple	3728	3911	4092	4350	4639	4897	5187	5554	5918

ORDERING NOTES:

All Jordan Recliners components are specified either left or right handed based on a position facing the unit. Jordan Recliners ship with the back apart from the chair folded down inside the packaging.





Jordan Recliner Option Upcharges	\$ List	List
Moisture Barrier (per yard)	61	Power Mechanism - Corded 913
Removable Seat Cover	113	Power Mechanism - Battery 1229
Removeable Back Cover	123	Power Trendelenburg Mechanism - Corded 1011
Patient Transfer Arm	888	Power Trendelenburg Mechanism - Battery 1339
Foley Catheter Hook	205	Replacement Battery 591
IV Pole & Holder	362	Solid Surface Arm Cap (per pair) - Gr A White 493
Flip Up Tablet	397	Solid Surface Arm Cap (per pair) - Gr A Color 502
Swing Away Tablet	437	Solid Surface Arm Cap (per pair) - Gr B 522
Central Caster Locking System	1023	Solid Surface Arm Cap (per pair) - Gr C 550
Thermal Comfort	883	Note: For Solid Surface option replace arm type with "SSC" in the model number and add the upcharge above.
Combination Upholstery Option - 2 fabrics	32	
Combination Upholstery Option - 3 fabrics	61	

PRODUCT CODE KEY

Line	Series	Chair Type	Arm Type	Mechanism	Style
JOR	8	RC	WOD	1	1
Jordan	Motion	Recliner	Wood Arm	3-Position Mechanism	Casters
		PRC	SSC	2	2
		Power Recliner	Wood Arm with Solid Surface Cap	3-Position with Trendelenburg Mechanism	Wood Legs
			TWD		3
			Transfer - Wood Arm		Central Locking Casters
			TSS		
			Transfer - Wood Arm with Solid Surface Cap		

SIN 339113H - Hospital Geriatric Chairs & Lounge

JORDAN | 3-POSITION RECLINER





DESCRIPTION/MODEL	Species	COM		COL		FABRIC GRADES			LEATHER	
		1	2	3	4	5	6	7	8	9
	Wood Arm with Urethane Cap, 3-Position Mechanism with legs									
	JOR8-RCURE12	Beech	3661	3845	4026	4282	4573	4831	5121	5487
	(no push bar)	Maple	3741	3924	4106	4362	4653	4910	5201	5567
	Wood Arm with Urethane Cap, 3-Position Mechanism with Trendelenburg with legs									
	JOR8-RCURE22	Beech	3750	3934	4116	4373	4663	4921	5210	5577
	(no push bar)	Maple	3830	4014	4195	4453	4742	5001	5289	5657
	Wood Arm with Urethane Cap, 3-Position Mechanism with casters									
	JOR8-RCURE11	Beech	3736	3920	4103	4358	4651	4905	5199	5565
		Maple	3760	3943	4126	4381	4674	4928	5222	5588
	Wood Arm with Urethane Cap, 3-Position Mechanism with Trendelenburg with casters									
	JOR8-RCURE21	Beech	3828	4011	4192	4449	4739	4996	5286	5654
		Maple	3851	4034	4215	4473	4762	5020	5309	5677

ORDERING NOTES:
 All Jordan Recliners components are specified either left or right handed based on a position facing the unit. Jordan Recliners ship with the back apart from the chair folded down inside the packaging.

Jordan Recliner Option Upcharges	\$ List	List
Moisture Barrier (per yard)	61	Power Mechanism - Corded 913
Removable Seat Cover	113	Power Mechanism - Battery 1229
Removeable Back Cover	123	Power Trendelenburg Mechanism - Corded 1011
Patient Transfer Arm	888	Power Trendelenburg Mechanism - Battery 1339
Foley Catheter Hook	205	Replacement Battery 591
IV Pole & Holder	362	
Flip Up Tablet	397	
Swing Away Tablet	437	
Central Caster Locking System	1023	
Thermal Comfort	883	
Combination Upholstery Option - 2 fabrics	32	
Combination Upholstery Option - 3 fabrics	61	

PRODUCT CODE KEY						
Line	Series	Chair Type	Arm Type	Mechanism	Style	
JOR	8	RC	URE	1	1	Casters
Jordan	Motion	Recliner	Wood Arm with Urethane Cap	3-Position Mechanism		
		PRC	TUR	2	2	Wood Legs
		Power Recliner	Transfer - Wood Arm with Urethane Cap	3-Position with Trendelenburg Mechanism		
					3	Central Locking Casters

SIN 339113H - Hospital Geriatric Chairs & Lounge
JORDAN | 3-POSITION RECLINER

DESCRIPTION/MODEL		Species	COM	COL			FABRIC GRADES		LEATHER		
			1	2	3	4	5	6	7	8	9
	Cushioned Armrest, 3-Position Mechanism with legs (no push bar)										
	JOR8-RCINF12	Beech	3660	3844	4025	4281	4572	4830	5120	5486	5850
		Maple	3682	3867	4046	4305	4594	4851	5141	5507	5872
	Cushioned Armrest, 3-Position Mechanism with Trendelenburg with legs (no push bar)										
	JOR8-RCINF22	Beech	3749	3933	4114	4372	4662	4920	5209	5576	5941
		Maple	3772	3955	4137	4394	4684	4941	5232	5598	5961
	Cushioned Armrest, 3-Position Mechanism with casters										
	JOR8-RCINF11	n/a	3735	3919	4102	4357	4650	4904	5198	5563	5926
	Cushioned Armrest, 3-Position Mechanism with Trendelenburg with casters										
	JOR8-RCINF21	n/a	3827	4009	4191	4448	4738	4995	5285	5653	6017

ORDERING NOTES:

All Jordan Recliners components are specified either left or right handed based on a position facing the unit. Jordan Recliners ship with the back apart from the chair folded down inside the packaging.

Jordan Recliner Option Upcharges	\$ List	List
Moisture Barrier (per yard)	61	913
Removable Seat Cover	113	1229
Removeable Back Cover	123	1011
Patient Transfer Arm	888	1339
Foley Catheter Hook	205	591
IV Pole & Holder	362	
Flip Up Tablet	397	
Swing Away Tablet	437	
Central Caster Locking System	1023	
Thermal Comfort	883	
Combination Upholstery Option - 2 fabrics	32	
Combination Upholstery Option - 3 fabrics	61	
Power Mechanism - Corded		913
Power Mechanism - Battery		1229
Power Trendelenburg Mechanism - Corded		1011
Power Trendelenburg Mechanism - Battery		1339
Replacement Battery		591

COORDINATING CUSHIONED ARM OPTION - please add the following up charges for Cushioned Arm in coordinating fabric.

Fabric Grades	1	2	3	4	5	6	7	8	9
2 ARMS	21	45	67	116	163	210	257	304	399

PRODUCT CODE KEY

Line	Series	Chair Type	Arm Type	Mechanism	Style
JOR	8	RC	INF	1	1
Jordan	Motion	Recliner	Cushioned Armrest	3-Position Mechanism	Casters
		PRC		2	2
		Power Recliner		3-Position with Trendelenburg Mechanism	Wood Legs
			TIN		3
			Transfer - Cushioned Armrest		Central Locking Casters

JORDAN | RECLINER PLUS

DIMENSIONS

	Overall Width with 3-Position Mechanism	Overall Width with Trendelenberg Mechanism	Overall Width with Cushioned Armrest	Overall Width with Accessories	Overall Depth	Overall Depth when Reclined	Overall Height	Seat Height	Height of Arms from Floor	Width Between Arms	Seat Depth	Shipping Weight	Cube
Recliner Plus	39	-	41.5	44	35	72	45.5	19.5	28.25	28.75	20	202	36

COM REQUIREMENTS

		COM Yardage Complete Unit	COM Yardage Seat Only	COM Yardage Back Only	COM Yardage Arm Panel Only	COM Yardage Footrest Upholstered Pad Only	Cushioned Armrest Only
Recliner Plus	One Chair	7.7	1.31	3.10	2.8	0.6	.75
	Two Chairs	15.4	2.62	5.6	5.6	1.2	1.5
	Three Chairs	23.1	3.93	8.4	8.4	1.8	2.25
	Four Chairs	30.8	4.12	11.2	11.2	2.4	3

WEIGHT CAPACITIES :

Jordan Recliner Plus has a maximum weight rating of 500 lbs under normal use (i.e. no excessive force in the use of the product).

JORDAN | RECLINER PLUS FEATURES & OPTIONS



HIGH DURABILITY MECHANISM

Jordan Recliner Plus mechanisms are designed for high-traffic, intensive use in care-giving environments. They are built with high-strength steel, and include Delrin™ wear pads between moving components for added smoothness and longevity.



JORDAN RECLINER PLUS MECHANISM

This mechanism provides Infinitely Adjustable positions: Position A - Seated with feet on the floor, footrest in down (closed) position. Seat-back angle is 102 degrees. Position B - Footrest is fully extended, without compromising the upright position of the back. The seat-back angle remains at 102 degrees. Position C - is the range of infinite adjustability from the seated position of 102 degrees back angle to the fully reclined position at 133 degrees. The Infinitely Adjustable Back angle can be locked in any position with the back adjustment lever that goes to a maximum of 133 degrees when fully extended.



LEGS

Jordan Recliners are available with wood legs - in either Beech or Maple. Two options exist for glides on the Jordan Recliners. The white nylon glides are ideal for use on flooring that is easily marked. The stainless steel glides should be utilized for all other types floor surfaces. The stainless steel glide is provided when ordering the Jordan Recliners unless the white nylon glide is specified. The white nylon glide is available at the same price as the stainless steel option.

CLEANING & INFECTION CONTROL

Specifically designed to ease the cleaning and disinfection of the recliner and the floor underneath. Upholstery covers can be made removable, and individual components are automatically removable, to enable thorough cleaning and disinfection.



ENHANCED CUSHIONING

The Jordan Recliners have been upgraded with a softer seat, a more pronounced headrest, and contoured back shaping for improved support. These enhancements, along with the addition of dual-density foam, make these recliners the leader in patient comfort.



PUSH BAR

This is a standard feature on the Jordan recliner when ordered with casters. Ergonomically designed to assist care-giving staff in the movement and operation of the recliner, and reduce back strain on the caregiver.



BACK ADJUSTMENT LEVER

The Jordan Recliner Plus comes with the back adjustment lever which creates an infinite number of back adjustments within the chair. The back adjustment lever comes in a black plastic finish on the caregiver side. The standard position when ordering is left hand based on a position facing, the unit, unless specified otherwise.



FOOTREST LEVER

Jordan Recliner Plus comes with the footrest lever, which extends and closes the built-in footrest. The footrest lever comes in a powder-coated finish to match the casters. The standard position when ordering is a left hand position based on facing the unit, unless specified otherwise.



ARM OPTIONS

Arms are available in wood, wood with urethane arm cap, wood with solid surface arm cap or full urethane. The urethane provides enhanced durability and protection for the arms and is available in three color options; Black, Grey and Taupe. The urethane arm cap is field replaceable if damaged or degraded.

JORDAN | RECLINER PLUS FEATURES & OPTIONS



FOLEY HOOK

This recessed, retractable hook system provides a mounting system for catheter bags. It is spring-loaded to automatically retract when not in use, to eliminate any hazard.



IV POLE & HOLDER

The Jordan IV Pole is height adjustable (in a range of 27"), and can be added in the field. It can be located in any of four locations (left or right, front or back) -if ordered with the recliner, the location must be specified at time of order.



CUSHIONED ARMREST

The Cushioned Armrest was designed to maximize patient comfort during infusion treatments. The extra padded and wider arms provide comfort and support over long periods of time. Arms can be ordered in Krug standard healthcare rated grey vinyl or in coordinating textiles.



FLIP UP TABLET

The tablet's size is 18" x 14" x 3/4", and it can be located on either side of the recliner (must be specified if being ordered with the recliner). It is available in Beech and Maple Veneer, as well as Plastic Laminate with a Polymer edge. It folds flat (protruding 3" from the side of the recliner when flat). Please specify whether a right-handed or left-handed position is needed when ordering. Tablet must be mounted on the opposite side when a Patient Transfer Arm is ordered.



SWING AWAY TABLET

The Swing Away Tablet (24" x 14 3/4" x 3/4") is designed to be easily operated by the caregiver or user. The Break Away design allows for the tablet to be easily pushed away from the user in an emergency to gain quick access to the patient. The tablet has the ability to slide up and fold over and rotates 180 degrees. The kidney-shaped design is ideal for use as an eating, writing or work surface. The Footrest activation lever is specified either left or right handed based on a position facing the unit and opposite to where the tablet appears.



FOOT TRAY

This option provides a concealed, pull-out tray to assist patients with ingress and egress. It features a non-slip tread and dedicated casters that prevent tipping when standing on the tray.



THERMAL COMFORT

Providing warmth to patients undergoing chemotherapy and other treatments can be vitally important. Thermal Comfort is an option available on all Jordan Recliners, and features a hand-held controller located on the inside arm of the recliner (please specify right hand side or left hand side -facing). It provides two heat zones: one in the seat and one in the back. Back and seat zones can be controlled independently, to one of two heat settings. Controls are conveniently placed for the user to access and include a safety time-out feature after 30 minutes. Access to a 110/120 volt, 15 amp(min) electrical outlet is required.



CASTERS

The standard caster is 4" in diameter, soft-wheel, full swivel, with a lock that in a single action locks both the swivel and rotation of the caster. The Central Locking caster has the same features, with a hooded design.







CENTRAL CASTER LOCKING SYSTEM

Allows for single action locking of all four casters at one time. Casters are locked both directionally and rotationally, keeping the recliner in place when locked. The color-coded external foot pedal indicates Red for the locked position (when lowered) and Green for the unlocked position (when unlowered). The standard position for the foot pedal is located at the rear outside of the left (facing) arm panel. It can optionally be located at the front outside of the arm panel (either side) or at rear of right (facing) arm panel. Central locking casters are 4" diameter with soft wheel treads. Purchase orders must indicate Central Caster Locking System option, note the requested position, and include the upcharge - see pricing pages for upcharge info.

REMOVABLE COVERS AND REPLACEMENT COMPONENTS

Jordan Recliner Plus chairs are available with removable seat and back covers. Removable seat and back covers can be quickly installed on Jordan products that were originally ordered with the Removable cover option. Removable seat and back covers can also be installed on Jordan products that were not originally ordered with the Removable cover option, with some simple staple removal on the original seats and backs..

JORDAN | RECLINER PLUS

DESCRIPTION/MODEL		Species	COM		COL	FABRIC GRADES			LEATHER		
			1	2	3	4	5	6	7	8	9
	Upholstered Arm, with legs										
	JOR8-BSRUPH2	Beech	4899	5135	5368	5695	6071	6398	6772	7243	7711
	(no push bar)	Maple	4922	5157	5390	5718	6093	6421	6795	7264	7733
	Upholstered Arm, with casters										
	JOR8-BSRUPH1	n/a	5089	5322	5557	5886	6260	6586	6962	7431	7899
	Upholstered Arm with Urethane Cap, with legs										
	JOR8-BSRUUR2	Beech	4992	5229	5462	5788	6164	6492	6865	7337	7804
	(no push bar)	Maple	5015	5251	5484	5811	6186	6515	6889	7358	7826
	Upholstered Arm with Urethane Cap, with casters										
	JOR8-BSRUUR1	n/a	5182	5415	5651	5979	6353	6680	7056	7525	7992

ORDERING NOTES:





All Jordan Recliners components are specified either left or right handed based on a position facing the unit. Jordan Sleep Recliners ship with the back apart from the chair folded down inside the packaging.

Jordan Recliner Plus Option Upcharges		\$ List		\$ List
Moisture Barrier (per yard)	61	Central Caster Locking System		1023
Removable Plus Seat Cover	131	Combination Upholstery Option - 2 fabrics		32
Removeable Plus Back Cover	172	Combination Upholstery Option - 3 fabrics		61
Swing Away Tablet	437	Solid Surface Arm Cap (per pair) - Gr A White		493
IV Pole & Holder	362	Solid Surface Arm Cap (per pair) - Gr A Color		502
Flip Up Tablet	397	Solid Surface Arm Cap (per pair) - Gr B		522
Foley Catheter Hook	205	Solid Surface Arm Cap (per pair) - Gr C		550
Thermal Comfort	883	Note: For Solid Surface option replace UPH arm type with “USS” in the model number and add the upcharge above.		
Patient Transfer Arm	888			

PRODUCT CODE KEY

Line	Series	Chair Type	Arm Type	Style
JOR	8	BSR	UPH	1
Jordan	Motion	Recliner Plus	Upholstered Arm	Casters
			UUR	2
			Upholstered Arm with Urethane Cap	Legs
			USS	3
			Upholstered Arm with Solid Surface Cap	Central Locking Casters

JORDAN | RECLINER PLUS

DESCRIPTION/MODEL	Species	COM		COL		FABRIC GRADES			LEATHER	
		1	2	3	4	5	6	7	8	9
	Full Urethane Arm, with legs									
	JOR8-BSRFUR2	Beech	5013	5250	5483	5809	6185	6513	6886	7358
	(no push bar)	Maple	5036	5272	5505	5832	6207	6536	6910	7379
	Full Urethane Arm, with casters									
	JOR8-BSRFUR1	n/a	5203	5436	5672	6000	6374	6701	7077	7546
										8013
	Wood Arm, with legs									
	JOR8-BSRWOD2	Beech	5113	5349	5582	5909	6285	6612	6986	7458
	(no push bar)	Maple	5193	5429	5662	5989	6365	6692	7066	7537
	Wood Arm, with casters									
	JOR8-BSRWOD1	Beech	5303	5536	5771	6100	6474	6800	7176	7646
		Maple	5326	5559	5794	6123	6497	6823	7199	7669

ORDERING NOTES:





All Jordan Recliners components are specified either left or right handed based on a position facing the unit. Jordan Sleep Recliners ship with the back apart from the chair folded down inside the packaging.

Jordan Recliner Plus Option Upcharges	\$ List		\$ List
Moisture Barrier (per yard)	61	Central Caster Locking System	1023
Removable Plus Seat Cover	131	Combination Upholstery Option - 2 fabrics	32
Removeable Plus Back Cover	172	Combination Upholstery Option - 3 fabrics	61
Swing Away Tablet	437	Solid Surface Arm Cap (per pair) - Gr A White	493
IV Pole & Holder	362	Solid Surface Arm Cap (per pair) - Gr A Color	502
Flip Up Tablet	397	Solid Surface Arm Cap (per pair) - Gr B	522
Foley Catheter Hook	205	Solid Surface Arm Cap (per pair) - Gr C	550
Thermal Comfort	883	Note: For Solid Surface option replace WOD arm type with “SSC” in the model number and add the upcharge above.	
Patient Transfer Arm	888		

PRODUCT CODE KEY

Line	Series	Chair Type	Arm Type	Style
JOR	8	BSR	FUR	1
Jordan	Motion	Recliner Plus	Full Urethane	Casters
			WOD	2
			Wood Arm	Legs
			SSC	3
			Wood Arm with Solid Surface Cap	Central Locking Casters

JORDAN | RECLINER PLUS

DESCRIPTION/MODEL	Species	COM		COL		FABRIC GRADES			LEATHER	
		1	2	3	4	5	6	7	8	9
	Wood Arm with Urethane Cap, with legs									
	JOR8-BSRURE2	Beech	5236	5472	5705	6032	6408	6735	7109	7581
	(no push bar)	Maple	5316	5552	5785	6112	6487	6815	7189	7660
										8048
	Wood Arm with Urethane Cap, with casters									
	JOR8-BSRURE1	Beech	5426	5659	5894	6223	6597	6923	7299	7768
		Maple	5449	5682	5917	6246	6620	6946	7322	7792
										8236
										8259
	Cushioned Armrest, with legs									
	JOR8-BSRINF2	Beech	5235	5471	5704	6031	6407	6734	7108	7579
	(no push bar)	Maple	5258	5493	5726	6054	6429	6757	7131	7600
										8047
										8069
	Cushioned Armrest, with casters									
	JOR8-BSRINF1		5425	5658	5893	6222	6596	6922	7298	7767
										8235

ORDERING NOTES:

All Jordan Recliners components are specified either left or right handed based on a position facing the unit. Jordan Sleep Recliners ship with the back apart from the chair folded down inside the packaging.

Jordan Recliner Plus Option Upcharges	\$ List		\$ List
Moisture Barrier (per yard)	61	Central Caster Locking System	1023
Removable Plus Seat Cover	131	Combination Upholstery Option - 2 fabrics	32
Removeable Plus Back Cover	172	Combination Upholstery Option - 3 fabrics	61
Swing Away Tablet	437		
IV Pole & Holder	362		
Flip Up Tablet	397		
Foley Catheter Hook	205		
Thermal Comfort	883		
Patient Transfer Arm	888		

COORDINATING CUSHIONED ARM OPTION - please add the following up charges for Cushioned Arm in coordinating fabric.

Fabric Grades	1	2	3	4	5	6	7	8	9
2 ARMS	21	45	67	116	163	210	257	304	399

PRODUCT CODE KEY

Line	Series	Chair Type	Arm Type	Style
JOR	8	BSR	URE	1
Jordan	Motion	Recliner Plus	Wood Arm with Urethane Cap	Casters
			INF	2
			Cushioned Armrest	Legs
				3
				Central Locking Casters

JORDAN | SLEEP RECLINER**DIMENSIONS**

	Overall Width w/ 4 Position Mechanism	Overall Width with Cushioned Armrest	Overall Width w/ Accessories both sides	Overall Depth	Overall Depth w/ Footrest Reclined	Overall Depth w/ Sleep Recline	Overall Height	Seat Height	Height of Arms from Floor	Width Between Arms	Seat Depth	Shipping Weight	Cubes
Sleep Recliner	32.25	34.5	38.25	37	54	72.5	45.5	19.5	28.25	23	20	175	27

WEIGHT CAPACITY: Jordan Sleep Recliner has a maximum weight rating of 350 lbs under normal use (i.e. no excessive force in the use of the product).

COM REQUIREMENTS

	COM Yardage for Complete Unit	COM Yardage Seat Only	COM Yardage Back Only	COM Yardage Arm Panel Only	COM Yardage Footrest Upholstered Pad Only	Cushioned Armrest Only
One Chair	5.8	1.0	2.5	2.8	0.4	.75
Two Chairs	11.6	2.0	5	5.6	0.8	1.5
Three Chairs	17.4	3.0	7.5	8.4	1.2	2.25
Four Chairs	23.2	4.0	10	11.2	1.6	3

JORDAN | SLEEP RECLINER FEATURES & OPTIONS**HIGH DURABILITY MECHANISM**

Jordan Sleep Recliner mechanisms are designed for high-traffic, intensive use in care-giving environments. They are built with high-strength steel, and include Delrin™ wear pads between moving components for added smoothness and longevity.

**PUSH BAR**

This is a standard feature on the Jordan recliner when ordered with casters. Ergonomically designed to assist care-giving staff in the movement and operation of the recliner, and reduce back strain on the caregiver.

**JORDAN SLEEP RECLINERS MECHANISM**

This mechanism provides Infinitely Adjustable positions: Position A - Seated with feet on the floor, footrest in down (closed) position. Seat-back angle is 102 degrees. Position B - Footrest is fully extended, without compromising the upright position of the back. The seat-back angle remains at 102 degrees. Position C - is the range of infinite adjustability from the seated position of 102 degrees back angle to the fully reclined position at 133 degrees. The Infinitely Adjustable Back angle can be locked in any position with the back adjustment lever that goes to a maximum of 175 degrees when fully extended.

**BACK ADJUSTMENT LEVER**

The Jordan Sleep Recliner comes with the back adjustment lever which creates an infinite number of back adjustments within the chair. The back adjustment lever comes in a black plastic finish on the caregiver side. The standard position when ordering is left hand based on a position facing, the unit, unless specified otherwise.

**FOOTREST LEVER**

Jordan Sleep Recliner comes with the footrest lever, which extends and closes the built-in footrest. The footrest lever comes in a powder-coated finish to match the casters. The standard position when ordering is a left hand position based on facing the unit, unless specified otherwise.

**MECHANISM WITH TRENDLENBURG**

This mechanism provides the same positions described above, as well as the additional Trendelenburg position: full recline with footrest fully extended, seat-back angle remains at 125 degrees, but the back is now 65 degrees from vertical - resulting in the feet being above the head. It is activated by a foot-release lever that is accessible from either side of the recliner. Not available on Recliner Plus.

**ARM OPTIONS**

Jordan features 8 arm style options; fully upholstered, fully upholstered with urethane or solid surface arm cap, wood, wood with urethane or solid surface arm cap, full urethane and cushioned arm rest. The arm cap option provides enhanced durability and protection for the arms. The arm cap is field replaceable if damaged or degraded. See page 98 for color selections.

**ENHANCED CUSHIONING**

The Jordan Recliners have been upgraded with a softer seat, a more pronounced headrest, and contoured back shaping for improved support. These enhancements, along with the addition of dual-density foam, make these recliners the leader in patient comfort.

**LEGS**

Jordan Sleep Recliners are available with wood legs - in either Beech or Maple. Two options exist for glides on the Jordan Sleep Recliners. The white nylon glides are ideal for use on flooring that is easily marked. The stainless steel glides should be utilized for all other types floor surfaces. The stainless steel glide is provided when ordering the Jordan Recliners unless the white nylon glide is specified. The white nylon glide is available at the same price as the stainless steel option.

CLEANING & INFECTION CONTROL

Specifically designed to ease the cleaning and disinfection of the recliner and the floor underneath. Upholstery covers can be made removable, and individual components are automatically removable, to enable thorough cleaning and disinfection.

JORDAN | SLEEP RECLINER FEATURES & OPTIONS



FOLEY HOOK

This recessed, retractable hook system provides a mounting system for catheter bags. It is spring-loaded to automatically retract when not in use, to eliminate any hazard.



IV POLE & HOLDER

The Jordan IV Pole is height adjustable (in a range of 27"), and can be added in the field. It can be located in any of four locations (left or right, front or back) -if ordered with the recliner, the location must be specified at time of order.



CUSHIONED ARMREST

The Cushioned Armrest was designed to maximize patient comfort during infusion treatments. The extra padded and wider arms provide comfort and support over long periods of time. Arms can be ordered in Krug standard healthcare rated grey vinyl or in coordinating textiles.



FLIP UP TABLET

The tablet's size is 18" x 14" x 3/4", and it can be located on either side of the recliner (must be specified if being ordered with the recliner). It is available in Beech and Maple Veneer, as well as Plastic Laminate with a Polymer edge. It folds flat (protruding 3" from the side of the recliner when flat). Please specify whether a right-handed or left-handed position is needed when ordering. Tablet must be mounted on the opposite side when a Patient Transfer Arm is ordered.



SWING AWAY TABLET

The Swing Away Tablet (24" x 14 3/4" x 3/4") is designed to be easily operated by the caregiver or user. The Break Away design allows for the tablet to be easily pushed away from the user in an emergency to gain quick access to the patient. The tablet has the ability to slide up and fold over and rotates 180 degrees. The kidney-shaped design is ideal for use as an eating, writing or work surface. The Footrest activation lever is specified either left or right handed based on a position facing the unit and opposite to where the tablet appears.



PATIENT TRANSFER ARM

The Patient Transfer Arm is designed to fold down where the arm is level with the chair seat. This design allows the caregiver to easily transport patients from the chair to bed. The arm is folded down by accessing the adjustment lever at the side of the chair. The Patient Transfer Arm is specified in a right or left handed position based on facing the unit. Please note, the Patient Transfer Arm cannot be located on the same side as IV Poles or the footrest lever or tablets.



FOOT TRAY

This option provides a concealed, pull-out tray to assist patients with ingress and egress. It features a non-slip tread and dedicated casters that prevent tipping when standing on the tray.



THERMAL COMFORT

Providing warmth to patients undergoing chemotherapy and other treatments can be vitally important. Thermal Comfort is an option available on all Jordan Recliners, and features a hand-held controller located on the inside arm of the recliner (please specify right hand side or left hand side -facing). It provides two heat zones: one in the seat and one in the back. Back and seat zones can be controlled independently, to one of two heat settings. Controls are conveniently placed for the user to access and include a safety time-out feature after 30 minutes. Access to a 110/120 volt, 15 amp(min) electrical outlet is required.



POWER CONTROL

Optional motorized recline is available on Jordan 3-Position Recliner. The Recliner features a single function control which operates the back and ottoman simultaneously. The control location is standard on the inside left (facing) of the arm, alternately can be specified on the right if required, must be clearly noted on the P.O.. Power can also be specified with a lithium battery pack able to run 200 cycles on a full charge.



CASTERS

The standard caster is 4" in diameter, soft-wheel, full swivel, with a lock that in a single action locks both the swivel and rotation of the caster. The Central Locking caster has the same features, with a hooded design.







CENTRAL CASTER LOCKING SYSTEM

Allows for single action locking of all four casters at one time. Casters are locked both directionally and rotationally, keeping the recliner in place when locked. The color-coded external foot pedal indicates Red for the locked position (when lowered) and Green for the unlocked position (when unlowered). The standard position for the foot pedal is located at the rear outside of the left (facing) arm panel. It can optionally be located at the front outside of the arm panel (either side) or at rear of right (facing) arm panel. Central locking casters are 4" diameter with soft wheel treads. Purchase orders must indicate Central Caster Locking System option, note the requested position, and include the upcharge - see pricing pages for upcharge info.

REMOVABLE COVERS AND REPLACEMENT COMPONENTS

Jordan Sleep Recliners chairs are available with Removable Seat and Back Covers for an upcharge. Removable seat and back covers can be quickly installed on Jordan products that were originally ordered with the Removable cover option. Removable seat and back covers can also be installed on Jordan products that were not originally ordered with the Removable cover option, with some simple staple removal on the original seats and backs..

JORDAN | SLEEP RECLINER

DESCRIPTION/MODEL		Species	COM		COL	FABRIC GRADES			LEATHER		
			1	2	3	4	5	6	7	8	9
	Upholstered Arm, with legs										
	JOR8-SRUPH24	Beech	4026	4204	4378	4626	4908	5155	5439	5790	6142
	(no push bar)	Maple	4049	4225	4400	4650	4932	5179	5461	5814	6166
	Upholstered Arm, with casters										
	JOR8-SRUPH14	n/a	4108	4285	4460	4708	4991	5237	5519	5871	6226
	(no push bar)										
	JOR8-SRUPH13	n/a	4133	4310	4485	4732	5013	5262	5545	5896	6251
	Upholstered Arm with Urethane Cap, and legs										
	JOR8-SRUUR24	Beech	4120	4297	4471	4719	5002	5248	5532	5884	6235
	(no push bar)	Maple	4143	4318	4494	4743	5026	5273	5554	5908	6260
	Upholstered Arm with Urethane Cap, and casters										
	JOR8-SRUUR14	n/a	4202	4378	4553	4801	5085	5330	5613	5965	6319
	(no push bar)										
	JOR8-SRUUR13	n/a	4227	4403	4579	4825	5107	5356	5638	5990	6345





ORDERING NOTES: All Jordan Recliners components are specified either left or right handed based on a position facing the unit. Jordan Sleep Recliners ship with the back apart from the chair folded down inside the packaging.

Jordan Sleep Recliner Option Upcharges	\$ List		\$ List
Moisture Barrier (per yard)	61	Central Caster Locking System	1023
Removable Plus Seat Cover	111	Combination Upholstery Option - 2 fabrics	32
Removeable Plus Back Cover	123	Combination Upholstery Option - 3 fabrics	61
Swing Away Tablet	437	Solid Surface Arm Cap (per pair) - Gr A White	493
IV Pole & Holder	362	Solid Surface Arm Cap (per pair) - Gr A Color	502
Flip Up Tablet	397	Solid Surface Arm Cap (per pair) - Gr B	522
Foley Catheter Hook	205	Solid Surface Arm Cap (per pair) - Gr C	550
Thermal Comfort	883	Note: For Solid Surface option replace UPH arm type with “USS” in the model number and add the upcharge above.	
Power Mechanism - Corded	913		
Power Mechanism -Battery	1216		
Power Trendelenburg Mechanism - Corded	1320		
Power Trendelenburg Mechanism -Battery	1634		
Replacement Battery	591		
Patient Transfer Arm	888		
Trendelenburg Option	828		

PRODUCT CODE KEY

Line	Series	Chair Type	Arm Type	Style	
JOR	8	SR	UPH	1	3
Jordan	Motion	Sleep Recliner	Upholstered Arm	Casters	Push Bar
		PSR	UUR	2	4
		Power Sleep Recliner	Upholstered Arm with Urethane Cap	Legs	No Push Bar
		SRT	USS	3	
		Sleep Recliner with Trendelenburg	Upholstered Arm Solid Surface Cap	Central Locking Casters	
		PSRT			
		Power Sleep Recliner with Trendelenburg			

JORDAN | SLEEP RECLINER

DESCRIPTION/MODEL		Species	COM		COL	FABRIC GRADES				LEATHER	
			1	2	3	4	5	6	7	8	9
	Full Urethane Arm, with legs										
	JOR8-SRFUR24	Beech	4141	4318	4492	4740	5023	5269	5553	5905	6251
	(no push bar)	Maple	4164	4339	4515	4764	5047	5294	5575	5929	6281
	Full Urethane Arm, with casters										
	JOR8-SRFUR14	n/a	4223	4399	4574	4822	5106	5351	5634	5986	6340
	(no push bar)										
	JOR8-SRFUR13	n/a	4248	4424	4600	4846	5128	5377	5659	6011	6366
	Wood Arm, with legs										
	JOR8-SRWOD24	Beech	4240	4418	4592	4840	5122	5369	5653	6004	6356
	(no push bar)	Maple	4320	4498	4672	4920	5202	5449	5733	6084	6436
	Wood Arm, with casters										
	JOR8-SRWOD14	Beech	4322	4499	4674	4922	5205	5451	5734	6085	6440
	(no push bar)	Maple	4345	4522	4697	4945	5229	5474	5757	6108	6463
	JOR8-SRWOD13	Beech	4348	4524	4699	4946	5227	5476	5759	6111	6465
		Maple	4371	4547	4722	4969	5251	5499	5782	6134	6489





ORDERING NOTES: All Jordan Recliners components are specified either left or right handed based on a position facing the unit. Jordan Sleep Recliners ship with the back apart from the chair folded down inside the packaging.

Jordan Sleep Recliner Option Upcharges		\$ List			\$ List
Moisture Barrier (per yard)		61	Central Caster Locking System		1023
Removable Plus Seat Cover		111	Combination Upholstery Option - 2 fabrics		32
Removeable Plus Back Cover		123	Combination Upholstery Option - 3 fabrics		61
Swing Away Tablet		437	Solid Surface Arm Cap (per pair) - Gr A White		493
IV Pole & Holder		362	Solid Surface Arm Cap (per pair) - Gr A Color		502
Flip Up Tablet		397	Solid Surface Arm Cap (per pair) - Gr B		522
Foley Catheter Hook		205	Solid Surface Arm Cap (per pair) - Gr C		550
Thermal Comfort		883	Note: For Solid Surface option replace WOD arm type with “SSC” in the model number and add the upcharge above.		
Power Mechanism - Corded		913			
Power Mechanism -Battery		1216			
Power Trendelenburg Mechanism - Corded		1320			
Power Trendelenburg Mechanism -Battery		1634			
Replacement Battery		591			
Patient Transfer Arm		888			
Trendelenburg Option		828			

PRODUCT CODE KEY

Line	Series	Chair Type	Arm Type	Style	
JOR	8	SR	FUR	1	3
Jordan	Motion	Sleep Recliner	Full Urethane	Casters	Push Bar
		PSR	WOD	2	4
		Power Sleep Recliner	Wood Arm	Legs	No Push Bar
		SRT	SSC	3	
		Sleep Recliner with Trendelenburg	Wood Arm with Solid Surface Cap	Central Locking Casters	
		PSRT			
		Power Sleep Recliner with Trendelenburg			

JORDAN | SLEEP RECLINER

DESCRIPTION/MODEL		Species	COM		COL		FABRIC GRADES			LEATHER	
			1	2	3	4	5	6	7	8	9
	Wood Arm with Urethane Cap, with legs										
	JOR8-SRURE24	Beech	4363	4541	4715	4963	5245	5492	5776	6127	6479
	(no push bar)	Maple	4443	4621	4795	5043	5325	5572	5855	6207	6559
	Wood Arm with Urethane Cap, with casters										
	JOR8-SRURE14	Beech	4470	4647	4822	5069	5350	5599	5882	6233	6588
	(no push bar)	Maple	4494	4670	4845	5092	5373	5622	5905	6256	6611
	JOR8-SRURE13	Beech	4486	4664	4838	5086	5368	5615	5898	6250	6602
		Maple	4566	4743	4918	5166	5448	5695	5978	6330	6682
	Cushioned Armrest, with legs										
	JOR8-SRINF24	Beech	4362	4540	4714	4962	5244	5491	5775	6126	6478
	(no push bar)	Maple	4385	4561	4736	4986	5268	5515	5797	6150	6502
	Cushioned Armrest, with casters										
	JOR8-SRINF14		4444	4621	4796	5044	5327	5573	5855	6207	6562
	(no push bar)										
	JOR8-SRINF13		4469	4646	4821	5068	5349	5598	5881	6232	6587

ORDERING NOTES: All Jordan Recliners components are specified either left or right handed based on a position facing the unit. Jordan Sleep Recliners ship with the back apart from the chair folded down inside the packaging.

Jordan Sleep Recliner Option Upcharges		\$ List		\$ List
Moisture Barrier (per yard)	61	Central Caster Locking System	1023	
Removable Plus Seat Cover	111	Combination Upholstery Option - 2 fabrics	32	
Removeable Plus Back Cover	123	Combination Upholstery Option - 3 fabrics	61	
Swing Away Tablet	437	Power Mechanism - Corded	913	
IV Pole & Holder	362	Power Mechanism -Battery	1216	
Flip Up Tablet	397	Power Trendelenburg Mechanism - Corded	1320	
Foley Catheter Hook	205	Power Trendelenburg Mechanism -Battery	1634	
Thermal Comfort	883	Replacement Battery	591	
Trendelenburg Option	828			

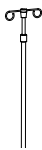
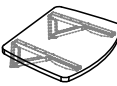
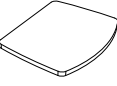
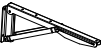


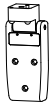



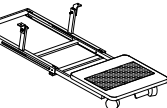
COORDINATING CUSHIONED ARM OPTION - please add the following up charges for Cushioned Arm in coordinating fabric.

Fabric Grades	1	2	3	4	5	6	7	8	9
2 ARMS	21	45	67	116	163	210	257	304	399

PRODUCT CODE KEY

Line	Series	Chair Type	Arm Type	Style	
JOR	8	SR	URE	1	3
Jordan	Motion	Sleep Recliner	Wood Arm with Urethane Cap	Casters	Push Bar
		PSR		2	4
		Power Sleep Recliner		Legs	No Push Bar
		SRT	INF	3	
		Sleep Recliner with Trendelenburg	Cushioned Armrest	Central Locking Casters	
		PSRT			
		Power Sleep Recliner with Trendelenburg			

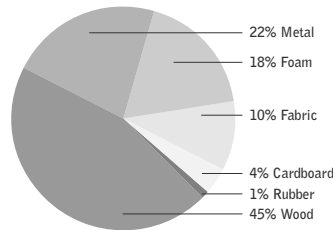
JORDAN | RECLINER ACCESSORIES & REPLACEMENT COMPONENTS

DESCRIPTION/MODEL		Price	Shipping Weight	Cubes
	IV Pole JOR8-RCRIP	278	3.8	1.4
	IV Pole Holder JOR8-RCRIPB	84	2	0.2
	Flip Up Tablet with brackets JOR8-RCRTK (wood or laminate)	397	6.6	1.6
	Flip Up Tablet 18"w x 14"d x .75"h JOR8-RCRT (wood or laminate)	319	5.8	1.4
	Flip Up Tablet Bracket JOR8-RCRTH	114	0.8	0.2
	Swing Away Tablet with Mechanism 24"w x 14.75"d x .75"h JOR8-SRST (wood or laminate)	437	20	1.2
	Swing Away Tablet Only JOR8-SRRT (wood or laminate)	227	7	0.8
	Swing Away Tablet Mechanism Only JOR8-SRRTTH	287	13	1
	Push Bar JOR8-SRRPB	196	2	0.3
	Replacement Foley Catheter Hook JOR8-RHK	205	1	0.2
	Locking Rubber Wheel Caster JOR8-RCRCASRL -Back Left	91	2	0.2
	JOR8-RCRCASRR -Back Right			
	JOR8-RCRCASFL -Front	45	2	0.2
	JOR8-RCRCASFR -Front			
	Recliner Foot Tray JOR8-RRFT	431	2.8	15
	Sleep Recliner Foot Tray JOR8-SRRFT	532	2.8	15

LEED CI CREDITS



MATERIAL CONTENT:



PRE-CONSUMER

RECYCLED CONTENT = 9.0%

POST-CONSUMER

RECYCLED CONTENT = 10.5%

CONTRIBUTES TO

CREDIT 2.1 - 2.2	Construction Waste Management	1-2 point(s)
CREDIT 3.3	Resource Reuse	1 point
CREDIT 4.1	Recycled Content	1 point
CREDIT 4.5	Low Emitting Materials, Systems & Seating	1 point
CREDIT 5.1	Regional Materials*	1 point
CREDIT 7	Certified Wood (MUST BE REQUESTED)	1 point(s)

*This credit is only applicable if in total 20% of the combined value of the procurement of construction materials and in the furniture are manufactured within a radius of 500 miles. This credit will apply if the installation of the finished product occurs within 500 miles of Kitchener, Ontario.

level® CERTIFICATION, AIR EMISSIONS AND FSC® CERTIFICATION



level® CERTIFICATION

BIFMA's e3 Furniture Sustainability Standard is a voluntary, multi-attribute standard that measures the degree of sustainability of furniture. This standard evaluates product and company environmental attributes and compliance systems in a wide range of elements which include Materials, Energy & Atmosphere, Human & Ecosystem Health and Social Responsibility. Jordan products have earned level®, BIFMA's sustainability certification program for furniture, certification through third-party verification against the e3 standard.

AIR-EMISSIONS

All Jordan products are supplied with air-emissions certified. Contact customer service for information.



FSC®

In 2005, Krug received Forest Stewardship Council® (FSC®) Chain-of-Custody certification for our manufacturing facilities. The FSC® Chain-of-Custody tracks certified wood from seedling to final sale. It verifies that the material for our FSC® certified products only come from well-managed, FSC®-certified forests and other controlled sources. FSC® is dedicated to the promotion of responsible forest management worldwide helping to take care of forests for future generations. Jordan and other Krug products can be specified with FSC® Certification. Contact customer service for further information, pricing and lead times.



Architects, designers, and building professionals can specify FSC®-certified products in order to achieve a point from the U.S. Green Building Council's Leadership in Energy and Environmental Design (LEED) Rating System.

JORDAN | GLIDER - DIMENSIONS & COM REQUIREMENTS

DIMENSIONS

	Overall Width	Overall Depth	Overall Height	Seat Height	Height of Arms from Floor	Width Between Arms	Seat Depth	Shipping Weight	Cube	COM Yardage Seat
21" Seat	25	28	43.5	18.5	26	20.5	20	126	17	0.9
24" Seat	28	28	43.5	18.5	26	23.5	20	131	22	0.9

COM REQUIREMENTS

	COM Yardage Complete Unit	Yardage Per Chair - Complete Unit	COM Yardage Back Only	Yardage Per Chair - Back Only	COM Yardage Seat Only	Yardage Per Chair - Seat Only	COM Yardage Inner Arm Panels (Pair)	Yardage Per Chair Inner Arm Panels (Pair)
One Chair	4.6	4.6	1.97	1.97	0.9	0.9	0.5	0.5
Two Chairs	9.2	4.6	3	1.5	1.3	0.63	1	0.5
Three Chairs	13.8	4.6	4	1.33	2.37	0.79	1.5	0.5
Four Chairs	18.4	4.6	6	1.5	2.6	0.65	2	0.5

COM REQUIREMENTS (Continued)

	COM Yardage Outer Arm Panels (Pair)	Yardage Per Chair Outer Arm Panels (Pair)	COM Yardage Front Recessed Kickplate Only	Yardage Per Chair - Front Recessed Kickplate Only	COM Yardage Back Kickplate Only	Yardage Per Chair Back Kickplate Only
One Chair	1.7	1.7	0.5	0.5	0.3	0.3
Two Chairs	3.4	1.7	1	0.5	0.6	0.3
Three Chairs	5.1	1.7	1.5	0.5	0.9	0.3
Four Chairs	6.8	1.7	2	0.5	1.2	0.3

- Note: Some vinyls, leathers & upholsteries are not suitable for application on Jordan seating.
The approval process is as follows:
1. A sample of the COM must be provided to Krug Customer Service prior to or at the time of order.
For Maharam or Momentum, Krug will obtain the upholstery cover sample.
2. The sample will be reviewed and the customer advised if the upholstery cover is unsuitable.
3. The COM upholstery cover or leather will be inspected when received at the factory, to identify any further concerns with its suitability.

CONTRASTING BACKS, SEATS, ARM PANELS, RECESSED FRONT PANEL & BACK PANEL

When combination upholstery is specified with fabric of the same grade or COM, an upcharge for dual fabrics is **\$32 list** per unit and **\$61 list** per unit for three fabrics will be applied. When graded in combination upholstery is selected, use the highest grade upholstery selected or to obtain a quote for blended grading contact Customer Service (please provide the fabrics specified and location of where each fabric is to be applied on the product).

GLIDER	SEAT	BACK	INNER ARM PANEL	OUTER ARM PANEL	RECESSED FRONT PANEL	BACK KICKPLATE
21" & 24"	0.9	1.9	0.5	1.7	0.5	0.3

WEIGHT CAPACITIES

Jordan weight capacities are as follows:
Jordan Glider - 350 lbs

JORDAN | GLIDER - FEATURES & OPTIONS



CLEAN OUT

Jordan Glider seating models have a built-in clean out feature: a space at the back of the seat that allows dirt, debris and liquid to fall to the floor for easy clean up and maintenance - designed so that it does not detract from the comfort or appearance of the product.



STEEL SEAT FRAME

The structural seat frame is made from welded steel with a powder-coated finish that allows Jordan Glider to well exceed ANSI/BIFMA standards.

METAL-TO-METAL CONNECTIONS

Steel seat frames are joined to other components, in Jordan Glider products, with hardened steel bolts and inserts, ensuring exceptional durability and strength, and easy reconfigurability, as well as on-site replacement of damaged or degraded components.



HORIZONTAL MOTION

The Jordan glider is designed to move the patient in a smooth, flat arc that is gentle, soothing and safe. The position of the feet is maintained on the floor throughout the glider motion, rather than being raised up down in a rocking motion.



WALL SAVER DESIGN

The angle of the back and the rear legs are designed to keep the back away from the wall, in a locked position, to prevent wear and damage to both the chairs and to the walls of the facility.



ARM CAPS

The optional arm cap provides enhanced durability and protection for the arms. Available in Urethane or Solid Surface, either is field removable if it becomes damaged or degraded.



HEADREST

The headrest has a dual density foam for both comfort and support, and can be upholstered in matching or contrasting material. It is removable to allow for cleaning and replacement.



RECESSED FRONT PANEL

The Glider's front panel has an attractive arc that serves an important function: to provide safer ingress and egress by allowing the patient to get their feet underneath their weight. This is augmented by arms that have been designed as softly rounded hand-holds, to safely and comfortably support the weight of the patient while entering and exiting the chair.

TWO WIDTHS

21" and 24" widths are offered, allowing flexibility in accommodating patients of different sizes, and providing for the comfortable use of bolsters, pillows and other means of support for the patient.

MECHANISM

The mechanism is both replaceable in the field, and features a locking function so the glider can be used as a fixed chair.

REMOVABLE UPHOLSTERY COVERS

The seat and back covers can be specified to be removable, allowing for cleaning and repair, or replacement.

REMOVABLE AND REPLACEABLE COMPONENTS

All of the components - the seat, back, the arms, the arm cap, and the mechanism can be removed for cleaning, and replaced if damaged. Replacement Parts can be viewed on line at www.krug.ca.

COMBINATION UPHOLSTERY OPTIONS





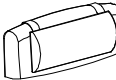
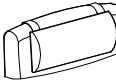
When combination upholstery is specified with fabric of the same grade or COM, an upcharge for dual fabrics is **\$32 list** per unit and **\$61 list** per unit for three fabrics will be applied. When graded in combination upholstery is selected, use the highest grade upholstery selected or to obtain a quote for blended grading contact Customer Service (please provide the fabrics specified and location of where each fabric is to be applied on the product).

MOISTURE BARRIER & CAL 133

California Technical Bulletin 133 is a flammability test for seating. Krug offers a compliance method, in combination with non-flammable upholstery covers, may enable products to meet certification requirements for this test. This process at the same time also provides the products with a Moisture Barrier - a treatment that helps to prevent the passage of liquids and moisture to inside of the upholstered components - thereby conferring sanitary and anti-infection benefits. So when CAL 133 is specified, the product also automatically has a Moisture Barrier, and when a Moisture Barrier is specified, the product also features the compliance method and low flammability features of CAL 133.

The application of this up-charge and the compliance method does not mean that the specific configuration of product and upholstery cover are tested and officially certified as being CAL133 compliant. If the official certification is required, Krug will provide this (through an independent certified testing laboratory) at a charge of \$874 per item, plus the cost of the product to be tested. Lead time for certification testing is typically 4-8 weeks.

JORDAN | GLIDER

DESCRIPTION/MODEL	COM		COL		FABRIC GRADES		LEATHER		
	1	2	3	4	5	6	7	8	9
 21" Fully Upholstered Arm JOR6-GL21UPH	2265	2391	2515	2643	2810	2976	3142	3346	3553
 21" Fully Upholstered Arm with Urethane Cap JOR6-GL21UUR	2442	2568	2692	2820	2987	3153	3319	3522	3729
 24" Fully Upholstered Arm JOR6-GL24UPH	2374	2502	2628	2753	2921	3087	3250	3457	3663
 24" Fully Upholstered Arm with Urethane Cap JOR6-GL24UUR	2550	2678	2804	2929	3097	3263	3427	3634	3839
 21" Adjustable Headrest JOR2-RHR21	312	359	386	413	439	468	493	520	559
 24" Adjustable Headrest JOR2-RHR24	342	392	423	455	485	515	543	573	614

Jordan Glider Option Upcharges	\$ List	\$ List
CAL 133 & Moisture Barrier (per yard)	61	Solid Surface Arm Cap (per pair) - Gr A White 493
Removable Seat Covers	86	Solid Surface Arm Cap (per pair) - Gr A Color 502
Removable Back Covers	99	Solid Surface Arm Cap (per pair) - Gr B 522
		Solid Surface Arm Cap (per pair) - Gr C 550

Note: For Solid Surface option replace UPH arm type with "USS" in the model number and add the upcharge above.

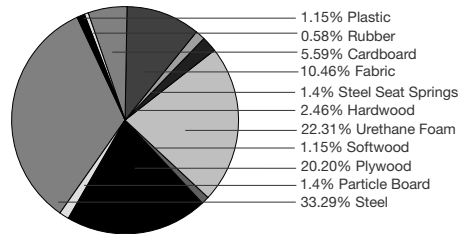
PRODUCT CODE KEY				
Line	Series	Chair Type	Size	Arm Type
JOR	6	GL	21	UPH
Jordan	Motion	Glider		Fully Upholstered
			24	UUR
				Fully Upholstered with Urethane Arm Cap
				USS
				Fully Upholstered with Solid Surface Arm Cap

JORDAN LOUNGE SLEEPERS | LEED CI CREDIT SUMMARY

LEED CI CREDITS



MATERIAL CONTENT:



PRE-CONSUMER
RECYCLED CONTENT = 5.49%

POST-CONSUMER
RECYCLED CONTENT = 40.69%

Up to 42.44% of this Jordan Lounge Sleepers product is recyclable at the end of its useful life.

CONTRIBUTES TO

CREDIT 2.1 - 2.2	Construction Waste Management	1-2 point(s)
CREDIT 3.3	Resource Reuse	1 point
CREDIT 4.1	Recycled Content	1 point
CREDIT 4.2	Recycled Content	1 point
CREDIT 4.5	Low Emitting Materials, Systems & Seating	1 point
CREDIT 5.1	Regional Materials*	1 point
CREDIT 7	Certified Wood (MUST BE REQUESTED)	1 point(s)

*This credit is only applicable if in total 20% of the combined value of the procurement of construction materials and in the furniture are manufactured within a radius of 500 miles. This credit will apply if the installation of the finished product occurs within 500 miles of Kitchener, Ontario.

level® CERTIFICATION, AIR EMISSIONS AND FSC® CERTIFICATION



level® CERTIFICATION

BIFMA's e3 Furniture Sustainability Standard is a voluntary, multi-attribute standard that measures the degree of sustainability of furniture. This standard evaluates product and company environmental attributes and compliance systems in a wide range of elements which include Materials, Energy & Atmosphere, Human & Ecosystem Health and Social Responsibility. Jordan products have earned level®, BIFMA's sustainability certification program for furniture, certification through third-party verification against the e3 standard.

AIR-EMISSIONS

All Jordan products are supplied with air-emissions certified. Contact customer service for information.



FSC®

In 2005, Krug received Forest Stewardship Council® (FSC®) Chain-of-Custody certification for our manufacturing facilities. The FSC® Chain-of-Custody tracks certified wood from seedling to final sale. It verifies that the material for our FSC® certified products only come from well-managed, FSC®-certified forests and other controlled sources. FSC® is dedicated to the promotion of responsible forest management worldwide helping to take care of forests for future generations. Jordan and other Krug products can be specified with FSC® Certification. Contact customer service for further information, pricing and lead times.



Architects, designers, and building professionals can specify FSC®-certified products in order to achieve a point from the U.S. Green Building Council's Leadership in Energy and Environmental Design (LEED) Rating System.

JORDAN | LOUNGE SLEEPERS**DIMENSIONS**

	Overall Width	Overall Depth Chair	Overall Depth Chaise	Overall Depth Bed	Overall Height	Seat Height	Width Between Arms	Seat Depth	Shipping Weight	Cubes
One-Seat	35	38	65	87	39	19	28.5	19.5	150	41
Two-Seat	54	38	65	87	39	19	48	19.5	205	63

COM REQUIREMENTS

	COM Yardage Complete Unit	COM Yardage Seat Only	COM Yardage Back Only	COM Yardage Low Outer Back (Panel) Only	COM Yardage Arm Panel Only	COM Yardage Kickplate Upholstery Only	COM Yardage Ottoman Upholstery Only
One-Seat - One Chair	7.3	1.4	1.6	.8	2.9	.4	1
One-Seat - Two Chairs	14.6	2.8	3.2	1.6	5.8	.8	2
One-Seat - Three Chairs	22	4.3	4.8	2.4	8.7	1.2	3
One-Seat - Four Chairs	29.3	5.7	6.4	3.2	11.6	1.6	4
Two-Seat - One Chair	9.0	1.8	2.2	.8	2.9	.4	1.7
Two-Seat - Two Chairs	17.4	3.6	3.8	1.6	5.8	.8	3.4
Two-Seat - Three Chairs	26.4	5.4	6	2.4	8.7	1.2	5.1
Two-Seat - Four Chairs	34.8	7.2	7.6	3.2	11.6	1.6	6.8

NOTE: Some vinyls, leathers and upholsteries are not suitable for application on Jordan seating.

The approval process is as follows:

1. A sample of the COM must be provided to Krug Customer Service prior to or at the time of order.
2. The sample will be reviewed and the customer advised if the upholstery cover is unsuitable.
3. The COM upholstery cover or leather will be inspected when received at the factory, to identify any further concerns with its suitability.



One-Seat Lounge Sleepers



Two-Seat Lounge Sleepers

**COMBINATION UPHOLSTERY OPTIONS**

When combination upholstery is specified with fabric of the same grade or COM, an upcharge for dual fabrics is **\$32 list** per unit and **\$61 list** per unit for three fabrics will be applied. When graded in combination upholstery is selected, use the highest grade upholstery selected or to obtain a quote for blended grading contact Customer Service (please provide the fabrics specified and location of where each fabric is to be applied on the product).

Jordan Lounge Sleepers Option Upcharges

	\$ List		\$ List
Moisture Barrier (per yard)	61	Two-Seat Lounge Sleepers - Removable Seat Covers	303
One-Seat Lounge Sleepers - Removable Seat Covers	196	Two-Seat Lounge Sleepers - Removable Back Covers	274
One-Seat Lounge Sleepers - Removable Back Covers	189	Two-Seat Lounge Sleepers - Removable Ottoman Covers	281
One-Seat Lounge Sleepers - Removable Ottoman Covers	181	Solid Surface Arm Cap (per pair) - Gr A White	493
		Solid Surface Arm Cap (per pair) - Gr A Color	502
		Solid Surface Arm Cap (per pair) - Gr B	522
		Solid Surface Arm Cap (per pair) - Gr C	550

WEIGHT CAPACITIES

Jordan weight capacities are as follows:

Jordan One-Seat Lounge Sleepers is load rated to 350 lbs.

Jordan Two-Seat Lounge Sleepers is load rated to 525 lbs.

JORDAN | LOUNGE SLEEPERS FEATURES & OPTIONS



HIGH DURABILITY MECHANISM

This product features a heavy-duty mechanism, made with heavy gauge steel and minimal moving parts - its designed to last, and is backed by a 5-year warranty on the mechanism itself, in addition to the lifetime warranty on the rest of the product. If it does become damaged or degraded, the mechanism can be field-replaced.



COMFORTABLE SLEEP SURFACE

A new, enhanced sleep surface is 87" in length, providing exceptional range to stretch out in comfort, with supportive cushioning that is specifically designed for sleeping.



CHAISE/OTTOMAN POSITION

In addition to the sitting and sleep positions, this position allows the user to sit (or even sleep) in comfort with legs elevated and supported.



EASY OPEN AND CLOSE

The sleeper is extended easily to either position, using a pull handle that is neatly tucked away when not in use. The sleeper can be quickly closed by raising the back, and then lowering the ottoman cushion into the storage position. Instructions for operating the sleeper are located on the front of the ottoman cushion.



WALL SAVER DESIGN

The shape of the arm is designed to keep the back away from the wall (in a locked position), to prevent wear and damage to both the chairs and to the walls of the facility.



CASTERS

Enhanced accessibility of the casters allows the caregiver or visitor to easily lock and unlock them. The 3" casters are soft, with a premium lock function, which locks both the wheel rotation and the swivel rotation to rigidly hold the unit in position.



LEGS

Jordan Lounge Sleepers legs are available in Beech and Maple wood as well as Grey Urethane.



ARM STYLES

Jordan Lounge Sleepers feature 7 arm styles Upholstered Arm, Wood Arm, Full Urethane Arm, Wood Arm with Urethane Cap & Wood Arm with Solid Surface Cap, Upholstered Arm with Urethane Cap & Upholstered Arm with Solid Surface Cap. The optional arm caps and full urethane arm provide enhanced durability and protection for the arms. Urethane arm and arm cap are available in Black, Grey and Taupe colors. Solid Surface Arm caps are available in 8 colors shown on [page 98](#). The arm cap is field replaceable if it becomes damaged or degraded.



UPHOLSTERED ARM with URETHANE ARM CAP



UPHOLSTERED ARM with SOLID SURFACE ARM CAP



WOOD ARM



FULL URETHANE ARM



URETHANE ARM CAP



WOOD ARM with SOLID SURFACE ARM CAP



CLEANING AND INFECTION CONTROL

Specifically designed to ease the cleaning and disinfection of the sleeper and the floor underneath them - in the first opening stage, open access is provided to the floor underneath so it can be cleaned without having to move the sleeper. Upholstery covers can be made removable, and individual components are automatically removable, to enable thorough cleaning and disinfection.

JORDAN | LOUNGE SLEEPERS OPTIONS & INSTRUCTIONS



REMOVABLE & REPLACEABLE UPHOLSTERY & COMPONENTS

Seat, back and ottoman upholstery covers can be specified as removable, so they can be removed for cleaning, or replacement. The mechanism, casters, front kickplate, arm panels and caps - as well as seat, back and ottoman cushions - are field-replaceable if damaged or degraded - so the life of this product can be extended indefinitely, and made to look good as new.

COMBINATION UPHOLSTERY OPTIONS

When combination upholstery is specified with fabric of the same grade or COM, an upcharge for dual fabrics is **\$32 list** per unit and **\$61 list** per unit for three fabrics will be applied. When graded in combination upholstery is selected, use the highest grade upholstery selected or to obtain a quote for blended grading contact Customer Service (please provide the fabrics specified and location of where each fabric is to be applied on the product).

MOISTURE BARRIER & CAL 133

California Technical Bulletin 133 is a flammability test for seating. Krug offers a compliance method, in combination with non-flammable upholstery covers, may enable products to meet certification requirements for this test. This process at the same time also provides the products with a Moisture Barrier - a treatment that helps to prevent the passage of liquids and moisture to inside of the upholstered components - thereby conferring sanitary and anti-infection benefits. So when CAL 133 is specified, the product also automatically has a Moisture Barrier, and when a Moisture Barrier is specified, the product also features the compliance method and low flammability features of CAL 133. The application of this up-charge and the compliance method does not mean that the specific configuration of product and upholstery cover are tested and officially certified as being CAL133 compliant. If the official certification is required, Krug will provide this (through an independent certified testing laboratory) at a charge of \$874 per item, plus the cost of the product to be tested. Lead time for certification testing is typically 4-8 weeks.

CONVERSION FROM CHAIR TO CHAISE TO SLEEPER (TO OPEN SLEEPER)

1. Chaise position - lock the casters and using the hand pull, pull the ottoman out. Lift pull handle up and out to fully extend the ottoman.
2. Sleep position - from chaise position, pull ottoman handle again away from chair to full extension. Lower the back manually forward into position.




CONVERSION FROM SLEEPER TO CHAISE TO CHAIR (TO CLOSE SLEEPER)

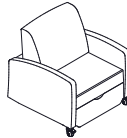
1. Chaise position - Lift the Sleeper back into it's upright position and push (using the ottoman kick plate) inward.
2. Chair position - Lower the ottoman into the tuck away position and continue to push the ottoman inward

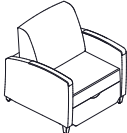


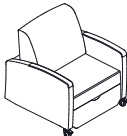
JORDAN | LOUNGE SLEEPERS

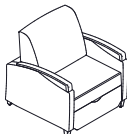
Description	Model	Species	COM		COL 3	COL 4	FABRIC GRADES		LEATHER		
			1	2			5	6	7	8	9
	One-Seat, upholstered arms and wood legs										
	JOR7-SL1UPH2	Beech	4267	4499	4734	5061	5435	5761	6135	6603	7071
		Maple	4289	4522	4756	5082	5455	5785	6159	6626	7092

ORDERING NOTE: Jordan Lounge Sleepers are available with Grey Urethane Legs, to order change the “2” to a “3”.

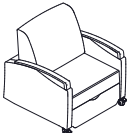
	One-Seat, upholstered arms and casters										
	JOR7-SL1UPH1	n/a	4329	4562	4797	5126	5499	5824	6200	6667	7134

	One-Seat, upholstered arms with urethane cap and wood legs										
	JOR7-SL1UUR2	Beech	4360	4592	4827	5154	5529	5854	6228	6696	7165
		Maple	4382	4615	4850	5175	5549	5878	6252	6720	7186

	One-Seat, upholstered arms with urethane cap and casters										
	JOR7-SL1UUR1	n/a	4422	4655	4890	5219	5593	5917	6293	6760	7228

	One-Seat, Full Urethane Arm, and wood legs										
	JOR7-SL1FUR2	Beech	4408	4639	4873	5200	5575	5901	6274	6743	7212
		Maple	4437	4670	4904	5232	5605	5933	6308	6773	7243

ORDERING NOTE: Jordan Lounge Sleepers are available with Grey Urethane Legs, to order change the “2” to a “3”.

	One-Seat, Full Urethane Arm, with casters										
	JOR7-SL1FUR1	n/a	4469	4704	4939	5266	5639	5966	6340	6808	7276

Jordan Lounge Sleepers Option Upcharges**\$ List****\$ List**

Moisture Barrier (per yard)	61
One-Seat Lounge Sleepers - Removable Seat Covers	196
One-Seat Lounge Sleepers - Removable Back Covers	189
One-Seat Lounge Sleepers - Removable Ottoman Covers	181
Combination Upholstery - Dual Fabrics	32
Combination Upholstery - Three Fabrics	61


Solid Surface Arm Cap (per pair) - Gr A White	493
Solid Surface Arm Cap (per pair) - Gr A Color	502
Solid Surface Arm Cap (per pair) - Gr B	522
Solid Surface Arm Cap (per pair) - Gr C	550

Note: For Solid Surface option replace UPH arm type with “USS” in the model number and add the upcharge above.

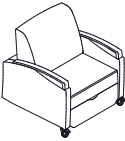
PRODUCT CODE KEY


Line	Series	Chair Type	Size	Arm Type	Base Type
JOR	7	SL	1	UPH	1
Jordan	Motion	Sleeper	One-Seat	Upholstered Arm	Casters
				UUR	2
				Upholstered Arm with Urethane Arm Cap	Wood Legs
				FUR	3
				Full Urethane Arm	Grey Urethane Legs
				USS	
				Upholstered Arm with Solid Surface Arm Cap	

JORDAN | LOUNGE SLEEPERS


Description	Model	Species	COM		COL 3	FABRIC GRADES				LEATHER	
			1	2		4	5	6	7	8	9
	One-Seat, wood arms and wood legs										
	JOR7-SL1WOD2	Beech	4507	4740	4972	5301	5676	6000	6374	6843	7314
		Maple	4537	4770	5006	5332	5706	6033	6408	6875	7343

ORDERING NOTE: Jordan Lounge Sleepers are available with Grey Urethane Legs, to order change the “2” to a “3”.

	One-Seat, wood arms and casters										
	JOR7-SL1WOD1	Beech	4568	4803	5038	5366	5741	6067	6441	6910	7375
		Maple	4588	4822	5056	5386	5759	6085	6459	6925	7394

	One-Seat, wood arms with urethane cap and wood legs										
	JOR7-SL1URE2	Beech	4687	4922	5155	5482	5855	6184	6558	7023	7493
		Maple	4723	4958	5191	5517	5891	6220	6595	7061	7530

ORDERING NOTE: Jordan Lounge Sleepers are available with Grey Urethane Legs, to order change the “2” to a “3”.


	One-Seat, wood arms with urethane cap and casters										
	JOR7-SL1URE1	Beech	4751	4984	5219	5546	5919	6246	6622	7088	7557
		Maple	4772	5008	5241	5569	5944	6270	6645	7111	7578

Jordan Lounge Sleepers Option Upcharges			\$ List		\$ List
Moisture Barrier (per yard)			61	Solid Surface Arm Cap (per pair) - Gr A White	493
One-Seat Lounge Sleepers - Removable Seat Covers			196	Solid Surface Arm Cap (per pair) - Gr A Color	502
One-Seat Lounge Sleepers - Removeable Back Covers			189	Solid Surface Arm Cap (per pair) - Gr B	522
One-Seat Lounge Sleepers - Removable Ottoman Covers			181	Solid Surface Arm Cap (per pair) - Gr C	550
Combination Upholstery - Dual Fabrics			32	Note: For Solid Surface option replace WOD arm type with “SSC” in the model number and add the upcharge above.	
Combination Upholstery - Three Fabrics			61		


PRODUCT CODE KEY


Line	Series	Chair Type	Size	Arm Type	Base Type
JOR	7	SL	1	WOD	1
Jordan	Motion	Sleeper	One-Seat	Wood Arm	Casters
				URE	2
				Wood Arm with Urethane Arm Cap	Wood Legs
				SSC	3
				Wood Arm with Solid Surface Arm Cap	Grey Urethane Legs

JORDAN | LOUNGE SLEEPERS

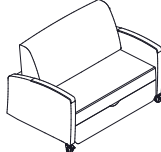
Description	Model	Species	COM		COL	4	FABRIC GRADES		LEATHER		
			1	2			3	5	6	7	8
	Two-Seat, upholstered arms and wood legs										
	JOR7-SL2UPH2	Beech	5345	5633	5919	6324	6785	7188	7649	8223	8799
		Maple	5369	5658	5946	6347	6809	7212	7673	8249	8824


ORDERING NOTE: Jordan Lounge Sleepers are available with Grey Urethane Legs, to order change the “2” to a “3”.

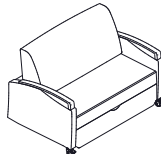
	Two-Seat, upholstered arms and casters										
	JOR7-SL2UPH1	n/a	5411	5696	5986	6389	6848	7251	7712	8286	8864

	Two-Seat, upholstered arms urethane cap and wood legs										
	JOR7-SL2UUR2	Beech	5499	5726	6013	6417	6878	7281	7742	8317	8892
		Maple	5463	5751	6039	6440	6902	7305	7766	8343	8917

ORDERING NOTE: Jordan Lounge Sleepers are available with Grey Urethane Legs, to order change the “2” to a “3”.

	Two-Seat, upholstered arms with urethane cap and casters										
	JOR7-SL2UUR1	n/a	5505	5789	6079	6482	6941	7344	7805	8380	8957

	Two-Seat, Full Urethane Arm, and wood legs										
	JOR7-SL2FUR2	Beech	5486	5773	6060	6464	6924	7330	7789	8364	8939
		Maple	5516	5803	6091	6496	6956	7360	7819	8394	8969


	Two-Seat, Full Urethane Arm, and casters										
	JOR7-SL2FUR1	n/a	5551	5838	6126	6529	6989	7392	7855	8426	9004

Jordan Lounge Sleepers Option Upcharges			\$ List		\$ List	
Moisture Barrier (per yard)			61		Solid Surface Arm Cap (per pair) - Gr A White	493
Two-Seat Lounge Sleepers - Removable Seat Covers			303		Solid Surface Arm Cap (per pair) - Gr A Color	502
Two-Seat Lounge Sleepers - Removeable Back Covers			274		Solid Surface Arm Cap (per pair) - Gr B	522
Two-Seat Lounge Sleepers - Removable Ottoman Covers			281		Solid Surface Arm Cap (per pair) - Gr C	550
Combination Upholstery - Dual Fabrics			32			
Combination Upholstery - Three Fabrics			61			
PRODUCT CODE KEY						

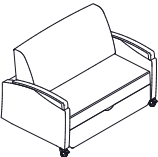
Note: For Solid Surface option replace UPH arm type with “USS” in the model number and add the upcharge above.


Line	Series	Chair Type	Size	Arm Type	Base Type
JOR	7	SL	2	UPH	1
Jordan	Motion	Sleeper	Two-Seat	Upholstered Arm	Casters
				UUR	2
				Upholstered Arm with Urethane Arm Cap	Wood Legs
				FUR	3
				Full Urethane Arm	Grey Urethane Legs
				USS	
				Upholstered Arm with Solid Surface Arm Cap	

JORDAN | LOUNGE SLEEPERS

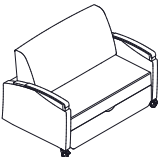
Description	Model	Species	COM		COL	FABRIC GRADES			LEATHER		
			1	2	3	4	5	6	7	8	9
	Two-Seat, wood arms and wood legs										
	JOR7-SL2WOD2	Beech	5587	5874	6161	6564	7024	7428	7889	8464	9039
		Maple	5616	5904	6192	6596	7056	7460	7918	8494	9068

ORDERING NOTE: Jordan Lounge Sleepers are available with Grey Urethane Legs, to order change the “2” to a “3”.

	Two-Seat, wood arms and casters										
	JOR7-SL2WOD1	Beech	5651	5937	6226	6629	7088	7491	7950	8527	9105
		Maple	5671	5957	6244	6648	7108	7509	7970	8545	9122

	Two-Seat, wood arms with urethane cap and wood legs										
	JOR7-SL2URE2	Beech	5766	6056	6342	6744	7207	7608	8069	8643	9222
		Maple	5801	6090	6378	6783	7243	7646	8106	8682	9257

ORDERING NOTE: Jordan Lounge Sleepers are available with Grey Urethane Legs, to order change the “2” to a “3”.

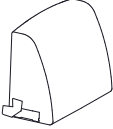
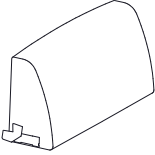
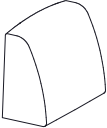
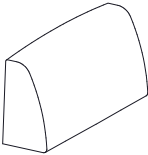
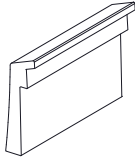
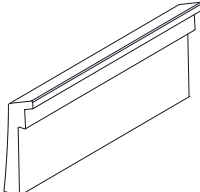
	Two-Seat, wood arms with urethane cap and casters										
	JOR7-SL2URE1	Beech	5831	6117	6405	6809	7269	7673	8134	8709	9285
		Maple	5852	6139	6428	6832	7291	7693	8154	8729	9306

Jordan Lounge Sleepers Option Upcharges			\$ List		\$ List
Moisture Barrier (per yard)			61	Solid Surface Arm Cap (per pair) - Gr A White	493
Two-Seat Lounge Sleepers - Removable Seat Covers			303	Solid Surface Arm Cap (per pair) - Gr A Color	502
Two-Seat Lounge Sleepers - Removeable Back Covers			274	Solid Surface Arm Cap (per pair) - Gr B	522
Two-Seat Lounge Sleepers - Removable Ottoman Covers			281	Solid Surface Arm Cap (per pair) - Gr C	550
Combination Upholstery - Dual Fabrics			32	Note: For Solid Surface option replace WOD arm type with “SSC” in the model number and add the upcharge above.	
Combination Upholstery - Three Fabrics			61		

PRODUCT CODE KEY

Line	Series	Chair Type	Size	Arm Type	Base Type
JOR	7	SL	2	WOD	1
Jordan	Motion	Sleeper	Two-Seat	Wood Arm	Casters
				URE	2
				Wood Arm with Urethane Arm Cap	Wood Legs
				SSC	3
				Wood Arm with Solid Surface Arm Cap	Grey Urethane Legs

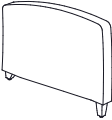
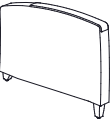
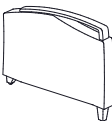
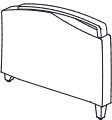
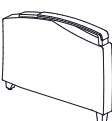

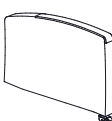
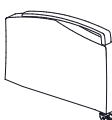
JORDAN | LOUNGE SLEEPERS REPLACEMENT COMPONENTS

Description	Model	COM		COL	FABRIC GRADES				LEATHER		Yardage	Weight	Cubes
		1	2		4	5	6	7	8	9			
	One-Seat Back												
	JOR7-SL1RB	677	727	778	850	932	1004	1085	1186	1291	1.6	18	5.6
	Two-Seat Back												
	JOR7-SL2RB	915	985	1057	1155	1268	1366	1480	1618	1758	2.2	30.1	9.3
	One-Seat Back Cover												
	JOR7-SL1RBC	233	285	336	407	489	561	641	744	847	1.6	2.6	1
	Two-Seat Back Cover												
	JOR7-SL2RBC	407	474	546	644	758	783	969	1110	1250	2.2	3.5	1
	One-Seat Outback												
	JOR7-SL1R0B	328	349	372	404	439	470	507	553	597	.7	8	2.5
	Two-Seat Outback												
	JOR7-SL2R0B	432	455	477	508	542	574	610	656	699	.7	14	4

JORDAN | LOUNGE SLEEPERS REPLACEMENT COMPONENTS

Description	Model	COM		COL	FABRIC GRADES			LEATHER			Yardage	Weight	Cubes
		1	2		4	5	6	7	8	9			
	One-Seat Seat JOR7-SL1RS	593	640	687	749	827	890	966	1057	1149	1.4	18.5	4.1
	Two-Seat Seat JOR7-SL2RS	915	985	1057	1155	1268	1366	1480	1618	1758	1.8	31.4	6.8
	One-Seat Seat Cover JOR7-SL1RSC	222	267	316	380	455	518	592	686	778	1.4	2.7	1
	Two-Seat Seat Cover JOR7-SL2RSC	289	349	408	490	585	668	765	880	999	1.8	3.6	1
	One-Seat Ottoman JOR7-SL1RO	352	385	415	462	506	557	607	672	735	1	9.6	3
	Two-Seat Ottoman JOR7-SL2RO	536	591	644	721	808	885	970	1081	1187	1.7	17	5.3
	One-Seat Ottoman Cover JOR7-SL1ROC	182	216	247	291	342	387	437	502	567	1	2.4	1
	Two-Seat Ottoman Cover JOR7-SL2ROC	270	324	380	457	541	618	705	813	921	1.7	3.4	1

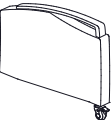
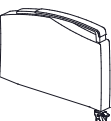

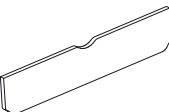



JORDAN | LOUNGE SLEEPERS REPLACEMENT COMPONENTS

Description	Model	Species	COM		COL	FABRIC GRADES			LEATHER			Yardage	Weight	Cubes
			1	2	3	4	5	6	7	8	9			
	Upholstered Arm with legs													
	JOR7-SLRUPH2	Beech	673	767	859	987	1137	1267	1413	1598	1783	2.9	32.8	4.9
		Maple	678	770	863	993	1140	1270	1417	1603	1790			
	Upholstered Arm with Urethane Cap with legs													
	JOR7-SLRUUR2	Beech	766	861	953	1080	1230	1360	1506	1691	1877	2.9	32.8	4.9
		Maple	771	864	956	1086	1233	1363	1510	1696	1883			
	Full Urethane Arm, with legs													
	JOR7-SLRFUR2	Beech	825	916	1011	1140	1287	1417	1565	1750	1937	2.9	32.8	4.9
		Maple	829	921	1014	1144	1292	1422	1568	1754	1940			
	Wood Arm with legs													
	JOR7-SLRWOD2	Beech	848	941	1036	1165	1312	1441	1589	1774	1961	2.9	32.8	4.9
		Maple	862	955	1046	1178	1324	1456	1603	1789	1974			
	Wood Arm with Urethane Cap with legs													
	JOR7-SLRLURE2	Beech	943	1037	1129	1257	1408	1537	1685	1869	2058	2.9	32.8	4.9
		Maple	956	1046	1141	1270	1417	1547	1695	1882	2066			
ORDERING NOTE: Jordan Lounge Sleepers are available with Grey Urethane Legs, to order change the “2” to a “3”.														
	Upholstered Arm with casters													
	JOR7-SLRUPH1		686	778	871	1002	1148	1279	1426	1611	1797	2.9	33.4	4.9
	Upholstered Arm with Urethane Cap with casters													
	JOR7-SLRUUR1		780	871	964	1096	1242	1373	1520	1705	1891	2.9	33.4	4.9
	Full Urethane Arm, with casters													
	JOR7-SLRFUR1		844	938	1032	1159	1308	1438	1585	1770	1958	2.9	33.4	4.9

ORDERING NOTES:

Please note when ordering Jordan Sleeper replacement arms, you must specify either a right or left arm.

JORDAN | LOUNGE SLEEPERS REPLACEMENT PARTS

Description	Model	Species	COM		COL	FABRIC GRADES				LEATHER			Yardage	Weight	Cubes
			1	2	3	4	5	6	7	8	9				
	Wood Arm with casters														
	JOR7-SLRWOD1	Beech	859	952	1043	1173	1321	1454	1599	1783	1971	2.9	33.4	4.9	
		Maple	866	959	1054	1181	1328	1460	1608	1792	1979				
	Wood Arm with Urethane Cap with casters														
	JOR7-SLRURE1	Beech	964	1057	1149	1279	1426	1557	1704	1890	2074	2.9	33.4	4.9	
		Maple	970	1064	1156	1285	1434	1564	1712	1896	2084				
	One-Seat Kickplate														
	JOR7-SL1RUP		202	216	228	246	265	284	304	329	355	.4	4.1	0.6	
	Two-Seat Kickplate														
	JOR7-SL2RUP		259	271	285	303	322	341	362	387	413	.4	7.7	1.1	
Description	Model		Price										Weight	Cubes	
	Locking Rubber Wheel Caster														
	JOR7-SLRCAS		67										3.4	0.2	
	Urethane Arm Cap														
	JOR7-SLRURE		115										3.7	0.3	
	Full Urethane Arm														
	JOR7-SRRFUR		174										12	1	

LEED CI CREDITS



PRE-CONSUMER
 RECYCLED CONTENT = 71.25%

POST-CONSUMER
 RECYCLED CONTENT = 6.9%

CONTRIBUTES TO

CREDIT 2.1 - 2.2	Construction Waste Management	1-2 point(s)
CREDIT 3.3	Resource Reuse	1 point
CREDIT 4.1	Recycled Content	1 point
CREDIT 4.2	Recycled Content	1 point
CREDIT 4.5	Low Emitting Materials, Systems & Seating	1 point
CREDIT 5.1	Regional Materials*	1 point
CREDIT 7	Certified Wood (MUST BE REQUESTED)	1 point(s)

*This credit is only applicable if in total 20% of the combined value of the procurement of construction materials and in the furniture are manufactured within a radius of 500 miles. This credit will apply if the installation of the finished product occurs within 500 miles of Kitchener, Ontario.

level® CERTIFICATION, AIR EMISSIONS AND FSC® CERTIFICATION



level® CERTIFICATION

BIFMA's e3 Furniture Sustainability Standard is a voluntary, multi-attribute standard that measures the degree of sustainability of furniture. This standard evaluates product and company environmental attributes and compliance systems in a wide range of elements which include Materials, Energy & Atmosphere, Human & Ecosystem Health and Social Responsibility. Jordan products have earned level®, BIFMA's sustainability certification program for furniture, certification through third-party verification against the e3 standard.

AIR-EMISSIONS

All Jordan products are supplied with air-emissions certified. Contact customer service for information.



FSC®

In 2005, Krug received Forest Stewardship Council® (FSC®) Chain-of-Custody certification for our manufacturing facilities. The FSC® Chain-of-Custody tracks certified wood from seedling to final sale. It verifies that the material for our FSC® certified products only come from well-managed, FSC®-certified forests and other controlled sources. FSC® is dedicated to the promotion of responsible forest management worldwide helping to take care of forests for future generations. Jordan and other Krug products can be specified with FSC® Certification. Contact customer service for further information, pricing and lead times.



Architects, designers, and building professionals can specify FSC®-certified products in order to achieve a point from the U.S. Green Building Council's Leadership in Energy and Environmental Design (LEED) Rating System.

JORDAN | TABLES FEATURES

WOOD SPECIES

Solid Beech & Maple frames, and edges.
Veneer tops.

STANDARD FINISHES

For a complete list of standard wood finishes, please see [page 93](#). Jordan tables are available in 22 standard finishes.

LAMINATE AND POLYMER EDGE

Jordan tables are available in laminates with wood or laminates with Polymer edge.
See [page 93](#) for laminate information.
Please specify species, Beech or Maple, for the base frame under the laminate top.

ORDERING NOTES:

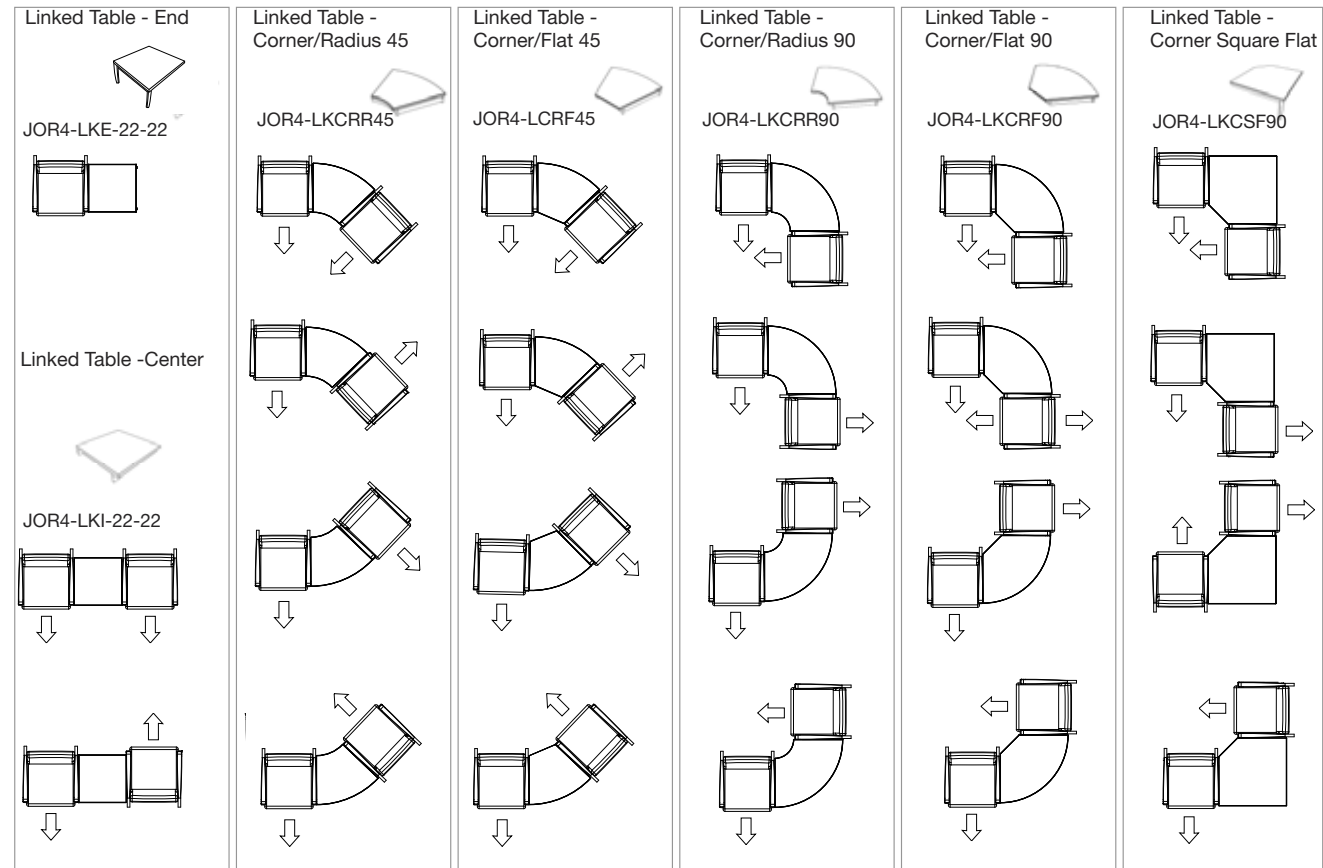
Linking tables can be ordered in conjunction with any of the Krug Multiple Seating. Linking tables are connected to the Multiple Seating via U-Shaped brackets.

The design of the tables for Jordan Multiple Seating allows for any table to be very easily added or moved to a new position within the configuration - or completely replaced - after the product has been first installed. The attachment of the tables is designed so that they can be readily be taken out of the configuration without any defacing of the adjoining seat frames.

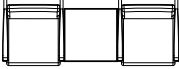
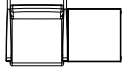
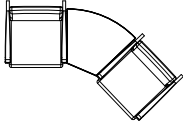
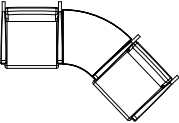
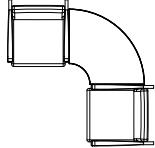
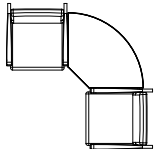
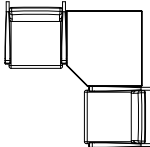
Linking Tables also feature a universal, non-handed design:
They can be moved to reverse position in almost any configuration, providing a high level of flexibility for reconfiguring.

Please note Jordan Plastic Laminate Linking Tables are not available on *KrugExpress*. Please specify species, Beech or Maple, for the base frame under the laminate top.
Wood Tops with Wood Edges are available on *KrugExpress* but with a minimum order requirement of 5 tables per order.

A drawing showing the configuration of the multiple seating and tables is required with each purchase order.



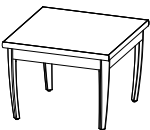

JORDAN | LINKING & FREESTANDING TABLES

DESCRIPTION/MODEL	Beech	Maple	Laminate with Wood Edge	Laminate with Polymer Edge	W	D	Weight	Cubes
 Center Square Table JOR4-LKI-22-22	621	687	704	513	22	22	18	1.5
 End Square Table JOR4-LKE-22-22	824	908	933	712	22	22	20	1.5
 Curvilinear Connector Table 45° with flat edge JOR4-LKCRF45	712	784	824	621	27.5	27.5	21	2.2
 Curvilinear Connector Table 45° JOR4-LKCRR45	712	784	824	621	27.5	27.5	21	2.2
 Curvilinear Connector Table 90° JOR4-LKCRR90	784	870	896	696	30.5	30.5	27	2.2
 Curvilinear Connector Table 90° with flat edge JOR4-LKCRF90	748	832	859	639	30.5	29	29	2.2
 Rectilinear Corner Connector Table 90° JOR4-LKCSF90	1006	1087	1135	878	30.5	30.5	32	2.2

ORDERING NOTES: Linking tables can be ordered in conjunction with any of the Jordan Multiple Seating. Linking tables are connected to the Multiple Seating via U-Shaped brackets.

A drawing showing the configuration of the multiple seating and tables is required with each purchase order.

Rectilinear Corner Connector table 90° include a support leg in the outer corner. When specifying Linking Tables please ensure that each unit has legs on either side of the table. Please note Jordan Plastic Laminate Linking Tables are not available on *KrugExpress*. Please specify species, Beech or Maple, for the base frame under the laminate top. Wood Tops with Wood Edges are available on *KrugExpress* but with a minimum order requirement of 5 tables per order.

DESCRIPTION/MODEL	Beech	Maple	Laminate with Wood Edge	Laminate with Polymer Edge	W	D	H	Weight	Cubes
 Square Tables JOR4-22-22-16 JOR4-42-22-16 JOR4-22-22-21	960 1244 987	1054 1371 1080	1056 1366 1085	893 1156 916	22 42 22	22 22 22	16 16 21	26 46 28	5 9 7
 Circular Tables JOR4-18D-16 JOR4-24D-16 JOR4-36D-16 JOR4-18D-21 JOR4-24D-21	1150 1224 1625 1180 1260	1270 1335 1791 1296 1371	1267 1348 1790 1295 1387	1069 1138 1512 1098 1172	18 Diameter 24 Diameter 36 Diameter 18 Diameter 24 Diameter	- - - - -	16 16 16 21 21	20 32 43 22 35	3 5 12 4 7

GENERAL INFORMATION

Terms and Conditions

Net 30 days on approved credit. A late payment charge of 1% per month will be applied on overdue invoices. This charge will be pro-rated to the number of days past 30 days that the invoice is overdue. All applicable sales taxes are extra. Distribution of this price list does not in itself constitute an offer to sell. Orders can be received only from authorized Krug dealers. Acceptance of any order and terms of sale may be established at the discretion of Krug. Deposits are required on orders received from new accounts as well as on large or special orders. Krug reserves the right to discontinue designs, or to change designs, construction, prices, or materials without notice.

Contact Information

Phone: 1.888.578.KRUG (5784) | Fax: 1.519.748.5177

Purchase Order Fax: 1.888.236.4783

Purchase Order E-mail: orders@krug.ca

Web: www.krug.ca E-mail: solutions@krug.ca

Customer Service Hours

Please note customer service hours are:

8:30 am to 5:00 pm est

Customer Satisfaction

It is the primary goal of Krug and our staff to ensure the complete satisfaction of our customers with our products and performance. If a problem arises with a Krug product after the expiration of the limited warranty period, Krug will exercise its best efforts to achieve the satisfaction of the customer in a manner that is fair to all concerned.

Order Acknowledgments

Each order will be acknowledged via e-mail or fax. This acknowledgment is the final agreement between Krug and the customer, superseding all previous communications regarding the purchase order. Where there is a discrepancy on a purchase order between a product code and a description, Krug will make every effort to resolve the discrepancy, but will be ruled by the product code ordered. Please check all acknowledgments for accuracy, and advise Krug of any discrepancies with a purchase order.

Order Cancellation

Krug reserves the right to not accept or allow cancellation of orders. All products are manufactured on a custom-made, make-to-order basis, and the purchasing, engineering and production of orders begins shortly after order placement - and the customer purchase order is a contract that authorizes Krug to manufacture the products. Acceptance of order cancellation (or partial cancellation) is solely at the discretion of Krug, and is dependent on the extent to which engineering, purchasing and manufacturing has been initiated by the time cancellation is requested. No order cancellations (partial or otherwise) are allowable more than 4 weeks from date of order placement (as order production is unable to be terminated by that point), and full payment of the acknowledged order value is required for any orders cancelled after 4 weeks. Cancellations may be allowable in less than 4 weeks after order placement, depending on the extent to which manufacturing has been initiated. An acceptance of order cancellation requires that the purchaser agrees to make payment for all costs incurred to the point of acceptance of cancellation. Cancellation charges include all costs for purchase of dedicated material and components, engineering costs for non-standard products, and all costs for manufacturing completed to that point, as well as a \$367 net charge for processing of the original order and for processing of cancellation invoicing.

Pricing

Krug endeavors to ensure that all prices in this price list reflect accurately our current prices. However, errors do occur and will be rectified through notices to the field. Krug reserves the right to acknowledge pricing that may be different from the price list.

Storage Charges

Krug reserves the right to assess a nominal storage charge if a customer does not accept shipment of an order within a week of the ship date.

Warranty

Krug warrants the construction and the finish of all our products to be free from defects in materials and workmanship for the lifetime of their use. This warranty is applicable to products in use by their original purchaser. This warranty does not apply to components not manufactured by Krug including textiles, which are subject to the specific warranties of those manufacturers, if any. Textiles (fabric, leather, vinyl, or any other covering material) suppliers do not guarantee their products for durability and color fastness, and nor does Krug. Casters, mechanical and electrical components have a warranty of five years from the date of purchase. The Krug warranty does not apply to COM-specified materials, damage caused by a carrier other than Krug, or variation in wood finishes due to natural wood color variation. Krug cannot be held responsible for variations in fabric dye lots from order to order. All fabric is carefully inspected when it is received, but a degree of variation in color should be expected. Repairs or replacement of any defect covered under this warranty by Krug will be made, at our option and method, at no charge to the original purchaser during the warranty period. Krug's judgement is final and binding with respect to the nature or cause of defects or damage, and the necessity or manner of repair or replacement.

This warranty does not apply to defects or damage resulting from:

- normal wear and tear occurring with the use of the product
- negligence, misuse, excessive use, alteration, improper cleaning or repair
- substitution or use of incorrect or unauthorized components or material
- handling or installation that is incorrect, or that causes damage or defect
- damage incurred by a freight carrier other than Krug
- wearing of finishes and fabrics, and normal variations in materials (including dye lot variations)
- properties of natural materials, including wood and leather
- exposure to environments with uncontrolled temperature and humidity (products must be transported, stored and used in climate-controlled conditions)

Note, specific warranties for components and materials not manufactured by Krug:

Jordan Sleepers Heavy-Duty Mechanism, made with heavy gauge steel and minimal moving parts - is backed by a 5-year warranty on the mechanism itself, in addition to the lifetime warranty on the rest of the product. If it does become damaged or degraded, the mechanism can be field-replaced.

Juno and Trevisa Overbed Tables have a 2-year warranty.

Blanket Wrapping

Krug will blanket wrap larger seating orders at customer's request. Please indicate on your purchase order and contact Customer Service.

Export Packaging

Krug is pleased to provide the option for export packaging on all our products, to provide additional protection from damage. For shipments overseas, a quote for export packaging can be provided, based on the products to be ordered and the delivery destination - please contact Customer Service or Bids & Specification Support for more information and a quotation. KRUG is not responsible for shipment damage occurring on overseas shipments

Export Packaging is STRONGLY RECOMMENDED for:

- (A) all shipments outside of the lower 48 states and Canada.
- (B) all shipments that will be held in storage for an extended period prior to installation.

Important: Please note that Krug will not be responsible for damage claims on product shipped or stored in the above conditions but where export packaging has not been utilized.

Dimensions

Dimensions are in inches and approximate, and subject to change without notice. Contact Customer Service if dimensions are critical.

GENERAL INFORMATION

Freight Terms and Conditions

1. All product is shipped FOB the Krug factory. Freight is either pre-paid to the destination or not pre-paid, depending on established customer specific freight terms.

2. Docks at the selected delivery location must be equipped to handle a 53' trailer. If a dock is inadequate for delivery by Krug, Krug will re-deliver to another local location and any additional costs will be charged to the customer.

3. For all deliveries, it is understood that Krug or its agent is making a dock delivery only (equipped to handle a 53' trailer), and any further work of truck unloading, delivery beyond the dock, installation, and removal of packaging is not authorized or paid for by Krug.

4. Drop shipments to the installation site, and timed deliveries, are available on larger shipments (full truckloads or slightly less) at no additional charge. Drop shipments or timed deliveries for smaller shipments may not be available, or if available will require a surcharge. Deliveries on an after hours basis, or on weekends, or any other special requirements, may be subject to a surcharge. Location and contact information, and the requested time of delivery, is required at least one week prior to the acknowledged shipment date. If this information is not provided one week in advance, or if the location or time of the drop shipment is changed less than one week in advance, a surcharge may be applied, and/or the drop shipment may not be scheduled. For deliveries requested Monday to Thursday after 5:00 pm, please apply a surcharge of \$262/shipment. For deliveries requested Monday to Friday before 7:00 am, please apply a surcharge of \$262/shipment. For deliveries requested Friday (after 3:00 pm) or weekends, please apply a surcharge of \$525/shipment. (local times).

5. For all deliveries - whether to the Customer location or drop shipment - any circumstances that result in the delay of our carrier (including unsuitable receiving facilities, or facilities not open or available), service charges will be applied at the rate of \$78/hour. Where re-delivery is necessary because of these circumstances, the full cost of re-delivery will be charged. If Less Than Truck Load is delivering, one hour is allocated to unload. Any additional time required to unload after the first hour is \$78/hour. If a Truck Load is delivering the order, three hours is allocated to unload. Any additional time required to unload is \$78/hour. Direct deliveries to site for large orders are possible, (must exceed \$60,000 net), and accommodate 48 - 53' trailers. Krug is responsible for delivery to the approved delivery address. If an address change is required, this must be authorized by Krug 5 business days prior to ship date. Any additional delivery costs incurred after this time will be charged to the customer.

Product Strength and Durability Testing

All Krug products have been thoroughly tested, and exceed the testing requirements of ANSI/BIFMA seating standard. Specific test results and documentation are available on request.



Installation Support

For assistance please contact Technical Support at 1-888-578-5784 x216 or e-mail installationhelp@krug.ca and you will be directed to the appropriate installation support person.

Damaged Shipments

All Krug product is well engineered, carefully inspected, and expertly loaded onto our trucks at our Distribution Center. If you receive any damaged freight, we ask that you do not refuse the shipment. Krug is not responsible for damage to goods that occurs in transit or

storage. It is the purchaser and/or receiver's responsibility to examine the goods upon receipt and to notify Krug of any damages, overages or shortages. Any discrepancies should be noted on the Bill of Lading. The delivering carrier will not accept responsibility for shortages or damages if signed "clear". Notification of concealed damage claims must be made to Krug Distribution within 5 days of delivery, along with digital pictures if available. All product and packaging must be available for inspection. Krug liability ceases after 5 business days and Krug will not be responsible for concealed damages if shipments are left unopened. Krug is not responsible for the condition of product that is stored or installed in an environment where temperature and humidity are not controlled.

Field Product Report Authorization

Krug's written authorization, in the form of an FPR number, must be obtained prior to incurring charges of any kind if Krug is expected to pay these charges. This includes authorization for returns, field repairs and replacements, post field repairs, installation and delivery charges. Krug reserves the right to have its representative inspect product related to any request for such authorizations, prior to that authorization being provided. Deductions from invoices paid for any charges to Krug, without prior written authorization in the form of an FPR, will not be accepted. Digital photographs may be required to complete the FPR process.

Returns

No merchandise may be returned without Krug's prior written consent. In the event of an authorized return, a Field Product Report (FPR) number will be issued, and a restocking charge will apply. Return transportation charges must be prepaid. Unauthorized returns will not be accepted and will be returned freight collect. All merchandise being returned must be properly packaged in its original or comparable replacement packaging to ensure protection of the product during handling and transportation. Returns on orders duplicated by the customer must be received in their original packaging to be accepted. Product being returned where Krug has authorized its liability for replacement or repair will be thoroughly inspected on its return, and the results compared to the reason for the return stated on the FPR. Any discrepancies, such as additional damage, signs of usage, missing parts, etc., will result in an adjustment to the amount of credit issued.

Custom Capabilities

Over 15% of our orders involve some type of custom work, and we invite our customers to make use of our extensive capabilities.

These include:

- 1) Dimensional customization of standard size products
- 2) Custom finishes
- 3) For larger orders, completely custom-designed products, as well as non-standard wood species can be specified.

Custom orders may require additional production lead times. Contact Engineering at the e-mail address engquotes@krug.ca.

Care and Maintenance Leather

Leather is a natural product and requires very little care during use. Most stains can be removed with a clean dry cloth. For stubborn spots and stains, use a mild non-detergent cleaner, rinse well and let air dry naturally. Do not use saddle soap, cleaning solvents, furniture polish, oils, varnish, abrasive cleaners, soaps or ammonia waters.

Fabric Upholstery

Professional upholstery cleaning is recommended.

Flammability Standards for Krug Textiles - Upholstery Program


- Passes State of California Technical Bulletin CAL 117-2013

KRUG TEXTILES - UPHOLSTERY FABRICS

Krug Textiles - Stocked Fabric Program

Grade 1

ARLO



308 MIDNIGHT



306 PETROL



908 CHARCOAL



93 SEAL



601 PEARL



84 NUTMEG



62 OATMEAL



90 LIMESTONE

FRANKLIN




47 CAMEL



3009 MIDNIGHT



67 FAWN



97 CINDER



94 METAL



909 BLACK



9004 CHARCOAL




308 PETROL



108 ORCHID

COMRADE



309 MIDNIGHT



84 TEAK




63 LINEN



24 ALPINE



905 IRON



601 SNOW



57 MARIGOLD



31 DUCK EGG

FELICITY



601 IVORY



305 SKY



603 TAUPE



93 COAL



405 HENNA



64 PUTTY



62 FAWN



36 BLUEBERRY

Krug Textiles - Stocked Fabric Program

Grade 2

GRADDY



25 CAPER




31 SKY




604 FLAX



901 CHAR



93 GRAY



34 SLATE



84 TEAK



98 NICKLE


YATES




84 BIRCH




44 CLAY



87 TAUPE



25 JUNIPER



305 INDIGO



109 CRANBERRY



803 TOAST



92 ZINC



91 SILVER



908 CHARCOAL

MCCOY



608 TUNDRA



601 CREME



908 CHARCOAL



62 COPPER



108 CORDOVAN



32 ROBIN'S EGG




94 MERCURY



84 BARK

ORIS




908 DOMINO



604 BARK



601 CREAM



306 DELFT




902 ZINC



305 MIDNIGHT



64 PUTTY




205 CHARTREUSE

KRUG TEXTILES - UPHOLSTERY FABRICS


Krug Textiles - Stocked Fabric Program

Grade 3


MORITZ



205 SPEARMINT



61 OYSTER




306 CADET



104 MULBERRY



31 AEGEAN



9008 CHARCOAL



82 CLAY



304 CAPRI

LORENZO



306 INDIGO



24 ALPINE




64 LINEN



91 FLANNEL




32 MIST



601 CREAM



106 HENNA



604 STUCCO

BISCOTTI



302 CAPRI



45 SPICE



61 DESERT



91 GRANITE

INTRIGUE



601 OYSTER



27 OLIVE



4003 OCHRE



908 CHARCOAL



3009 MIDNIGHT



805 PECAN



608 STUCCO



605 STRAW

Krug Textiles - Faux Leather Program - Grade 2



Krug Textiles - Leather Program - Grade 8

Please contact Customer Service for specific information on leathers, available colors and lead times.



Krug Textiles - Cut fabric NET price per yard

Grade 1	\$21
Grade 2	\$33
Grade 3	\$44

LATEX FREE

Krug products are made with latex-free materials to prevent the allergic reaction that latex causes in some people.

CUSTOMER'S OWN MATERIAL - C.O.M.

Customer's Own Material (COM/COL)

COM/COL must be received three weeks prior to the acknowledged ship date. Orders with COM/COL not received by the required deadline will be delayed. A description of the upholstery cover, including supplier name, pattern name, upholstery cover name and color number must be included with the purchase order.

COM/COL testing requires 3 business days and samples are to be directed to Customer Service. The customer has the option of providing the sample COM/COL before, at time of order, or once the sample COM/COL is received. If the customer does not send a sample for approval in advance of sending actual material, Krug will not be responsible for the cost of any upholstery cover or other material that it determines to be unsuitable for the product or our process.

When the COM/COL upholstery cover is received at Krug, it must be clearly identified with the upholstery cover name and color, and tagged with name of the Krug customer and purchase order number. Krug will inspect all COM/COL upholstery covers when received to determine if it will be suitable for upholstery. Where Krug feels that the upholstery cover or leather specified will compromise the quality or integrity of our products, customers will be contacted to direct these concerns. Further, Krug reserves the right to refuse to accept and use any COM upholstery covers or leathers that will compromise our products in any way that is unacceptable to Krug. Krug cannot assume responsibility for the durability or tailoring quality of customer's own material.

Yardage specified in this price guide is approximate. In the case of multiple product orders, multiply the number of items by the COM yardage specified to determine upholstery cover required, unless otherwise indicated. Additional yardage may be needed if the material is less than 54" wide, or patterned or striped and requires matching. All COMs are cut "up the roll" unless otherwise stated by the customer. All striped upholstery covers will be applied vertically unless otherwise stated by the customer and after approval by Krug. Krug will not be responsible for directional or positional problems with its application of COM material, unless it has been provided with explicit instructions by the customer. Special instructions should be sent to Krug Customer Service, including a sample (or photocopy) of the upholstery cover. Krug is not responsible for instructions sent with the upholstery cover rolls, or for the method of upholstery if no instructions have been provided.

Price increases and freight charges to COM/COL acquired on the customer's behalf will be passed onto the customer.

Application of Directional Upholstery cover

Some COM upholstery covers will be considered directional by Krug even though they are not considered directional by the supplier. All COMs are automatically cut "up the roll" unless otherwise stated by the customer (please see below).



Standard-Cut
"up the roll"



Non-Standard-Cut
across the roll "railroad"

COM/COL Shipping Procedures

For seating COM/COL upholstery covers, please send upholstery covers to:

Krug Inc.
111 Ahrens Street
Kitchener, Ontario
Canada N2H 4C2
Attention: RECEIVER

COM/COL orders cannot be scheduled into production until the upholstery cover has arrived and inspection is complete.

All packages must be clearly marked
"For Customs Clearance by Willson International Custom Brokers".

According to the North American Free Trade Agreement (NAFTA), goods shipped between the United States and Canada can qualify for exemption from all duties, or for a reduction in duties, if the goods can be proven to originate in either the United States, Canada or Mexico.

Canada Customs requires that a NAFTA Certificate of Origin and a Commercial Invoice be completed and sent with the upholstery cover shipment. The Commercial Invoice must clearly state the description of the upholstery cover, the selling price, the make-up or content, and the purchaser. The absence of these two documents will delay the shipments at the U.S./Canada border, thereby potentially delaying the customer order. If the total value of the shipment is less than \$1200 U.S., Customs will accept a Low Value Statement of Origin in place of the NAFTA Certificate of Origin. The Low Value Statement must be signed by a representative of the exporting company. This statement may either be included on the commercial invoice or attached to the invoice. Krug is happy to answer any questions or concerns about COM/COL shipping procedures and the required documents.

CAL 133 & Moisture Barrier

California Technical Bulletin 133 is a flammability test for seating. Krug offers a compliance method which, in combination with non-flammable upholstery covers, may enable the products to meet certification requirements for this test. This process at the same time also provides the products with a Moisture Barrier - a treatment that helps to prevent the passage of liquids and moisture to inside of upholstered components - thereby conferring sanitary and anti-infection benefits. So when CAL 133 is specified, the product also automatically has a Moisture Barrier, and when a Moisture Barrier is specified, the product also features the compliance method and low flammability features of CAL 133.

The application of this upcharge and the compliance method does not mean that the specific configuration of product and upholstery cover are tested and officially certified as being CAL 133 compliant. If official certification is required, Krug will provide this (through an independent certified testing laboratory) at a charge of \$874 per item, plus the cost of the product to be tested. Lead time for certification testing is typically 4-8 weeks. Krug assumes no responsibility for the testing of our products in combination with upholstery covers, or for the results of any testing conducted. Some specific configurations of product and upholstery have already been tested. Please contact Customer Service for additional information.

C.O.L. Yardage

To calculate C.O.L. yardage required, please use the following conversions based on COM yardage: Leather must be ordered in square footage.

- 17 square feet in a yard
- Approx. 3 yards in a hide
- Approx. 51 square feet in a hide
- Please use grade 3 pricing for COL

Upholstery Cover Yardage Calculation

To calculate yardage required for COM and other non-standard upholstery cover orders, please contact Krug Customer Service at 1.888.578.5784. Unless otherwise stated, upholstery cover rolls are assumed to be a minimum 54" wide. Please use the guide below to calculate the percentage of extra upholstery cover required to cover large repeats. The repeat is calculated by adding both the vertical and horizontal measurements together and then referring to the chart below for extra yardage required.

FABRIC	2"-14"		15"-19"		20"-27"		28"-36"	
	Plain	Repeat	Repeat	Repeat	Repeat	Repeat	Repeat	Repeat
54	0%	10%	15%	20%	25%			
53-50	16%	20%	25%	30%	35%			
48	16%	25%	30%	35%	40%			
45	40%	50%	55%	60%	65%			
36	50%	60%	65%	70%	75%			

GRADED-IN UPHOLSTERY PROGRAMS

Krug has partnered with several textile brands to grade in their offerings, designed to provide a wide range of upholstery selections for our seating products.

Upholstery pricing and availability is subject to change without notice. We grade this upholstery according to the pricing of the fabric suppliers - when their pricing changes, the Krug grade may change.

When placing an order, a Krug customer must specify the complete upholstery number, along with the appropriate Krug model number and finish. Krug will supply the complete product at the prices listed. Orders specifying graded-in upholstery cannot be cancelled once the upholstery has been ordered.

Upholstery Grades

To determine the price of a product for graded-in upholstery, use the reference lists located on Krug's website under - Products - Textiles, to view the upholstery grade (1-9). Krug is not responsible for the discontinuation of this upholstery. Please contact Customer Service for information on upholstery not listed.

When two upholstery selections are specified for use on seating, the higher grade upholstery price will apply to the order.

High Performance upholstery; Polyurethane, Vinyl or Crypton, is particularly suitable for healthcare and other intensive-use environments.

Upholstery Samples

If you require additional samples or memos for presentation, please contact fabric supplier directly.

Flammability Standards

- Tunnel Test Surface Ratings Class A rating
- Class 1 UFAC
- Passes State of California Technical Bulletin 117-Section E

Please contact fabric supplier directly for further flammability information pertaining to specific upholstery.

Special Conditions

Acknowledgments will give the estimated delivery date of the finished product. Some upholstery is imported, and availability may affect estimated delivery time. For large projects, please contact fabric supplier directly for availability of yardage.

KRUGEXPRESS PROGRAM

PROGRAM DETAILS

KrugExpress orders are ready to ship by the date acknowledged. Delivery and shipping schedules may result in actual shipping of orders at a later date. Statutory holidays and scheduled factory vacations may add to acknowledged lead times of *KrugExpress* orders. Unless otherwise specified on the order, the customer's standard method of shipping Krug products will be utilized.

Available factory capacity for *KrugExpress* is filled by orders received on a "first come, first serve" basis. If the normal *KrugExpress* lead time is not available for your order because available capacity has been filled, you will be immediately advised of the earliest available ready-to-ship date. Please consult your Customer Service representative in advance if you wish to confirm the specific lead time availability for a *KrugExpress* order.

Orders must be received by midnight of a given day for that day to be considered the official day the order is received. Order lead times are acknowledged from the date the order is received, but not including the date the order is received.

KrugExpress orders must be "clean" when received in order to be considered officially received on a given day, and lead times will be acknowledged from the date orders are determined to be "clean". Changes to *KrugExpress* orders are not allowed under any circumstances.

Orders for product on *KrugExpress* must clearly state: "*KrugExpress*".

COM and graded-in upholstery is available on Krug Express. Orders are scheduled on Krug Express, and given the best available date, when the upholstery is received at Krug. Some conditions apply.

SEATING PROGRAM

Orders for seating products on the *KrugExpress* program may be subject to quantity maximums. Please contact Krug Customer Service for more information.

Quantity maximums are dependent upon available capacity, in order to insure that we ship all orders on time.

Please note that the CAL 133 option is not available on *KrugExpress*.

JORDAN | FINISHES

WOOD FINISHES

Standard wood finishes are:

Finishes on Beech

- Appalachian Cherry
- American Cherry
- Imperial Cherry
- Light Cherry
- Medium Cherry
- Natural Cherry
- Sable Cherry
- Standard Cherry
- Light Oak
- Harvest Oak
- Mahogany
- Mellow Oak
- Espresso
- Cordovan Walnut
- Natural Walnut
- Regular Walnut
- SilverGrey on Walnut
- Dark Walnut
- Clear Beech
- Medium Anigre

Finishes on Maple

- Clear Maple
- Honey Maple
- Wheat Maple

NATURAL CHARACTERISTICS OF WOOD

Wood is a natural product with inherent color variations that will never be fully mitigated by the finishing process. Please anticipate variation in colors within a single unit, from piece to piece, and from Krug wood finish samples. If a very close match is required, a sample must be provided with the order and an upcharge will apply. Exact color matches are not possible.

Custom Wood Finishes

Add 10% list to your order for special finishes, minimum upcharge is \$525 list per finish per order. (For example, on all orders up to \$5250 list, an upcharge of \$525 will apply, on orders \$5000 and up add 10% list to your order.)

Special finish upcharges on seating products are calculated on a grade 1 value. For orders with special finishes, a sample that is a minimum 3” by 3” must be received with the order. Special finishes may add additional lead time to production schedules. Since wood is a natural product, some variations in grain, color and stain acceptance will occur. In our finishing processes, we try to minimize variations, but some variation between samples and finished goods should be anticipated.

Dual Finishes

Add 10% list per item if specifying dual finish.

Standard Wood Finishes

No upcharge will be applied when specifying a finish available as standard on one species onto maple seating and occasional tables. Clear finishes are not available on other species since they are a clear finish on top of the natural veneer color.

WOOD FINISHES TO MATCH STANDARD LAMINATES

- Willow on Beech
- Copper on Beech
- Shiraz Cherry on Beech
- Park Avenue Walnut on Beech
- Chocolate on Beech
- Nutmeg on Beech
- Portobello on Beech
- Ash on Beech
- Dune on Maple

LAMINATES

Krug’s in-stock Laminates are available in 17 different laminate selections. Please note that 4 of the colors (Gingerbread, Portobello, Ash and Willow) have textured finishes and may not be appropriate for use in patient areas due to infection control concerns. Minimum order quantities and extended lead times may apply for exotic laminate colors, please check with customer service. Polymer Edge will be selected to match the worksurface. Krug’s previous laminate in-stock program will be phased out as in-stock supply depletes. Please contact customer service for availability.

IN-STOCK LAMINATES

Wood Grain Laminates	High Pressure Laminate Supplier	Textured Wood Grain Laminates	High Pressure Laminate Supplier
Champagne	Tafisa T492CR	Gingerbread	Tafisa T556UR
Hardrock Maple	Formica 86992-58	Portobello	Tafisa T557UR
Dune	Tafisa T491CR	Ash	Tafisa T535AT
Copper	Tafisa T521CR	Willow	Tafisa T543AT
Shiraz Cherry	Tafisa T472CR	Solid Laminates	
Park Avenue Walnut	Wilsonart 7984-38	Designer White	Wilsonart D354-60
Chocolate	Tafisa T498CR	Platinum	Tafisa T202CR
Nutmeg	Tafisa T477CR	Earth	Tafisa T767CR
Dark Walnut	Tafisa T469CR	Charcoal	Tafisa T228CR

PHASE OUT LAMINATES








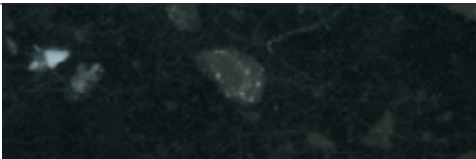
Almond - Black- Shadows - Edgewood Sycamore - Gunstock Walnut

Non-Stocked Laminates

For specific lead time and application questions, please contact Krug Customer Service for your requirement. Upcharges will be applicable for non-stocked laminates, depending on their cost. Non-stock laminates may require a minimum order quantity, please contact customer service. Stocked polymer edges only can be specified for use with non-stocked laminates or tops will be self-edged.

SOLID SURFACE PROGRAM

The Solid Surface option provides an enhanced durability, protection and cleanability. It is available in 8 standard colors and is replaceable if it becomes damaged or degraded. See individual products for list upcharge chart.

GROUP GRADE A - WHITE		
	Glacier White	Cameo White
GROUP GRADE A - COLOR		
	Bisque	Linen
GROUP GRADE B		
	Antarctica	Savannah
GROUP GRADE C		
	Dove	Deep Night Sky

URETHANE COLOR OPTIONS

		
Taupe	Grey	Black



www.fsc.org
FSC® C021699

The mark of responsible forestry



All products are air emissions certified and are available as FSC® certified

krug

solutions@krug.ca | www.krug.ca | 1.888.578.KRUG