

JORDAN
Price and Specification Guide
USA

vizient[™]



JORDAN | TABLE OF CONTENTS

JORDAN | GUEST BACK

- 2 Jordan LEED Credit Summary
- 3 Jordan Features
- 4 Jordan Options
- 5 Jordan Dimensions & COM Requirements
- 6 Jordan Guest Pricing
- 8 Jordan Replacement Components

JORDAN | PATIENT BACK

- 10 Jordan LEED Credit Summary
- 11 Jordan Dimensions, COM Requirements & Option Upcharges
- 12 Jordan Patient Pricing
- 14 Jordan Replacement Components

JORDAN | MULTIPLE GUEST & PATIENT SEATING

- 16 Jordan Multiple Seating Instructions
- 18 Jordan Dimensions & COM Requirements Pre-Configured Units
- 19 Jordan Multiple Seating Pre-Configured Units Pricing
- 21 Jordan Dimensions & COM Requirements Start, Center & End
- 22 Jordan Multiple Seating Start, Center & End Units Pricing
- 27 Jordan Freespan Dimensions & COM Requirements
- 28 Jordan Freespan Multiple Seating Pricing

JORDAN | EASY ACCESS SEATING

- 32 Jordan LEED Credit Summary
- 33 Jordan Dimensions, COM Requirements & Option Upcharges
- 34 Jordan Easy Access Chair Pricing

JORDAN | LOUNGE

- 35 Jordan LEED Credit Summary
- 36 Jordan Dimensions, COM Requirements & Option Upcharges
- 37 Jordan Lounge Features & Options
- 38 Jordan Lounge Pricing

JORDAN | BENCHES

- 40 Jordan LEED Credit Summary
- 41 Jordan Dimensions, COM Requirements & Option Upcharges
- 42 Jordan Benches Pricing

JORDAN | ACTIVE PATIENT RECLINER

- 43 Jordan Active Patient Recliner LEED Credit Summary
- 44 Jordan Active Patient Recliner Dimensions, COM Requirements & Option Upcharges
- 44 Jordan Active Patient Recliner Features
- 45 Jordan Active Patient Recliner Options
- 46 Jordan Active Patient Recliner Pricing

JORDAN | 3-POSITION RECLINER

- 49 Jordan 3-Position Recliner LEED Credit Summary
- 50 Jordan 3-Position Recliner Dimensions, COM Requirements
- 50 Jordan 3-Position Recliner Features & Options
- 52 Jordan 3-Position Recliner Pricing

JORDAN | RECLINER PLUS

- 57 Jordan Recliner Plus Dimensions, COM Requirements
- 57 Jordan Recliner Plus Features & Options
- 59 Jordan Recliner Plus Pricing

JORDAN | SLEEP RECLINER

- 62 Jordan Sleep Recliner Dimensions, COM Requirements
- 62 Jordan Sleep Recliner Features & Options
- 64 Jordan Sleep Recliner Pricing

JORDAN | GLIDER

- 68 Jordan Glider LEED Credit Summary
- 69 Jordan Glider Dimensions, COM Requirements & Option Upcharges
- 70 Jordan Glider Features & Options
- 71 Jordan Recliner Pricing

JORDAN | LOUNGE SLEEPERS

- 72 Jordan Lounge Sleeper LEED Credit Summary
- 73 Jordan Lounge Sleeper Dimensions, COM Requirements & Option Upcharges
- 74 Jordan Lounge Sleeper Features & Options
- 76 Jordan Lounge Sleeper Pricing

JORDAN | TABLES

- 82 Jordan LEED Credit Summary
- 83 Jordan Linking Tables
- 84 Jordan Free Standing Tables

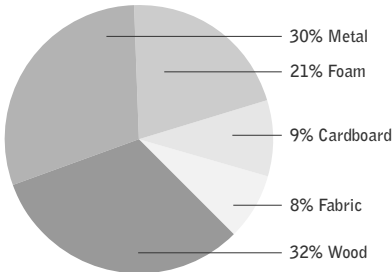
GENERAL INFORMATION

- 85 Terms & Conditions
- 85 Warranty
- 87 KRUG Textiles - Upholstery Fabrics
- 89 KRUG Textiles - Leather & Faux Leather
- 91 Customer's Own Material (COM/COL)
- 91 CAL 133 & Moisture Barrier
- 92 Graded-In Upholstery Programs
- 92 *KRUGEXPRESS* Program
- 93 Wood Finishes
- 93 Standard Laminates
- 94 Solid Surface Program
- 94 Urethane Color Options

LEED CI CREDITS



MATERIAL CONTENT:



PRE-CONSUMER
RECYCLED CONTENT = 6.0%

POST-CONSUMER
RECYCLED CONTENT = 14.9%

CONTRIBUTES TO		
CREDIT 2.1 - 2.2	Construction Waste Management	1-2 point(s)
CREDIT 3.3	Resource Reuse	1 point
CREDIT 4.1	Recycled Content	1 point
CREDIT 4.5	Low Emitting Materials, Systems & Seating	1 point
CREDIT 5.1	Regional Materials*	1 point
CREDIT 7	Certified Wood (MUST BE REQUESTED)	1 point(s)

*This credit is only applicable if in total 20% of the combined value of the procurement of construction materials and in the furniture are manufactured within a radius of 500 miles. This credit will apply if the installation of the finished product occurs within 500 miles of Kitchener, Ontario.

level® CERTIFICATION, AIR EMISSIONS AND FSC® CERTIFICATION



level® CERTIFICATION

BIFMA's e3 Furniture Sustainability Standard is a voluntary, multi-attribute standard that measures the degree of sustainability of furniture. This standard evaluates product and company environmental attributes and compliance systems in a wide range of elements which include Materials, Energy & Atmosphere, Human & Ecosystem Health and Social Responsibility. Jordan products have earned level®, BIFMA's sustainability certification program for furniture, certification through third-party verification against the e3 standard.

AIR-EMISSIONS

All Jordan products are supplied with air-emissions certified. Contact customer service for information.




FSC®

In 2005, Krug received Forest Stewardship Council® (FSC®) Chain-of-Custody certification for our manufacturing facilities. The FSC® Chain-of-Custody tracks certified wood from seedling to final sale. It verifies that the material for our FSC® certified products only come from well-managed, FSC®-certified forests and other controlled sources. FSC® is dedicated to the promotion of responsible forest management worldwide helping to take care of forests for future generations. Jordan and other Krug products can be specified with FSC® Certification. Contact customer service for further information, pricing and lead times.



Architects, designers, and building professionals can specify FSC®-certified products in order to achieve a point from the U.S. Green Building Council's Leadership in Energy and Environmental Design (LEED) Rating System.

JORDAN | GUEST - PATIENT, MULTIPLE & EASY ACCESS FEATURES



CLEAN OUT

All Jordan seating models have a built-in clean out feature: a space at the back of the seat that allows dirt, debris and liquid to fall to the floor for easy clean up and maintenance - designed so that it does not detract from the comfort or appearance of the product.



STEEL SEAT FRAME

The structural seat frame is made from welded steel with a powder-coated finish that allows Jordan to well exceed ANSI/BIFMA standards.



FLEX BACK

The ergonomically designed back has been designed with a slight flexing action, to enhance the level of long-term sitting comfort, and provide greater ease of egress.



WALL SAVER

The angle of the back and the rear legs are designed to keep the back away from the wall, to prevent wear and damage to both the chairs and to the walls of the facility.



URETHANE ARM CAP

The optional arm cap provides enhanced durability and protection for the arms. This is field replaceable if this becomes damaged or degraded and is available in three colors; Black, Grey and Taupe.

METAL TO METAL CONNECTIONS

Steel seat frames are joined to other components, and to each other in the multiple seating products, with hardened steel bolts and inserts, ensuring exceptional durability and strength, and easy reconfigurability, as well as on-site replacement of damaged or degraded components.

WEIGHT CAPACITIES

Jordan weight capacities are as follows:
Guest & Patient Chairs (21" & 24") - 500 lbs
Plus Chairs (30" & 44") - 750 lbs
Easy Access Chairs - 350 lbs
Multiple Seating & Pre-configured - 500 lbs per seat
2-Seat Freespan - 525 lbs per unit
3-Seat Freespan - 750 lbs per unit
21" & 24" Bench - 350 lbs
30" Bench - 750 lbs
48" Bench - 525 lbs per unit
72" Bench - 750 lbs per unit

FINISH DURABILITY

The Krug Enduraguard finish, a proprietary catalyzed varnish formulation, has been repeatedly shown, through independent laboratory testing, to be the industry leader in durability and abrasion resistance. The Krug finish looks better longer than competitors, and is uniquely suited to the demands of healthcare environments.

LATEX FREE

Krug products are made with latex-free materials to prevent the allergic reaction that latex causes in some people.

REPLACEABLE COMPONENTS

Jordan chairs are uniquely designed to allow virtually all major components to be field replaced, providing a very cost effective means to significantly extend the life of the product. Seats, backs, frames are field replaceable. Pricing and model numbers can be viewed online at www.krug.ca.

EASY ACCESS ADJUSTABLE GLIDES

With the larger footprint of this chair and critical importance of stability of the user, we have included adjustable glides on the front legs - this allows the Easy Access chair to be perfectly leveled to any floor for maximum safety and stability.

CUSTOM CAPABILITIES

Modifications in dimension, seat and back shape or thickness, and other modifications are possible with Krug's capability to customize for specific requirements and needs. We can also provide custom finishes.

ADDITIONAL FEATURES

- Lifetime warranty
- air-emissions Certified
- Spring seat construction, providing exceptional comfort and longer life for seat foam.
- Mortise and tenon frame construction, for optimal strength in wood joinery.
- Jordan sets a new standard for comfort and ergonomics in healthcare seating. Designed for ergonomically- correct posture and long-term sitting comfort, with contoured back and seat molds. Multi-density foam, provides lumbar, thoracic and pelvic support, while encouraging a healthy sitting posture.
- Large, rounded arms provide support for safe and easy ingress and egress.
- Certified to meet CTB 133/ ASTM E 1537 with appropriate fabrics

PLUS UPGRADE

Jordan 30" and 44" models feature Plus Upgrade. Plus Upgraded seating has been engineered to support higher weight capacities, accommodating a wider variety of users.

JORDAN | GUEST - PATIENT, MULTIPLE & EASY ACCESS OPTIONS



KINETIC BACK OPTION

This optional feature provides the chair back with a very pleasant and comfortable rocking motion, which can significantly enhance long-term sitting for patients and guests alike. The durable spring-loaded mechanism provides a range of motion of 20 degrees, and can be field-installed or replaced. It's available on any Jordan/Solis chair back - Guest, Patient and Multiple Seating - with the exception of the 30" and 44" sizes.



SOLID SURFACE ARM CAP

The optional Solid Surface Arm Cap provides enhanced durability, protection and cleanability for the arms. This is field replaceable if this becomes damaged or degraded and is available in 8 standard colors. See [Page 94](#) for color selection.

CLEANABLE UNDER-SEAT SPLASHGUARD

All Jordan seating models are available with a plastic moisture barrier that covers and encloses the underside of the seat (while still allowing air transfer and ventilation in and out of the seat cushion). The Splashguard significantly enhances the germ resistance properties of the product, by enclosing the part of the chair that can be most susceptible to infection-causing pathogens. The Splashguard is a smooth, easy to clean surface, either while on the chair or when removed, and is also field replaceable.

GANGING

All Jordan freestanding chairs can be ganged using a ganging bracket. The powder coated metal bracket is fastened to the inside face of each side frame.

MOISTURE BARRIER & CAL 133

California Technical Bulletin 133 is a flammability test for seating. Krug offers a compliance method, in combination with non-flammable upholstery covers, may enable products to meet certification requirements for this test. This process at the same time also provides the products with a Moisture Barrier - a treatment that helps to prevent the passage of liquids and moisture to inside of the upholstered components - thereby conferring sanitary and anti-infection benefits. So when CAL 133 is specified, the product also automatically has a Moisture Barrier, and when a Moisture Barrier is specified, the product also features the compliance method and low flammability features of CAL 133.

The application of this up-charge and the compliance method does not mean that the specific configuration of product and upholstery cover are tested and officially certified as being CAL133 compliant. If the official certification is required, Krug will provide this (through an independent certified testing laboratory) at a charge of \$852 per item, plus the cost of the product to be tested. Lead time for certification testing is typically 4-8 weeks. Krug assumes no responsibility for the testing of our products in combination with upholstery covers, or for the results of any testing conducted. Some specific configurations of products and upholstery have already been tested. Please contact Customer Service for additional information.

REMOVABLE COVER OPTION

Jordan chairs (all sizes) are available with removeable seat and back covers. Replacement seat and back covers can be quickly installed on Jordan products that were originally ordered with the Removeable Cover option. Replacement seat and back covers can also be installed on Jordan products that were not originally ordered with the removeable cover option, with some simple staple removal on the original seats and backs.

COMBINATION UPHOLSTERY

When combination upholstery is specified with upholstery of the same grade or COM, an upcharge for dual fabrics is **\$31 list** per unit and **\$60 list** per unit for three fabrics will be applied. When graded in combination upholstery is selected, use the highest upholstery selected or contact Customer Service for a quote (please provide the fabrics specified and a description of where each fabric is to be applied on the product in order to obtain a quote)

JORDAN | GUEST - DIMENSIONS & COM REQUIREMENTS

DIMENSIONS & COM REQUIREMENTS

	Overall Width	Overall Depth	Overall Height	Seat Height	Height of Arms from Floor	Width Between Arms	Seat Depth	Shipping Weight	Cube
21" Seat	25	27	34.25	18.5	26	20.5	19	42	14
24" Seat	28	27	34.25	18.5	26	23.5	19	46	19
30" Seat	34	27	34.25	18.5	26	29.5	19	52	20
44" Seat	48	27	34.25	18.5	26	43.5	19	69	28

COM- YARDAGE REQUIREMENTS

	COM Yardage Seat & Back	COM Yardage Seats Only	COM Yardage Back Only	COM Yardage Closed Arm Panel
21" & 24" - One Chair	1.6	0.9	1.4	0.9
21" & 24" - Two Chairs	3.2	1.3	2.8	1.35
21" & 24" - Three Chairs	4.8	2.2	4.2	1.8
21" & 24" - Four Chairs	6.4	2.6	5.6	2.7
30" & 44" - One Chair	2.7	0.9	1.6	0.9
30" & 44" - Two Chairs	5.4	1.8	3.2	1.35
30" & 44" - Three Chairs	8.1	2.7	4.8	1.8
30" & 44" - Four Chairs	10.8	3.6	6.4	2.7

Note: Some vinyls, leathers & upholsteries are not suitable for application on Jordan seating.
The approval process is as follows:
1. A sample of the COM must be provided to Krug Customer Service prior to or at the time of order.
For Maharam or Momentum, Krug will obtain the fabric sample.
2. The sample will be reviewed and the customer advised if the fabric is unsuitable.
3. The COM fabric or leather will be inspected when received at the factory, to identify any further concerns with its suitability.






JORDAN | GUEST & GUEST PLUS



WEIGHT CAPACITIES

Jordan weight capacities are as follows:
Guest Chairs (21" & 24") - 500 lbs
Guest Plus Chairs (30" & 44") - 750 lbs

Jordan Guest Option Upcharges	\$ List		\$ List
CAL 133 & Moisture Barrier (per yard)	60	Solid Surface Arm Cap (per pair) - Gr A White	420
Guest chair - Removable Seat Covers	83	Solid Surface Arm Cap (per pair) - Gr A Color	426
21" & 24" - Removeable Back Covers	55	Solid Surface Arm Cap (per pair) - Gr B	448
30" & 44" - Removable Back Covers	83	Solid Surface Arm Cap (per pair) - Gr C	470
Combination Upholstery - Dual Fabrics	31	Kinetic Back option (not available for 30" & 44")	112
Combination Upholstery - Three Fabrics	60	Ganging Bracket	55
21" & 24" Cleanable Under-seat Splashguard	38		
30" Cleanable Under-seat Splashguard	45		
44" Cleanable Under-seat Splashguard	60		
Non-Marring Glide	35		

DESCRIPTION/MODEL		Species	COM		COL	FABRIC GRADES				LEATHER	
			1	2	3	4	5	6	7	8	9
	21" Open Arm										
	JOR2-G21OPS	Beech	1086	1167	1247	1361	1488	1612	1745	1895	2162
	JOR2-G21OPS	Maple	1167	1247	1327	1443	1576	1719	1860	1991	2259
	21" Open Arm Urethane Cap										
	JOR2-G21OPU	Beech	1216	1296	1375	1493	1617	1743	1874	2025	2292
	JOR2-G21OPU	Maple	1296	1375	1455	1572	1705	1847	1989	2121	2389
	21" Closed Arm										
	JOR2-G21CLS	Beech	1199	1279	1359	1475	1599	1723	1858	2009	2276
	JOR2-G21CLS	Maple	1279	1359	1442	1555	1688	1832	1976	2106	2373
	21" Closed Arm Urethane Cap										
	JOR2-G21CLU	Beech	1328	1409	1489	1606	1729	1853	1986	2139	2405
	JOR2-G21CLU	Maple	1409	1489	1570	1685	1818	1961	2104	2237	2503
	24" Open Arm										
	JOR2-G24OPS	Beech	1115	1192	1274	1388	1515	1637	1772	1922	2189
	JOR2-G24OPS	Maple	1203	1281	1361	1478	1612	1752	1895	2030	2294
	24" Open Arm Urethane Cap										
	JOR2-G24OPU	Beech	1244	1321	1403	1519	1643	1768	1901	2052	2318
	JOR2-G24OPU	Maple	1330	1411	1493	1607	1743	1884	2025	2159	2424
	24" Closed Arm										
	JOR2-G24CLS	Beech	1226	1307	1387	1501	1626	1750	1885	2035	2302
	JOR2-G24CLS	Maple	1315	1395	1475	1591	1723	1866	2009	2143	2409
	24" Closed Arm Urethane Cap										
	JOR2-G24CLU	Beech	1356	1436	1517	1630	1756	1881	2014	2164	2432
	JOR2-G24CLU	Maple	1446	1524	1606	1720	1853	1993	2139	2272	2539
	30" Open Arm										
	JOR2-G30OPS	Beech	1451	1593	1719	1933	2146	2358	2572	2786	3124
	JOR2-G30OPS	Maple	1558	1702	1844	2056	2271	2480	2697	2909	3248
	30" Open Arm Urethane Cap										
	JOR2-G30OPU	Beech	1580	1722	1847	2061	2275	2489	2701	2915	3253
	JOR2-G30OPU	Maple	1687	1830	1973	2186	2399	2614	2824	3039	3376

Jordan Guest Option Upcharges

\$ List




\$ List

CAL 133 & Moisture Barrier (per yard)	60	Solid Surface Arm Cap (per pair) - Gr A White	420
Guest chair - Removable Seat Covers	83	Solid Surface Arm Cap (per pair) - Gr A Color	426
21" & 24" - Removeable Back Covers	55	Solid Surface Arm Cap (per pair) - Gr B	448
30" & 44" - Removable Back Covers	83	Solid Surface Arm Cap (per pair) - Gr C	470
Combination Upholstery - Dual Fabrics	31	Kinetic Back option (not available for 30" & 44")	112
Combination Upholstery - Three Fabrics	60	Ganging Bracket	55
21" & 24" Cleanable Under-seat Splashguard	38		
30" Cleanable Under-seat Splashguard	45		
44" Cleanable Under-seat Splashguard	60		
Non-Marring Glide	35		

PRODUCT CODE KEY

Line	Series	Chair Type	Size	Arm Type	
JOR	2	G	21	OPS	CLS
Jordan	Chair	Guest Seating		Open Arm	Closed Arm
			24	OPU	CLU
				Open Arm	Closed Arm
				Urethane Arm Cap	Urethane Arm Cap
			30	OSC	CSC
				Open Arm	Closed Arm
				Solid Surface	Solid Surface
				Arm Cap	Arm Cap
			44		

JORDAN | GUEST




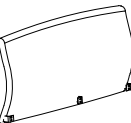


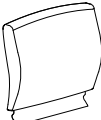
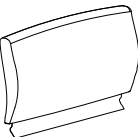





DESCRIPTION/MODEL		Species	COM		COL		FABRIC GRADES		LEATHER		
			1	2	3	4	5	6	7	8	9
	30" Closed Arm										
	JOR2-G30CLS	Beech	1565	1707	1832	2046	2258	2473	2685	2902	3236
	JOR2-G30CLS	Maple	1673	1814	1956	2168	2382	2597	2810	3025	3361
	30" Closed Arm Urethane Cap										
	JOR2-G30CLU	Beech	1693	1837	1961	2174	2386	2602	2814	3030	3366
	JOR2-G30CLU	Maple	1801	1942	2085	2300	2513	2725	2938	3152	3490
	44" Open Arm										
	JOR2-G44OPS	Beech	1736	1914	2064	2314	2572	2829	3088	3346	3746
	JOR2-G44OPS	Maple	1867	2047	2207	2466	2723	2981	3237	3488	3896
	44" Open Arm Urethane Cap										
	JOR2-G44OPU	Beech	1865	2043	2192	2444	2701	2958	3218	3474	3877
	JOR2-G44OPU	Maple	2000	2176	2336	2593	2852	3110	3367	3616	4025
	44" Closed Arm										
	JOR2-G44CLS	Beech	1848	2027	2177	2426	2685	2942	3200	3458	3858
	JOR2-G44CLS	Maple	1982	2160	2320	2577	2836	3093	3350	3600	4009
	44" Closed Arm Urethane Cap										
	JOR2-G44CLU	Beech	1979	2157	2307	2556	2814	3074	3331	3587	3987
	JOR2-G44CLU	Maple	2110	2288	2449	2708	2964	3222	3482	3730	4138

ORDERING NOTES:
Combination upholstery (more than one upholstery cover within the same unit) is an option on all Jordan upholstered products. When combination upholstery is with upholstery of the same grade or COM, an upcharge for dual fabrics is **\$31 list** per unit and **\$60 list** per unit for three fabrics. When graded in combination upholstery is selected, use the highest grade upholstery selected or contact Customer Service for a quote -please provide the fabrics specified and a description of where each fabric is to be applied on the product in order to obtain a quote.









Jordan Guest Option Upcharges	\$ List		\$ List
CAL 133 & Moisture Barrier (per yard)	60	Solid Surface Arm Cap (per pair) - Gr A White	420
Guest chair - Removable Seat Covers	83	Solid Surface Arm Cap (per pair) - Gr A Color	426
21" & 24" - Removeable Back Covers	55	Solid Surface Arm Cap (per pair) - Gr B	448
30" & 44" - Removable Back Covers	83	Solid Surface Arm Cap (per pair) - Gr C	470
21" & 24" Cleanable Under-seat Splashguard	38	Kinetic Back option (not available for 30" & 44")	112
30" Cleanable Under-seat Splashguard	45	Ganging Bracket	55
44" Cleanable Under-seat Splashguard	60		
Non-Marring Glide	35		

PRODUCT CODE KEY					
Line	Series	Chair Type	Size	Arm Type	
JOR	2	G	21	OPS	CLS
Jordan	Chair	Guest Seating		Open Arm	Closed Arm
			24	OPU	CLU
				Open Arm	Closed Arm
				Urethane Arm Cap	Urethane Arm Cap
			30	OSC	CSC
				Open Arm	Closed Arm
				Solid Surface	Solid Surface
				Arm Cap	Arm Cap
			44		

JORDAN | REPLACEMENT COMPONENTS

DESCRIPTION/MODEL		COM	COL	3	FABRIC GRADES			LEATHER		9	Yds	Weight	Cube
		1	2	4	5	6	7	8					
	21" Replacement Guest Upholstered Backs JOR2-RBG21	393	432	472	526	589	643	705	783	862	1.4	14	2.7
	24" Replacement Guest Upholstered Backs JOR2-RBG24	407	447	484	541	601	656	719	796	874	1.4	15	2.7
	30" Replacement Guest Upholstered Backs JOR2-RBG30	480	526	570	632	715	767	838	927	1015	1.6	19	3.4
	44" Replacement Guest Upholstered Backs JOR2-RBG44	605	651	695	758	828	892	962	1052	1140	2.25	28	4.8
	21" Replacement Guest Upholstered Back Covers JOR2-RBCG21	169	208	248	303	364	420	480	559	638	1.5	2	.8
	24" Replacement Guest Upholstered Back Covers JOR2-RBCG24	172	211	250	305	367	422	483	562	640	1.5	2.3	.8
	30" Replacement Guest Upholstered Back Covers JOR2-RBCG30	181	226	270	333	404	466	539	626	715	1.6	2.6	.8
	44" Replacement Guest Upholstered Back Covers JOR2-RBCG44	189	235	278	339	411	474	595	636	724	2.25	3.5	.8
	21" Replacement Guest Seat JOR2-RS21	367	387	412	448	486	522	563	613	663	.9	9	2.7
	24" Replacement Guest Seat JOR2-RS24	381	407	431	467	506	543	583	632	682	.9	10	2.7
	30" Replacement Guest Seat JOR2-RS30	467	499	528	571	619	663	713	774	834	.9	12	3.4
	44" Replacement Guest Seat JOR2-RS44	615	645	677	719	768	811	861	920	983	.9	14	4.8
	Replacement Splash Guard JOR2-RSG21	83										1	.3
	JOR2-RSG24	102										2	.4
	JOR2-RSG30	143										3	.5
	JOR2-RSG44	155										4	.6

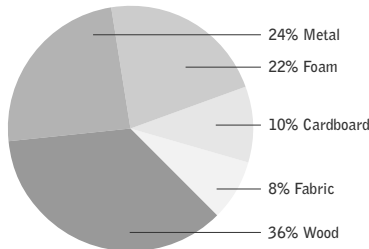
JORDAN | REPLACEMENT COMPONENTS

DESCRIPTION/MODEL	COM	COL	3	FABRIC GRADES			LEATHER			Yds	Weight	Cube	
	1	2	4	5	6	7	8	9					
	21" Replacement Seat Cover												
	JOR2-RSC21	73	144	169	203	243	280	320	369	420	1.0	1.6	.8
	24" Replacement Guest Seat Cover												
	JOR2-RSC24	77	148	173	207	248	283	323	374	423	1.0	1.7	.8
	30" Replacement Seat Cover												
	JOR2-RSC30	135	166	197	240	288	332	380	443	503	1.0	2	.8
	44" Replacement Seat Cover												
	SOL2-RSC44	139	170	201	243	292	335	384	447	506	1.0	2.5	.8
	Replacement Closed Arm Panel												
	JOR2-RCA	203	215	228	246	265	284	304	329	378	0.9	6.0	.8
	Replacement Side Frame - Start - Beech												
	JOR2-RSFS	245										7.5	1.4
	Replacement Side Frame - Start - Maple												
	JOR2-RSFS	305										7.5	1.4
	Replacement Side Frame - End - Beech												
	JOR2-RSFE	245										7.5	1.4
	Replacement Side Frame - End - Maple												
	JOR2-RSFE	305										7.5	1.4
	Replacement Center Frame - Start - Beech												
	JOR2-RSFC	245										7.5	1.4
	Replacement Center Frame - Start - Maple												
	JOR2-RSFC	305										7.5	1.4
	Replacement Side Frame with Urethane Cap - Start - Beech												
	JOR2-RSFSAC	286										7.5	1.4
	Replacement Side Frame with Urethane Cap - Start - Maple												
	JOR2-RSFSAC	346										7.5	1.4
	Replacement Side Frame with Urethane Cap - End - Beech												
	JOR2-RSFEAC	286										7.5	1.4
	Replacement Side Frame with Urethane Cap - End - Maple												
	JOR2-RSFEAC	346										7.5	1.4
	Replacement Center Frame with Urethane Cap - Start - Beech												
	JOR2-RSFCAC	286										7.5	1.4
	Replacement Center Frame with Urethane Cap - Start - Maple												
	JOR2-RSFCAC	346										7.5	1.4
	Replacement Arm Cap - Urethane												
	JOR2-RUA	66										1.5	.2
					Grade A- White		Grade A- Color		Grade- B	Grade- C			
	Replacement Arm Cap-Solid Surface												
	JOR2-RACSS				221		224		233	245	2	.2	

LEED CI CREDITS



MATERIAL CONTENT:



PRE-CONSUMER

RECYCLED CONTENT = 5.9%

POST-CONSUMER

RECYCLED CONTENT = 14.8%

CONTRIBUTES TO		
CREDIT 2.1 - 2.2	Construction Waste Management	1-2 point(s)
CREDIT 3.3	Resource Reuse	1 point
CREDIT 4.1	Recycled Content	1 point
CREDIT 4.5	Low Emitting Materials, Systems & Seating	1 point
CREDIT 5.1	Regional Materials*	1 point
CREDIT 7	Certified Wood (MUST BE REQUESTED)	1 point(s)

*This credit is only applicable if in total 20% of the combined value of the procurement of construction materials and in the furniture are manufactured within a radius of 500 miles. This credit will apply if the installation of the finished product occurs within 500 miles of Kitchener, Ontario.

level® CERTIFICATION, AIR EMISSIONS AND FSC® CERTIFICATION



level® CERTIFICATION

BIFMA's e3 Furniture Sustainability Standard is a voluntary, multi-attribute standard that measures the degree of sustainability of furniture. This standard evaluates product and company environmental attributes and compliance systems in a wide range of elements which include Materials, Energy & Atmosphere, Human & Ecosystem Health and Social Responsibility. Jordan products have earned level®, BIFMA's sustainability certification program for furniture, certification through third-party verification against the e3 standard.

AIR-EMISSIONS

All Jordan products are supplied with air-emissions certified. Contact customer service for information.



FSC®

In 2005, Krug received Forest Stewardship Council® (FSC®) Chain-of-Custody certification for our manufacturing facilities. The FSC® Chain-of-Custody tracks certified wood from seedling to final sale. It verifies that the material for our FSC® certified products only come from well-managed, FSC®-certified forests and other controlled sources. FSC® is dedicated to the promotion of responsible forest management worldwide helping to take care of forests for future generations. Jordan and other Krug products can be specified with FSC® Certification. Contact customer service for further information, pricing and lead times.



Architects, designers, and building professionals can specify FSC®-certified products in order to achieve a point from the U.S. Green Building Council's Leadership in Energy and Environmental Design (LEED) Rating System.

JORDAN | PATIENT - DIMENSIONS & COM REQUIREMENTS

DIMENSIONS & COM REQUIREMENTS

	Overall Width	Overall Depth	Overall Height	Seat Height	Height of Arms from Floor	Width Between Arms	Seat Depth	Shipping Weight	Cubes
21" Seat	25	27	43.5	18.5	26	20.5	19	47	17
24" Seat	28	27	43.5	18.5	26	23.5	19	51	22
30" Seat	34	27	43.5	18.5	26	29.5	19	62	28
Ottoman	20	18	11.5					14	5

COM - YARDAGE REQUIREMENTS

	COM Yardage Seats & Backs Only	COM Yardage Seat Only	COM Yardage Back Only	COM Yardage Closed Arm Panel
21" & 24" - One Chair	2.2	0.9	1.9	0.9
21" & 24" - Two Chairs	4.2	1.3	3.8	1.35
21" & 24" - Three Chairs	6.3	2.2	5.7	1.8
21" & 24" - Four Chairs	8.4	2.6	7.6	2.7
30" - One Chair	3.1	0.9	2.21	0.9
30" - Two Chairs	6.2	1.8	4.5	1.35
30" - Three Chairs	9.3	2.7	6.7	1.8
30" - Four Chairs	12.4	3.6	9	2.7
Ottoman	0.66			

Note: Some vinyls, leathers & upholsteries are not suitable for application on Jordan seating.

The approval process is as follows:

1. A sample of the COM must be provided to Krug Customer Service prior to or at the time of order.
For Maharam or Momentum, Krug will obtain the fabric sample.
2. The sample will be reviewed and the customer advised if the fabric is unsuitable.
3. The COM fabric or leather will be inspected when received at the factory, to identify any further concerns with its suitability.

JORDAN | PATIENT



ORDERING NOTES:

Combination upholstery (more than one upholstery cover within the same unit) is an option on all Jordan upholstered products. When combination upholstery is with upholstery of the same grade or COM, an upcharge for dual fabrics is **\$31 list** per unit and **\$60 list** per unit for three fabrics. When graded in combination upholstery is selected, use the highest grade upholstery selected or contact Customer Service for a quote -please provide the fabrics specified and a description of where each fabric is to be applied on the product in order to obtain a quote.

Jordan Option Upcharges	\$ List	\$ List
CAL 133 & Moisture Barrier (per yard)	60	Solid Surface Arm Cap (per pair) - Gr A White 420
Removable Seat Covers	83	Solid Surface Arm Cap (per pair) - Gr A Color 426
21" & 24" - Removeable Back Covers	55	Solid Surface Arm Cap (per pair) - Gr B 448
30" & 44" - Removeable Back Covers	83	Solid Surface Arm Cap (per pair) - Gr C 470
21" & 24" Cleanable Under-seat Splashguard	38	Kinetic Back option (not available for 30" & 44") 112
30" Cleanable Under-seat Splashguard	45	Ganging Bracket 55
Non-Marring Glide	35	

WEIGHT CAPACITIES

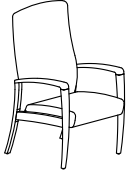
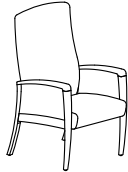


Jordan weight capacities are as follows:

Patient Chairs (21" & 24") - 500 lbs

Plus Chair (30") - 750 lbs

FEATURES & OPTIONS:

For more information on features & options see [Page 3](#).

DESCRIPTION/MODEL		Species	COM 1	2	COL 3	4	FABRIC GRADES			7	LEATHER 8	9
	21" Open Arm											
	JOR2-P21OPS	Beech	1336	1457	1583	1799	2010	2224	2438	2651	2972	
	JOR2-P21OPS	Maple	1424	1548	1674	1887	2102	2314	2525	2741	3059	
	21" Open Arm Urethane Cap											
	JOR2-P21OPU	Beech	1465	1590	1714	1928	2142	2352	2568	2780	3101	
	JOR2-P21OPU	Maple	1551	1677	1802	2016	2230	2444	2655	2869	3188	
	21" Closed Arm											
	JOR2-P21CLS	Beech	1448	1574	1700	1910	2123	2337	2550	2766	3083	
	JOR2-P21CLS	Maple	1538	1661	1786	2003	2213	2424	2640	2853	3174	
	21" Closed Arm Urethane Cap											
	JOR2-P21CLU	Beech	1577	1703	1827	2038	2254	2467	2680	2893	3214	
	JOR2-P21CLU	Maple	1667	1790	1915	2128	2342	2556	2769	2983	3304	
	24" Open Arm											
	JOR2-P24OPS	Beech	1375	1502	1630	1851	2071	2289	2511	2731	3058	
	JOR2-P24OPS	Maple	1468	1594	1722	1943	2162	2382	2603	2822	3152	
	24" Open Arm Urethane Cap											
	JOR2-P24OPU	Beech	1507	1636	1765	1984	2206	2423	2646	2864	3191	
	JOR2-P24OPU	Maple	1599	1727	1857	2077	2295	2517	2735	2957	3284	
	24" Closed Arm											
	JOR2-P24CLS	Beech	1493	1620	1749	1967	2188	2408	2628	2847	3177	
	JOR2-P24CLS	Maple	1582	1712	1839	2059	2280	2500	2719	2938	3268	
	24" Closed Arm Urethane Cap											
	JOR2-P24CLU	Beech	1623	1752	1882	2103	2322	2541	2760	2979	3310	
	JOR2-P24CLU	Maple	1718	1845	1973	2190	2414	2633	2849	3074	3402	

ORDERING NOTES:



Combination upholstery (more than one upholstery cover within the same unit) is an option on all Jordan upholstered products. When combination upholstery is with upholstery of the same grade or COM, an upcharge for dual fabrics is **\$31 list** per unit and **\$60 list** per unit for three fabrics. When graded in combination upholstery is selected, use the highest grade upholstery selected or contact Customer Service for a quote -please provide the fabrics specified and a description of where each fabric is to be applied on the product in order to obtain a quote.

Jordan Option Upcharges	\$ List		\$ List
CAL 133 & Moisture Barrier (per yard)	60	Solid Surface Arm Cap (per pair) - Gr A White	420
Removable Seat Covers	83	Solid Surface Arm Cap (per pair) - Gr A Color	426
21" & 24" - Removeable Back Covers	55	Solid Surface Arm Cap (per pair) - Gr B	448
21" & 24" Cleanable Under-seat Splashguard	38	Solid Surface Arm Cap (per pair) - Gr C	470
Non-Marring Glide	35	Kinetic Back option (not available for 30" & 44")	112
		Ganging Bracket	55

PRODUCT CODE KEY

Line	Series	Chair Type	Size	Arm Type	
JOR Jordan	2 Chair	P Patient Seating	21	OPS Open Arm	CLS Closed Arm Solid Surface Arm Cap
			24	OPU Open Arm Urethane Arm Cap	CLU Closed Arm Urethane Arm Cap
			30	OSC Open Arm Solid Surface Arm Cap	CSC Closed Arm Solid Surface Arm Cap

JORDAN | PATIENT

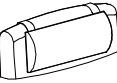

DESCRIPTION/MODEL		Species	COM		COL	FABRIC GRADES				LEATHER	
			1	2	3	4	5	6	7	8	9
	30" Open Arm										
	JOR2-P30OPS	Beech	1629	1751	1878	2091	2304	2518	2731	2945	3264
	JOR2-P30OPS	Maple	1718	1842	1966	2180	2393	2606	2820	3034	3353
	30" Open Arm Urethane Cap										
	JOR2-P30OPU	Beech	1758	1884	2008	2219	2434	2647	2861	3075	3393
	JOR2-P30OPU	Maple	1846	1971	2094	2309	2521	2736	2950	3164	3483
	30" Closed Arm										
	JOR2-P30CLS	Beech	1744	1866	1990	2205	2419	2631	2845	3057	3376
	JOR2-P30CLS	Maple	1830	1955	2079	2293	2505	2719	2933	3146	3467
	30" Closed Arm Urethane Cap										
	JOR2-P30CLU	Beech	1872	1993	2119	2334	2547	2759	2975	3186	3508
	JOR2-P30CLU	Maple	1965	2083	2209	2421	2635	2849	3061	3277	3595

ORDERING NOTES: Combination upholstery (more than one upholstery cover within the same unit) is an option on all Jordan upholstered products. When combination upholstery is with upholstery of the same grade or COM, an upcharge for dual fabrics is **\$25 list** per unit and **\$50 list** per unit for three fabrics. When graded in combination upholstery is selected, use the highest grade upholstery selected or contact Customer Service for a quote - please provide the fabrics specified and a description of where each fabric is to be applied on the product in order to obtain a quote.

Jordan Option Upcharges	\$ List		\$ List
CAL 133 & Moisture Barrier (per yard)	60	Solid Surface Arm Cap (per pair) - Gr A White	420
Removable Seat Covers	83	Solid Surface Arm Cap (per pair) - Gr A Color	426
21" & 24" - Removeable Back Covers	55	Solid Surface Arm Cap (per pair) - Gr B	448
21" & 24" Cleanable Under-seat Splashguard	38	Solid Surface Arm Cap (per pair) - Gr C	470
Non-Marring Glide	35	Kinetic Back option (not available for 30" & 44")	112
		Ganging Bracket	55









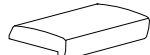

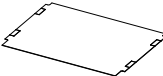
PRODUCT CODE KEY

Line	Series	Chair Type	Size	Arm Type	
JOR	2	P	21	OPS	CLS
Jordan	Chair	Patient Seating		Open Arm	Closed Arm
			24	OPU	CLU
				Open Arm	Closed Arm
				Urethane Arm Cap	Urethane Arm Cap
			30	OSC	CSC
				Open Arm	Closed Arm
				Solid Surface	Solid Surface
				Arm Cap	Arm Cap




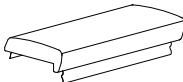





DESCRIPTION/MODEL		COM		COL	FABRIC GRADES				LEATHER		Fabric Yardage	Shipping Weight	Cubes
		1	2		4	5	6	7	8	9			
	21" Adjustable Headrest												
	JOR2-RHR21	302	349	376	403	428	456	480	507	545	0.9	2.3	0.9
	24" Adjustable Headrest												
	JOR2-RHR24	333	382	412	443	472	502	529	558	598	0.9	2.3	0.9
	30" Plus Patient Headrest												
	JOR2-RHR30	398	456	492	525	559	596	630	664	712	0.9	2.3	0.9
	Ottoman												
	JOR-5 Beech	623	651	678	705	729	758	792	811	856	0.66	14	5
	Maple	677	694	723	748	776	803	828	856	901	0.66	14	5

ORDERING NOTE: Ottoman is not available on *KrugExpress*.

JORDAN | REPLACEMENT COMPONENTS

DESCRIPTION/MODEL	COM	COL	3	FABRIC GRADES			7	LEATHER	9	Yds	Weight	Cube
	1	2		4	5	6		8				
 21" Replaceable Patient Backs JOR2-RBP21	520	572	626	700	784	860	943	1050	1154	1.9	19	3.8
 24" Replaceable Patient Backs JOR2-RBP24	544	596	649	723	808	883	966	1072	1178	1.9	21	3.8
 30" Replaceable Patient Backs JOR2-RBP30	592	649	715	802	899	986	1084	1208	1330	2.21	24	4.8
 21" Replaceable Patient Back Covers JOR2-RBCP21	217	271	324	397	481	556	641	747	852	1.9	2.5	0.8
 24" Replaceable Patient Back Covers JOR2-RBCP24	221	274	327	402	414	560	645	751	862	1.9	2.7	0.8
 30" Replaceable Patient Back Covers JOR2-RBCP30	237	297	360	446	544	630	728	851	973	2.21	3	0.8
 21" Replacement Seat JOR2-RS21	367	387	412	448	486	522	563	613	663	.9	9	2.7
 24" Replacement Seat JOR2-RS24	381	407	431	467	506	543	583	632	682	.9	10	2.7
 30" Replacement Seat JOR2-RS30	467	499	528	571	619	663	713	774	834	.9	12	3.4
 44" Replacement Seat JOR2-RS44	615	645	677	719	768	811	861	920	983	.9	14	4.8
 Replacement Splash Guard JOR2-RSG21	83										1	.3
JOR2-RSG24	102										2	.4
JOR2-RSG30	143										3	.5
JOR2-RSG44	155										4	.6

JORDAN | REPLACEMENT COMPONENTS

		COM	COL		FABRIC GRADES			LEATHER					
DESCRIPTION/MODEL		1	2	3	4	5	6	7	8	9	Yds	Weight	Cube
	21" Replacement Seat Cover												
	JOR2-RSC21	73	144	169	203	243	280	320	369	420	1.0	1.6	.8
	24" Replacement Guest Seat Cover												
	JOR2-RSC24	77	148	173	207	248	283	323	374	423	1.0	1.7	.8
	30" Replacement Seat Cover												
	JOR2-RSC30	135	166	197	240	288	332	380	443	503	1.0	2	.8
	44" Replacement Seat Cover												
	JOR2-RSC44	139	170	201	243	292	335	384	447	506	1.0	2.5	.8
	Replacement Closed Arm Panel												
	JOR2-RCA	203	215	228	246	265	284	304	329	378	0.9	6.0	.8
	Replacement Side Frame - Start - Beech												
	JOR2-RSFS	245										7.5	1.4
	Replacement Side Frame - Start - Maple												
	JOR2-RSFS	305										7.5	1.4
	Replacement Side Frame - End - Beech												
	JOR2-RSFE	245										7.5	1.4
	Replacement Side Frame - End - Maple												
	JOR2-RSFE	305										7.5	1.4
	Replacement Side Frame with Urethane Cap - Start - Beech												
	JOR2-RSFSAC	286										7.5	1.4
	Replacement Side Frame with Urethane Cap - Start - Maple												
	JOR2-RSFSAC	346										7.5	1.4
	Replacement Side Frame with Urethane Cap - End - Beech												
	JOR2-RSFEAC	286										7.5	1.4
	Replacement Side Frame with Urethane Cap - End - Maple												
	JOR2-RSFEAC	346										7.5	1.4
	Replacement Arm Cap - Urethane												
	JOR2-RUA	66										1.5	.2
					Grade		Grade						
Replacement Arm Cap-Solid Surface					A- White		A- Color		Grade- B	Grade- C			
JOR2-RACSS					221		224		233	245		2	.2

JORDAN | MULTIPLE SEATING INSTRUCTIONS

To aid you in the process of specifying and ordering Jordan Multiple Seating, we have compiled the following summary. It explains the three different types of Jordan Multiple Seating – (a) Pre-Configured, (b) Start, Center & End Units and (c) the Freespan Multiple Units – including the features and considerations of each type, to assist in selecting the one that best suits each application. It is a requirement for all Jordan Multiple Seating orders, a drawing or plan view layout must accompany the order, so that we can verify that the specification is correct.

When building your multiple seating layout, please note that your order should start from left to right as you are facing the configuration.

Pre-Configured Multiple Units

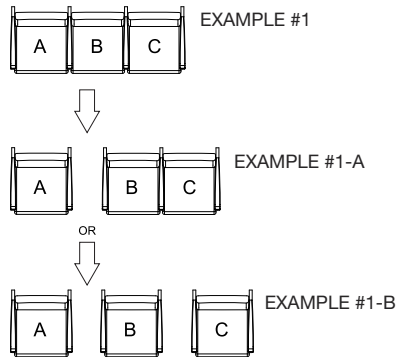
Pre-Configured Multiple Units are designed to be used when you have seating configurations that are 2-3 chair units in size (see picture below).

Two-Seat



Considerations if choosing to use Pre-Configured Units:

- Linking tables can be joined to either end of a Pre-Configured Multiple Unit, but not in-between
- There are no limitations to the number of Pre-Configured Multiple units that can be ganged together with the Jordan Linking Tables
- Pre-Configured Multiple Units are not available in 30" or 44" plus widths
- Pre-Configured Multiple Units are not designed to work with other multiple seating (Start, Center, End Units or Freespan Units) unless a Jordan Linking Table or linking brackets are used in-between the different types of multiple seating.
- Pre-Configured Multiple Units are built from Start, Center and End Units and therefore, can be reconfigured to singular or two-seater units. However, you may have to purchase additional components (arms, etc...) to be able to do this. See line drawings below for possible configurations that can be made from taking apart the Pre-Configured Multiple Units.



*Please note:

Example #1-A requires an additional end unit arm for chair A, and a start unit arm for chair B.


Example #1-B requires an additional end unit arm for chair A, a start and end unit arm for chair B, and a start unit arm for chair C.

Start, Center and End Multiple Seating Units

Start, Center and End Multiple Units are designed to be used when you have seating configurations that are greater than three chair units in size, and/or include 30" or 44" units (see picture below). Also, before you start to build your multiple seating layout, please note that your order should start from left to right as you are facing the chair, therefore begin the configuration with a Start Unit, then move to a Center Unit and finish with an End Unit.

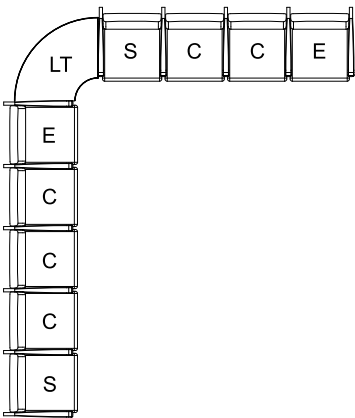
Considerations if choosing to use Start, Center and End Multiple Units:

- Start, Center and End units are available in all widths (21", 24", 30" & 44")
- There are no limitations to the amount of center units that can be ganged to a start or an end unit
- Jordan Linking Tables can be joined to any Jordan Start or End unit only (this is because the units are engineered with the finished arms)



JORDAN | MULTIPLE SEATING INSTRUCTIONS

See below for sample configurations of when you would use Start, Center and End Multiple Units.



Freespan Multiple Units

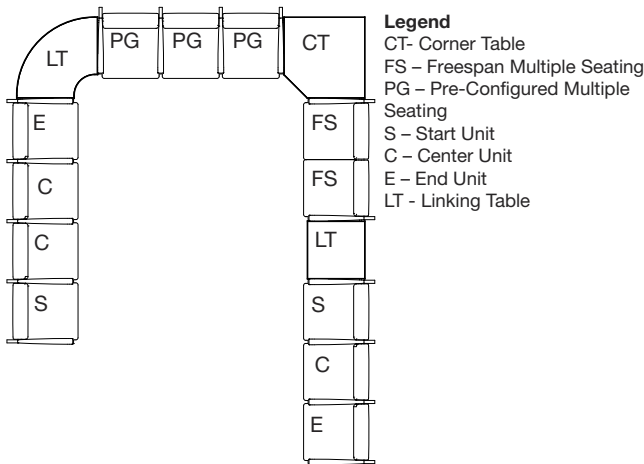
Freespan Multiple Units are designed to be used when you have seating configurations that are 2-3 chair units in size and a reduced number of legs are desirable. (see picture below).



Considerations if choosing to use Freespan Multiple Units:

- Freespan Multiple Units come with a choice of a pre-configured unit with or without a center arm
- The unit with the center arm increases the overall width of the unit by 1" per arm
- Linking tables can be joined to either side of a Freespan Multiple Unit, but not in-between
- There are no limitations to the number of Freespan Multiple units that can be ganged together with the Jordan Linking Tables or linking brackets.
- Freespan Multiple Units are not available in 30" or 44" plus widths
- Freespan Multiple Units are not designed to work with other multiple seating (Start, Center, End Units or Freespan Units) unless a Jordan Linking Table or linking brackets are used in-between the different types of multiple seating.

Below illustrates possible configurations when you could use all three types of Jordan Multiple Seating together.



For more information on how to specify Jordan Multiple Seating, please contact Customer Service directly at 1-888-578-5784.

JORDAN | MULTIPLE SEATING - PRECONFIGURED UNITS

DIMENSIONS & COM REQUIREMENTS

	Overall Width	Overall Depth	Overall Height	Seat Height	Height of Arms from Floor	Width Between Arms	Seat Depth	Shipping Weight	Cube	COM Seat & Back Yardage	COM Fabric Seat Yardage	COM Fabric Back Yardage	COM Fabric Closed Arm Panel Yardage
PCG21X2	47.75	27	34.25	18.5	26	20.5	19	72	28	3.2	1.8	2.8	1.35
PCP21X2	47.75	27	43.5	18.5	26	20.5	19	82	38	4.2	1.8	3.8	1.35
PCG21X3	70.5	27	34.25	18.5	26	20.5	19	103	41	4.8	2.7	4.2	1.8
PCP21X3	70.5	27	43.5	18.5	26	20.5	19	118	56	6.3	2.7	5.7	1.8
PCG24X2	53.75	27	34.25	18.5	26	23.5	19	79	31	3.8	1.8	2.8	1.35
PCP24X2	53.75	27	43.5	18.5	26	23.5	19	89	43	4.8	1.8	3.8	1.35
PCG24X3	79.5	27	34.25	18.5	26	23.5	19	115	46	5.7	2.7	4.2	1.8
PCP24X3	79.5	27	43.5	18.5	26	23.5	19	130	63	7.2	2.7	5.7	1.8

CONTRASTING BACKS, SEATS & CLOSED ARMS

Combination upholstery (more than one upholstery cover within the same unit) is an option on all Jordan upholstered products. When combination upholstery is with upholstery of the same grade or COM, an upcharge for dual fabrics is **\$32 list** per unit and **\$61 list** per unit for three fabrics. When graded in combination upholstery is selected, use the highest grade upholstery selected or contact Customer Service for a quote -please provide the fabrics specified and a description of where each fabric is to be applied on the product in order to obtain a quote.

PRE-CONFIGURED MULTIPLE UNITS	SEAT	GUEST BACK	PATIENT BACK	CLOSED ARM PANEL
PC21x2	1.8	2.8	3.8	1.35
PC21x3	2.7	4.2	5.7	1.8
PC24X2	1.8	2.8	3.8	1.35
PC24X3	2.7	4.2	5.7	1.8

Note: Some vinyls, leathers & upholsteries are not suitable for application on Jordan seating. Please refer to **Page 91** for C.O.M approval process.

Jordan Option Upcharges	\$ List	\$ List
CAL 133 & Moisture Barrier (per yard)	60	Solid Surface Arm Cap (per arm) - Gr A White 221
Removable Seat Covers	83	Solid Surface Arm Cap (per arm) - Gr A Color 224
21" & 24" - Removeable Back Covers	55	Solid Surface Arm Cap (per arm) - Gr B 233
21" & 24" Cleanable Under-seat Splashguard	38	Solid Surface Arm Cap (per arm) - Gr C 245
21" & 24" - Removeable Patient Back Covers	83	Kinetic Back option 112
Non-Marring Glide	35	

Patient backs are available on pre-configured units, please change the model number JOR2-PCG to JOR2-PCP and add the following upcharges per back:

Fabric Grades	(COM) 1	2	(COL) 3	4	5	6	7	8	9
21" Chair	250	295	339	443	528	588	660	735	808
24" Chair	264	316	357	472	549	631	705	792	874

WEIGHT CAPACITIES

Jordan weight capacities are as follows:
Pre-configured - 500 lbs per seat

PRE-CONFIGURED MULTIPLE UNITS

Two-Seat







Three-Seat



FEATURES:

For a complete list of features see **Page 3**.

JORDAN | MULTIPLE SEATING - PRECONFIGURED UNITS

DESCRIPTION/MODEL	Species	COM		COL		FABRIC GRADES				LEATHER	
		1	2	3	4	5	6	7	8	9	
	2 Seat - 21" Open Arm Pre-configured Unit, Guest Backs										
	JOR2-PCG21X2OPS	Beech	1933	2070	2209	2419	2626	2853	3080	3340	3809
	JOR2-PCG21X2OPS	Maple	2062	2202	2341	2548	2775	3009	3235	3497	3984
	21" Open Arm Urethane Cap Pre-configured Unit, Guest Backs										
	JOR2PCG21X2OPU	Beech	2122	2259	2397	2608	2817	3042	3270	3530	3998
	JOR2PCG21X2OPU	Maple	2253	2392	2531	2741	2965	3200	3424	3686	4172
	2 Seat - 21" Closed Arm Pre-configured Unit, Guest Backs										
	JOR2-PCG21X2CLS	Beech	2098	2236	2376	2584	2793	3019	3245	3506	3975
	JOR2-PCG21X2CLS	Maple	2229	2367	2507	2715	2941	3175	3399	3662	4149
	2 Seat - 21" Closed Arm Urethane Cap Pre-configured Unit, Guest Backs										
	JOR2-PCG21X2CLU	Beech	2286	2424	2565	2774	2982	3208	3435	3695	4165
	JOR2-PCG21X2CLU	Maple	2419	2558	2696	2906	3133	3365	3592	3851	4339
	3 Seat - 21" Open Arm Pre-configured Unit, Guest Backs										
	JOR2-PCG21X3OPS	Beech	2870	3080	3288	3593	3921	4244	4600	4999	5705
	JOR2-PCG21X3OPS	Maple	3070	3288	3497	3809	4156	4532	4905	5260	5964
	3 Seat - 21" Open Arm Urethane Cap Pre-configured Unit, Guest Backs										
	JOR2-PCG21X3OPU	Beech	3122	3331	3540	3845	4176	4497	4855	5255	5958
	JOR2-PCG21X3OPU	Maple	3323	3540	3749	4061	4410	4784	5158	5515	6218
	3 Seat - 21" Closed Arm Pre-configured Unit, Guest Backs										
	JOR2-PCG21X3CLS	Beech	3092	3300	3508	3815	4143	4464	4823	5222	5925
	JOR2-PCG21X3CLS	Maple	3292	3508	3718	4030	4379	4754	5124	5483	6186
	21" Closed Arm Urethane Cap Pre-configured Unit, Guest Backs										
	JOR2-PCG21X3CLU	Beech	3344	3554	3761	4068	4396	4719	5076	5474	6180
	JOR2-PCG21X3CLU	Maple	3544	3761	3971	4283	4632	5006	5379	5735	6437

ORDERING NOTES:

A drawing showing the configuration of the multiple seating and tables is required with each purchase order.

Combination upholstery (more than one upholstery cover within the same unit) is an option on all Jordan upholstered products. When combination upholstery is with upholstery of the same grade or COM, an upcharge for dual fabrics is **\$31 list per unit and \$60 list** per unit for three fabrics. When graded in combination upholstery is selected, use the highest grade upholstery selected or contact Customer Service for a quote -please provide the fabrics specified and a description of where each fabric is to be applied on the product in order to obtain a quote.

Jordan Option Upcharges	\$ List		\$ List
CAL 133 & Moisture Barrier (per yard)	60	Solid Surface Arm Cap (per arm) - Gr A White	221
Removable Seat Covers	83	Solid Surface Arm Cap (per arm) - Gr A Color	224
21" & 24" - Removeable Back Covers	55	Solid Surface Arm Cap (per arm) - Gr B	233
21" & 24" Cleanable Under-seat Splashguard	38	Solid Surface Arm Cap (per arm) - Gr C	245
21" & 24" - Removeable Patient Back Covers	83	Kinetic Back option	112
Non-Marring Glide	35		

Patient backs are available on pre-configured units, please change the model number JOR2-PCG to JOR2-PCP and add the following upcharges per back:

Fabric Grades	(COM) 1	2	(COL) 3	4	5	6	7	8	9
21" Chair	250	295	339	443	528	588	660	735	808
24" Chair	264	316	357	472	549	631	705	792	874

PRODUCT CODE KEY

Line	Series	Chair Type	Back Type	Size	Arm Type
JOR	2	PC	G	21X2	OPS
Jordan	Chair	Pre-configured Multiple Unit	Guest Back		Open Arm
			P	21X3	OPU
			Patient Back		Open Arm Urethane Arm Cap
				24X2	CLS
					Closed Arm
				24X3	CLU
					Closed Arm Urethane Arm Cap

JORDAN | MULTIPLE SEATING - PRECONFIGURED UNITS

DESCRIPTION/MODEL	Species	COM		COL		FABRIC GRADES				LEATHER	
		1	2	3	4	5	6	7	8	9	
	2 Seat - 24" Open Arm Pre-configured Unit, Guest Backs										
	JOR2-PCG24X2OPS	Beech	2047	2189	2332	2545	2758	3007	3220	3488	3967
	JOR2-PCG24X2OPS	Maple	2199	2340	2480	2697	2930	3167	3398	3665	4163
	24" Open Arm Urethane Cap Pre-configured Unit, Guest Backs										
	JOR2-PCG24X2OPU	Beech	2241	2382	2523	2740	2952	3204	3415	3680	4162
	JOR2-PCG24X2OPU	Maple	2393	2537	2677	2889	3122	3361	3592	3860	4355
	2 Seat - 24" Closed Arm Pre-configured Unit, Guest Backs										
	JOR2-PCG24X2CLS	Beech	2215	2358	2501	2716	2930	3177	3391	3657	4137
	JOR2-PCG24X2CLS	Maple	2369	2511	2652	2867	3098	3336	3568	3835	4333
	24" Closed Arm Urethane Cap Pre-configured Unit, Guest Backs										
	JOR2-PCG24X2CLU	Beech	2410	2551	2695	2908	3122	3372	3584	3850	4331
	JOR2-PCG24X2CLU	Maple	2562	2703	2847	3059	3292	3532	3763	4028	4526
	3 Seat - 24" Open Arm Pre-configured Unit, Guest Backs										
	JOR2-PCG24X3OPS	Beech	3043	3255	3470	3781	4119	4448	4813	5223	5942
	JOR2-PCG24X3OPS	Maple	3266	3488	3702	4022	4376	4762	5140	5525	6227
	24" Open Arm Urethane Cap Pre-configured Unit, Guest Backs										
	JOR2-PCG24X3OPU	Beech	3303	3516	3726	4039	4378	4705	5072	5480	6201
	JOR2-PCG24X3OPU	Maple	3523	3746	3960	4279	4636	5018	5400	5784	6484
	3 Seat - 24" Closed Arm Pre-configured Unit, Guest Backs										
	JOR2-PCG24X3CLS	Beech	3268	3483	3696	4008	4345	4674	5038	5447	6168
	JOR2-PCG24X3CLS	Maple	3491	3713	3928	4247	4603	4984	5367	5749	6453
	24" Closed Arm Urethane Cap Pre-configured Unit, Guest Backs										
	JOR2-PCG24X3CLU	Beech	3529	3741	3954	4265	4604	4933	5299	5707	6426
	JOR2-PCG24X3CLU	Maple	3750	3974	4185	4507	4863	5242	5626	6009	6711

ORDERING NOTES:

A drawing showing the configuration of the multiple seating and tables is required with each purchase order.

Combination upholstery (more than one upholstery cover within the same unit) is an option on all Jordan upholstered products. When combination upholstery is with upholstery of the same grade or COM, an upcharge for dual fabrics is **\$31 list per unit and \$60 list** per unit for three fabrics. When graded in combination upholstery is selected, use the highest grade upholstery selected or contact Customer Service for a quote -please provide the fabrics specified and a description of where each fabric is to be applied on the product in order to obtain a quote.

Jordan Option Upcharges	\$ List	\$ List
CAL 133 & Moisture Barrier (per yard)	60	Solid Surface Arm Cap (per arm) - Gr A White 226
Removable Seat Covers	83	Solid Surface Arm Cap (per arm) - Gr A Color 229
21" & 24" - Removeable Back Covers	55	Solid Surface Arm Cap (per arm) - Gr B 238
21" & 24" Cleanable Under-seat Splashguard	38	Solid Surface Arm Cap (per arm) - Gr C 250
21" & 24" - Removeable Patient Back Covers	83	Kinetic Back option 114
Non-Marring Glide	35	

Patient backs are available on pre-configured units, please change the model number JOR2-PCG to JOR2-PCP and add the following upcharges per back:

Fabric Grades	(COM) 1	2	(COL) 3	4	5	6	7	8	9
21" Chair	250	295	339	443	528	588	660	735	808
24" Chair	264	316	357	472	549	631	705	792	874

PRODUCT CODE KEY

Line	Series	Chair Type	Back Type	Size	Arm Type
JOR	2	PC	G	21X2	OPS
Jordan	Chair	Pre-configured Multiple Unit	Guest Back		Open Arm
			P	21X3	OPU
			Patient Back		Open Arm Urethane Arm Cap
				24X2	CLS
					Closed Arm
				24X3	CLU
					Closed Arm Urethane Arm Cap

JORDAN | MULTIPLE SEATING - START, CENTER & END UNITS

DIMENSIONS & COM REQUIREMENTS

JORDAN MULTIPLE START UNITS

	Overall Width	Overall Depth	Overall Height	Seat Height	Height of Arms from Floor	Width Between Arms	Seat Depth	Shipping Weight	Cube	COM Seat & Back Yardage	COM Fabric Seat Yardage	COM Fabric Back Yardage	COM Fabric Closed Arm Panel (1 Arm) Yardage	COM Fabric Closed Arm Panel (2 Arms) Yardage
SG21	25	27	34.25	18.5	26	20.5	19	42	14	1.6	0.9	1.4	0.45	0.9
SP21	25	27	43.5	18.5	26	20.5	19	47	17	2.2	0.9	1.9	0.45	0.9
SG24	28	27	34.25	18.5	26	23.5	19	46	19	1.6	0.9	1.4	0.45	0.9
SP24	28	27	43.5	18.5	26	23.5	19	51	22	2.2	0.9	1.9	0.45	0.9
SG30	34	27	34.25	18.5	26	29.5	19	52	20	2.7	0.9	1.6	0.45	0.9
SP30	34	27	43.5	18.5	26	29.5	19	59	28	3.1	0.9	2.21	0.45	0.9
SG44	48	27	34.25	18.5	26	43.5	19	69	28	2.7	0.9	1.6	0.45	0.9

JORDAN MULTIPLE CENTER UNITS

	Overall Width	Overall Depth	Overall Height	Seat Height	Height of Arms from Floor	Width Between Arms	Seat Depth	Shipping Weight	Cube	COM Seat & Back Yardage	COM Fabric Seat Yardage	COM Fabric Back Yardage	COM Fabric Closed Arm Panel Yardage
CG21	22.75	27	34.25	18.5	26	20.5	19	40	14	1.6	0.9	1.4	0.45
CP21	22.75	27	43.5	18.5	26	20.6	19	42	17	2.2	0.9	1.9	0.45
CG24	25.75	27	34.25	18.5	26	23.5	19	45	19	1.6	0.9	1.4	0.45
CP24	25.75	27	43.5	18.5	26	23.5	19	46	22	2.2	0.9	1.9	0.45
CG30	31.75	27	34.25	18.5	26	29.5	19	50	20	2.7	0.9	1.6	0.45
CP30	31.75	27	43.5	18.5	26	29.5	19	54	28	3.1	0.9	2.21	0.45
CG44	45.75	27	34.25	18.5	26	43.5	19	69	28	2.7	0.9	1.6	0.45

JORDAN MULTIPLE END UNITS

	Overall Width	Overall Depth	Overall Height	Seat Height	Height of Arms from Floor	Width Between Arms	Seat Depth	Shipping Weight	Cube	COM Seat & Back Yardage	COM Fabric Seat Yardage	COM Fabric Back Yardage	COM Fabric Closed Arm Panel Yardage
EG21	22.75	27	34.25	18.5	26	20.5	19	40	14	1.6	0.9	1.4	0.45
EP21	22.75	27	43.5	18.5	26	20.5	19	42	17	2.2	0.9	1.9	0.45
EG24	25.75	27	34.25	18.5	26	23.5	19	45	19	1.6	0.9	1.4	0.45
EP24	25.75	27	43.5	18.5	26	23.5	19	46	22	2.2	0.9	1.9	0.45
EG30	31.75	27	34.25	18.5	26	29.5	19	50	20	2.7	0.9	1.6	0.45
EP30	31.75	27	43.5	18.5	26	29.5	19	54	28	3.1	0.9	2.21	0.45
EG44	45.75	27	34.25	18.5	26	43.5	19	69	28	2.7	0.9	1.6	0.45

ORDERING NOTES: A drawing showing the configuration of the multiple seating and tables is required with each purchase order.

Combination upholstery (more than one upholstery cover within the same unit) is an option on all Jordan upholstered products. When combination upholstery is with upholstery of the same grade or COM, an upcharge for dual fabrics is **\$31 list** per unit and **\$60 list** per unit for three fabrics. When graded in combination upholstery is selected, use the highest grade upholstery selected or contact Customer Service for a quote -please provide the fabrics specified and a description of where each fabric is to be applied on the product in order to obtain a quote.

Jordan Guest Option Upcharges	\$ List		\$ List
CAL 133 & Moisture Barrier (per yard)	60	21" & 24" Cleanable Under-seat Splashguard	38
Removable Seat Covers	83	30" Cleanable Under-seat Splashguard	45
21" & 24" - Removeable Guest Back Covers	55	44" Cleanable Under-seat Splashguard	60
30" & 44" - Removable Guest Back Covers	83	Solid Surface Arm Cap (per arm) - Gr A White	221
21" & 24" - Removeable Patient Back Covers	83	Solid Surface Arm Cap (per arm) - Gr A Color	224
30" - Removeable Patient Back Covers	132	Solid Surface Arm Cap (per arm) - Gr B	233
Kinetic Back option (not available for 30" & 44")	112	Solid Surface Arm Cap (per arm) - Gr C	245
Non-Marring Glide	35		

Patient backs are available on pre-configured units, please change the model number JOR2-PCG to JOR2-PCP and add the following upcharges per back:

Fabric Grades	(COM) 1	2	(COL) 3	4	5	6	7	8	9
21" Chair	250	295	339	443	528	588	660	735	808
24" Chair	264	316	357	472	549	631	705	792	874

START, CENTER, & END MULTIPLE UNITS
Start Unit Center Unit End Unit

WEIGHT CAPACITIES







Jordan weight capacities are as follows:
Multiple Seating & Pre-configured - 500 lbs per seat

FEATURES:

For a complete list of features see [Page 3](#).



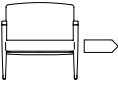
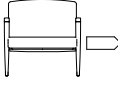
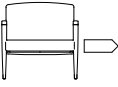
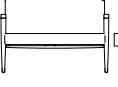


JORDAN | MULTIPLE SEATING - START, CENTER & END UNITS

DESCRIPTION/MODEL		Species	COM	FABRIC GRADES				LEATHER			
			1	2	3	4	5	6	7	8	9
	21" Open Arm Start Unit, Guest Back										
	JOR2-SG21OPS	Beech	1086	1167	1247	1361	1488	1612	1745	1895	2162
	JOR2-SG21OPS	Maple	1167	1247	1327	1443	1576	1719	1860	1991	2259
	21" Open Arm Urethane Cap Start Unit, Guest Back										
	JOR2-SG21OPU	Beech	1216	1296	1375	1493	1617	1743	1874	2025	2292
	JOR2-SG21OPU	Maple	1296	1375	1455	1572	1705	1847	1989	2121	2389
	21" Closed Arm Start Unit, Guest Back										
	JOR2-SG21CLS	Beech	1199	1279	1359	1475	1599	1723	1858	2009	2276
	JOR2-SG21CLS	Maple	1279	1359	1442	1555	1688	1832	1976	2106	2373
	21" Closed Arm Urethane Cap Start Unit, Guest Back										
	JOR2-SG21CLU	Beech	1328	1409	1489	1606	1729	1853	1986	2139	2405
	JOR2-SG21CLU	Maple	1409	1489	1570	1685	1818	1961	2104	2237	2503
	21" Closed Arm / Open Center Arm Start Unit, Guest Back										
	JOR2-SG21COS	Beech	1141	1222	1304	1419	1544	1669	1801	1953	2219
	JOR2-SG21COS	Maple	1222	1304	1385	1499	1632	1774	1916	2051	2317
	21" Closed Arm / Open Center Arm Urethane Cap Start Unit, Guest Back										
	JOR2-SG21COU	Beech	1273	1354	1432	1548	1674	1799	1930	2081	2349
	JOR2-SG21COU	Maple	1354	1432	1515	1627	1761	1906	2047	2178	2447
	24" Open Arm Start Unit, Guest Back										
	JOR2-SG24OPS	Beech	1115	1192	1274	1388	1515	1637	1772	1922	2189
	JOR2-SG24OPS	Maple	1203	1281	1361	1478	1612	1752	1895	2030	2294
	24" Open Arm Urethane Cap Start Unit, Guest Back										
	JOR2-SG24OPU	Beech	1244	1321	1403	1519	1643	1768	1901	2052	2318
	JOR2-SG24OPU	Maple	1330	1411	1493	1607	1743	1883	2025	2159	2424
	24" Closed Arm Start Unit, Guest Back										
	JOR2-SG24CLS	Beech	1226	1307	1387	1501	1626	1750	1885	2035	2302
	JOR2-SG24CLS	Maple	1315	1395	1475	1591	1723	1866	2009	2143	2409
	24" Closed Arm Urethane Cap Start Unit, Guest Back										
	JOR2-SG24CLU	Beech	1356	1436	1517	1630	1756	1881	2014	2164	2432
	JOR2-SG24CLU	Maple	1446	1525	1606	1720	1853	1993	2139	2272	2539
	24" Closed Arm / Open Center Arm Start Unit, Guest Back										
	JOR2-SG24COS	Beech	1171	1249	1329	1446	1570	1693	1829	1979	2245
	JOR2-SG24COS	Maple	1260	1338	1419	1534	1669	1811	1953	2085	2351
	24" Closed Arm / Open Center Arm Urethane Cap Start Unit, Guest Back										
	JOR2-SG24COU	Beech	1301	1377	1457	1575	1701	1824	1958	2108	2375
	JOR2-SG24COU	Maple	1388	1470	1548	1662	1799	1940	2081	2214	2479

PRODUCT CODE KEY

Line	Series	Chair Type	Back Type	Size	Arm Type
JOR	2	S	G	21	OPS
Jordan	Chair	Start Unit Multiple Seating	Guest Back		Open Arm
			P	24	OPU
			Patient Back (21" & 24" only)		Open Arm Urethane Arm Cap
				30	CLS
					Closed Arm
				44	CLU
					Closed Arm Urethane Arm Cap
					COS
					Closed Start Arm/ Open Center Arm
					COU
					Closed Start Arm/ Open Center Arm Urethane Arm Cap

JORDAN | MULTIPLE SEATING - START, CENTER & END UNITS

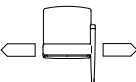
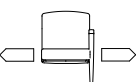
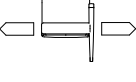
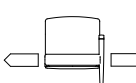
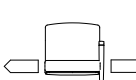
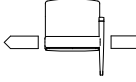
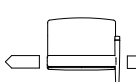
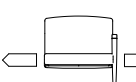

DESCRIPTION/MODEL		Species	COM	2	COL	FABRIC GRADES				LEATHER	
			1		3	4	5	6	7	8	9
	30" Open Arm Start Unit, Guest Back										
	JOR2-SG30OPS	Beech	1451	1593	1719	1933	2146	2358	2572	2786	3124
	JOR2-SG30OPS	Maple	1558	1702	1844	2056	2271	2480	2697	2909	3248
	30" Open Arm Urethane Cap Start Unit, Guest Back										
	JOR2-SG30OPU	Beech	1580	1722	1847	2061	2275	2489	2701	2915	3253
	JOR2-SG30OPU	Maple	1687	1830	1973	2186	2399	2614	2824	3039	3376
	30" Closed Arm Start Unit, Guest Back										
	JOR2-SG30CLS	Beech	1565	1707	1832	2046	2258	2473	2685	2902	3236
	JOR2-SG30CLS	Maple	1673	1814	1956	2170	2382	2597	2810	3025	3361
	30" Closed Arm Urethane Cap Start Unit, Guest Back										
	JOR2-SG30CLU	Beech	1693	1837	1961	2174	2386	2602	2814	3030	3366
	JOR2-SG30CLU	Maple	1801	1942	2085	2300	2513	2725	2938	3152	3490
	30" Closed Arm/Open Center Arm Start Unit, Guest Back										
	JOR2-SG30COS	Beech	1507	1651	1774	1988	2203	2417	2630	2842	3181
	JOR2-SG30COS	Maple	1616	1757	1899	2114	2325	2541	2751	2965	3305
	30" Closed Arm/Open Center Arm Urethane Cap Start Unit, Guest Back										
	JOR2-SG30COU	Beech	1637	1780	1906	2117	2332	2545	2758	2972	3309
	JOR2-SG30COU	Maple	1745	1887	2030	2243	2455	2670	2882	3096	3435
	44" Open Arm Start Unit, Guest Back										
	JOR2-SG44OPS	Beech	1736	1914	2064	2314	2572	2829	3088	3346	3746
	JOR2-SG44OPS	Maple	1867	2047	2207	2466	2723	2981	3237	3488	3896
	44" Open Arm Urethane Cap Start Unit, Guest Back										
	JOR2-SG44OPU	Beech	1865	2043	2192	2444	2701	2958	3218	3474	3877
	JOR2-SG44OPU	Maple	2000	2176	2336	2593	2852	3110	3367	3616	4025
	44" Closed Arm Start Unit, Guest Back										
	JOR2-SG44CLS	Beech	1848	2027	2177	2426	2685	2942	3204	3458	3860
	JOR2-SG44CLS	Maple	1982	2160	2320	2577	2836	3093	3350	3600	4009
	44" Closed Arm Urethane Cap Start Unit, Guest Back										
	JOR2-SG44CLU	Beech	1979	2157	2307	2556	2814	3074	3331	3587	3987
	JOR2-SG44CLU	Maple	2113	2288	2449	2708	2964	3222	3482	3730	4138
	44" Closed Arm/Open Center Arm Start Unit, Guest Back										
	JOR2-SG44COS	Beech	1793	1971	2119	2371	2630	2886	3144	3402	3803
	JOR2-SG44COS	Maple	1924	2104	2261	2521	2779	3036	3296	3544	3953
	44" Closed Arm/Open Center Arm Urethane Cap Start Unit, Guest Back										
	JOR2-SG44COU	Beech	1922	2102	2249	2500	2758	3014	3274	3532	3932
	JOR2-SG44COU	Maple	2055	2233	2393	2651	2908	3167	3422	3673	4081

Please see **Page 21** for **Ordering Notes** and **Yardage** requirements.

PRODUCT CODE KEY

Line	Series	Chair Type	Back Type	Size	Arm Type
JOR	2	S	G	21	OPS
Jordan	Chair	Start Unit Multiple Seating	Guest Back		Open Arm
			P	24	OPU
			Patient Back (21" & 24" only)		Open Arm Urethane Arm Cap
				30	CLS
					Closed Arm
				44	CLU
					Closed Arm Urethane Arm Cap
					COS
					Closed Start Arm/ Open Center Arm
					COU
					Closed Start Arm/ Open Center Arm Urethane Arm Cap

JORDAN | MULTIPLE SEATING - START, CENTER & END UNITS

DESCRIPTION/MODEL		Species	COM	COL			FABRIC GRADES			LEATHER	
			1	2	3	4	5	6	7	8	9
	21" Open Arm Center Unit, Guest Back										
	JOR2-CG21OPS	Beech	981	1059	1140	1258	1379	1503	1637	1789	2056
	JOR2-CG21OPS	Maple	1052	1140	1220	1336	1471	1612	1752	1887	2152
	21" Open Arm Urethane Cap Center Unit, Guest Back										
	JOR2-CG21OPU	Beech	1043	1125	1205	1320	1446	1570	1703	1853	2119
	JOR2-CG21OPU	Maple	1116	1205	1285	1401	1534	1676	1818	1952	2218
	21" Closed Arm Center Unit, Guest Back										
	JOR2-CG21CLS	Beech	1037	1117	1196	1313	1437	1562	1693	1846	2114
	JOR2-CG21CLS	Maple	1107	1196	1277	1391	1526	1669	1811	1942	2210
	21" Closed Arm Urethane Cap Center Unit, Guest Back										
	JOR2-CG21CLU	Beech	1102	1182	1261	1376	1501	1626	1758	1910	2177
	JOR2-CG21CLU	Maple	1172	1261	1343	1455	1591	1733	1875	2008	2275
	24" Open Arm Center Unit, Guest Back										
	JOR2-CG24OPS	Beech	1008	1086	1167	1281	1405	1528	1663	1815	2081
	JOR2-CG24OPS	Maple	1094	1175	1258	1372	1503	1637	1789	1922	2189
	24" Open Arm Urethane Cap Center Unit, Guest Back										
	JOR2-CG24OPU	Beech	1072	1150	1232	1347	1472	1594	1729	1881	2147
	JOR2-CG24OPU	Maple	1160	1240	1320	1436	1570	1703	1853	1986	2254
	24" Closed Arm Center Unit, Guest Back										
	JOR2-CG24CLS	Beech	1061	1142	1222	1338	1464	1589	1721	1873	2139
	JOR2-CG24CLS	Maple	1151	1232	1313	1427	1562	1693	1846	1979	2245
	24" Closed Arm Urethane Cap Center Unit, Guest Back										
	JOR2-CG24CLU	Beech	1128	1208	1288	1403	1527	1652	1786	1937	2205
	JOR2-CG24CLU	Maple	1217	1296	1376	1493	1626	1758	1910	2043	2309
	30" Open Arm Center Unit, Guest Back										
	JOR2-CG30OPS	Beech	1345	1488	1612	1826	2037	2252	2466	2679	3015
	JOR2-CG30OPS	Maple	1451	1593	1736	1951	2162	2377	2590	2805	3140
	30" Open Arm Urethane Cap Center Unit, Guest Back										
	JOR2-CG30OPU	Beech	1409	1550	1676	1889	2104	2317	2530	2744	3081
	JOR2-CG30OPU	Maple	1517	1659	1801	2014	2229	2442	2653	2868	3207
	30" Closed Arm Center Unit, Guest Back										
	JOR2-CG30CLS	Beech	1402	1544	1669	1882	2094	2308	2521	2735	3075
	JOR2-CG30CLS	Maple	1507	1651	1793	2007	2219	2433	2647	2860	3197
	30" Closed Arm Urethane Cap Center Unit, Guest Back										
	JOR2-CG30CLU	Beech	1468	1608	1733	1945	2160	2373	2588	2799	3138
	JOR2-CG30CLU	Maple	1574	1716	1858	2071	2285	2497	2710	2922	3263

Please see **Page 21** for **Ordering Notes** and **Yardage** requirements.

PRODUCT CODE KEY

Line	Series	Chair Type	Back Type	Size	Arm Type
JOR	2	C	G	21	OPS
Jordan	Chair	Center Unit Multiple Seating	Guest Back		Open Arm
			P	24	OPU
			Patient Back (21" & 24" only)		Open Arm Urethane Arm Cap
				30	CLS
					Closed Arm
				44	CLU
					Closed Arm Urethane Arm Cap

JORDAN | MULTIPLE SEATING - START, CENTER & END UNITS

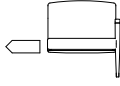


DESCRIPTION/MODEL	Species	COM 1	2	COL 3	4	FABRIC GRADES 5	6	7	LEATHER 8	9
	44" Open Arm Center Unit, Guest Back									
	JOR2-CG44OPS Beech	1629	1806	1958	2207	2466	2723	2981	3237	3639
	JOR2-CG44OPS Maple	1761	1940	2102	2358	2616	2874	3131	3379	3789
	44" Open Arm Urethane Cap Center Unit, Guest Back									
	JOR2-CG44CLU Beech	1693	1873	2021	2272	2530	2787	3047	3304	3705
	JOR2-CG44CLU Maple	1827	2006	2164	2423	2680	2938	3196	3445	3854
	44" Closed Arm Center Unit, Guest Back									
	JOR2-CG44CLS Beech	1686	1862	2014	2261	2521	2779	3036	3296	3696
	JOR2-CG44CLS Maple	1818	1993	2157	2417	2673	2932	3187	3439	3846
	44" Closed Arm Urethane Cap Center Unit, Guest Back									
	JOR2-CG44CLU Beech	1750	1929	2079	2327	2588	2844	3103	3359	3761
	JOR2-CG44CLU Maple	1884	2061	2220	2478	2736	2997	3253	3501	3910
	21" Open Arm End Unit, Guest Back									
	JOR2-EG21OPS Beech	981	1059	1140	1258	1379	1503	1637	1789	2056
	JOR2-EG21OPS Maple	1052	1140	1220	1336	1471	1612	1752	1887	2152
	21" Open Arm Urethane Cap End Unit, Guest Back									
	JOR2-EG21OPU Beech	1043	1125	1205	1320	1446	1570	1703	1853	2119
	JOR2-EG21OPU Maple	1116	1205	1285	1401	1534	1676	1818	1952	2218
	21" Closed Arm End Unit, Guest Back									
	JOR2-EG21CLS Beech	1037	1117	1196	1313	1437	1562	1693	1846	2114
	JOR2-EG21CLS Maple	1107	1196	1277	1391	1526	1669	1811	1942	2210
	21" Closed Arm Urethane Cap End Unit, Guest Back									
	JOR2-EG21CLU Beech	1102	1182	1261	1376	1501	1626	1758	1910	2177
	JOR2-EG21CLU Maple	1172	1261	1343	1455	1591	1733	1875	2008	2275
	24" Open Arm End Unit, Guest Back									
	JOR2-EG24OPS Beech	1008	1086	1167	1281	1405	1529	1663	1815	2081
	JOR2-EG24OPS Maple	1094	1175	1258	1372	1503	1637	1789	1922	2189
	24" Open Arm Urethane Cap End Unit, Guest Back									
	JOR2-EG24OPU Beech	1072	1150	1232	1347	1472	1594	1729	1881	2147
	JOR2-EG24OPU Maple	1160	1240	1320	1436	1570	1703	1853	1986	2254
	24" Closed Arm End Unit, Guest Back									
	JOR2-EG24CLS Beech	1061	1142	1222	1338	1464	1589	1721	1873	2139
	JOR2-EG24CLS Maple	1151	1232	1313	1427	1562	1693	1846	1979	2245
	24" Closed Arm Urethane Cap End Unit, Guest Back									
	JOR2-EG24CLU Beech	1128	1208	1288	1403	1527	1652	1786	1937	2205
	JOR2-EG24CLU Maple	1217	1296	1376	1493	1626	1758	1910	2043	2309
	30" Open Arm End Unit, Guest Back									
	JOR2-EG30OPS Beech	1345	1488	1612	1826	2037	2252	2466	2679	3015
	JOR2-EG30OPS Maple	1451	1593	1736	1951	2162	2377	2590	2805	3140
	30" Open Arm Urethane Cap End Unit, Guest Back									
	JOR2-EG30OPU Beech	1409	1550	1676	1889	2104	2317	2530	2744	3081
	JOR2-EG30OPU Maple	1517	1659	1801	2014	2229	2442	2653	2868	3207
	30" Closed Arm End Unit, Guest Back									
	JOR2-EG30CLS Beech	1409	1550	1676	1889	2104	2317	2530	2744	3081

Please see **Page 21** for **Ordering Notes** and **Yardage** requirements.

PRODUCT CODE KEY

Line	Series	Chair Type	Back Type	Size	Arm Type
JOR	2	C	G	21	OPS
Jordan	Chair	Center Unit Multiple Seating	Guest Back		Open Arm
		E	P	24	OPU
			Patient Back (21" & 24" only)		Open Arm Urethane Arm Cap
				30	CLS
					Closed Arm
				44	CLU
					Closed Arm Urethane Arm Cap

JORDAN | MULTIPLE SEATING - START, CENTER & END UNITS

DESCRIPTION/MODEL	Species	COM		COL		FABRIC GRADES			LEATHER	
		1	2	3	4	5	6	7	8	9
	30" Closed Arm End Unit, Guest Back									
	JOR2-EG30CLS	Beech	1402	1544	1669	1882	2094	2308	2521	2735
	JOR2-EG30CLS	Maple	1507	1651	1793	2007	2219	2433	2647	2860
	30" Closed Arm Urethane Cap End Unit, Guest Back									
	JOR2-EG30CLU	Beech	1468	1608	1733	1945	2160	2373	2588	2799
	JOR2-EG30CLU	Maple	1574	1716	1858	2071	2285	2497	2710	2922
	44" Open Arm End Unit, Guest Back									
	JOR2-EG44OPS	Beech	1629	1806	1958	2207	2466	2723	2981	3237
	JOR2-EG44OPS	Maple	1761	1940	2102	2358	2616	2874	3131	3379
	44" Open Arm Urethane Cap End Unit, Guest Back									
	JOR2-EG44OPU	Beech	1693	1873	2021	2272	2530	2787	3047	3304
	JOR2-EG44OPU	Maple	1827	2006	2164	2423	2680	2938	3196	3445
	44" Closed Arm End Unit, Guest Back									
	JOR2-EG44CLS	Beech	1686	1862	2014	2261	2521	2779	3036	3296
	JOR2-EG44CLS	Maple	1818	1993	2157	2417	2673	2932	3187	3439
	44" Closed Arm Urethane Cap End Unit, Guest Back									
	JOR2-EG44CLU	Beech	1750	1929	2079	2327	2588	2844	3103	3359
	JOR2-EG44CLU	Maple	1884	2061	2220	2478	2736	2997	3253	3501

Please see **Page 21** for **Ordering Notes** and **Yardage** requirements.

Jordan Guest Option Upcharges		\$ List	
CAL 133 & Moisture Barrier (per yard)	60	21" & 24" Cleanable Under-seat Splashguard	38
Removable Seat Covers	83	30" Cleanable Under-seat Splashguard	45
21" & 24" - Removeable Guest Back Covers	55	44" Cleanable Under-seat Splashguard	60
30" & 44" - Removeable Guest Back Covers	83	Solid Surface Arm Cap (per arm) - Gr A White	221
21" & 24" - Removeable Patient Back Covers	83	Solid Surface Arm Cap (per arm) - Gr A Color	224
30" - Removeable Patient Back Covers	13	Solid Surface Arm Cap (per arm) - Gr B	233
Kinetic Back option (not available for 30" & 44")	112	Solid Surface Arm Cap (per arm) - Gr C	245
Non-Marring Glide	35		

Patient backs are available on pre-configured units, please change the model number JOR2-PCG to JOR2-PCP and add the following upcharges per back:

Fabric Grades	(COM) 1	2	(COL) 3	4	5	6	7	8	9
21" Chair	250	295	339	443	528	588	660	735	808
24" Chair	264	316	357	472	549	631	705	792	874

PRODUCT CODE KEY

Line	Series	Chair Type	Back Type	Size	Arm Type
JOR	2	E	G	21	OPS
Jordan	Chair	End Unit Multiple Seating	Guest Back		Open Arm
			P	24	OPU
			Patient Back (21" & 24" only)		Open Arm Urethane Arm Cap
				30	CLS
					Closed Arm
				44	CLU
					Closed Arm Urethane Arm Cap

JORDAN | MULTIPLE SEATING - FREESPAN UNITS

DIMENSIONS & COM REQUIREMENTS

UNIT WITH NO CENTER ARM

	Overall Width	Overall Depth	Overall Height	Seat Height	Height of Arms from Floor	Width Between Arms	Seat Depth	Shipping Weight	Cube	COM Seat & Back Yardage	COM Fabric Seat Yardage	COM Fabric Back Yardage	COM Fabric Closed Arm Panel Yardage
PCFG21X2A	46.5	27	34.25	18.5	26	42	19	70	28	3.2	1.8	2.8	0.9
PCFP21X2A	46.5	27	43.5	18.5	26	42	19	80	37	4.2	1.8	3.8	0.9
PCFG21X3A	68	27	34.25	18.5	26	63.5	19	99	40	4.8	2.7	4.2	0.9
PCFP21X3A	68	27	43.5	18.5	26	63.5	19	114	54	6.3	2.7	5.7	0.9
PCFG24X2A	52.5	27	34.25	18.5	26	48	19	77	30	3.8	1.8	2.8	0.9
PCFP24X2A	52.5	27	43.5	18.5	26	48	19	87	42	4.8	1.8	3.8	0.9
PCFG24X3A	77	27	34.25	18.5	26	72.5	19	111	45	5.7	2.7	4.2	0.9
PCFP24X3A	77	27	43.5	18.5	26	72.5	19	126	61	7.2	2.7	5.7	0.9

UNIT WITH CENTER ARM

	Overall Width	Overall Depth	Overall Height	Seat Height	Height of Arms from Floor	Width Between Arms	Seat Depth	Shipping Weight	Cube	COM Seat & Back Yardage	COM Fabric Seat Yardage	COM Fabric Back Yardage
PCFG21X2B	47.5	27	34.5	18.5	26	20.5	19	73	28	3.2	1.8	2.4
PCFP21X2B	47.5	27	43.5	18.5	26	20.5	19	83	38	4.2	1.8	3.8
PCFG21X3B	70.5	27	34.5	18.5	26	20.5	19	105	40	4.8	2.7	3.8
PCFP21X3B	70.5	27	43.5	18.5	26	20.5	19	120	56	6.3	2.7	5.7
PCFG24X2B	53.5	27	34.5	18.5	26	23.5	19	80	30	3.8	1.8	2.4
PCFP24X2B	53.5	27	43.5	18.5	26	23.5	19	90	43	4.8	1.8	3.8
PCFG24X3B	79.5	27	34.5	18.5	26	23.5	19	117	45	5.7	2.7	3.8
PCFP24X3B	79.5	27	43.5	18.5	26	23.5	19	132	63	7.2	2.7	5.7

UNIT WITH CENTER ARM (CONTINUED), GUEST AND PATIENT BACKS

Unit With Center Arm (Continued)	COM Fabric Closed Arm Panels (2 Arms)	COM Fabric Closed Arm Panels (3 Arms)	COM Fabric Closed Arm Panels (4 Arms)
PCF21X2B	0.9	1.35	
PCF21X3B	0.9		1.8
PCF24X2B	0.9	1.35	
PCF24X3B	0.9		1.8

Note: Some vinyls, leathers & upholsteries are not suitable for application on Jordan seating.
The approval process is as follows:
1. A sample of the COM must be provided to Krug Customer Service prior to or at the time of order. For Maharam or Momentum, Krug will obtain the fabric sample.
2. The sample will be reviewed and the customer advised if the fabric is unsuitable.
3. The COM fabric or leather will be inspected when received at the factory, to identify any further concerns with its suitability.

ORDERING NOTES:

A drawing showing the configuration of the multiple seating and tables is required with each purchase order.
Combination upholstery (more than one upholstery cover within the same unit) is an option on all Jordan upholstered products. When combination upholstery is with upholstery of the same grade or COM, an upcharge for dual fabrics is **\$31 list** per unit and **\$60 list** per unit for three fabrics. When graded in combination upholstery is selected, use the highest grade upholstery selected or contact Customer Service for a quote -please provide the fabrics specified and a description of where each fabric is to be applied on the product in order to obtain a quote.

Jordan Option Upcharges	\$ List	\$ List
CAL 133 & Moisture Barrier (per yard)	60	Solid Surface Arm Cap (per pair) - Gr A White 420
Removable Seat Covers	83	Solid Surface Arm Cap (per pair) - Gr A Color 426
21" & 24" - Removeable Back Covers	55	Solid Surface Arm Cap (per pair) - Gr B 448
21" & 24" Cleanable Under-seat Splashguard	38	Solid Surface Arm Cap (per pair) - Gr C 470
21" & 24" - Removeable Patient Back Covers	83	Ganging Bracket 55
Kinetic Back option (not available for 30" & 44")	112	Non-Marring Glide 35

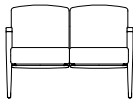
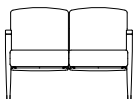
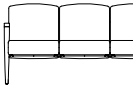

Patient backs are available on pre-configured units, please change the model number JOR2-PCG to JOR2-PCP and add the following upcharges per back:

Fabric Grades	(COM) 1	2	(COL) 3	4	5	6	7	8	9
21" Chair	250	295	339	443	528	588	660	735	808
24" Chair	264	316	357	472	549	631	705	792	874

WEIGHT CAPACITIES

Jordan weight capacities are as follows:
2-Seat Freespan - 525 lbs per unit
3-Seat Freespan - 750 lbs per unit

JORDAN | MULTIPLE SEATING - FREESPAN UNITS WITHOUT CENTER ARMS

DESCRIPTION/MODEL		Species	COM		COL		FABRIC GRADES			LEATHER	
			1	2	3	4	5	6	7	8	9
	21" Pre-Configured Freespan Unit - Open Arm 2 Seat, Guest Back										
	JOR2-PCFG21X2AOPS	Beech	1867	2010	2152	2368	2578	2811	3043	3309	3790
	JOR2-PCFG21X2AOPS	Maple	2005	2146	2287	2501	2732	2972	3205	3470	3967
	21" Pre-Configured Freespan Unit - Open Arm Urethane Cap 2 Seat, Guest Back										
	JOR2-PCFG21X2AOPU	Beech	2000	2142	2283	2495	2709	2939	3172	3440	3918
	JOR2-PCFG21X2AOPU	Maple	2132	2275	2418	2631	2861	3101	3332	3598	4098
	21" Pre-Configured Freespan Unit - Closed Arm 2 Seat, Guest Back										
	JOR2-PCFG21X2ACLS	Beech	1982	2123	2267	2478	2694	2922	3154	3421	3903
	JOR2-PCFG21X2ACLS	Maple	2116	2258	2400	2615	2845	3083	3316	3581	4080
	21" Pre-Configured Freespan Unit - Closed Arm Urethane Cap 2 Seat, Guest Back										
	JOR2-PCFG21X2ACLU	Beech	2113	2254	2395	2608	2822	3054	3284	3551	4033
	JOR2-PCFG21X2ACLU	Maple	2245	2386	2530	2744	2975	3214	3445	3711	4209
	21" Pre-Configured Freespan Unit - Open Arm 3 Seat, Guest Backs										
	JOR2-PCFG21X3AOPS	Beech	2723	2936	3150	3462	3799	4127	4494	4904	5621
	JOR2-PCFG21X3AOPS	Maple	2930	3150	3363	3681	4038	4421	4804	5170	5887
	21" Pre-Configured Freespan Unit - Open Arm Urethane Cap 3 Seat, Guest Backs										
	JOR2-PCFG21X3AOPU	Beech	2852	3065	3279	3591	3930	4256	4621	5032	5749
	JOR2-PCFG21X3AOPU	Maple	3057	3279	3491	3812	4167	4550	4933	5299	6016
	21" Pre-Configured Freespan Unit - Closed Arm 3 Seat, Guest Backs										
	JOR2-PCFG21X3ACLS	Beech	2836	3049	3263	3575	3911	4241	4607	5014	5735
	JOR2-PCFG21X3ACLS	Maple	3041	3263	3475	3796	4151	4535	4917	5281	6000
	21" Pre-Configured Freespan Unit - Closed Arm Urethane Cap 3 Seat, Guest Backs										
	JOR2-PCFG21X3ACLU	Beech	2964	3178	3392	3705	4040	4370	4737	5144	5864
	JOR2-PCFG21X3ACLU	Maple	3171	3392	3605	3926	4281	4665	5047	5411	6131

ORDERING NOTES:

A drawing showing the configuration of the multiple seating and tables is required with each purchase order.

Combination upholstery (more than one upholstery cover within the same unit) is an option on all Jordan upholstered products. When combination upholstery is with upholstery of the same grade or COM, an upcharge for dual fabrics is **\$31 list** per unit and **\$60 list** per unit for three fabrics. When graded in combination upholstery is selected, use the highest grade upholstery selected or contact Customer Service for a quote -please provide the fabrics specified and a description of where each fabric is to be applied on the product in order to obtain a quote.

Jordan Option Upcharges	\$ List		\$ List
CAL 133 & Moisture Barrier (per yard)	60	Solid Surface Arm Cap (per pair) - Gr A White	420
Removable Seat Covers	83	Solid Surface Arm Cap (per pair) - Gr A Color	426
21" & 24" - Removeable Back Covers	55	Solid Surface Arm Cap (per pair) - Gr B	448
21" & 24" Cleanable Under-seat Splashguard	38	Solid Surface Arm Cap (per pair) - Gr C	470
21" & 24" - Removeable Patient Back Covers	82	Ganging Bracket	55
Kinetic Back option (not available for 30" & 44")	112	Non-Marring Glide	35

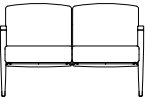
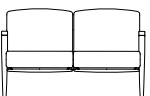
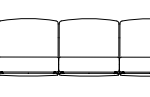
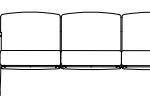
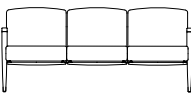
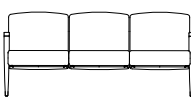
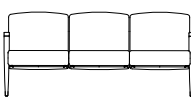
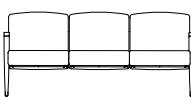
Patient backs are available on pre-configured units, please change the model number JOR2-PCG to JOR2-PCP and add the following upcharges per back:

Fabric Grades	(COM) 1	2	(COL) 3	4	5	6	7	8	9
21" Chair	250	295	339	443	528	588	660	735	808
24" Chair	264	316	357	472	549	631	705	792	874

PRODUCT CODE KEY

Line	Series	Chair Type	Back Type	Size	Unit Style	Arm Type
JOR	2	PCF	G	21X2	A	OPS
Jordan	Chair	Pre-Configured Freespan Multiple Unit	Guest Back		Unit with no Center Arm	Open Arm
			P	21X3	B	OPU
			Patient Back		Unit with Center Arm	Open Arm Urethane Arm Cap
				24X2		CLS
						Closed Arm
				24X3		CLU
						Closed Arm Urethane Arm Cap

JORDAN | MULTIPLE SEATING - FREESPAN UNITS WITHOUT CENTER ARMS

DESCRIPTION/MODEL	Species	COM		COL		FABRIC GRADES				LEATHER	
		1	2	3	4	5	6	7	8	9	
	24" Pre-Configured Freespan Unit - Open Arm 2 Seat, Guest Backs										
	JOR2-PCFG24X2AOPS	Beech	1940	2081	2224	2438	2651	2903	3114	3379	3861
	JOR2-PCFG24X2AOPS	Maple	2092	2235	2377	2590	2821	3059	3292	3560	4055
	24" Pre-Configured Freespan Unit - Open Arm Urethane Cap 2 Seat, Guest Backs										
	JOR2-PCFG24X2AOPU	Beech	2069	2211	2352	2568	2780	3031	3243	3510	3988
	JOR2-PCFG24X2AOPU	Maple	2220	2365	2505	2719	2951	3188	3420	3688	4185
	24" Pre-Configured Freespan Unit - Closed Arm 2 Seat, Guest Backs										
	JOR2-PCFG24X2ACLS	Beech	2053	2194	2337	2550	2766	3013	3226	3492	3975
	JOR2-PCFG24X2ACLS	Maple	2206	2348	2491	2702	2934	3174	3405	3673	4168
	24" Pre-Configured Freespan Unit - Closed Arm Urethane Cap 2 Seat, Guest Backs										
	JOR2-PCFG24X2ACLU	Beech	2183	2324	2467	2680	2893	3142	3357	3623	4104
	JOR2-PCFG24X2ACLU	Maple	2335	2476	2618	2833	3063	3304	3536	3802	4298
	24" Pre-Configured Freespan Unit - Open Arm 3 Seat, Guest Backs										
	JOR2-PCFG24X3AOPS	Beech	2829	3043	3255	3568	3906	4234	4600	5007	5727
	JOR2-PCFG24X3AOPS	Maple	3052	3274	3488	3807	4163	4546	4927	5310	6012
	24" Pre-Configured Freespan Unit - Open Arm Urethane Cap 3 Seat, Guest Backs										
	JOR2-PCFG24X3AOPU	Beech	2958	3172	3386	3697	4035	4366	4729	5138	5857
	JOR2-PCFG24X3AOPU	Maple	3182	3404	3616	3936	4293	4675	5057	5441	6142
	24" Pre-Configured Freespan Unit - Closed Arm 3 Seat, Guest Backs										
	JOR2-PCFG24X3ACLS	Beech	2942	3154	3370	3680	4020	4347	4713	5122	5840
	JOR2-PCFG24X3ACLS	Maple	3166	3389	3600	3919	4277	4660	5039	5424	6126
	24" Pre-Configured Freespan Unit - Closed Arm Urethane Cap 3 Seat, Guest Backs										
	JOR2-PCFG24X3ACLU	Beech	3074	3284	3498	3809	4149	4476	4841	5252	5971
	JOR2-PCFG24X3ACLU	Maple	3296	3517	3730	4051	4406	4789	5171	5553	6254

ORDERING NOTES:

A drawing showing the configuration of the multiple seating and tables is required with each purchase order.

Combination upholstery (more than one upholstery cover within the same unit) is an option on all Jordan upholstered products. When combination upholstery is with upholstery of the same grade or COM, an upcharge for dual fabrics is **\$31 list** per unit and **\$60 list** per unit for three fabrics. When graded in combination upholstery is selected, use the highest grade upholstery selected or contact Customer Service for a quote -please provide the fabrics specified and a description of where each fabric is to be applied on the product in order to obtain a quote.

Jordan Option Upcharges	\$ List		\$ List	
CAL 133 & Moisture Barrier (per yard)	60	Solid Surface Arm Cap (per pair) - Gr A White	420	
Removable Seat Covers	83	Solid Surface Arm Cap (per pair) - Gr A Color	426	
21" & 24" - Removeable Back Covers	55	Solid Surface Arm Cap (per pair) - Gr B	448	
21" & 24" Cleanable Under-seat Splashguard	38	Solid Surface Arm Cap (per pair) - Gr C	470	
21" & 24" - Removeable Patient Back Covers	83	Kinetic Back option	112	
Non-Marring Glide	35			

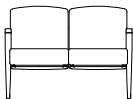
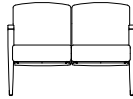
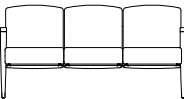

Patient backs are available on pre-configured units, please change the model number JOR2-PCG to JOR2-PCP and add the following upcharges per back:

Fabric Grades	(COM) 1	2	(COL) 3	4	5	6	7	8	9
21" Chair	250	295	339	443	528	588	660	735	808
24" Chair	264	316	357	472	549	631	705	792	874

PRODUCT CODE KEY

Line	Series	Chair Type	Back Type	Size	Unit Style	Arm Type
JOR	2	PCF	G	21X2	A	OPS
Jordan	Chair	Pre-Configured Freespan Multiple Unit	Guest Back		Unit with no Center Arm	Open Arm
			P	21X3	B	OPU
			Patient Back		Unit with Center Arm	Open Arm Urethane Arm Cap
				24X2		CLS
						Closed Arm
				24X3		CLU
						Closed Arm Urethane Arm Cap

JORDAN | MULTIPLE SEATING - FREESPAN UNITS WITH CENTER ARMS

DESCRIPTION/MODEL		Species	COM		COL		FABRIC GRADES				LEATHER	
			1	2	3	4	5	6	7	8	9	
	21" Pre-Configured Freespan Center Arm Unit - Open Arm 2 Seat, Guest Backs											
	JOR2-PCFG21X2BOPS	Beech	1940	2081	2224	2438	2651	2882	3114	3379	3861	
	JOR2-PCFG21X2BOPS	Maple	2075	2215	2358	2572	2684	3043	3274	3540	4038	
	21" Pre-Configured Freespan Center Arm Unit - Open Arm Urethane Cap 2 Seat, Guest Backs											
	JOR2-PCFG21X2BOPU	Beech	2133	2276	2419	2633	2845	3077	3308	3575	4054	
	JOR2-PCFG21X2BOPU	Maple	2269	2410	2551	2767	2999	3236	3468	3734	4233	
	21" Pre-Configured Freespan Center Arm Unit - Closed Arm 2 Seat, Guest Backs											
	JOR2-PCFG21X2BCLS	Beech	2109	2252	2394	2606	2821	3052	3282	3549	4030	
	JOR2-PCFG21X2BCLS	Maple	2244	2385	2527	2743	2974	3212	3444	3709	4208	
	21" Pre-Configured Freespan Center Arm Unit - Closed Arm Urethane Cap 2 Seat, Guest Backs											
	JOR2-PCFG21X2BCLU	Beech	2304	2447	2589	2804	3014	3247	3476	3745	4226	
	JOR2-PCFG21X2BCLU	Maple	2438	2578	2723	2936	3167	3406	3638	3904	4402	
	21" Pre-Configured Freespan Center Arm Unit - Open Arm 3 Seat, Guest Backs											
	JOR2-PCFG21X3BOPS	Beech	2865	3078	3292	3603	3941	4271	4636	5046	5764	
	JOR2-PCFG21X3BOPS	Maple	3073	3292	3504	3822	4181	4564	4946	5310	6029	
	21" Pre-Configured Freespan Center Arm Unit - Open Arm Urethane Cap 3 Seat, Guest Backs											
	JOR2-PCFG21X3BOPU	Beech	3124	3336	3549	3862	4201	4527	4894	5304	6024	
	JOR2-PCFG21X3BOPU	Maple	3330	3549	3765	4082	4439	4822	5205	5570	6291	
	21" Pre-Configured Freespan Center Arm Unit - Closed Arm 3 Seat, Guest Backs											
	JOR2-PCFG21X3BCLS	Beech	3090	3305	3518	3832	4167	4496	4863	5270	5991	
	JOR2-PCFG21X3BCLS	Maple	3297	3518	3731	4052	4407	4792	5172	5538	6257	
	21" Pre-Configured Freespan Center Arm Unit - Closed Arm Urethane Cap 3 Seat, Guest Backs											
	JOR2-PCFG21X3BCLU	Beech	3349	3565	3775	4088	4427	4753	5121	5529	6249	
	JOR2-PCFG21X3BCLU	Maple	3553	3775	3988	4309	4667	5049	5431	5795	6514	

ORDERING NOTES:

A drawing showing the configuration of the multiple seating and tables is required with each purchase order.

Combination upholstery (more than one upholstery cover within the same unit) is an option on all Jordan upholstered products. When combination upholstery is with upholstery of the same grade or COM, an upcharge for dual fabrics is **\$31 list** per unit and **\$60 list** per unit for three fabrics. When graded in combination upholstery is selected, use the highest grade upholstery selected or contact Customer Service for a quote -please provide the fabrics specified and a description of where each fabric is to be applied on the product in order to obtain a quote.

Jordan Option Upcharges

Jordan Option Upcharges	\$ List		\$ List
CAL 133 & Moisture Barrier (per yard)	60	Solid Surface Arm Cap (per pair) - Gr A White	420
Removable Seat Covers	83	Solid Surface Arm Cap (per pair) - Gr A Color	426
21" & 24" - Removeable Back Covers	55	Solid Surface Arm Cap (per pair) - Gr B	448
21" & 24" Cleanable Under-seat Splashguard	38	Solid Surface Arm Cap (per pair) - Gr C	470
21" & 24" - Removeable Patient Back Covers	83	Kinetic Back option	112
Non-Marring Glide	35		

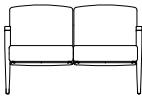
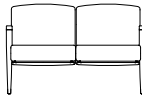


Patient backs are available on pre-configured units, please change the model number JOR2-PCG to JOR2-PCP and add the following upcharges per back:

Fabric Grades	(COM) 1	2	(COL) 3	4	5	6	7	8	9
21" Chair	250	295	339	443	528	588	660	735	808
24" Chair	264	316	357	472	549	631	705	792	874

PRODUCT CODE KEY

Line	Series	Chair Type	Back Type	Size	Unit Style	Arm Type
JOR	2	PCF	G	21X2	A	OPS
Jordan	Chair	Pre-Configured Freespan Multiple Unit	Guest Back		Unit with no Center Arm	Open Arm
			P	21X3	B	OPU
			Patient Back		Unit with Center Arm	Open Arm Urethane Arm Cap
				24X2		CLS
						Closed Arm
				24X3		CLU
						Closed Arm Urethane Arm Cap

JORDAN | MULTIPLE SEATING - FREESPAN UNITS WITH CENTER ARMS

DESCRIPTION/MODEL	Species	COM		COL		FABRIC GRADES				LEATHER	
		1	2	3	4	5	6	7	8	9	
	24" Pre-Configured Freespan Center Arm Unit - Open Arm 2 Seat, Guest Backs										
	JOR2-PCFG24X2BOPS	Beech	2010	2152	2294	2509	2723	2972	3185	3450	3932
	JOR2-PCFG24X2BOPS	Maple	2162	2306	2448	2660	2890	3131	3363	3629	4127
	24" Pre-Configured Freespan Center Arm Unit - Open Arm Urethane Cap 2 Seat, Guest Backs										
	JOR2-PCFG24X2BOPU	Beech	2206	2348	2491	2702	2916	3166	3378	3646	4124
	JOR2-PCFG24X2BOPU	Maple	2356	2500	2642	2855	3087	3324	3554	3821	4321
	24" Pre-Configured Freespan Center Arm Unit - Closed Arm Urethane Cap 2 Seat, Guest Backs										
	JOR2-PCFG24X2BCLS	Beech	2180	2323	2466	2679	2890	3140	3354	3621	4103
	JOR2-PCFG24X2BCLS	Maple	2334	2475	2617	2832	3061	3303	3535	3799	4297
	JOR2-PCFG24X2BCLU	Beech	2375	2517	2659	2873	3087	3334	3547	3816	4296
	JOR2-PCFG24X2BCLU	Maple	2525	2670	2811	3026	3255	3496	3724	3994	4493
	24" Pre-Configured Freespan Center Arm Unit - Open Arm 3 Seat, Guest Backs										
	JOR2-PCFG24X3BOPS	Beech	2972	3185	3398	3709	4050	4376	4742	5149	5869
	JOR2-PCFG24X3BOPS	Maple	3193	3416	3629	3950	4305	4689	5071	5453	6155
	JOR2-PCFG24X3BOPU	Beech	3232	3444	3657	3970	4306	4636	5001	5410	6128
	JOR2-PCFG24X3BOPU	Maple	3452	3675	3887	4208	4564	4949	5328	5712	6414
	24" Pre-Configured Freespan Center Arm Unit - Closed Arm 3 Seat, Guest Backs										
	JOR2-PCFG24X3BCLS	Beech	3197	3409	3624	3936	4276	4603	4968	5377	6097
	JOR2-PCFG24X3BCLS	Maple	3420	3643	3855	4177	4533	4913	5298	5679	6380
	24" Pre-Configured Freespan Center Arm Unit - Closed Arm Urethane Cap 3 Seat, Guest Backs										
	JOR2-PCFG24X3BCLU	Beech	3455	3670	3883	4195	4534	4863	5227	5636	6355
	JOR2-PCFG24X3BCLU	Maple	3678	3902	4115	4436	4792	5175	5554	5938	6640

ORDERING NOTES:

A drawing showing the configuration of the multiple seating and tables is required with each purchase order.

Combination upholstery (more than one upholstery cover within the same unit) is an option on all Jordan upholstered products. When combination upholstery is with upholstery of the same grade or COM, an upcharge for dual fabrics is **\$31 list** per unit and **\$60 list** per unit for three fabrics. When graded in combination upholstery is selected, use the highest grade upholstery selected or contact Customer Service for a quote -please provide the fabrics specified and a description of where each fabric is to be applied on the product in order to obtain a quote.

Jordan Option Upcharges	\$ List		\$ List	
CAL 133 & Moisture Barrier (per yard)	60		Solid Surface Arm Cap (per pair) - Gr A White	420
Removable Seat Covers	83		Solid Surface Arm Cap (per pair) - Gr A Color	426
21" & 24" - Removeable Back Covers	55		Solid Surface Arm Cap (per pair) - Gr B	448
21" & 24" Cleanable Under-seat Splashguard	38		Solid Surface Arm Cap (per pair) - Gr C	470
21" & 24" - Removeable Patient Back Covers	83		Kinetic Back option	112
Non-Marring Glide	35			

Patient backs are available on pre-configured units, please change the model number JOR2-PCG to JOR2-PCP and add the following upcharges per back:

Fabric Grades	(COM) 1	2	(COL) 3	4	5	6	7	8	9
21" Chair	250	295	339	443	528	588	660	735	808
24" Chair	264	316	357	472	549	631	705	792	874

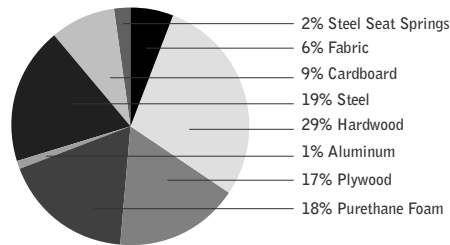
PRODUCT CODE KEY

Line	Series	Chair Type	Back Type	Size	Unit Style	Arm Type
JOR	2	PCF	G	21X2	A	OPS
Jordan	Chair	Pre-Configured	Guest Back Freespan Multiple Unit		Unit with no	Open Arm Center Arm
			P	21X3	B	OPU
			Patient Back		Unit with Center Arm	Open Arm Urethane Arm Cap
				24X2		CLS
						Closed Arm
				24X3		CLU
						Closed Arm Urethane Arm Cap

LEED CI CREDITS



MATERIAL CONTENT:



PRE-CONSUMER
RECYCLED CONTENT = 6%

POST-CONSUMER
RECYCLED CONTENT = 13%

Up to 28.7% of this Jordan product is recyclable at the end of its useful life.

CONTRIBUTES TO

CREDIT 2.1 - 2.2	Construction Waste Management	1-2 point(s)
CREDIT 3.3	Resource Reuse	1 point
CREDIT 4.1	Recycled Content	1 point
CREDIT 4.5	Low Emitting Materials, Systems & Seating	1 point
CREDIT 5.1	Regional Materials*	1 point
CREDIT 7	Certified Wood (MUST BE REQUESTED)	1 point(s)

*This credit is only applicable if in total 20% of the combined value of the procurement of construction materials and in the furniture are manufactured within a radius of 500 miles. This credit will apply if the installation of the finished product occurs within 500 miles of Kitchener, Ontario.

level® CERTIFICATION, AIR EMISSIONS AND FSC® CERTIFICATION



level® CERTIFICATION

BIFMA's e3 Furniture Sustainability Standard is a voluntary, multi-attribute standard that measures the degree of sustainability of furniture. This standard evaluates product and company environmental attributes and compliance systems in a wide range of elements which include Materials, Energy & Atmosphere, Human & Ecosystem Health and Social Responsibility. Jordan products have earned level®, BIFMA's sustainability certification program for furniture, certification through third-party verification against the e3 standard.

AIR-EMISSIONS

All Jordan products are supplied with air-emissions certified. Contact customer service for information.



FSC®

In 2005, Krug received Forest Stewardship Council® (FSC®) Chain-of-Custody certification for our manufacturing facilities. The FSC® Chain-of-Custody tracks certified wood from seedling to final sale. It verifies that the material for our FSC® certified products only come from well-managed, FSC®-certified forests and other controlled sources. FSC® is dedicated to the promotion of responsible forest management worldwide helping to take care of forests for future generations. Jordan and other Krug products can be specified with FSC® Certification. Contact customer service for further information, pricing and lead times.



Architects, designers, and building professionals can specify FSC®-certified products in order to achieve a point from the U.S. Green Building Council's Leadership in Energy and Environmental Design (LEED) Rating System.

JORDAN | EASY ACCESS CHAIR - DIMENSIONS & COM REQUIREMENTS

DIMENSIONS

	Overall Width	Overall Depth	Overall Height	Seat Height	Height of Arms from Floor	Footrest Height	Width Between Arms	Seat Depth	Shipping Weight	Cubes
21" Guest	25	28.25	40	24	32	6.75	20.5	19	49	21
24" Guest	28	28.25	40	24	32	6.75	23.5	19	53	21
21" Patient	25	28.25	49.25	24	32	6.75	20.5	19	54	26
24" Patient	28	28.25	49.25	24	32	6.75	23.5	19	58	26

COM YARDAGES - Guest Easy Access Chair

	COM Yardage Seat Only	COM Yardage Back Only	COM Yardage Seat & Back
21" & 24" Guest - One Chair	0.9	1.4	1.6
21" & 24" Guest - Two Chairs	1.3	2.8	3.2
21" & 24" Guest - Three Chairs	2.2	4.2	4.8
21" & 24" Guest - Four Chairs	2.6	5.6	6.4

COM YARDAGES - Patient Guest Easy Access Chair

	COM Yardage Seat Only	COM Yardage Back Only	COM Yardage Seat & Back
21" & 24" Patient - One Chair	0.9	1.9	2.2
21" & 24" Patient - Two Chairs	1.3	3.8	4.2
21" & 24" Patient - Three Chairs	2.2	5.7	6.3
21" & 24" Patient - Four Chairs	2.6	7.6	8.4

JORDAN | EASY ACCESS CHAIR

21" Guest

21" Patient



ORDERING NOTES:

Combination upholstery (more than one upholstery cover within the same unit) is an option on all Jordan upholstered products. When combination upholstery is with upholstery of the same grade or COM, an upcharge for dual fabrics is **\$31 list** per unit and **\$60 list** per unit for three fabrics. When graded in combination upholstery is selected, use the highest grade upholstery selected or contact Customer Service for a quote -please provide the fabrics specified and a description of where each fabric is to be applied on the product in order to obtain a quote.

Jordan Guest Option Upcharges	\$ List		\$ List
CAL 133 & Moisture Barrier (per yard)	60	Solid Surface Arm Cap (per pair) - Gr A White	420
Removable Seat Covers	83	Solid Surface Arm Cap (per pair) - Gr A Color	426
21" & 24" - Removeable Back Covers	55	Solid Surface Arm Cap (per pair) - Gr B	448
21" & 24" Cleanable Under-seat Splashguard	38	Solid Surface Arm Cap (per pair) - Gr C	470
21" & 24" - Removeable Patient Back Covers	83		
Non-Marring Glide	35		


WEIGHT CAPACITIES


Jordan weight capacities are as follows:
Easy Access Chairs (21" & 24") - 350 lbs

FEATURES:


For a complete list of features see [Page 3](#).

SIN 339113H - Hospital Geriatric Chairs & Lounge
JORDAN | EASY ACCESS CHAIR

DESCRIPTION/MODEL	Species	COM		COL		FABRIC GRADES			LEATHER	
		1	2	3	4	5	6	7	8	9
	21" Guest, Open Arm									
	JOR2-HG21OPS Beech	1555	1599	1644	1738	1835	1930	2025	2119	2252
	JOR2-HG21OPS Maple	1659	1703	1747	1842	1937	2033	2128	2221	2355



21" Guest, Open Arm										
JOR2-HG21OPS	Beech	1555	1599	1644	1738	1835	1930	2025	2119	2252
JOR2-HG21OPS	Maple	1659	1703	1747	1842	1937	2033	2128	2221	2355



24" Guest, Open Arm										
JOR2-HG24OPS	Beech	1607	1651	1695	1790	1886	1981	2077	2172	2304
JOR2-HG24OPS	Maple	1703	1747	1790	1886	1981	2077	2172	2267	2399



21" Patient, Open Arm										
JOR2-HP21OPS	Beech	1674	1752	1835	1993	2157	2318	2478	2642	2876
JOR2-HP21OPS	Maple	1752	1835	1915	2077	2238	2399	2561	2722	2957



24" Patient, Open Arm										
JOR2-HP24OPS	Beech	1718	1799	1879	2038	2202	2362	2522	2685	2919
JOR2-HP24OPS	Maple	1790	1872	1952	2114	2275	2435	2597	2758	2991

DESCRIPTION/MODEL	Price
-------------------	-------

 Metal Footrest Cap JOR2-RHFRC	75
--	----

ORDERING NOTES:

For **Urethane Arm Caps**, Please change the "S" in the model number to a "U" and add an upcharge of **\$124 list** per chair.

PRODUCT CODE KEY

Line	Series	Chair Type	Size	Arm Type
------	--------	------------	------	----------

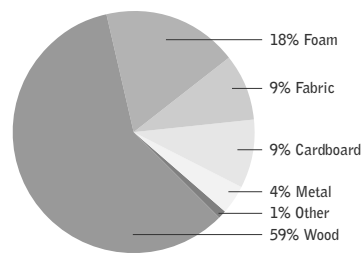
JOR	2	HG	21	OPS
Jordan	Chair	Easy Access Guest Chair		Open Arm
		HP	24	OPU
		Easy Access Patient Chair		Open Arm Urethane Arm Cap

JORDAN | ENVIRONMENTAL SUMMARY

LEED CI CREDITS



MATERIAL CONTENT:



PRE-CONSUMER
RECYCLED CONTENT = 2%

POST-CONSUMER
RECYCLED CONTENT = 12%

CONTRIBUTES TO		
CREDIT 2.1 - 2.2	Construction Waste Management	1-2 point(s)
CREDIT 3.3	Resource Reuse	1 point
CREDIT 4.1	Recycled Content	1 point
CREDIT 4.5	Low Emitting Materials, Systems & Seating	1 point
CREDIT 5.1	Regional Materials*	1 point
CREDIT 7	Certified Wood (MUST BE REQUESTED)	1 point(s)

*This credit is only applicable if in total 20% of the combined value of the procurement of construction materials and in the furniture are manufactured within a radius of 500 miles. This credit will apply if the installation of the finished product occurs within 500 miles of Kitchener, Ontario.

level® CERTIFICATION, AIR EMISSIONS AND FSC® CERTIFICATION



level® CERTIFICATION

BIFMA's e3 Furniture Sustainability Standard is a voluntary, multi-attribute standard that measures the degree of sustainability of furniture. This standard evaluates product and company environmental attributes and compliance systems in a wide range of elements which include Materials, Energy & Atmosphere, Human & Ecosystem Health and Social Responsibility. Jordan products have earned level®, BIFMA's sustainability certification program for furniture, certification through third-party verification against the e3 standard.

AIR-EMISSIONS

All Jordan products are supplied with air-emissions certified. Contact customer service for information.



FSC®

In 2005, Krug received Forest Stewardship Council® (FSC®) Chain-of-Custody certification for our manufacturing facilities. The FSC® Chain-of-Custody tracks certified wood from seedling to final sale. It verifies that the material for our FSC® certified products only come from well-managed, FSC®-certified forests and other controlled sources. FSC® is dedicated to the promotion of responsible forest management worldwide helping to take care of forests for future generations. Jordan and other Krug products can be specified with FSC® Certification. Contact customer service for further information, pricing and lead times.



Architects, designers, and building professionals can specify FSC®-certified products in order to achieve a point from the U.S. Green Building Council's Leadership in Energy and Environmental Design (LEED) Rating System.

JORDAN | LOUNGE - DIMENSIONS & COM REQUIREMENTS

DIMENSIONS & COM REQUIREMENTS

	Overall Width	Overall Depth	Overall Height	Seat Height	Height of Arms from Floor	Width Between Arms	Seat Depth	Shipping Weight	Cube
One-Seater	29	30.5	34.5	17.25	26	23	20	78	22
Two-seater	52	30.5	34.5	17.25	26	46	20	106	34
Three-seater	75	30.5	34.5	17.25	26	69	20	131	49

COM - YARDAGE REQUIREMENTS

	COM Yardage Entire Unit	COM Yardage Seat Only	COM Yardage Back Only	COM Yardage Arms Only	COM Yardage Kickplate
One-Seat - One Chair	4.6	1.1	1.7	2.9	0.3
One-Seat - Two Chairs	9.2	1.9	2.6	5.8	0.3
One-Seat - Three Chairs	13.8	2.9	4.3	8.7	0.6
One-Seat - Four Chairs	18.4	3.8	5.2	11.6	0.6
Two-Seat - One Chair	6	1.5	2.5	2.9	0.3
Two-Seat - Two Chairs	12	2.94	4.3	5.8	0.6
Two-Seat - Three Chairs	18	4.38	6.8	8.7	0.9
Two-Seat - Four Chairs	24	5.9	8.6	11.6	1.2
Three-Seat - One Chair	7.6	2.1	3.4	2.9	0.6
Three-Seat - Two Chairs	15.2	4.2	6.1	5.8	0.9
Three-Seat - Three Chairs	22.8	6.3	9.5	8.7	1.4
Three-Seat - Four Chairs	30.4	8.4	12.2	11.6	1.7

Note: Some vinyls, leathers & upholsteries are not suitable for application on Jordan seating. Please refer to **page 91** for C.O.M approval process.

ORDERING NOTES:

CONTRASTING BACKS, SEATS & CLOSED ARMS

Combination upholstery (more than one upholstery cover within the same unit) is an option on all Jordan upholstered products. When combination upholstery is with upholstery of the same grade or COM, an upcharge for dual fabrics is **\$31 list** per unit and **\$60 list** per unit for three fabrics. When graded in combination upholstery is selected, use the highest grade upholstery selected or contact Customer Service for a quote -please provide the fabrics specified and a description of where each fabric is to be applied on the product in order to obtain a quote.

Jordan Option Upcharges	\$ List		\$ List
CAL 133 & Moisture Barrier (per yard)	60	Removeable Back Covers - One Seat	148
Removable Seat Covers - one seat	148	Removeable Back Covers - Two Seat	295
Removable Seat Covers - two seat	295	Removeable Back Covers - Three Seat	443
Removable Seat Covers - three seat	443	Solid Surface Arm Cap (per pair) - Gr A White	480
		Solid Surface Arm Cap (per pair) - Gr A Color	490
		Solid Surface Arm Cap (per pair) - Gr B	509
		Solid Surface Arm Cap (per pair) - Gr C	536

WEIGHT CAPACITIES

Jordan weight capacities are as follows:

One -Seat - 350 lbs

Two- Seat - 525 lbs

Three - Seat - 750 lbs

JORDAN | LOUNGE - FEATURES & OPTIONS



CLEAN OUT

Jordan lounge seating models have a built-in clean out feature: a space at the back of the seat that allows dirt debris and liquid to be forced through and fall to the floor for easy clean up and maintenance - designed so that it does not detract from the comfort or appearance of the product.



GLIDES

Jordan Lounge is available with two options for glides - the stainless steel glide, or the white nylon glide. The white nylon glide is ideal on flooring that is easily marked. The stainless comes standard unless the white nylon glide is specified when ordering.



FULL URETHANE ARMS

Jordan full urethane arms have a soft outer skin that enhances comfort and provides excellent grip for safety of ingress and egress. They are highly durable, easy to clean and maintain, and will retain a like-new look even with intensive use. They are available in three colors; Taupe, Grey and Black.



LEGS

Jordan Lounge are available with wood legs - in either Beech or Maple, as well as in three urethane color options; Black, Grey and Taupe. Two options exist for glides on the Jordan Lounge. The white nylon glides are ideal for use on flooring that is easily marked. The stainless steel glides should be utilized for all other types floor surfaces.

WEIGHT CAPACITIES

Jordan weight capacities are as follows:

- One -Seat - 350 lbs
- Two- Seat - 525 lbs
- Three - Seat - 750 lbs

CUSTOM CAPABILITIES

Modifications in dimension, seat and back shape or thickness, and other modifications are possible with Krug's capability to customize for specific requirements and needs. We can also provide custom finishes.

FINISH DURABILITY

The Krug Enduraguard finish, a proprietary catalyzed varnish formulation, has been repeatedly shown, through independent laboratory testing, to be the industry leader in durability and abrasion resistance. The Krug finish looks better longer than competitors, and is uniquely suited to the demands of healthcare environments.

LATEX FREE

Krug products are made with latex-free materials to prevent the allergic reaction that latex causes in some people.

OPTIONS

SOLID SURFACE ARM CAP

The optional Solid Surface Arm Cap provides enhanced durability, protection and cleanability for the arms. This is field replaceable if this becomes damaged or degraded and is available in 8 standard colors. See [page 94](#) for color selection.

COMBINATION UPHOLSTERY

More than one upholstery cover within the same unit, is an option on all Jordan upholstered products. When combination upholstery is with upholstery of the same grade or COM, an upcharge for dual fabrics is **\$31 list** per unit and **\$60 list** per unit for three fabrics. When graded in combination upholstery is selected, use the highest grade upholstery selected or contact Customer Service for a quote -please provide the fabrics specified and a description of where each fabric is to be applied on the product in order to obtain a quote.

MOISTURE BARRIER & CAL 133

California Technical Bulletin 133 is a flammability test for seating. Krug offers a compliance method, in combination with non-flammable upholstery covers, may enable products to meet certification requirements for this test. This process at the same time also provides the products with a Moisture Barrier - a treatment that helps to prevent the passage of liquids and moisture to inside of the upholstered components - thereby conferring sanitary and anti-infection benefits. So when CAL 133 is specified, the product also automatically has a Moisture Barrier, and when a Moisture Barrier is specified, the product also features the compliance method and low flammability features of CAL 133.

The application of this up-charge and the compliance method does not mean that the specific configuration of product and upholstery cover are tested and officially certified as being CAL133 compliant. If the official certification is required, Krug will provide this (through an independent certified testing laboratory) at a charge of \$852 per item, plus the cost of the product to be tested. Lead time for certification testing is typically 4-8 weeks.

REMOVABLE AND REPLACEABLE COVERS






Jordan Lounge Chairs are available with a Removable Seat & Back Covers.

ADDITIONAL FEATURES

- Lifetime warranty
- air-emissions certified
- Spring seat construction, providing exceptional comfort and longer life for seat foam.
- Mortise and tenon frame construction, for optimal strength in wood joinery.
- Jordan sets a new standard for comfort and ergonomics in healthcare seating. Designed for ergonomically-correct posture and long-term sitting comfort, with contoured back and seat molds. Multi-density foam, provides lumbar, thoracic and pelvic support, while encouraging a healthy sitting posture.
- Large, rounded arms provide support for safe and easy ingress and egress.
- Certified to meet CTB 133/ ASTM E-1537 with appropriate fabrics

--

JORDAN | LOUNGE

DESCRIPTION/MODEL	Species	COM		COL		FABRIC GRADES		LEATHER		
		1	2	3	4	5	6	7	8	9
	One-Seat, Upholstered Arm									
	JOR3-1UPH Beech/Urethane	1761	1940	2172	2578	3007	3435	3861	4287	4980
	JOR3-1UPH Maple	1815	1991	2224	2634	3059	3488	3912	4341	5034
	One-Seat, Upholstered Arm with Urethane Arm Cap									
	JOR3-1UUR Beech/Urethane	1852	2031	2263	2670	3098	3526	3952	4378	5072
	JOR3-1UUR Maple	1906	2082	2315	2725	3150	3579	4004	4432	5125
	One-Seat, Full Urethane Arm									
	JOR3-1FUR Beech/Urethane	1873	2052	2284	2690	3119	3546	3973	4398	5092
	JOR3-1FUR Maple	1915	2103	2335	2745	3171	3599	4024	4453	5145
	One-Seat, Wood Arm									
	JOR3-1WOD Beech/Urethane	1970	2149	2381	2787	3216	3643	4070	4496	5189
	JOR3-1WOD Maple	2024	2200	2432	2842	3268	3697	4121	4550	5242
	One-Seat, Wood Arm with Urethane Arm Cap									
	JOR3-1URE Beech/Urethane	2089	2269	2501	2907	3336	3763	4190	4615	5309
	JOR3-1URE Maple	2144	2320	2552	2962	3388	3816	4241	4669	5362

Jordan Option Upcharges	\$ List		\$ List
CAL 133 & Moisture Barrier (per yard)	60	Solid Surface Arm Cap (per pair) - Gr A White	480
Removable Seat Covers - One-seat	148	Solid Surface Arm Cap (per pair) - Gr A Color	490
Removeable Back Covers - One-seat	148	Solid Surface Arm Cap (per pair) - Gr B	509
Non-Marring Glide	35	Solid Surface Arm Cap (per pair) - Gr C	536


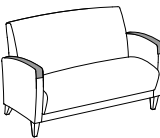


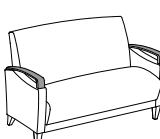
ORDERING NOTES:

Jordan lounge chairs are available with Black, Grey or Taupe Urethane legs at no additional charge.

PRODUCT CODE KEY

Line	Series	Size	Arm Types	
JOR	3	1	UPH	USS
Jordan	Lounge Seating	One-Seat	Upholstered Arm	Upholstered Arm with Solid Surface Arm Cap
			UUR	SSC
			Upholstered Arm with Urethane Arm Cap	Wood Arm with Solid Surface Arm Cap
			FUR	
			Full Urethane Arm	
			WOD	
			Wood Arm	
			URE	
			Wood Arm with Urethane Arm Cap	

JORDAN | LOUNGE

DESCRIPTION/MODEL		Species	COM 1	2	COL 3	4	FABRIC GRADES 5		6	7	LEATHER 8		9
	Two-Seat, Upholstered Arm												
	JOR3-2UPH	Beech/Urethane	2466	2716	3131	3629	4127	4624	5125	5621		6494	
	JOR3-2UPH	Maple	2501	2749	3167	3665	4163	4661	5158	5658		6528	
	Two-Seat, Upholstered Arm with Urethane Arm Cap												
	JOR3-2UUR	Beech/Urethane	2557	2807	3222	3720	4218	4716	5216	5712		6585	
	JOR3-2UUR	Maple	2592	2840	3258	3756	4254	4752	5250	5749		6619	
	Two-Seat, Full Urethane Arm												
	JOR3-2FUR	Beech/Urethane	2577	2827	3242	3741	4239	4736	5236	5732		6605	
	JOR3-2FUR	Maple	2612	2861	3278	3776	4275	4773	5270	5769		6640	
	Two-Seat, Wood Arm												
	JOR3-2WOD	Beech/Urethane	2675	2924	3340	3838	4336	4833	5333	5830		6702	
	JOR3-2WOD	Maple	2709	2958	3375	3874	4372	4870	5367	5866		6737	
	Two-Seat, Wood Arm with Urethane Arm Cap												
	JOR3-2URE	Beech/Urethane	2794	3044	3459	3957	4456	4953	5453	5949		6822	
	JOR3-2URE	Maple	2829	3078	3495	3993	4491	4990	5487	5986		6857	

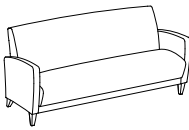
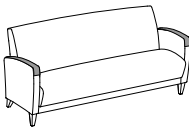
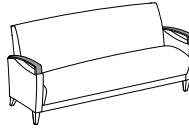
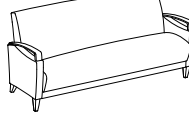
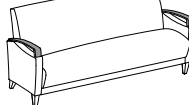
Jordan Option Upcharges	\$ List		\$ List	
CAL 133 & Moisture Barrier (per yard)	60		Solid Surface Arm Cap (per pair) - Gr A White	480
Removable Seat Covers - One-seat	148		Solid Surface Arm Cap (per pair) - Gr A Color	490
Removeable Back Covers - One-seat	148		Solid Surface Arm Cap (per pair) - Gr B	509
Non-Marring Glide	35		Solid Surface Arm Cap (per pair) - Gr C	536

ORDERING NOTES:
Jordan lounge chairs are available with Black, Grey or Taupe Urethane legs at no additional charge.

PRODUCT CODE KEY

Line	Series	Size	Arm Types	
JOR	3	2	UPH	USS
Jordan	Lounge Seating	Two-Seat	Upholstered Arm	Upholstered Arm with Solid Surface Arm Cap
			UUR	SSC
			Upholstered Arm with Urethane Arm Cap	Wood Arm with Solid Surface Arm Cap
			FUR	
			Full Urethane Arm	
			WOD	
			Wood Arm	
			URE	
			Wood Arm with Urethane Arm Cap	

JORDAN | LOUNGE

DESCRIPTION/MODEL	Species	COM		COL		FABRIC GRADES			LEATHER	
		1	2	3	4	5	6	7	8	9
	Three-Seat, Upholstered Arm									
	JOR3-3UPH Beech/Urethane	3549	3896	4305	5017	5764	6511	7257	8002	9230
	JOR3-3UPH Maple	3603	3950	4359	5071	5817	6564	7311	8058	9286
	Three-Seat, Upholstered Arm with Urethane Arm Cap									
	JOR3-3UUR Beech/Urethane	3640	3987	4396	5108	5855	6602	7348	8093	9321
	JOR3-3UUR Maple	3694	4041	4450	5162	5908	6655	7402	8149	9377
	Three-Seat, Full Urethane Arm									
	JOR3-3FUR Beech/Urethane	3661	4008	4417	5129	5876	6622	7368	8114	9342
	JOR3-3FUR Maple	3714	4062	4470	5182	5929	6676	7422	8169	9398
	Three-Seat, Wood Arm									
	JOR3-3WOD Beech/Urethane	3758	4105	4514	5226	5973	6720	7465	8211	9439
	JOR3-3WOD Maple	3811	4159	4567	5279	6026	6773	7520	8266	9495
	Three-Seat, Wood Arm with Urethane Arm Cap									
	JOR3-3URE Beech/Urethane	3878	4224	4634	5346	6092	6839	7585	8331	9558
	JOR3-3URE Maple	3931	4279	4687	5399	6146	6892	7639	8386	9615

Jordan Option Upcharges	\$ List	\$ List
CAL 133 & Moisture Barrier (per yard)	60	Solid Surface Arm Cap (per pair) - Gr A White 480
Removable Seat Covers - One-seat	148	Solid Surface Arm Cap (per pair) - Gr A Color 490
Removeable Back Covers - One-seat	148	Solid Surface Arm Cap (per pair) - Gr B 509
Non-Marring Glide	35	Solid Surface Arm Cap (per pair) - Gr C 536

ORDERING NOTES:

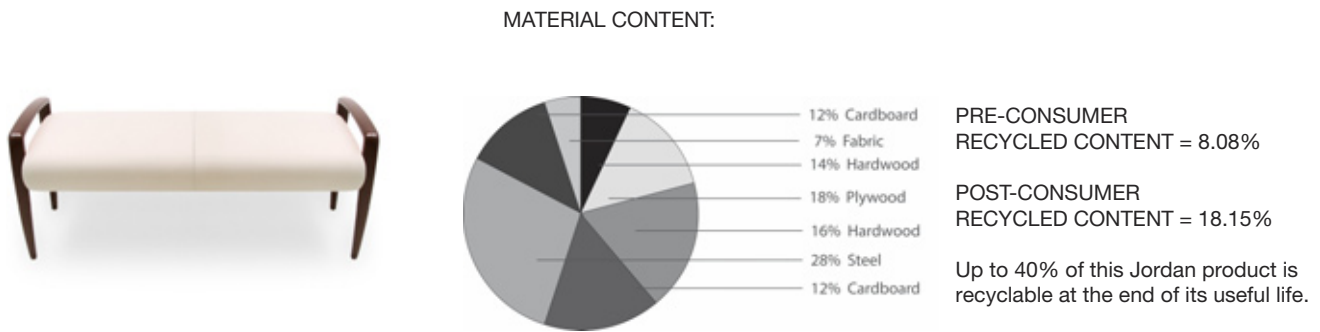
Jordan lounge chairs are available with Black, Grey or Taupe Urethane legs at no additional charge.

PRODUCT CODE KEY

Line	Series	Size	Arm Types	
JOR	3	3	UPH	USS
Jordan	Lounge Seating	Three-Seat	Upholstered Arm	Upholstered Arm with Solid Surface Arm Cap
			UUR	SSC
			Upholstered Arm with Urethane Arm Cap	Wood Arm with Solid Surface Arm Cap
			FUR	
			Full Urethane Arm	
			WOD	
			Wood Arm	
			URE	
			Wood Arm with Urethane Arm Cap	

JORDAN | ENVIRONMENTAL SUMMARY

LEED CI CREDITS



CONTRIBUTES TO		
CREDIT 2.1 - 2.2	Construction Waste Management	1-2 point(s)
CREDIT 3.3	Resource Reuse	1 point
CREDIT 4.1	Recycled Content	1 point
CREDIT 4.2	Recycled Content	1 point
CREDIT 4.5	Low Emitting Materials, Systems & Seating	1 point
CREDIT 5.1	Regional Materials*	1 point
CREDIT 7	Certified Wood (MUST BE REQUESTED)	1 point(s)

*This credit is only applicable if in total 20% of the combined value of the procurement of construction materials and in the furniture are manufactured within a radius of 500 miles. This credit will apply if the installation of the finished product occurs within 500 miles of Kitchener, Ontario.

level® CERTIFICATION, AIR EMISSIONS AND FSC® CERTIFICATION



level® CERTIFICATION
BIFMA's e3 Furniture Sustainability Standard is a voluntary, multi-attribute standard that measures the degree of sustainability of furniture. This standard evaluates product and company environmental attributes and compliance systems in a wide range of elements which include Materials, Energy & Atmosphere, Human & Ecosystem Health and Social Responsibility. Jordan products have earned level®, BIFMA's sustainability certification program for furniture, certification through third-party verification against the e3 standard.

AIR-EMISSIONS
All Jordan products are supplied with air-emissions certified. Contact customer service for information.



FSC®
In 2005, Krug received Forest Stewardship Council® (FSC®) Chain-of-Custody certification for our manufacturing facilities. The FSC® Chain-of-Custody tracks certified wood from seedling to final sale. It verifies that the material for our FSC® certified products only come from well-managed, FSC®-certified forests and other controlled sources. FSC® is dedicated to the promotion of responsible forest management worldwide helping to take care of forests for future generations. Jordan and other Krug products can be specified with FSC® Certification. Contact customer service for further information, pricing and lead times.



Architects, designers, and building professionals can specify FSC®-certified products in order to achieve a point from the U.S. Green Building Council's Leadership in Energy and Environmental Design (LEED) Rating System.

JORDAN | BENCHES - DIMENSIONS & COM REQUIREMENTS

DIMENSIONS

	Overall Width	Overall Depth	Overall Height	Seat Height	Height of Arms from Floor	Width Between Arms	Seat Depth	Shipping Weight	Cubes
21" One-Seater	25	24	22	19	22	20.5	24	35	10
24" One-Seater	28	24	22	19	22	23.5	24	37	11
30" One-Seater Plus	34	24	22	19	22	29.5	24	42	13
48" Two-seater	52.5	24	22	19	22	48	24	65	19.5
72" Three-seater	77	24	22	19	22	72.75	24	91	28

COM YARDAGES

	COM Yardage Complete Unit	Yardage Per Bench - Per Complete Unit	COM Yardage Closed Arm Panel Only	Yardage Per Bench - Closed Arm Panel Only
21" One-Seater	1.1	1.1	0.5	0.5
21" One-Seater (2 units)	1.8	1.1	1	0.5
21" One-Seater (3 units)	2.1	1.1	1.5	0.5
21" One-Seater (4 units)	3.4	1.1	2	0.5
24" One-Seater	1.1	1.1	0.5	0.5
24" One-Seater (2 units)	1.8	1.1	1	0.5
24" One-Seater (3 units)	2.1	1.1	1.5	0.5
24" One-Seater (4 units)	3.4	1.1	2	0.5
30" One-Seater Plus	1.8	1.8	0.5	0.5
30" One-Seater Plus (2 units)	3.6	1.8	1	0.5
30" One-Seater Plus (3 units)	5.4	1.8	1.5	0.5
30" One-Seater Plus (4 units)	7.2	1.8	2	0.5
48" Two-seater	1.8	1.8	0.5	0.5
48" Two-seater (2 units)	3.6	1.8	1	0.5
48" Two-seater (3 units)	5.4	1.8	1.5	0.5
48" Two-seater (4 units)	7.2	1.8	2	0.5
72" Three-seater	2.1	2.1	0.5	0.5
72" Three-seater (2 units)	3.9	2.1	1	0.5
72" Three-seater (3 units)	5.4	2.1	1.5	0.5
72" Three-seater (4 units)	7.8	2.1	2	0.5

ORDERING NOTES:

Combination upholstery (more than one upholstery cover within the same unit) is an option on all Jordan upholstered products. When combination upholstery is with upholstery of the same grade or COM, an upcharge for dual fabrics is **\$31 list** per unit and **\$60 list** per unit for three fabrics. When graded in combination upholstery is selected, use the highest grade upholstery selected or contact Customer Service for a quote -please provide the fabrics specified and a description of where each fabric is to be applied on the product in order to obtain a quote.

Jordan Bench Option Upcharges

\$ List

CAL 133 & Moisture Barrier (per yard)	60
Removable Seat Covers - 21"	97
Removable Seat Covers - 24"	107
Removable Seat Covers - 30"	134
Removable Seat Covers - 48"	145
Removable Seat Covers - 72"	249

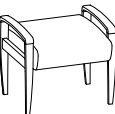
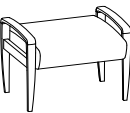
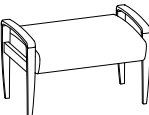
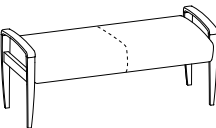
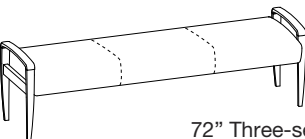
Replacement seat covers can be quickly installed on Jordan products that were originally ordered with the Replaceable cover option. Replacement seat covers can also be installed on Jordan products that were not originally ordered with the Replaceable cover option, with some simple staple removal on the original seat.

WEIGHT CAPACITIES

Jordan weight capacities are as follows:

- 21" & 24" Bench - 350 lbs
- 30" Bench - 750 lbs
- 48" Bench - 525 lbs per unit
- 72" Bench - 750 lbs per unit

JORDAN | BENCHES

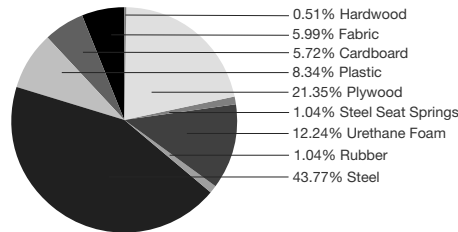
DESCRIPTION/MODEL		Species	COM	COL		FABRIC GRADES				LEATHER	
			1	2	3	4	5	6	7	8	9
	21" Open Arm										
	JOR5-B21OPS	Beech	1057	1102	1144	1234	1320	1409	1497	1585	1718
	JOR5-B21OPS	Maple	1144	1189	1234	1320	1409	1497	1585	1674	1805
	21" Closed Arm										
	JOR5-B21CLS	Beech	1336	1395	1452	1571	1687	1805	1922	2038	2187
	JOR5-B21CLS	Maple	1424	1482	1542	1659	1775	1892	2010	2128	2304
	24" Open Arm										
	JOR5-B24OPS	Beech	1116	1160	1205	1291	1379	1470	1555	1644	1775
	JOR5-B24OPS	Maple	1205	1248	1291	1379	1470	1555	1644	1732	1892
	24" Closed Arm										
	JOR5-B24CLS	Beech	1395	1452	1514	1629	1747	1862	1981	2101	2259
	JOR5-B24CLS	Maple	1482	1542	1599	1718	1835	1952	2069	2187	2348
	30" Plus Open Arm										
	JOR5-B30OPS	Beech	1285	1358	1430	1564	1695	1827	1959	2091	2310
	JOR5-B30OPS	Maple	1379	1452	1526	1659	1790	1922	2055	2187	2421
	30" Plus Closed Arm										
	JOR5-B30CLS	Beech	1564	1651	1738	1886	2033	2178	2325	2473	2700
	JOR5-B30CLS	Maple	1659	1747	1835	1981	2128	2275	2421	2568	2804
	48" Two-seater Open Arm										
	JOR5-B48OPS	Beech	1497	1571	1644	1775	1908	2038	2172	2304	2522
	JOR5-B48OPS	Maple	1592	1666	1738	1872	2005	2136	2267	2399	2618
	48" Two-seater Closed Arm										
	JOR5-B48CLS	Beech	1775	1862	1952	2101	2245	2392	2539	2685	2919
	JOR5-B48CLS	Maple	1872	1959	2047	2192	2340	2488	2634	2780	3014
	72" Three-seater Open Arm										
	JOR5-B72OPS	Beech	1805	1892	1981	2157	2334	2509	2685	2861	3153
	JOR5-B72OPS	Maple	1892	1981	2069	2245	2421	2597	2773	2950	3242
	72" Three-seater Closed Arm										
	JOR5-B72CLS	Beech	2083	2202	2318	2551	2787	3022	3257	3491	3815
	JOR5-B72CLS	Maple	2172	2288	2407	2642	2876	3110	3346	3579	3903

PRODUCT CODE KEY				
Line	Series	Chair Type	Size	Arm Type
JOR	5	B	21	OPS
Jordan		Bench	24	Open Arm
			30	CLS
			48	Closed Arm
			72	

LEED CI CREDITS



MATERIAL CONTENT:



PRE-CONSUMER
RECYCLED CONTENT = 11.21%

POST-CONSUMER
RECYCLED CONTENT = 15.06%

Up to 49.5% of this Jordan product is recyclable at the end of its useful life.

CONTRIBUTES TO

CREDIT 2.1 - 2.2	Construction Waste Management	1-2 point(s)
CREDIT 3.3	Resource Reuse	1 point
CREDIT 4.1	Recycled Content	1 point
CREDIT 4.2	Recycled Content	1 point
CREDIT 4.5	Low Emitting Materials, Systems & Seating	1 point
CREDIT 5.1	Regional Materials*	1 point
CREDIT 7	Certified Wood (MUST BE REQUESTED)	1 point(s)

*This credit is only applicable if in total 20% of the combined value of the procurement of construction materials and in the furniture are manufactured within a radius of 500 miles. This credit will apply if the installation of the finished product occurs within 500 miles of Kitchener, Ontario.

level® CERTIFICATION, AIR EMISSIONS AND FSC® CERTIFICATION



level® CERTIFICATION

BIFMA's e3 Furniture Sustainability Standard is a voluntary, multi-attribute standard that measures the degree of sustainability of furniture. This standard evaluates product and company environmental attributes and compliance systems in a wide range of elements which include Materials, Energy & Atmosphere, Human & Ecosystem Health and Social Responsibility. Jordan products have earned level®, BIFMA's sustainability certification program for furniture, certification through third-party verification against the e3 standard.

AIR-EMISSIONS

All Jordan products are supplied with air-emissions certified. Contact customer service for information.



FSC®

In 2005, Krug received Forest Stewardship Council® (FSC®) Chain-of-Custody certification for our manufacturing facilities. The FSC® Chain-of-Custody tracks certified wood from seedling to final sale. It verifies that the material for our FSC® certified products only come from well-managed, FSC®-certified forests and other controlled sources. FSC® is dedicated to the promotion of responsible forest management worldwide helping to take care of forests for future generations. Jordan and other Krug products can be specified with FSC® Certification. Contact customer service for further information, pricing and lead times.



Architects, designers, and building professionals can specify FSC®-certified products in order to achieve a point from the U.S. Green Building Council's Leadership in Energy and Environmental Design (LEED) Rating System.

JORDAN | ACTIVE PATIENT RECLINER - DIMENSIONS & COM REQUIRE-

DIMENSIONS

	Overall Width (incl. handle)	Overall Width (incl. handle) w/ Accessories	Overall Depth (upright)	Overall Depth when Reclined	Overall Height	Seat Height	Height of Arms from Floor	Width Between Arms	Seat Depth	Shipping Weight	Cube
21"	30.5	34.5	27	57	43.5	18.5	26	20.5	19	92	19
24"	33.5	37.5	27	57	43.5	18.5	26	23.5	19	99	24

COM REQUIREMENTS

	COM Yardage Complete Unit	COM Yardage Seat Only	COM Yardage Back Only	COM Yardage Seat & Back	COM Yardage Arm Panel Only	COM Yardage Ottoman
21"						
One Chair	4.88	0.9	1.3	2	2.7	0.5
Two Chair	9.8	1.3	2	3.2	4.3	0.5
Three Chair	14.7	2.1	3	5.2	5.9	0.9
Four Chair	19.6	2.5	5.1	6.9	8	0.9
24"						
One Chair	5.14	0.9	2	2	2.7	0.7
Two Chair	4.9	1.3	3.1	3.9	4.3	0.9
Three Chair	14.7	2.1	4.2	6	5.9	1.4
Four Chair	19.6	2.5	5.3	7.5	8	1.8

ORDERING NOTES: Combination upholstery (more than one upholstery cover within the same unit) is an option on all Jordan upholstered products. When combination upholstery is with upholstery of the same grade or COM, an upcharge for dual fabrics is **\$31 list** per unit and **\$60 list** per unit for three fabrics. When graded in combination upholstery is selected, use the highest grade upholstery selected or contact Customer Service for a quote - please provide the fabrics specified and a description of where each fabric is to be applied on the product in order to obtain a quote.

Active Patient Recliner Option Upcharges	\$ List		\$ List
Moisture Barrier & CAL 133 (per yard)	60	Solid Surface Arm Cap (per pair) - Gr A White	420
Ottoman Poly Cover	72	Solid Surface Arm Cap (per pair) - Gr A Color	426
Push Bar	196	Solid Surface Arm Cap (per pair) - Gr B	448
Removable Seat Cover	113	Solid Surface Arm Cap (per pair) - Gr C	470
Removable Back Cover	127	Patient Transfer Arm	825
IV Pole and Holder	352	Thermal Comfort	860
Flip Up Tablet	387		
Swing Away Tablet	426		

JORDAN | ACTIVE PATIENT RECLINER - FEATURES



INDEPENDENT BACK & OTTOMAN MECHANISMS

Two independent mechanisms provide a greater range of function and positions for the Active Patient Recliner: the back can be upright or reclined, independent of the ottoman which can be closed or extended separately from the back.



OTTOMAN ACTIVATION

The adjustment lever is situated to allow both the user and the caregiver to safely operate the ottoman function of the mechanism. The ottoman is generously padded for comfort, and can be given added protection with the optional Ottoman Protective Cover.



BACK ACTIVATION LEVER

The Active Patient Recliner comes with the back adjustment lever which creates an infinite number of back adjustments within the chair. The back adjustment lever comes in a black plastic finish, and is located on the left hand side (when facing the chair) and on the caregiver side of the arm.

ARM OPTIONS

Arms have urethane arm caps. The textured urethane provides enhanced durability and protection for the arms and is available in three color options; Black, Grey and Taupe. Please specify color when ordering. The urethane arm cap is field replaceable if damaged or degraded.

LATEX FREE

Krug products are made with latex-free materials to prevent the allergic reaction that latex causes in some people.

WEIGHT RATINGS

The Active Patient Recliner has a maximum weight rating of 350 lbs, under normal use (i.e. no excessive force in the use of the product). The ottoman mechanism itself will accept weight to a maximum of 60 lbs (above which it will drop down). The ottoman is designed as a leg rest only, and not designed to accept sitting or standing.

JORDAN | ACTIVE PATIENT RECLINER - OPTIONS



PUSH BAR

The optional push bar is ergonomically designed to assist care-giving staff in the movement and operation of the recliner, and reduce back strain on the caregiver.



IV POLE & HOLDER

The IV Pole is height adjustable (in a range of 27"), and can be added in the field. It can be located in three locations (left front only or right front or back as facing) - if ordered with the recliner, the location must be specified at time of order.



SWING AWAY TABLET

The Swing Away Tablet (24" x 14 3/4" x 3/4") is designed to be easily operated by the caregiver or user. The break away design allows for the tablet to be easily pushed away from the user in an emergency to gain quick access to the patient. The tablet has the ability to swing up and fold over and rotates 180 degrees. The kidney-shaped design is ideal for use as an eating, writing or work surface. The Swing Away Tablet is specified right handed based on a position facing the unit.



FLIP UP TABLET

The Flip Up Tablet's size is 18" x 14" x 3/4", and it is located on the right side based on a position facing the unit. It is available in Beech and Maple Veneer, as well as Plastic Laminate with a Polymer edge. It folds flat (protruding 3" from the side of the recliner when flat).



THERMAL COMFORT

Providing warmth to patients undergoing chemotherapy and other treatments can be vitally important. Thermal Comfort is operated with a hand-held controller located on the inside of the arm (please specify right hand side or left hand side -facing). It provides two heat zones: one in the seat and one in the back. Back and seat zones can be controlled independently, at a high or low heat setting. Thermal Comfort features a safety time-out that automatically shuts off heat after 30 minutes of use. Access to a 110/120 volt, 15 amp(min) electrical outlet is required.



CASTERS

Four heavy-duty 3" diameter soft wheel casters are standard on the recliner. The front casters are inline and locking; the rear casters are swivel and not visible. This combination provides a noticeable and user-friendly ease of steering when the recliner is being moved. Casters are field-replaceable if damaged.



OTTOMAN PROTECTIVE COVER

This optional clear protective cover is sewn into (and over top of) the lower portion of the upholstered ottoman, providing a layer of protection from marring and damage caused by footwear, cleaning and medical equipment, etc. It has an anti-fog additive to maintain clarity, and is resistant to cleaning solutions.



PATIENT TRANSFER ARM

The Patient Transfer Arm is designed to fold down where the arm is level with the chair seat. This design allows the caregiver to easily transport patients from the chair to bed or wheelchair. The arm is folded down by accessing the adjustment lever at the side of the chair. The Patient Transfer Arm can only be specified in a right handed position based on facing the unit.



SOLID SURFACE ARM CAP

The optional Solid Surface Arm Cap provides enhanced durability, protection and cleanability for the arms. This is field replaceable if this becomes damaged or degraded and is available in 8 standard colors. See [page 98](#) for color selection.



COMBINATION UPHOLSTERY OPTION

When combination upholstery is required with upholstery of the same grade or COM, an upcharge for dual fabrics is **\$31 list** per unit and **\$60 list** per unit for three fabrics. When graded in combination upholstery is selected, use the highest grade upholstery selected or contact Customer Service for a quote - please provide the fabrics specified and a description of where each fabric is to be applied on the product in order to obtain a quote.




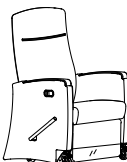



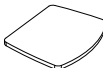



REMOVABLE COVERS AND REPLACEMENT COMPONENTS

Active Patient Recliners are available with Removable Seat Covers for an upcharge of **\$113 list** per seat. Active Patient Recliners are available with Removable Back Covers for an upcharge of **\$127 list** per back. Removable seat and back covers can be quickly installed on products that were originally ordered with the Removable Cover Option. Removable seat and back covers can also be installed on products that were not originally ordered with the Removable Cover Option, with some simple staple removal on the original seats and backs.

MOISTURE BARRIER & CAL 133

California Technical Bulletin 133 is a flammability test for seating. Krug offers a compliance method, in combination with non-flammable upholstery covers, may enable products to meet certification requirements for this test. This process at the same time also provides the products with a Moisture Barrier - a treatment that helps to prevent the passage of liquids and moisture to inside of the upholstered components - thereby conferring sanitary and anti-infection benefits. So when CAL 133 is specified, the product also automatically has a Moisture Barrier, and when a Moisture Barrier is specified, the product also features the compliance method and low flammability features of CAL 133. The application of this up-charge and the compliance method does not mean that the specific configuration of product and upholstery cover are tested and officially certified as being CAL133 compliant. If the official certification is required, Krug will provide this (through an independent certified testing laboratory) at a charge of \$852 per item, plus the cost of the product to be tested. Lead time for certification testing is typically 4-8 weeks.

JORDAN | ACTIVE PATIENT RECLINER



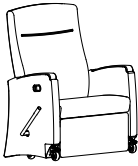





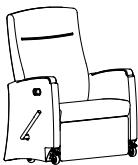
DESCRIPTION	MODEL	COM		COL		FABRIC GRADES			LEATHER	
		1	2	3	4	5	6	7	8	9
	Active Patient Recliner, 21", no options									
	JOR6APR210000	2767	2916	3070	3281	3524	3739	3980	4284	4588
	Active Patient Recliner, 21", with Ottoman Poly Cover									
	JOR6APR210010	2835	2987	3139	3351	3595	3807	4051	4354	4659
ORDERING NOTE: Options can be selected and added to the pre-configured models, using the pricing below										
 	Active Patient Recliner, 21", with Push bar									
	JOR6APR210001	2957	3108	3262	3473	3717	3930	4172	4475	4779
ORDERING NOTE: Options can be selected and added to the pre-configured models, using the pricing below										
 	Active Patient Recliner, 21", with Flip up Tablet									
	JOR6APR212000	3151	3304	3455	3668	3910	4123	4368	4671	4974
ORDERING NOTE: Options can be selected and added to the pre-configured models, using the pricing below										
 	Active Patient Recliner, 21", with Swing Away Tablet									
	JOR6APR211000	3191	3345	3496	3708	3951	4163	4407	4712	5013
ORDERING NOTE: Options can be selected and added to the pre-configured models, using the pricing below										
	Active Patient Recliner, 21", with Thermal Comfort									
	JOR6APR210100	3569	3720	3873	4084	4329	4541	4783	5087	5392
ORDERING NOTE: Options can be selected and added to the pre-configured models, using the pricing below										

Active Patient Recliner Option Upcharges		\$ List		\$ List
Moisture Barrier & CAL 133 (per yard)		60	Solid Surface Arm Cap (per pair) - Gr A White	420
Ottoman Poly Cover		72	Solid Surface Arm Cap (per pair) - Gr A Color	426
Push Bar		193	Solid Surface Arm Cap (per pair) - Gr B	448
Removable Seat Cover		113	Solid Surface Arm Cap (per pair) - Gr C	470
Removable Back Cover		127	Patient Transfer Arm	825
IV Pole and Holder		352	Thermal Comfort	860
Flip Up Tablet		387	Note: To change Urethane arm cap to Solid Surface option add an "S" to the model number and the upcharge above.	
Swing Away Tablet		426		

PRODUCT CODE KEY

Line	Series	Chair Type	Size	Tablets	Thermal Comfort	Ottoman	Push bar
JOR	6	APR	21	0	0	0	0
Jordan	Motion	Recliner		None	None	No Cover	None
			24	1	1	1	1
				Swing	Thermal Comfort	Poly Cover	Push bar Included
				2			
				Flip up Tablet			

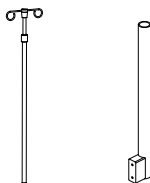
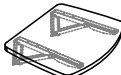
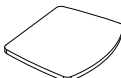
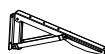
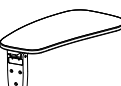



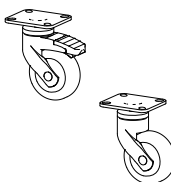
JORDAN | ACTIVE PATIENT RECLINER

DESCRIPTION	MODEL	COM 1	2	COL 3	4	FABRIC GRADES 5	6	7	LEATHER 8	9
	Active Patient Recliner, 24", no options JOR6APR240000	2812	2972	3131	3356	3612	3835	4090	4413	4731
	Active Patient Recliner, 24", with Ottoman Poly Cover JOR6APR240010	2881	3042	3204	3426	3681	3905	4162	4481	4801
ORDERING NOTE: Options can be selected and added to the pre-configured models, using the pricing below										
 	Active Patient Recliner, 24", with Push bar JOR6APR240001	3003	3164	3322	3546	3803	4027	4283	4603	4923
ORDERING NOTE: Options can be selected and added to the pre-configured models, using the pricing below										
 	Active Patient Recliner, 24", with Flip up Tablet JOR6APR242000	3196	3357	3517	3743	3998	4219	4476	4797	5116
ORDERING NOTE: Options can be selected and added to the pre-configured models, using the pricing below										
 	Active Patient Recliner, 24", with Swing Away Tablet JOR6APR241000	3237	3399	3555	3781	4038	4261	4518	4838	5158
ORDERING NOTE: Options can be selected and added to the pre-configured models, using the pricing below										
	Active Patient Recliner, 24", with Thermal Comfort JOR6APR240100	3614	3774	3934	4160	4415	4638	4895	5215	5535
ORDERING NOTE: Options can be selected and added to the pre-configured models, using the pricing below										

Active Patient Recliner Option Upcharges		\$ List	\$ List
Moisture Barrier & CAL 133 (per yard)	60	Solid Surface Arm Cap (per pair) - Gr A White	420
Ottoman Poly Cover	72	Solid Surface Arm Cap (per pair) - Gr A Color	426
Push Bar	193	Solid Surface Arm Cap (per pair) - Gr B	448
Removable Seat Cover	113	Solid Surface Arm Cap (per pair) - Gr C	470
Removable Back Cover	127	Patient Transfer Arm	825
IV Pole and Holder	352	Thermal Comfort	860
Flip Up Tablet	387	Note: To change Urethane arm cap to Solid Surface option add an "S" to the model number and the upcharge above.	
Swing Away Tablet	426		

PRODUCT CODE KEY							
Line	Series	Chair Type	Size	Tablets	Thermal Comfort	Ottoman	Push bar
JOR	6	APR	21	0	0	0	0
Jordan	Motion	Recliner		None	None	No Cover	None
			24	1	1	1	1
				Swing	Thermal Comfort	Poly Cover	Push bar Included
				2			
				Flip up Tablet			

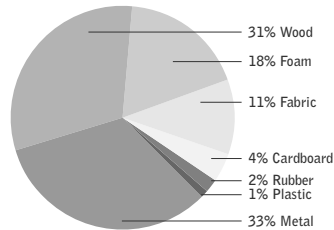
JORDAN | ACTIVE PATIENT RECLINER ACCESSORIES & REPLACEMENT COMPONENTS

DESCRIPTION	MODEL	PRICE		WEIGHT	CUBES
	IV Pole JOR8-RCRIP	271		3.8	1.4
	IV Pole Holder JOR8-RCRIPB	81		2	0.2
	Flip Up Tablet with brackets JOR8-RCRTK (wood or laminate)	387		6.6	1.6
	Flip Up Tablet JOR8-RCRT (wood or laminate)	310	18”w x 14”d x .75”h	5.8	1.4
	Flip Up Tablet Bracket JOR8-RCRTH	111		0.8	0.2
	Swing Away Tablet with Mechanism JOR8-SRST (wood or laminate)	426	24”w x 14.75”d x .75”h	20	1.2
	Swing Away Tablet Only JOR8-SRRT (wood or laminate)	221		7	0.8
	Swing Away Tablet Mechanism Only JOR8-SRRTH	280		13	1
	Push Bar JOR8-SRRPB	191		2	0.3
	In-line Front caster – Locking JOR6-APRRCASFL	43		2	0.2
	Swivel Rear caster – Locking JOR6-APRRCASRL	89		2	0.2
	Swivel Rear caster – Non-locking JOR6-APRRCASRN			2	0.2

LEED CI CREDITS



MATERIAL CONTENT:



PRE-CONSUMER
RECYCLED CONTENT = 6.5%

POST-CONSUMER
RECYCLED CONTENT = 13%

Up to 35.4% of this Jordan product is recyclable at the end of its useful life.

CONTRIBUTES TO

CREDIT 2.1 - 2.2	Construction Waste Management	1-2 point(s)
CREDIT 3.3	Resource Reuse	1 point
CREDIT 4.1	Recycled Content	1 point
CREDIT 4.5	Low Emitting Materials, Systems & Seating	1 point
CREDIT 5.1	Regional Materials*	1 point
CREDIT 7	Certified Wood (MUST BE REQUESTED)	1 point(s)

*This credit is only applicable if in total 20% of the combined value of the procurement of construction materials and in the furniture are manufactured within a radius of 500 miles. This credit will apply if the installation of the finished product occurs within 500 miles of Kitchener, Ontario.

level® CERTIFICATION, AIR EMISSIONS AND FSC® CERTIFICATION



level® CERTIFICATION

BIFMA's e3 Furniture Sustainability Standard is a voluntary, multi-attribute standard that measures the degree of sustainability of furniture. This standard evaluates product and company environmental attributes and compliance systems in a wide range of elements which include Materials, Energy & Atmosphere, Human & Ecosystem Health and Social Responsibility. Jordan products have earned level®, BIFMA's sustainability certification program for furniture, certification through third-party verification against the e3 standard.

AIR-EMISSIONS

All Jordan products are supplied with air-emissions certified. Contact customer service for information.



FSC®

In 2005, Krug received Forest Stewardship Council® (FSC®) Chain-of-Custody certification for our manufacturing facilities. The FSC® Chain-of-Custody tracks certified wood from seedling to final sale. It verifies that the material for our FSC® certified products only come from well-managed, FSC®-certified forests and other controlled sources. FSC® is dedicated to the promotion of responsible forest management worldwide helping to take care of forests for future generations. Jordan and other Krug products can be specified with FSC® Certification. Contact customer service for further information, pricing and lead times.



Architects, designers, and building professionals can specify FSC®-certified products in order to achieve a point from the U.S. Green Building Council's Leadership in Energy and Environmental Design (LEED) Rating System.

JORDAN | 3-POSITION RECLINER - DIMENSIONS & COM REQUIREMENTS

DIMENSIONS

	Overall Width with 3-Position Mechanism	Overall Width with 3-Position Mechanism with Trendelenburg	Overall Width with Cushioned Armrest	Overall Width with Accessories	Overall Depth	Overall Depth when Reclined	Overall Height	Seat Height	Height of Arms from Floor	Width Between Arms	Seat Depth	Shipping Weight	Cube
3-Position Recliner	29.5	31.5	32	34.5	35	64	45.5	19.5	28.25	23	20	175	27

COM REQUIREMENTS

		COM Yardage Complete Unit	COM Yardage Seat Only	COM Yardage Back Only	COM Yardage Arm Panel Only	COM Yardage Footrest Upholstered Pad Only	Cushioned Armrest Only
Recliner	One Chair	6	1.0	2.5	2.8	0.6	.75
	Two Chairs	12	2.0	5	5.6	1.2	1.5
	Three Chairs	18	3.0	7.5	8.4	1.8	2.25
	Four Chairs	24	4.0	10	11.2	2.4	3


WEIGHT CAPACITIES: Jordan 3-Position Recliner has a maximum weight rating of 350 lbs under normal use (i.e. no excessive force in the use of the product).

JORDAN | 3-POSITION RECLINER - FEATURES & OPTIONS



HIGH DURABILITY MECHANISM

Jordan 3-Position Recliner mechanisms are designed for high-traffic, intensive use in care-giving environments. They are built with high-strength steel, and include Delrin™ wear pads between moving components for added smoothness and longevity.



ENHANCED CUSHIONING

The Jordan Recliners have been upgraded with a softer seat, a more pronounced headrest, and contoured back shaping for improved support. These enhancements, along with the addition of dual-density foam, make these recliners the leader in patient comfort.



RECLINER - 3-POSITION MECHANISM

This mechanism provides 3 distinct user positions:

Position A - Seated with feet on the floor, footrest in down (closed) position. Seat-back angle is 104 degrees, and the back is reclined 20 degrees from vertical.

Position B - Footrest is fully extended, back is in mid-position. Seat-back angle remains at 104 degrees, and the back is 25 degrees from vertical.

Position C - Full recline with footrest fully extended. Seat-back angle is opened to 125 degrees, and the back is 45 degrees from vertical.



PUSH BAR

This is a standard feature on the Jordan 3-Position Recliner when ordered with casters. Ergonomically designed to assist care-giving staff in the movement and operation of the recliner, and reduce back strain on the care-giver.



MECHANISM WITH TRENDLENBURG

This mechanism provides the same positions described above, as well as the additional Trendelenburg position: full recline with footrest fully extended, seat-back angle remains at 125 degrees, but the back is now 65 degrees from vertical - resulting in the feet being above the head. It is activated by a foot-release lever that is accessible from either side of the recliner. Not available on Jordan Recliner Plus.



ARM OPTIONS

Jordan features 8 arm style options; fully upholstered, fully upholstered with urethane or solid surface arm cap, wood, wood with urethane or solid surface arm cap, full urethane and cushioned arm rest. The arm cap option provides enhanced durability and protection for the arms. The arm cap is field replaceable if damaged or degraded. See page 98 for color selections.



LEGS

Jordan Recliners are available with wood legs - in either Beech or Maple. Two options exist for glides on the Jordan Recliners. The white nylon glides are ideal for use on flooring that is easily marked. The stainless steel glides should be utilized for all other types floor surfaces. The stainless steel glide is provided when ordering the Jordan Recliners unless the white nylon glide is specified. The white nylon glide is available at the same price as the stainless steel option.

JORDAN | 3-POSITION RECLINER - OPTIONS



FOLEY HOOK

This recessed, retractable hook system provides a mounting system for catheter bags. It is spring-loaded to automatically retract when not in use, to eliminate any hazard.



IV POLE & HOLDER

The Jordan IV Pole is height adjustable (in a range of 27"), and can be added in the field. It can be located in any of four locations (left or right, front or back) -if ordered with the recliner, the location must be specified at time of order.



CUSHIONED ARMREST

The Cushioned Armrest was designed to maximize patient comfort during infusion treatments. The extra padded and wider arms provide comfort and support over long periods of time. Arms can be ordered in Krug standard healthcare rated grey vinyl or in coordinating textiles.



FLIP UP TABLET

The tablet's size is 18" x 14" x 3/4", and it can be located on either side of the recliner (must be specified if being ordered with the recliner). It is available in Beech and Maple Veneer, as well as Plastic Laminate with a Polymer edge. It folds flat (protruding 3" from the side of the recliner when flat). Please specify whether a right-handed or left-handed position is needed when ordering. Tablet must be mounted on the opposite side when a Patient Transfer Arm is ordered.



SWING AWAY TABLET

The Swing Away Tablet (24" x 14 3/4" x 3/4") is designed to be easily operated by the caregiver or user. The Break Away design allows for the tablet to be easily pushed away from the user in an emergency to gain quick access to the patient. The tablet has the ability to slide up and fold over and rotates 180 degrees. The kidney-shaped design is ideal for use as an eating, writing or work surface. The Footrest activation lever is specified either left or right handed based on a position facing the unit and opposite to where the tablet appears.



PATIENT TRANSFER ARM

The Patient Transfer Arm is designed to fold down where the arm is level with the chair seat. This design allows the caregiver to easily transport patients from the chair to bed. The arm is folded down by accessing the adjustment lever at the side of the chair. The Patient Transfer Arm is specified in a right or left handed position based on facing the unit. Please note, the Patient Transfer Arm cannot be located on the same side as IV Poles or the footrest lever or tablets.



FOOT TRAY

This option provides a concealed, pull-out tray to assist patients with ingress and egress. It features a non-slip tread and dedicated casters that prevent tipping when standing on the tray.



THERMAL COMFORT

Providing warmth to patients undergoing chemotherapy and other treatments can be vitally important. Thermal Comfort is an option available on all Jordan Recliners, and features a hand-held controller located on the inside arm of the recliner (please specify right hand side or left hand side -facing). It provides two heat zones: one in the seat and one in the back. Back and seat zones can be controlled independently, to one of two heat settings. Controls are conveniently placed for the user to access and include a safety time-out feature after 30 minutes. Access to a 110/120 volt, 15 amp(min) electrical outlet is required.



POWER CONTROL

Optional motorized recline is available on Jordan 3-Position Recliner. The Recliner features a single function control which operates the back and ottoman simultaneously. The control location is standard on the inside left (facing) of the arm, alternately can be specified on the right if required, must be clearly noted on the P.O.. Power can also be specified with a lithium battery pack able to run 200 cycles on a full charge.



CASTERS

The standard caster is 4" in diameter soft-wheel, full swivel, with a lock that in a single action locks both the swivel and rotation of the caster. The Central Locking caster has the same features, with a hooded design.







CENTRAL CASTER LOCKING SYSTEM

Allows for single action locking of all four casters at one time. Casters are locked both directionally and rotationally, keeping the recliner in place when locked. The color-coded external foot pedal indicates Red for the locked position (when lowered) and Green for the unlocked position (when unlabeled). The standard position for the foot pedal is located at the rear outside of the left (facing) arm panel. It can optionally be located at the front outside of the arm panel (either side) or at rear of right (facing) arm panel. Central locking casters are 4" diameter with soft wheel treads. Purchase orders must indicate Central Caster Locking System option, note the requested position, and include the upcharge - see pricing pages for upcharge info.

REMOVABLE COVERS AND REPLACEMENT COMPONENTS

Jordan 3-Position Recliner chairs are available with removable seat and back covers for an upcharge. Removable seat and back covers can be quickly installed on Jordan products that were originally ordered with the removable cover option. Removable seat and back covers can also be installed on Jordan products that were not originally ordered with the Removable cover option, with some simple staple removal on the original seats and backs.

JORDAN | 3-POSITION RECLINER

DESCRIPTION/MODEL	Species	COM		COL		FABRIC GRADES			LEATHER	
		1	2	3	4	5	6	7	8	9
	Upholstered Arm, 3-Position Mechanism, with legs									
	JOR8-RCUPH12	Beech	3238	3417	3594	3844	4127	4378	4661	5372
	(no push bar)	Maple	3260	3440	3615	3866	4149	4398	4682	5394
	Upholstered Arm, 3-Position Mechanism with Trendelenburg, with legs									
	JOR8-RCUPH22	Beech	3325	3504	3681	3932	4214	4466	4747	5461
	(no push bar)	Maple	3348	4856	3703	3953	4236	4486	4770	5481
	Upholstered Arm, 3-Position Mechanism, with casters									
	JOR8-RCUPH11	n/a	3312	3491	3669	3918	4203	4451	4737	5446
	Upholstered Arm, 3-Position Mechanism with Trendelenburg, with casters									
	JOR8-RCUPH21	n/a	3401	3579	3756	4007	4289	4540	4822	5535

ORDERING NOTES:
All Jordan Recliners components are specified either left or right handed based on a position facing the unit. Jordan Recliners ship with the back apart from the chair folded down inside the packaging.





Jordan Recliner Option Upcharges	\$ List	List
Moisture Barrier (per yard)	60	Power Mechanism - Corded 890
Removable Seat Cover	110	Power Mechanism - Battery 1197
Removeable Back Cover	120	Power Trendelenburg Mechanism - Corded 985
Patient Transfer Arm	865	Power Trendelenburg Mechanism - Battery 1305
Foley Catheter Hook	200	Replacement Battery 575
IV Pole & Holder	352	Solid Surface Arm Cap (per pair) - Gr A White 480
Flip Up Tablet	387	Solid Surface Arm Cap (per pair) - Gr A Color 490
Swing Away Tablet	426	Solid Surface Arm Cap (per pair) - Gr B 509
Central Caster Locking System	997	Solid Surface Arm Cap (per pair) - Gr C 536
Thermal Comfort	860	
Combination Upholstery Option - 2 fabrics	31	
Combination Upholstery Option - 3 fabrics	60	

Note: For Solid Surface option replace arm type with "USS" in the model number and add the upcharge above.

PRODUCT CODE KEY

Line	Series	Chair Type	Arm Type	Mechanism	Style
JOR	8	RC	UPH	1	1
Jordan	Motion	Recliner	Upholstered Arm	3-Position Mechanism	Casters
		PRC	USS	2	2
		Power Recliner	Upholstered Arm with Solid Surface Cap	3-Position with Trendelenburg Mechanism	Wood Legs
			TUP		3
			Transfer - Upholstered Arm		Central Locking Casters
			TUS		
			Transfer - Upholstered Arm with Solid Surface Cap		

JORDAN | 3-POSITION RECLINER

DESCRIPTION/MODEL	Species	COM	COL				FABRIC GRADES			LEATHER	
		1	2	3	4	5	6	7	8	9	
	Upholstered Arm with Urethane Cap , 3-Position Mechanism, with legs										
	JOR8-RCUUR12	Beech	3329	3508	3685	3935	4218	4469	4752	5108	5463
	(no push bar)	Maple	3351	3531	3706	3957	4240	4489	4773	5129	5485
	Upholstered Arm with Urethane Cap, 3-Position Mechanism with Trendelenburg, with legs										
	JOR8-RCUUR22	Beech	3416	3595	3772	4023	4305	4557	4838	5196	5552
	(no push bar)	Maple	3439	3617	3794	4044	4327	4577	4861	5218	5572
	Upholstered Arm with Urethane Cap, 3-Position Mechanism, with casters										
	JOR8-RCUUR11	n/a	3403	3582	3760	4009	4294	4542	4828	5184	5537
	Upholstered Arm with Urethane Cap, 3-Position Mechanism with Trendelenburg, with casters										
	JOR8-RCUUR21	n/a	3492	3670	3847	4098	4380	4631	4913	5271	5626

ORDERING NOTES:





All Jordan Recliners components are specified either left or right handed based on a position facing the unit. Jordan Recliners ship with the back apart from the chair folded down inside the packaging.

Jordan Recliner Option Upcharges	\$ List	List
Moisture Barrier (per yard)	60	Power Mechanism - Corded 890
Removable Seat Cover	110	Power Mechanism - Battery 1197
Removeable Back Cover	120	Power Trendelenburg Mechanism - Corded 985
Patient Transfer Arm	865	Power Trendelenburg Mechanism - Battery 1305
Foley Catheter Hook	200	Replacement Battery 575
IV Pole & Holder	352	
Flip Up Tablet	387	
Swing Away Tablet	426	
Central Caster Locking System	997	
Thermal Comfort	860	
Combination Upholstery Option - 2 fabrics	31	
Combination Upholstery Option - 3 fabrics	60	

PRODUCT CODE KEY

Line	Series	Chair Type	Arm Type	Mechanism	Style
JOR	8	RC	UUR	1	1
Jordan	Motion	Recliner	Upholstered Arm with Urethane Cap	3-Position Mechanism	Casters
		PRC	TUU	2	2
		Power Recliner	Transfer - Upholstered Arm with Urethane Cap	3-Position with Trendelenburg Mechanism	Wood Legs
					3
					Central Locking Casters

JORDAN | 3-POSITION RECLINER

DESCRIPTION/MODEL	Species	COM	COL		FABRIC GRADES			LEATHER			
		1	2	3	4	5	6	7	8	9	
	Full Urethane Arm, 3-Position Mechanism, with legs										
	JOR8-RCFUR12	Beech	3350	3529	3706	3955	4239	4489	4773	5129	5484
	(no push bar)	Maple	3371	3551	3726	3978	4260	4510	4793	5149	5505
	Full Urethane Arm, 3-Position Mechanism with Trendelenburg, with legs										
	JOR8-RCFUR22	Beech	3437	3616	3793	4043	4326	4577	4859	5217	5573
	(no push bar)	Maple	3459	3637	3814	4065	4347	4598	4881	5238	5592
	Full Urethane Arm, 3-Position Mechanism, with casters										
	JOR8-RCFUR11	n/a	3423	3603	3781	4029	4315	4562	4849	5205	5557
	Full Urethane Arm, 3-Position Mechanism with Trendelenburg, with casters										
	JOR8-RCFUR21	n/a	3512	3690	3867	4118	4400	4651	4933	5291	5646

ORDERING NOTES:





All Jordan Recliners components are specified either left or right handed based on a position facing the unit. Jordan Recliners ship with the back apart from the chair folded down inside the packaging.

Jordan Recliner Option Upcharges	\$ List		List
Moisture Barrier (per yard)	60	Power Mechanism - Corded	890
Removable Seat Cover	110	Power Mechanism - Battery	1197
Removeable Back Cover	120	Power Trendelenburg Mechanism - Corded	985
Patient Transfer Arm	865	Power Trendelenburg Mechanism - Battery	1305
Foley Catheter Hook	200	Replacement Battery	575
IV Pole & Holder	352		
Flip Up Tablet	387		
Swing Away Tablet	426		
Central Caster Locking System	997		
Thermal Comfort	860		
Combination Upholstery Option - 2 fabrics	31		
Combination Upholstery Option - 3 fabrics	60		

PRODUCT CODE KEY

Line	Series	Chair Type	Arm Type	Mechanism	Style
JOR	8	RC	FUR	1	1
Jordan	Motion	Recliner	Full Urethane	3-Position Mechanism	Casters
		PRC	TFU	2	2
		Power Recliner	Transfer - Full Urethane	3-Position with Trendelenburg Mechanism	Wood Legs
					3
					Central Locking Casters

JORDAN | 3-POSITION RECLINER

DESCRIPTION/MODEL	Species	COM		COL		FABRIC GRADES			LEATHER	
		1	2	3	4	5	6	7	8	9
	Wood Arm, 3-Position Mechanism with legs (no push bar)									
	JOR8-RCWOD12	Beech	3447	3626	3803	4053	4336	4587	4870	5226
		Maple	3525	3704	3881	4130	4414	4664	4948	5581
	Wood Arm, 3-Position Mechanism with Trendelenburg with legs (no push bar)									
	JOR8-RCWOD22	Beech	3534	3713	3890	4141	4423	4675	4956	5314
		Maple	3612	3791	3968	4218	4501	4752	5034	5670
	Wood Arm, 3-Position Mechanism with Casters									
	JOR8-RCWOD11	Beech	3521	3700	3878	4126	4412	4659	4946	5302
		Maple	3543	3722	3900	4149	4434	4682	4968	5655
	Wood Arm, 3-Position Mechanism with Trendelenburg with Casters									
	JOR8-RCWOD21	Beech	3610	3788	3965	4215	4498	4748	5031	5389
		Maple	3632	3810	3987	4238	4520	4771	5053	5744

ORDERING NOTES:





All Jordan Recliners components are specified either left or right handed based on a position facing the unit. Jordan Recliners ship with the back apart from the chair folded down inside the packaging.

Jordan Recliner Option Upcharges	\$ List	List
Moisture Barrier (per yard)	60	Power Mechanism - Corded 890
Removable Seat Cover	110	Power Mechanism - Battery 1197
Removeable Back Cover	120	Power Trendelenburg Mechanism - Corded 985
Patient Transfer Arm	865	Power Trendelenburg Mechanism - Battery 1305
Foley Catheter Hook	200	Replacement Battery 575
IV Pole & Holder	352	Solid Surface Arm Cap (per pair) - Gr A White 480
Flip Up Tablet	387	Solid Surface Arm Cap (per pair) - Gr A Color 490
Swing Away Tablet	426	Solid Surface Arm Cap (per pair) - Gr B 509
Central Caster Locking System	997	Solid Surface Arm Cap (per pair) - Gr C 536
Thermal Comfort	860	
Combination Upholstery Option - 2 fabrics	31	Note: For Solid Surface option replace arm type with "SSC" in the model number and add the upcharge above.
Combination Upholstery Option - 3 fabrics	60	

PRODUCT CODE KEY

Line	Series	Chair Type	Arm Type	Mechanism	Style
JOR	8	RC	WOD	1	1
Jordan	Motion	Recliner	Wood Arm	3-Position Mechanism	Casters
		PRC	SSC	2	2
		Power Recliner	Wood Arm with Solid Surface Cap	3-Position with Trendelenburg Mechanism	Wood Legs
			TWD		3
			Transfer - Wood Arm		Central Locking Casters
			TSS		
			Transfer - Wood Arm with Solid Surface Cap		

JORDAN | 3-POSITION RECLINER

DESCRIPTION/MODEL	Species	COM		COL		FABRIC GRADES			LEATHER	
		1	2	3	4	5	6	7	8	9
	Wood Arm with Urethane Cap, 3-Position Mechanism with legs									
	JOR8-RCURE12	Beech	3567	3746	3923	4172	4456	4706	4990	5346
	(no push bar)	Maple	3644	3823	4000	4250	4533	4784	5067	5701
	Wood Arm with Urethane Cap, 3-Position Mechanism with Trendelenburg with legs									
	JOR8-RCURE22	Beech	3654	3833	4010	4260	4543	4794	5076	5434
	(no push bar)	Maple	3731	3910	4087	4338	4620	4872	5153	5790
	Wood Arm with Urethane Cap, 3-Position Mechanism with casters									
	JOR8-RCURE11	Beech	3640	3819	3997	4246	4531	4779	5065	5421
		Maple	3663	3842	4020	4268	4554	4801	5088	5774
	Wood Arm with Urethane Cap, 3-Position Mechanism with Trendelenburg with casters									
	JOR8-RCURE21	Beech	3729	3907	4084	4335	4617	4868	5150	5508
		Maple	3752	3930	4107	4357	4640	4890	5173	5863

ORDERING NOTES:





All Jordan Recliners components are specified either left or right handed based on a position facing the unit. Jordan Recliners ship with the back apart from the chair folded down inside the packaging.

Jordan Recliner Option Upcharges	\$ List	List
Moisture Barrier (per yard)	60	Power Mechanism - Corded
Removable Seat Cover	110	Power Mechanism - Battery
Removeable Back Cover	120	Power Trendelenburg Mechanism - Corded
Patient Transfer Arm	865	Power Trendelenburg Mechanism - Battery
Foley Catheter Hook	200	Replacement Battery
IV Pole & Holder	352	
Flip Up Tablet	387	
Swing Away Tablet	426	
Central Caster Locking System	997	
Thermal Comfort	860	
Combination Upholstery Option - 2 fabrics	31	
Combination Upholstery Option - 3 fabrics	60	

PRODUCT CODE KEY

Line	Series	Chair Type	Arm Type	Mechanism	Style
JOR	8	RC	URE	1	1
Jordan	Motion	Recliner	Wood Arm with Urethane Cap	3-Position Mechanism	Casters
		PRC	TUR	2	2
		Power Recliner	Transfer - Wood Arm with Urethane Cap	3-Position with Trendelenburg Mechanism	Wood Legs
					3
					Central Locking Casters

JORDAN | 3-POSITION RECLINER

DESCRIPTION/MODEL		Species	COM	COL				FABRIC GRADES		LEATHER	
			1	2	3	4	5	6	7	8	9
	Cushioned Armrest, 3-Position Mechanism with legs (no push bar)										
	JOR8-RCINF12	Beech	3566	3745	3922	4171	4455	4705	4989	5345	5700
		Maple	3587	3767	3942	4194	4476	4726	5009	5365	5721
	Cushioned Armrest, 3-Position Mechanism with Trendelenburg with legs (no push bar)										
	JOR8-RCINF22	Beech	3653	3832	4009	4259	4542	4793	5075	5433	5789
		Maple	3675	3853	4030	4281	4563	4814	5097	5454	5808
	Cushioned Armrest, 3-Position Mechanism with casters										
	JOR8-RCINF11	n/a	3689	3868	4045	4296	4579	4830	5112	5470	5828
			3728	3906	4083	4334	4616	4867	5149	5507	5862
	Cushioned Armrest, 3-Position Mechanism with Trendelenburg with casters										
	JOR8-RCINF21	n/a									

ORDERING NOTES:

All Jordan Recliners components are specified either left or right handed based on a position facing the unit. Jordan Recliners ship with the back apart from the chair folded down inside the packaging.

Jordan Recliner Option Upcharges	\$ List	List
Moisture Barrier (per yard)	60	Power Mechanism - Corded 890
Removable Seat Cover	110	Power Mechanism - Battery 1197
Removeable Back Cover	120	Power Trendelenburg Mechanism - Corded 985
Patient Transfer Arm	865	Power Trendelenburg Mechanism - Battery 1305
Foley Catheter Hook	200	Replacement Battery 575
IV Pole & Holder	352	
Flip Up Tablet	387	
Swing Away Tablet	426	
Central Caster Locking System	997	
Thermal Comfort	860	
Combination Upholstery Option - 2 fabrics	31	
Combination Upholstery Option - 3 fabrics	60	

COORDINATING CUSHIONED ARM OPTION - please add the following up charges for Cushioned Arm in coordinating fabric.

Fabric Grades	1	2	3	4	5	6	7	8	9
2 ARMS	20	43	65	113	159	204	250	296	388

PRODUCT CODE KEY

Line	Series	Chair Type	Arm Type	Mechanism	Style
JOR	8	RC	INF	1	1
Jordan	Motion	Recliner	Cushioned Armrest	3-Position Mechanism	Casters
		PRC		2	2
		Power Recliner		3-Position with Trendelenburg Mechanism	Wood Legs
			TIN		3
			Transfer - Cushioned Armrest		Central Locking Casters

JORDAN | RECLINER PLUS

DIMENSIONS

	Overall Width with 3-Position Mechanism	Overall Width with 3-Position Mechanism with Trendelenberg	Overall Width with Cushioned Armrest	Overall Width with Accessories	Overall Depth	Overall Depth when Reclined	Overall Height	Seat Height	Height of Arms from Floor	Width Between Arms	Seat Depth	Shipping Weight	Cube
Recliner Plus	39	-	41.5	44	35	72	45.5	19.5	28.25	28.75	20	202	36

COM REQUIREMENTS

		COM Yardage Complete Unit	COM Yardage Seat Only	COM Yardage Back Only	COM Yardage Arm Panel Only	COM Yardage Footrest Upholstered Pad Only	Cushioned Armrest Only
Recliner Plus	One Chair	7.7	1.31	3.10	2.8	0.6	.75
	Two Chairs	15.4	2.62	5.6	5.6	1.2	1.5
	Three Chairs	23.1	3.93	8.4	8.4	1.8	2.25
	Four Chairs	30.8	4.12	11.2	11.2	2.4	3

WEIGHT CAPACITIES :


Jordan Recliner Plus has a maximum weight rating of 500 lbs under normal use (i.e. no excessive force in the use of the product).

JORDAN | RECLINER PLUS FEATURES & OPTIONS



HIGH DURABILITY MECHANISM

Jordan Recliner Plus mechanisms are designed for high-traffic, intensive use in care-giving environments. They are built with high-strength steel, and include Delrin™ wear pads between moving components for added smoothness and longevity.



ENHANCED CUSHIONING

The Jordan Recliners have been upgraded with a softer seat, a more pronounced headrest, and contoured back shaping for improved support. These enhancements, along with the addition of dual-density foam, make these recliners the leader in patient comfort.



JORDAN RECLINER PLUS MECHANISM

This mechanism provides Infinitely Adjustable positions: Position A - Seated with feet on the floor, footrest in down (closed) position. Seat-back angle is 102 degrees. Position B - Footrest is fully extended, without compromising the upright position of the back. The seat-back angle remains at 102 degrees. Position C - is the range of infinite adjustability from the seated position of 102 degrees back angle to the fully reclined position at 133 degrees. The Infinitely Adjustable Back angle can be locked in any position with the back adjustment lever that goes to a maximum of 133 degrees when fully extended.



PUSH BAR

This is a standard feature on the Jordan recliner when ordered with casters. Ergonomically designed to assist care-giving staff in the movement and operation of the recliner, and reduce back strain on the caregiver.



LEGS

Jordan Recliners are available with wood legs - in either Beech or Maple. Two options exist for glides on the Jordan Recliners. The white nylon glides are ideal for use on flooring that is easily marked. The stainless steel glides should be utilized for all other types floor surfaces. The stainless steel glide is provided when ordering the Jordan Recliners unless the white nylon glide is specified. The white nylon glide is available at the same price as the stainless steel option.



BACK ADJUSTMENT LEVER

The Jordan Recliner Plus comes with the back adjustment lever which creates an infinite number of back adjustments within the chair. The back adjustment lever comes in a black plastic finish on the caregiver side. The standard position when ordering is left hand based on a position facing the unit, unless specified otherwise.



FOOTREST LEVER

Jordan Recliner Plus comes with the footrest lever, which extends and closes the built-in footrest. The footrest lever comes in a powder-coated finish to match the casters. The standard position when ordering is a left hand position based on facing the unit, unless specified otherwise.



ARM OPTIONS

Arms are available in wood, wood with urethane arm cap, wood with solid surface arm cap or full urethane. The urethane provides enhanced durability and protection for the arms and is available in three color options; Black, Grey and Taupe. The urethane arm cap is field replaceable if damaged or degraded.

JORDAN | RECLINER PLUS FEATURES & OPTIONS



FOLEY HOOK

This recessed, retractable hook system provides a mounting system for catheter bags. It is spring-loaded to automatically retract when not in use, to eliminate any hazard.



IV POLE & HOLDER

The Jordan IV Pole is height adjustable (in a range of 27"), and can be added in the field. It can be located in any of four locations (left or right, front or back) -if ordered with the recliner, the location must be specified at time of order.



CUSHIONED ARMREST

The Cushioned Armrest was designed to maximize patient comfort during infusion treatments. The extra padded and wider arms provide comfort and support over long periods of time. Arms can be ordered in Krug standard healthcare rated grey vinyl or in coordinating textiles.



FLIP UP TABLET

The tablet's size is 18" x 14" x 3/4", and it can be located on either side of the recliner (must be specified if being ordered with the recliner). It is available in Beech and Maple Veneer, as well as Plastic Laminate with a Polymer edge. It folds flat (protruding 3" from the side of the recliner when flat). Please specify whether a right-handed or left-handed position is needed when ordering. Tablet must be mounted on the opposite side when a Patient Transfer Arm is ordered.



SWING AWAY TABLET

The Swing Away Tablet (24" x 14 3/4" x 3/4") is designed to be easily operated by the caregiver or user. The Break Away design allows for the tablet to be easily pushed away from the user in an emergency to gain quick access to the patient. The tablet has the ability to slide up and fold over and rotates 180 degrees. The kidney-shaped design is ideal for use as an eating, writing or work surface. The Footrest activation lever is specified either left or right handed based on a position facing the unit and opposite to where the tablet appears.



PATIENT TRANSFER ARM

The Patient Transfer Arm is designed to fold down where the arm is level with the chair seat. This design allows the caregiver to easily transport patients from the chair to bed. The arm is folded down by accessing the adjustment lever at the side of the chair. The Patient Transfer Arm is specified in a right or left handed position based on facing the unit. Please note, the Patient Transfer Arm cannot be located on the same side as IV Poles or the footrest lever or tablets.



FOOT TRAY

This option provides a concealed, pull-out tray to assist patients with ingress and egress. It features a non-slip tread and dedicated casters that prevent tipping when standing on the tray.



THERMAL COMFORT

Providing warmth to patients undergoing chemotherapy and other treatments can be vitally important. Thermal Comfort is an option available on all Jordan Recliners, and features a hand-held controller located on the inside arm of the recliner (please specify right hand side or left hand side -facing). It provides two heat zones: one in the seat and one in the back. Back and seat zones can be controlled independently, to one of two heat settings. Controls are conveniently placed for the user to access and include a safety time-out feature after 30 minutes. Access to a 110/120 volt, 15 amp(min) electrical outlet is required.



CASTERS

The standard caster is 4" in diameter, soft-wheel, full swivel, with a lock that in a single action locks both the swivel and rotation of the caster. The Central Locking caster has the same features, with a hooded design.







CENTRAL CASTER LOCKING SYSTEM

Allows for single action locking of all four casters at one time. Casters are locked both directionally and rotationally, keeping the recliner in place when locked. The color-coded external foot pedal indicates Red for the locked position (when lowered) and Green for the unlocked position (when unlowered). The standard position for the foot pedal is located at the rear outside of the left (facing) arm panel. It can optionally be located at the front outside of the arm panel (either side) or at rear of right (facing) arm panel. Central locking casters are 4" diameter with soft wheel treads. Purchase orders must indicate Central Caster Locking System option, note the requested position, and include the upcharge - see pricing pages for upcharge info.

REMOVABLE COVERS AND REPLACEMENT COMPONENTS

Jordan Recliner Plus chairs are available with removable seat and back covers. Removable seat and back covers can be quickly installed on Jordan products that were originally ordered with the Removable cover option. Removable seat and back covers can also be installed on Jordan products that were not originally ordered with the Removable cover option, with some simple staple removal on the original seats and backs..

JORDAN | RECLINER PLUS

DESCRIPTION/MODEL	Species	COM		COL		FABRIC GRADES			LEATHER	
		1	2	3	4	5	6	7	8	9
	Upholstered Arm, with legs									
	JOR8-BSRUPH2	Beech	4773	5003	5230	5548	5914	6234	6598	7057
	(no push bar)	Maple	4795	5024	5252	5571	5936	6256	6620	7512
	Upholstered Arm, with casters									
	JOR8-BSRUPH1	n/a	4958	5185	5414	5734	6099	6417	6783	7240
										7696
	Upholstered Arm with Urethane Cap, with legs									
	JOR8-BSRUUR2	Beech	4864	5094	5321	5639	6006	6325	6689	7148
	(no push bar)	Maple	4886	5116	5343	5662	6027	6347	6711	7603
	Upholstered Arm with Urethane Cap, with casters									
	JOR8-BSRUUR1	n/a	5049	5276	5505	5825	6190	6508	6874	7331
										7787





ORDERING NOTES:
All Jordan Recliners components are specified either left or right handed based on a position facing the unit. Jordan Sleep Recliners ship with the back apart from the chair folded down inside the packaging.

Jordan Recliner Plus Option Upcharges		\$ List			\$ List
Moisture Barrier (per yard)		60		Central Caster Locking System	997
Removable Plus Seat Covers		127		Solid Surface Arm Cap (per pair) - Gr A White	480
Removeable Plus Back Covers		167		Solid Surface Arm Cap (per pair) - Gr A Color	490
Foley Catheter Hook		200		Solid Surface Arm Cap (per pair) - Gr B	509
Thermal Comfort		860		Solid Surface Arm Cap (per pair) - Gr C	536
Swing Away Tablet		426		Note: For Solid Surface option replace arm type with "SSC" in the model number and add the upcharge above.	
IV Pole & Holder		352			
Flip Up Tablet		387			
Patient Transfer Arm		865			

PRODUCT CODE KEY

Line	Series	Chair Type	Arm Type	Style
JOR	8	BSR	UPH	1
Jordan	Motion	Recliner Plus	Upholstered Arm	Casters
			UUR	2
			Upholstered Arm with Urethane Cap	Legs
			USS	3
			Upholstered Arm with Solid Surface Cap	Central Locking Casters

JORDAN | RECLINER PLUS

DESCRIPTION/MODEL	Species	COM		COL		FABRIC GRADES			LEATHER	
		1	2	3	4	5	6	7	8	9
	Full Urethane Arm, with legs									
	JOR8-BSRFUR2	Beech	4884	5115	5342	5660	6026	6345	6709	7169
	(no push bar)	Maple	4907	5136	5363	5682	6047	6368	6732	7189
	Full Urethane Arm, with casters									
	JOR8-BSRFUR1	n/a	5069	5297	5526	5846	6210	6528	6895	7352
										7807
	Wood Arm, with legs									
	JOR8-BSRWOD2	Beech	4982	5212	5439	5757	6123	6442	6807	7266
	(no push bar)	Maple	5059	5289	5517	5835	6201	6520	6884	7344
	Wood Arm, with casters									
	JOR8-BSRWOD1	Beech	5167	5394	5623	5943	6307	6625	6992	7449
		Maple	5189	5416	5645	5966	6330	6648	7014	7471
										7904
										7927

ORDERING NOTES:





All Jordan Recliners components are specified either left or right handed based on a position facing the unit. Jordan Sleep Recliners ship with the back apart from the chair folded down inside the packaging.

Jordan Recliner Plus Option Upcharges	\$ List		\$ List
Moisture Barrier (per yard)	60	Central Caster Locking System	997
Removable Plus Seat Covers	127	Solid Surface Arm Cap (per pair) - Gr A White	480
Removeable Plus Back Covers	167	Solid Surface Arm Cap (per pair) - Gr A Color	490
Foley Catheter Hook	200	Solid Surface Arm Cap (per pair) - Gr B	509
Thermal Comfort	860	Solid Surface Arm Cap (per pair) - Gr C	536
Swing Away Tablet	426		
IV Pole & Holder	352		
Flip Up Tablet	387		
Patient Transfer Arm	865		

PRODUCT CODE KEY

Line	Series	Chair Type	Arm Type	Style
JOR	8	BSR	FUR	1
Jordan	Motion	Recliner Plus	Full Urethane	Casters
			WOD	2
			Wood Arm	Legs
			SSC	3
			Wood Arm with Solid Surface Cap	Central Locking Casters

JORDAN | RECLINER PLUS

DESCRIPTION/MODEL		Species	COM	COL			FABRIC GRADES			LEATHER	
			1	2	3	4	5	6	7	8	9
	Wood Arm with Urethane Cap, with legs										
	JOR8-BSRURE2	Beech	5101	5331	5558	5877	6243	6562	6926	7386	7841
	(no push bar)	Maple	5179	5409	5636	5954	6321	6640	7004	7463	7919
	Wood Arm with Urethane Cap, with casters										
	JOR8-BSRURE1	Beech	5286	5513	5743	6063	6427	6745	7111	7569	8024
		Maple	5309	5536	5765	6085	6450	6768	7134	7591	8046
	Cushioned Armrest, with legs										
	JOR8-BSRINF2	Beech	5100	5330	5557	5876	6242	6561	6925	7385	7840
	(no push bar)	Maple	5123	5352	5579	5898	6263	6584	6948	7405	7861
	Cushioned Armrest, with casters										
	JOR8-BSRINF1		5285	5512	5742	6062	6426	6744	7110	7568	8023

ORDERING NOTES:
All Jordan Recliners components are specified either left or right handed based on a position facing the unit. Jordan Sleep Recliners ship with the back apart from the chair folded down inside the packaging.

Jordan Recliner Plus Option Upcharges	\$ List	\$ List
Moisture Barrier (per yard)	60	Central Caster Locking System 997
Foley Catheter Hook	200	Swing Away Tablet 426
IV Pole & Holder	352	Flip Up Tablet 387
Removable Plus Seat Covers	127	
Removeable Plus Back Covers	167	
Thermal Comfort	860	
Patient Transfer Arm	865	

COORDINATING CUSHIONED ARM OPTION - please add the following up charges for Cushioned Arm in coordinating fabric.

Fabric Grades	1	2	3	4	5	6	7	8	9
2 ARMS	20	43	65	113	159	204	250	296	388

PRODUCT CODE KEY

Line	Series	Chair Type	Arm Type	Style
JOR	8	BSR	URE	1
Jordan	Motion	Recliner Plus	Wood Arm with Urethane Cap	Casters
			INF	2
			Cushioned Armrest	Legs
				3
				Central Locking Casters

JORDAN | SLEEP RECLINER

DIMENSIONS

	Overall Width w/ 4 Position Mechanism	Overall Width with Cushioned Armrest	Overall Width w/ Accessories both sides	Overall Depth	Overall Depth w/ Footrest Reclined	Overall Depth w/ Sleep Recline	Overall Height	Seat Height	Height of Arms from Floor	Width Between Arms	Seat Depth	Shipping Weight	Cubes
Sleep Recliner	32.25	34.5	38.25	37	54	72.5	45.5	19.5	28.25	23	20	175	27

WEIGHT CAPACITY: Jordan Sleep Recliner has a maximum weight rating of 350 lbs under normal use (i.e. no excessive force in the use of the product).

COM REQUIREMENTS

	COM Yardage for Complete Unit	COM Yardage Seat Only	COM Yardage Back Only	COM Yardage Arm Panel Only	COM Yardage Footrest Upholstered Pad Only	Cushioned Armrest Only
One Chair	5.8	1.0	2.5	2.8	0.4	.75
Two Chairs	11.6	2.0	5	5.6	0.8	1.5
Three Chairs	17.4	3.0	7.5	8.4	1.2	2.25
Four Chairs	23.2	4.0	10	11.2	1.6	3

JORDAN | SLEEP RECLINER FEATURES & OPTIONS



HIGH DURABILITY MECHANISM

Jordan Sleep Recliner mechanisms are designed for high-traffic, intensive use in care-giving environments. They are built with high-strength steel, and include Delrin™ wear pads between moving components for added smoothness and longevity.



PUSH BAR

This is a standard feature on the Jordan recliner when ordered with casters. Ergonomically designed to assist care-giving staff in the movement and operation of the recliner, and reduce back strain on the caregiver.



JORDAN SLEEP RECLINERS MECHANISM

This mechanism provides Infinitely Adjustable positions: Position A - Seated with feet on the floor, footrest in down (closed) position. Seat-back angle is 102 degrees. Position B - Footrest is fully extended, without compromising the upright position of the back. The seat-back angle remains at 102 degrees. Position C - is the range of infinite adjustability from the seated position of 102 degrees back angle to the fully reclined position at 133 degrees. The Infinitely Adjustable Back angle can be locked in any position with the back adjustment lever that goes to a maximum of 175 degrees when fully extended.



BACK ADJUSTMENT LEVER

The Jordan Sleep Recliner comes with the back adjustment lever which creates an infinite number of back adjustments within the chair. The back adjustment lever comes in a black plastic finish on the caregiver side. The standard position when ordering is left hand based on a position facing, the unit, unless specified otherwise.



FOOTREST LEVER

Jordan Sleep Recliner comes with the footrest lever, which extends and closes the built-in footrest. The footrest lever comes in a powder-coated finish to match the casters. The standard position when ordering is a left hand position based on facing the unit, unless specified otherwise.



MECHANISM WITH TRENDELENBURG

This mechanism provides the same positions described above, as well as the additional Trendelenburg position: full recline with footrest fully extended, seat-back angle remains at 125 degrees, but the back is now 65 degrees from vertical - resulting in the feet being above the head. It is activated by a foot-release lever that is accessible from either side of the recliner. Not available on Recliner Plus.



ARM OPTIONS

Jordan features 8 arm style options; fully upholstered, fully upholstered with urethane or solid surface arm cap, wood, wood with urethane or solid surface arm cap, full urethane and cushioned arm rest. The arm cap option provides enhanced durability and protection for the arms. The arm cap is field replaceable if damaged or degraded. See page 98 for color selections.



ENHANCED CUSHIONING

The Jordan Recliners have been upgraded with a softer seat, a more pronounced headrest, and contoured back shaping for improved support. These enhancements, along with the addition of dual-density foam, make these recliners the leader in patient comfort.



LEGS

Jordan Sleep Recliners are available with wood legs - in either Beech or Maple. Two options exist for glides on the Jordan Sleep Recliners. The white nylon glides are ideal for use on flooring that is easily marked. The stainless steel glides should be utilized for all other types floor surfaces. The stainless steel glide is provided when ordering the Jordan Recliners unless the white nylon glide is specified. The white nylon glide is available at the same price as the stainless steel option.

CLEANING & INFECTION CONTROL

Specifically designed to ease the cleaning and disinfection of the recliner and the floor underneath. Upholstery covers can be made removable, and individual components are automatically removable, to enable thorough cleaning and disinfection.

JORDAN | SLEEP RECLINER FEATURES & OPTIONS



FOLEY HOOK

This recessed, retractable hook system provides a mounting system for catheter bags. It is spring-loaded to automatically retract when not in use, to eliminate any hazard.



IV POLE & HOLDER

The Jordan IV Pole is height adjustable (in a range of 27"), and can be added in the field. It can be located in any of four locations (left or right, front or back) -if ordered with the recliner, the location must be specified at time of order.



CUSHIONED ARMREST

The Cushioned Armrest was designed to maximize patient comfort during infusion treatments. The extra padded and wider arms provide comfort and support over long periods of time. Arms can be ordered in Krug standard healthcare rated grey vinyl or in coordinating textiles.



FLIP UP TABLET

The tablet's size is 18" x 14" x 3/4", and it can be located on either side of the recliner (must be specified if being ordered with the recliner). It is available in Beech and Maple Veneer, as well as Plastic Laminate with a Polymer edge. It folds flat (protruding 3" from the side of the recliner when flat). Please specify whether a right-handed or left-handed position is needed when ordering. Tablet must be mounted on the opposite side when a Patient Transfer Arm is ordered.



SWING AWAY TABLET

The Swing Away Tablet (24" x 14 3/4" x 3/4") is designed to be easily operated by the caregiver or user. The Break Away design allows for the tablet to be easily pushed away from the user in an emergency to gain quick access to the patient. The tablet has the ability to slide up and fold over and rotates 180 degrees. The kidney-shaped design is ideal for use as an eating, writing or work surface. The Footrest activation lever is specified either left or right handed based on a position facing the unit and opposite to where the tablet appears.



PATIENT TRANSFER ARM

The Patient Transfer Arm is designed to fold down where the arm is level with the chair seat. This design allows the caregiver to easily transport patients from the chair to bed. The arm is folded down by accessing the adjustment lever at the side of the chair. The Patient Transfer Arm is specified in a right or left handed position based on facing the unit. Please note, the Patient Transfer Arm cannot be located on the same side as IV Poles or the footrest lever or tablets.



FOOT TRAY

This option provides a concealed, pull-out tray to assist patients with ingress and egress. It features a non-slip tread and dedicated casters that prevent tipping when standing on the tray.



THERMAL COMFORT

Providing warmth to patients undergoing chemotherapy and other treatments can be vitally important. Thermal Comfort is an option available on all Jordan Recliners, and features a hand-held controller located on the inside arm of the recliner (please specify right hand side or left hand side -facing). It provides two heat zones: one in the seat and one in the back. Back and seat zones can be controlled independently, to one of two heat settings. Controls are conveniently placed for the user to access and include a safety time-out feature after 30 minutes. Access to a 110/120 volt, 15 amp(min) electrical outlet is required.



POWER CONTROL

Optional motorized recline is available on Jordan 3-Position Recliner. The Recliner features a single function control which operates the back and ottoman simultaneously. The control location is standard on the inside left (facing) of the arm, alternately can be specified on the right if required, must be clearly noted on the P.O.. Power can also be specified with a lithium battery pack able to run 200 cycles on a full charge.



CASTERS

The standard caster is 4" in diameter, soft-wheel, full swivel, with a lock that in a single action locks both the swivel and rotation of the caster. The Central Locking caster has the same features, with a hooded design.







CENTRAL CASTER LOCKING SYSTEM

Allows for single action locking of all four casters at one time. Casters are locked both directionally and rotationally, keeping the recliner in place when locked. The color-coded external foot pedal indicates Red for the locked position (when lowered) and Green for the unlocked position (when unlowered). The standard position for the foot pedal is located at the rear outside of the left (facing) arm panel. It can optionally be located at the front outside of the arm panel (either side) or at rear of right (facing) arm panel. Central locking casters are 4" diameter with soft wheel treads. Purchase orders must indicate Central Caster Locking System option, note the requested position, and include the upcharge - see pricing pages for upcharge info.

REMOVABLE COVERS AND REPLACEMENT COMPONENTS

Jordan Sleep Recliners chairs are available with Removable Seat and Back Covers for an upcharge. Removable seat and back covers can be quickly installed on Jordan products that were originally ordered with the Removable cover option. Removable seat and back covers can also be installed on Jordan products that were not originally ordered with the Removable cover option, with some simple staple removal on the original seats and backs..

JORDAN | SLEEP RECLINER

DESCRIPTION/MODEL		Species	COM		COL	FABRIC GRADES			LEATHER		
			1	2	3	4	5	6	7	8	9
	Upholstered Arm, with legs										
	JOR8-SRUPH24	Beech	3923	4096	4265	4507	4782	5022	5299	5641	5984
	(no push bar)	Maple	3945	4116	4287	4530	4806	5046	5320	5665	6008
	Upholstered Arm, with casters										
	JOR8-SRUPH14	n/a	4002	4174	4345	4587	4863	5102	5377	5720	6066
	(no push bar)										
	JOR8-SRUPH13	n/a	4027	4199	4370	4610	4884	5127	5402	5745	6090
	Upholstered Arm with Urethane Cap, and legs										
	JOR8-SRUUR24	Beech	4014	4187	4356	4598	4873	5113	5390	5732	6075
	(no push bar)	Maple	4036	4207	4378	4621	4897	5137	5411	5756	6099
	Upholstered Arm with Urethane Cap, and casters										
	JOR8-SRUUR14	n/a	4094	4265	4436	4678	4954	5193	5468	5811	6157
	(no push bar)										
	JOR8-SRUUR13	n/a	4118	4290	4461	4701	4975	5218	5493	5836	6181





ORDERING NOTES: All Jordan Recliners components are specified either left or right handed based on a position facing the unit. Jordan Sleep Recliners ship with the back apart from the chair folded down inside the packaging.

Jordan Sleep Recliner Option Upcharges		\$ List			\$ List
Moisture Barrier (per yard)		60	Central Caster Locking System		997
Removable Plus Seat Cover		108	Combination Upholstery Option - 2 fabrics		31
Removeable Plus Back Cover		120	Combination Upholstery Option - 3 fabrics		60
Swing Away Tablet		426	Solid Surface Arm Cap (per pair) - Gr A White		480
IV Pole & Holder		352	Solid Surface Arm Cap (per pair) - Gr A Color		490
Flip Up Tablet		387	Solid Surface Arm Cap (per pair) - Gr B		509
Foley Catheter Hook		200	Solid Surface Arm Cap (per pair) - Gr C		536
Thermal Comfort		860			
Trendelenburg Option		807	Note: For Solid Surface option replace UPH arm type with "USS" in the model number and add the upcharge above.		
Power Mechanism - Corded		890			
Power Mechanism -Battery		1185			
Power Trendelenburg Mechanism - Corded		1286			
Power Trendelenburg Mechanism -Battery		1592			
Replacement Battery		575			
Patient Transfer Arm		865			

PRODUCT CODE KEY

Line	Series	Chair Type	Arm Type	Style	
JOR	8	SR	UPH	1	3
Jordan	Motion	Sleep Recliner	Upholstered Arm	Casters	Push Bar
		PSR	UUR	2	4
		Power Sleep Recliner	Upholstered Arm with Urethane Cap	Legs	No Push Bar
		SRT	USS	3	
		Sleep Recliner with Trendelenburg	Upholstered Arm Solid Surface Cap	Central Locking Casters	
		PSRT			
		Power Sleep Recliner with Trendelenburg			

JORDAN | SLEEP RECLINER

DESCRIPTION/MODEL	Species	COM		COL		FABRIC GRADES			LEATHER	
		1	2	3	4	5	6	7	8	9
	Full Urethane Arm, with legs									
	JOR8-SRFUR24	Beech	4034	4207	4377	4618	4894	5134	5410	5753
	(no push bar)	Maple	4057	4228	4398	4642	4917	5157	5432	5776
										6090
	Full Urethane Arm, with casters									
	JOR8-SRFUR14	n/a	4114	4286	4457	4698	4974	5214	5489	5832
	(no push bar)									6177
	JOR8-SRFUR13	n/a	4139	4310	4481	4722	4996	5238	5513	5856
										6202
	Wood Arm, with legs									
	JOR8-SRWOD24	Beech	4131	4304	4474	4716	4991	5231	5507	5850
	(no push bar)	Maple	4209	4382	4552	4793	5068	5309	5585	5928
										6193
										6270
	Wood Arm, with casters									
	JOR8-SRWOD14	Beech	4211	4383	4554	4795	5072	5311	5586	5929
	(no push bar)	Maple	4234	4406	4576	4818	5094	5333	5609	5951
										6275
	JOR8-SRWOD13	Beech	4236	4408	4578	4819	5093	5335	5611	5953
		Maple	4258	4430	4601	4841	5116	5358	5633	5976
										6299
										6322





ORDERING NOTES: All Jordan Recliners components are specified either left or right handed based on a position facing the unit. Jordan Sleep Recliners ship with the back apart from the chair folded down inside the packaging.

Jordan Sleep Recliner Option Upcharges		\$ List			\$ List
Moisture Barrier (per yard)		60	Central Caster Locking System		997
Removable Plus Seat Cover		108	Combination Upholstery Option - 2 fabrics		31
Removeable Plus Back Cover		120	Combination Upholstery Option - 3 fabrics		60
Swing Away Tablet		426	Solid Surface Arm Cap (per pair) - Gr A White		480
IV Pole & Holder		352	Solid Surface Arm Cap (per pair) - Gr A Color		490
Flip Up Tablet		387	Solid Surface Arm Cap (per pair) - Gr B		509
Foley Catheter Hook		200	Solid Surface Arm Cap (per pair) - Gr C		536
Thermal Comfort		860	Note: For Solid Surface option replace WOD arm type with "SSC" in the model number and add the upcharge above.		
Trendelenburg Option		807			
Power Mechanism - Corded		890			
Power Mechanism -Battery		1185			
Power Trendelenburg Mechanism - Corded		1286			
Power Trendelenburg Mechanism -Battery		1592			
Replacement Battery		575			
Patient Transfer Arm		865			

PRODUCT CODE KEY

Line	Series	Chair Type	Arm Type	Style	
JOR	8	SR	FUR	1	3
Jordan	Motion	Sleep Recliner	Full Urethane	Casters	Push Bar
		PSR	WOD	2	4
		Power Sleep Recliner	Wood Arm	Legs	No Push Bar
		SRT	SSC	3	
		Sleep Recliner with Trendelenburg	Wood Arm with Solid Surface Cap	Central Locking Casters	
		PSRT			
		Power Sleep Recliner with Trendelenburg			

JORDAN | SLEEP RECLINER

DESCRIPTION/MODEL	Species	COM		COL		FABRIC GRADES			LEATHER		
		1	2	3	4	5	6	7	8	9	
	Wood Arm with Urethane Cap, with legs										
	JOR8-SRURE24	Beech	4251	4424	4594	4835	5110	5351	5627	5970	6312
	(no push bar)	Maple	4329	4502	4672	4913	5188	5429	5705	6047	6390
	Wood Arm with Urethane Cap, with casters										
	JOR8-SRURE14	Beech	4355	4527	4698	4939	5213	5455	5730	6073	6419
	(no push bar)	Maple	4378	4550	4721	4961	5235	5478	5753	6096	6441
	JOR8-SRURE13	Beech	4371	4544	4713	4955	5230	5471	5747	6089	6432
		Maple	4449	4621	4791	5033	5308	5548	5824	6167	6510
	Cushioned Armrest, with legs										
	JOR8-SRINF24	Beech	4250	4423	4593	4834	5109	5350	5626	5969	6311
	(no push bar)	Maple	4273	4443	4614	4858	5133	5373	5647	5992	6335
	Cushioned Armrest, with casters										
	JOR8-SRINF14		4330	4502	4673	4914	5190	5430	5705	6047	6393
	(no push bar)										
	JOR8-SRINF13		4354	4526	4697	4938	5212	5454	5729	6072	6418

ORDERING NOTES: All Jordan Recliners components are specified either left or right handed based on a position facing the unit. Jordan Sleep Recliners ship with the back apart from the chair folded down inside the packaging.

Jordan Sleep Recliner Option Upcharges	\$ List		\$ List
Moisture Barrier (per yard)	60	Central Caster Locking System	997
Removable Plus Seat Cover	108	Combination Upholstery Option - 2 fabrics	31
Removeable Plus Back Cover	120	Combination Upholstery Option - 3 fabrics	60
Thermal Comfort	860	Trendelenburg Option	807
Swing Away Tablet	426	Power Mechanism - Corded	890
IV Pole & Holder	352	Power Mechanism -Battery	1185
Flip Up Tablet	387	Power Trendelenburg Mechanism - Corded	1286
Foley Catheter Hook	200	Power Trendelenburg Mechanism -Battery	1592
		Replacement Battery	575

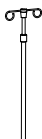
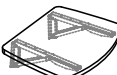
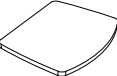







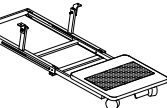
COORDINATING CUSHIONED ARM OPTION - please add the following up charges for Cushioned Arm in coordinating fabric.

Fabric Grades	1	2	3	4	5	6	7	8	9
2 ARMS	20	43	65	113	159	204	250	296	388

PRODUCT CODE KEY

Line	Series	Chair Type	Arm Type	Style	
JOR	8	SR	URE	1	3
Jordan	Motion	Sleep Recliner	Wood Arm with Urethane Cap	Casters	Push Bar
		PSR		2	4
		Power Sleep Recliner		Legs	No Push Bar
		SRT	INF	3	
		Sleep Recliner with Trendelenburg	Cushioned Armrest	Central Locking Casters	
		PSRT			
		Power Sleep Recliner with Trendelenburg			

JORDAN | RECLINER ACCESSORIES & REPLACEMENT COMPONENTS

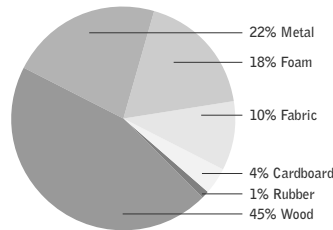
DESCRIPTION/MODEL		Price	Shipping Weight	Cubes
	IV Pole JOR8-RCRIP	271	3.8	1.4
	IV Pole Holder JOR8-RCRIPB	81	2	0.2
	Flip Up Tablet with brackets JOR8-RCRTK (wood or laminate)	387	6.6	1.6
	Flip Up Tablet 18"w x 14"d x .75"h JOR8-RCRT (wood or laminate)	310	5.8	1.4
	Flip Up Tablet Bracket JOR8-RCRTH	111	0.8	0.2
	Swing Away Tablet with Mechanism 24"w x 14.75"d x .75"h JOR8-SRST (wood or laminate)	426	20	1.2
	Swing Away Tablet Only JOR8-SRRT (wood or laminate)	221	7	0.8
	Swing Away Tablet Mechanism Only JOR8-SRRTTH	280	13	1
	Push Bar JOR8-SRRPB	191	2	0.3
	Replacement Foley Catheter Hook JOR8-RHK	200	1	0.2
	Locking Rubber Wheel Caster JOR8-RCRCASRL -Back Left	89	2	0.2
	JOR8-RCRCASRR -Back Right			
	JOR8-RCRCASFL -Front	43	2	0.2
	JOR8-RCRCASFR -Front			
	Recliner Foot Tray JOR8-RRFT	420	2.8	15
	Sleep Recliner Foot Tray JOR8-SRRFT	518	2.8	15

JORDAN GLIDER | ENVIRONMENTAL SUMMARY

LEED CI CREDITS



MATERIAL CONTENT:



PRE-CONSUMER

RECYCLED CONTENT = 9.0%

POST-CONSUMER

RECYCLED CONTENT = 10.5%

CONTRIBUTES TO

CREDIT 2.1 - 2.2	Construction Waste Management	1-2 point(s)
CREDIT 3.3	Resource Reuse	1 point
CREDIT 4.1	Recycled Content	1 point
CREDIT 4.5	Low Emitting Materials, Systems & Seating	1 point
CREDIT 5.1	Regional Materials*	1 point
CREDIT 7	Certified Wood (MUST BE REQUESTED)	1 point(s)

*This credit is only applicable if in total 20% of the combined value of the procurement of construction materials and in the furniture are manufactured within a radius of 500 miles. This credit will apply if the installation of the finished product occurs within 500 miles of Kitchener, Ontario.

level® CERTIFICATION, AIR EMISSIONS AND FSC® CERTIFICATION



level® CERTIFICATION

BIFMA's e3 Furniture Sustainability Standard is a voluntary, multi-attribute standard that measures the degree of sustainability of furniture. This standard evaluates product and company environmental attributes and compliance systems in a wide range of elements which include Materials, Energy & Atmosphere, Human & Ecosystem Health and Social Responsibility. Jordan products have earned level®, BIFMA's sustainability certification program for furniture, certification through third-party verification against the e3 standard.

AIR-EMISSIONS

All Jordan products are supplied with air-emissions certified. Contact customer service for information.



FSC®

In 2005, Krug received Forest Stewardship Council® (FSC®) Chain-of-Custody certification for our manufacturing facilities. The FSC® Chain-of-Custody tracks certified wood from seedling to final sale. It verifies that the material for our FSC® certified products only come from well-managed, FSC®-certified forests and other controlled sources. FSC® is dedicated to the promotion of responsible forest management worldwide helping to take care of forests for future generations. Jordan and other Krug products can be specified with FSC® Certification. Contact customer service for further information, pricing and lead times.



Architects, designers, and building professionals can specify FSC®-certified products in order to achieve a point from the U.S. Green Building Council's Leadership in Energy and Environmental Design (LEED) Rating System.

JORDAN | GLIDER - DIMENSIONS & COM REQUIREMENTS

DIMENSIONS

	Overall Width	Overall Depth	Overall Height	Seat Height	Height of Arms from Floor	Width Between Arms	Seat Depth	Shipping Weight	Cube	COM Yardage Seat
21" Seat	25	28	43.5	18.5	26	20.5	20	126	17	0.9
24" Seat	28	28	43.5	18.5	26	23.5	20	131	22	0.9

COM REQUIREMENTS

	COM Yardage Complete Unit	Yardage Per Chair - Complete Unit	COM Yardage Back Only	Yardage Per Chair - Back Only	COM Yardage Seat Only	Yardage Per Chair - Seat Only	COM Yardage Inner Arm Panels (Pair)	Yardage Per Chair Inner Arm Panels (Pair)
One Chair	4.6	4.6	1.97	1.97	0.9	0.9	0.5	0.5
Two Chairs	9.2	4.6	3	1.5	1.3	0.63	1	0.5
Three Chairs	13.8	4.6	4	1.33	2.37	0.79	1.5	0.5
Four Chairs	18.4	4.6	6	1.5	2.6	0.65	2	0.5

COM REQUIREMENTS (Continued)

	COM Yardage Outer Arm Panels (Pair)	Yardage Per Chair Outer Arm Panels (Pair)	COM Yardage Front Recessed Kickplate Only	Yardage Per Chair - Front Recessed Kickplate Only	COM Yardage Back Kickplate Only	Yardage Per Chair Back Kickplate Only
One Chair	1.7	1.7	0.5	0.5	0.3	0.3
Two Chairs	3.4	1.7	1	0.5	0.6	0.3
Three Chairs	5.1	1.7	1.5	0.5	0.9	0.3
Four Chairs	6.8	1.7	2	0.5	1.2	0.3

Note: Some vinyls, leathers & upholsteries are not suitable for application on Jordan seating.

The approval process is as follows:

1. A sample of the COM must be provided to Krug Customer Service prior to or at the time of order.

For Maharam or Momentum, Krug will obtain the upholstery cover sample.

2. The sample will be reviewed and the customer advised if the upholstery cover is unsuitable.

3. The COM upholstery cover or leather will be inspected when received at the factory, to identify any further concerns with its suitability.

CONTRASTING BACKS, SEATS, ARM PANELS, RECESSED FRONT PANEL & BACK PANEL

Combination upholstery (more than one upholstery cover within the same unit) is an option on all Jordan upholstered products. When combination upholstery is with upholstery of the same grade or COM, an upcharge for dual fabrics is **\$31 list per unit and \$60 list per unit** for three fabrics. When graded in combination upholstery is selected, use the highest grade upholstery selected or contact Customer Service for a quote -please provide the fabrics specified and a description of where each fabric is to be applied on the product in order to obtain a quote.

GLIDER	SEAT	BACK	INNER ARM PANEL	OUTER ARM PANEL	RECESSED FRONT PANEL	BACK KICKPLATE
21" & 24"	0.9	1.9	0.5	1.7	0.5	0.3

WEIGHT CAPACITIES

Jordan weight capacities are as follows:

Jordan Glider - 350 lbs

JORDAN | GLIDER - FEATURES & OPTIONS



CLEAN OUT

Jordan Glider seating models have a built-in clean out feature: a space at the back of the seat that allows dirt, debris and liquid to fall to the floor for easy clean up and maintenance - designed so that it does not detract from the comfort or appearance of the product.



STEEL SEAT FRAME

The structural seat frame is made from welded steel with a powder-coated finish that allows Jordan Glider to well exceed ANSI/BIFMA standards.

METAL-TO-METAL CONNECTIONS

Steel seat frames are joined to other components, in Jordan Glider products, with hardened steel bolts and inserts, ensuring exceptional durability and strength, and easy reconfigurability, as well as on-site replacement of damaged or degraded components.



HORIZONTAL MOTION

The Jordan glider is designed to move the patient in a smooth, flat arc that is gentle, soothing and safe. The position of the feet is maintained on the floor throughout the glider motion, rather than being raised up down in a rocking motion.



WALL SAVER DESIGN

The angle of the back and the rear legs are designed to keep the back away from the wall, in a locked position, to prevent wear and damage to both the chairs and to the walls of the facility.



ARM CAPS

The optional arm cap provides enhanced durability and protection for the arms. Available in Urethane or Solid Surface, either is field removable if it becomes damaged or degraded.



HEADREST

The headrest has a dual density foam for both comfort and support, and can be upholstered in matching or contrasting material. It is removable to allow for cleaning and replacement.



RECESSED FRONT PANEL

The Glider's front panel has an attractive arc that serves an important function: to provide safer ingress and egress by allowing the patient to get their feet underneath their weight. This is augmented by arms that have been designed as softly rounded hand-holds, to safely and comfortably support the weight of the patient while entering and exiting the chair.

TWO WIDTHS

21" and 24" widths are offered, allowing flexibility in accommodating patients of different sizes, and providing for the comfortable use of bolsters, pillows and other means of support for the patient.

MECHANISM

The mechanism is both replaceable in the field, and features a locking function so the glider can be used as a fixed chair.

REMOVABLE UPHOLSTERY COVERS

The seat and back covers can be specified to be removable, allowing for cleaning and repair, or replacement.

REMOVABLE AND REPLACEABLE COMPONENTS

All of the components - the seat, back, the arms, the arm cap, and the mechanism can be removed for cleaning, and replaced if damaged. Replacement Parts can be viewed on line at www.krug.ca.

COMBINATION UPHOLSTERY



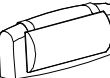
Specifying more than one upholstery cover within the same unit is an option on all Jordan upholstered products. Combination upholstery specified in the same grade or COM, add an upcharge for dual fabrics at **\$31 list** per unit, add **\$60 list** per unit for three fabrics. When graded-in combination upholstery is selected, use the highest grade upholstery selected or contact Customer Service for a quote -please provide the fabrics specified and a description of where each fabric is to be applied on the product in order to obtain a quote.

MOISTURE BARRIER & CAL 133

California Technical Bulletin 133 is a flammability test for seating. Krug offers a compliance method, in combination with non-flammable upholstery covers, may enable products to meet certification requirements for this test. This process at the same time also provides the products with a Moisture Barrier - a treatment that helps to prevent the passage of liquids and moisture to inside of the upholstered components - thereby conferring sanitary and anti-infection benefits. So when CAL 133 is specified, the product also automatically has a Moisture Barrier, and when a Moisture Barrier is specified, the product also features the compliance method and low flammability features of CAL 133.

The application of this up-charge and the compliance method does not mean that the specific configuration of product and upholstery cover are tested and officially certified as being CAL133 compliant. If the official certification is required, Krug will provide this (through an independent certified testing laboratory) at a charge of \$852 per item, plus the cost of the product to be tested. Lead time for certification testing is typically 4-8 weeks.

JORDAN | GLIDER

DESCRIPTION/MODEL		COM 1	2	COL 3	4	FABRIC GRADES 5		6	7	LEATHER 8	9
	21" Fully Upholstered Arm JOR6-GL21UPH	2207	2330	2451	2575	2738	2900	3061	3260	3461	
	21" Fully Upholstered Arm with Urethane Cap JOR6-GL21UUR	2379	2502	2622	2747	2910	3072	3233	3432	3633	
	24" Fully Upholstered Arm JOR6-GL24UPH	2313	2437	2560	2682	2845	3007	3167	3368	3569	
	24" Fully Upholstered Arm with Urethane Cap JOR6-GL24UUR	2484	2609	2732	2854	3017	3179	3339	3540	3741	
	21" Adjustable Headrest JOR2-RHR21	288	332	357	382	407	432	458	484	519	
	24" Adjustable Headrest JOR2-RHR24	319	364	392	421	449	476	504	530	570	

Jordan Glider Option Upcharges		\$ List		\$ List	
CAL 133 & Moisture Barrier (per yard)	60	Solid Surface Arm Cap (per pair) - Gr A White	480		
Removable Seat Covers	83	Solid Surface Arm Cap (per pair) - Gr A Color	490		
Removable Back Covers	97	Solid Surface Arm Cap (per pair) - Gr B	509		
		Solid Surface Arm Cap (per pair) - Gr C	536		
Note: For Solid Surface option replace UPH arm type with "USS" in the model number and add the upcharge above.					

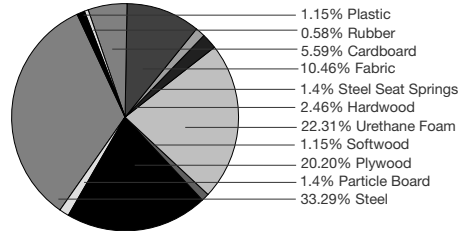
PRODUCT CODE KEY				
Line	Series	Chair Type	Size	Arm Type
JOR	6	GL	21	UPH
Jordan	Motion	Glider		Fully Upholstered
			24	UUR
				Fully Upholstered with Urethane Arm Cap
				USS
				Fully Upholstered with Solid Surface Arm Cap

JORDAN LOUNGE SLEEPERS | LEED CI CREDIT SUMMARY

LEED CI CREDITS



MATERIAL CONTENT:



PRE-CONSUMER
RECYCLED CONTENT = 5.49%

POST-CONSUMER
RECYCLED CONTENT = 40.69%

Up to 42.44% of this Jordan Lounge Sleepers product is recyclable at the end of its useful life.

CONTRIBUTES TO

CREDIT	CONTRIBUTES TO	POINTS
CREDIT 2.1 - 2.2	Construction Waste Management	1-2 point(s)
CREDIT 3.3	Resource Reuse	1 point
CREDIT 4.1	Recycled Content	1 point
CREDIT 4.2	Recycled Content	1 point
CREDIT 4.5	Low Emitting Materials, Systems & Seating	1 point
CREDIT 5.1	Regional Materials*	1 point
CREDIT 7	Certified Wood (MUST BE REQUESTED)	1 point(s)

*This credit is only applicable if in total 20% of the combined value of the procurement of construction materials and in the furniture are manufactured within a radius of 500 miles. This credit will apply if the installation of the finished product occurs within 500 miles of Kitchener, Ontario.

level® CERTIFICATION, AIR EMISSIONS AND FSC® CERTIFICATION



level® CERTIFICATION

BIFMA's e3 Furniture Sustainability Standard is a voluntary, multi-attribute standard that measures the degree of sustainability of furniture. This standard evaluates product and company environmental attributes and compliance systems in a wide range of elements which include Materials, Energy & Atmosphere, Human & Ecosystem Health and Social Responsibility. Jordan products have earned level®, BIFMA's sustainability certification program for furniture, certification through third-party verification against the e3 standard.

AIR-EMISSIONS

All Jordan products are supplied with air-emissions certified. Contact customer service for information.



FSC®

In 2005, Krug received Forest Stewardship Council® (FSC®) Chain-of-Custody certification for our manufacturing facilities. The FSC® Chain-of-Custody tracks certified wood from seedling to final sale. It verifies that the material for our FSC® certified products only come from well-managed, FSC®-certified forests and other controlled sources. FSC® is dedicated to the promotion of responsible forest management worldwide helping to take care of forests for future generations. Jordan and other Krug products can be specified with FSC® Certification. Contact customer service for further information, pricing and lead times.



Architects, designers, and building professionals can specify FSC®-certified products in order to achieve a point from the U.S. Green Building Council's Leadership in Energy and Environmental Design (LEED) Rating System.

JORDAN | LOUNGE SLEEPERS

DIMENSIONS

	Overall Width	Overall Depth Chair	Overall Depth Chaise	Overall Depth Bed	Overall Height	Seat Height	Width Between Arms	Seat Depth	Shipping Weight	Cubes
One-Seat	35	38	65	87	39	19	28.5	19.5	150	41
Two-Seat	54	38	65	87	39	19	48	19.5	205	63

COM REQUIREMENTS

	COM Yardage Complete Unit	COM Yardage Seat Only	COM Yardage Back Only	COM Yardage Low Outer Back (Panel) Only	COM Yardage Arm Panel Only	COM Yardage Kickplate Upholstery Only	COM Yardage Ottoman Upholstery Only
One-Seat - One Chair	7.3	1.4	1.6	.8	2.9	.4	1
One-Seat - Two Chairs	14.6	2.8	3.2	1.6	5.8	.8	2
One-Seat - Three Chairs	22	4.3	4.8	2.4	8.7	1.2	3
One-Seat - Four Chairs	29.3	5.7	6.4	3.2	11.6	1.6	4
Two-Seat - One Chair	9.0	1.8	2.2	.8	2.9	.4	1.7
Two-Seat - Two Chairs	17.4	3.6	3.8	1.6	5.8	.8	3.4
Two-Seat - Three Chairs	26.4	5.4	6	2.4	8.7	1.2	5.1
Two-Seat - Four Chairs	34.8	7.2	7.6	3.2	11.6	1.6	6.8

NOTE: Some vinyls, leathers and upholsteries are not suitable for application on Jordan seating.

The approval process is as follows:

1. A sample of the COM must be provided to Krug Customer Service prior to or at the time of order.
2. The sample will be reviewed and the customer advised if the upholstery cover is unsuitable.
3. The COM upholstery cover or leather will be inspected when received at the factory, to identify any further concerns with its suitability.



One-Seat Lounge Sleepers



Two-Seat Lounge Sleepers



ORDERING NOTES:

Combination upholstery (more than one upholstery cover within the same unit) is an option on all Jordan upholstered products. When combination upholstery is with upholstery of the same grade or COM, an upcharge for dual fabrics is **\$31 list** per unit and **\$59 list** per unit for three fabrics. When graded-in combination upholstery is selected, use the highest grade upholstery selected or contact Customer Service for a quote -please provide the fabrics specified and a description of where each fabric is to be applied on the product in order to obtain a quote.

Jordan Lounge Sleepers Option Upcharges

	\$ List		\$ List
Moisture Barrier (per yard)	60	Two-Seat Lounge Sleepers - Removable Seat Covers	295
One-Seat Lounge Sleepers - Removable Seat Covers	191	Two-Seat Lounge Sleepers - Removable Back Covers	267
One-Seat Lounge Sleepers - Removeable Back Covers	184	Two-Seat Lounge Sleepers - Removable Ottoman Covers	274
One-Seat Lounge Sleepers - Removable Ottoman Covers	176	Solid Surface Arm Cap (per pair) - Gr A White	480
		Solid Surface Arm Cap (per pair) - Gr A Color	490
		Solid Surface Arm Cap (per pair) - Gr B	509
		Solid Surface Arm Cap (per pair) - Gr C	536

WEIGHT CAPACITIES

Jordan weight capacities are as follows:

Jordan One-Seat Lounge Sleepers is load rated to 350 lbs.

Jordan Two-Seat Lounge Sleepers is load rated to 525 lbs.

JORDAN | LOUNGE SLEEPERS FEATURES & OPTIONS



HIGH DURABILITY MECHANISM

This product features a heavy-duty mechanism, made with heavy gauge steel and minimal moving parts - its designed to last, and is backed by a 5-year warranty on the mechanism itself, in addition to the lifetime warranty on the rest of the product. If it does become damaged or degraded, the mechanism can be field-replaced.



COMFORTABLE SLEEP SURFACE

A new, enhanced sleep surface is 87" in length, providing exceptional range to stretch out in comfort, with supportive cushioning that is specifically designed for sleeping.



CHAISE/OTTOMAN POSITION

In addition to the sitting and sleep positions, this position allows the user to sit (or even sleep) in comfort with legs elevated and supported.



EASY OPEN AND CLOSE

The sleeper is extended easily to either position, using a pull handle that is neatly tucked away when not in use. The sleeper can be quickly closed by raising the back, and then lowering the ottoman cushion into the storage position. Instructions for operating the sleeper are located on the front of the ottoman cushion.



WALL SAVER DESIGN

The shape of the arm is designed to keep the back away from the wall (in a locked position), to prevent wear and damage to both the chairs and to the walls of the facility.



CASTERS

Enhanced accessibility of the casters allows the caregiver or visitor to easily lock and unlock them. The 3" casters are soft, with a premium lock function, which locks both the wheel rotation and the swivel rotation to rigidly hold the unit in position.



LEGS

Jordan Lounge Sleepers legs are available in Beech and Maple wood as well as Grey Urethane.



CUSTOM SIZING

Patient rooms can often have specific dimensional limitations, and so we have created the capability for custom sizing, which can typically be quoted within a width range of 24"-58". Other customization is possible also - just tell us what you need!



ARM STYLES

Jordan Lounge Sleepers feature 7 arm styles Upholstered Arm, Wood Arm, Full Urethane Arm, Wood Arm with Urethane Cap & Wood Arm with Solid Surface Cap, Upholstered Arm with Urethane Cap & Upholstered Arm with Solid Surface Cap. The optional arm caps and full urethane arm provide enhanced durability and protection for the arms. Urethane arm and arm cap are available in Black, Grey and Taupe colors. Solid Surface Arm caps are available in 8 colors shown on [page 98](#). The arm cap is field replaceable if it becomes damaged or degraded.



UPHOLSTERED ARM with URETHANE ARM CAP



UPHOLSTERED ARM with SOLID SURFACE ARM CAP



WOOD ARM



FULL URETHANE ARM



URETHANE ARM CAP



WOOD ARM with SOLID SURFACE ARM CAP



CLEANING AND INFECTION CONTROL

Specifically designed to ease the cleaning and disinfection of the sleeper and the floor underneath them - in the first opening stage, open access is provided to the floor underneath so it can be cleaned without having to move the sleeper. Upholstery covers can be made removable, and individual components are automatically removable, to enable thorough cleaning and disinfection.

JORDAN | LOUNGE SLEEPERS OPTIONS & INSTRUCTIONS



REMOVABLE & REPLACEABLE UPHOLSTERY & COMPONENTS

Seat, back and ottoman upholstery covers can be specified as removable, so they can be removed for cleaning, or replacement. The mechanism, casters, front kickplate, arm panels and caps - as well as seat, back and ottoman cushions - are field-replaceable if damaged or degraded - so the life of this product can be extended indefinitely, and made to look good as new.

COMBINATION UPHOLSTERY OPTIONS

Combination upholstery (more than one upholstery cover within the same unit) is an option on all Jordan upholstered products. When combination upholstery is with upholstery of the same grade or COM, an upcharge for dual fabrics is **\$31 list** per unit and **\$60 list** per unit for three fabrics. When graded in combination upholstery is selected, use the highest grade upholstery selected or contact Customer Service for a quote -please provide the fabrics specified and a description of where each fabric is to be applied on the product in order to obtain a quote.

MOISTURE BARRIER & CAL 133

California Technical Bulletin 133 is a flammability test for seating. Krug offers a compliance method, in combination with non-flammable upholstery covers, may enable products to meet certification requirements for this test. This process at the same time also provides the products with a Moisture Barrier - a treatment that helps to prevent the passage of liquids and moisture to inside of the upholstered components - thereby conferring sanitary and anti-infection benefits. So when CAL 133 is specified, the product also automatically has a Moisture Barrier, and when a Moisture Barrier is specified, the product also features the compliance method and low flammability features of CAL 133. The application of this up-charge and the compliance method does not mean that the specific configuration of product and upholstery cover are tested and officially certified as being CAL133 compliant. If the official certification is required, Krug will provide this (through an independent certified testing laboratory) at a charge of \$852 per item, plus the cost of the product to be tested. Lead time for certification testing is typically 4-8 weeks.

CONVERSION FROM CHAIR TO CHAISE TO SLEEPER (TO OPEN SLEEPER)

1. Chaise position - lock the casters and using the hand pull, pull the ottoman out. Lift pull handle up and out to fully extend the ottoman.
2. Sleep position - from chaise position, pull ottoman handle again away from chair to full extension. Lower the back manually forward into position.




CONVERSION FROM SLEEPER TO CHAISE TO CHAIR (TO CLOSE SLEEPER)

1. Chaise position - Lift the Sleeper back into it's upright position and push (using the ottoman kick plate) inward.
2. Chair position - Lower the ottoman into the tuck away position and continue to push the ottoman inward

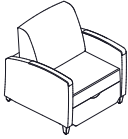



JORDAN | LOUNGE SLEEPERS

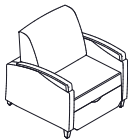
Description	Model	Species	COM		COL 3	COL 4	FABRIC GRADES			LEATHER	
			1	2			5	6	7	8	9
	One-Seat, upholstered arms and wood legs										
	JOR7-SL1UPH2	Beech	4157	4383	4612	4930	5296	5613	5977	6433	6889
		Maple	4178	4406	4634	4951	5315	5636	6000	6456	6910

ORDERING NOTE: Jordan Lounge Sleepers are available with Grey Urethane Legs, to order change the “2” to a “3”.

	One-Seat, upholstered arms and casters										
	JOR7-SL1UPH1	n/a	4217	4444	4674	4994	5358	5674	6040	6496	6951

	One-Seat, upholstered arms with urethane cap and wood legs										
	JOR7-SL1UUR2	Beech	4248	4474	4703	5021	5387	5704	6068	6524	6980
		Maple	4270	4497	4725	5042	5406	5727	6091	6547	7001

	One-Seat, upholstered arms with urethane cap and casters										
	JOR7-SL1UUR1	n/a	4308	4535	4765	5085	5449	5765	6131	6587	7042

	One-Seat, Full Urethane Arm, and wood legs										
	JOR7-SL1FUR2	Beech	4295	4520	4747	5066	5432	5749	6113	6569	7026
		Maple	4323	4550	4778	5097	5461	5780	6146	6599	7057

ORDERING NOTE: Jordan Lounge Sleepers are available with Grey Urethane Legs, to order change the “2” to a “3”.

	One-Seat, Full Urethane Arm, with casters										
	JOR7-SL1FUR1	n/a	4354	4583	4812	5131	5494	5812	6177	6633	7089

Jordan Lounge Sleepers Option Upcharges

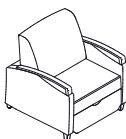
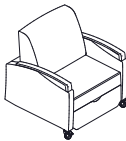
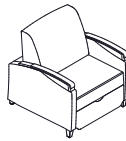
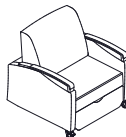
	\$ List		\$ List
Moisture Barrier (per yard)	60	Solid Surface Arm Cap (per pair) - Gr A White	480
One-Seat Lounge Sleepers - Removable Seat Covers	191	Solid Surface Arm Cap (per pair) - Gr A Color	490
One-Seat Lounge Sleepers - Removeable Back Covers	184	Solid Surface Arm Cap (per pair) - Gr B	509
One-Seat Lounge Sleepers - Removable Ottoman Covers	176	Solid Surface Arm Cap (per pair) - Gr C	536

Note: For Solid Surface option replace UPH arm type with “USS” in the model number and add the upcharge above.

PRODUCT CODE KEY

Line	Series	Chair Type	Size	Arm Type	Base Type
JOR	7	SL	1	UPH	1
Jordan	Motion	Sleeper	One-Seat	Upholstered Arm	Casters
				UUR	2
				Upholstered Arm with Urethane Arm Cap	Wood Legs
				FUR	3
				Full Urethane Arm	Grey Urethane Legs
				USS	
				Upholstered Arm with Solid Surface Arm Cap	

JORDAN | LOUNGE SLEEPERS

Description	Model	Species	COM		COL	FABRIC GRADES			LEATHER		
			1	2	3	4	5	6	7	8	9
	One-Seat, wood arms and wood legs										
	JOR7-SL1WOD2	Beech	4391	4618	4844	5165	5530	5846	6210	6667	7126
		Maple	4420	4647	4877	5195	5560	5878	6243	6698	7154
ORDERING NOTE: Jordan Lounge Sleepers are available with Grey Urethane Legs, to order change the “2” to a “3”.											
	One-Seat, wood arms and casters										
	JOR7-SL1WOD1	Beech	4451	4680	4909	5228	5593	5911	6276	6732	7185
		Maple	4470	4698	4926	5247	5611	5929	6293	6747	7203
	One-Seat, wood arms with urethane cap and wood legs										
	JOR7-SL1URE2	Beech	4566	4795	5022	5341	5705	6025	6389	6842	7301
		Maple	4602	4830	5057	5375	5740	6060	6425	6879	7336
ORDERING NOTE: Jordan Lounge Sleepers are available with Grey Urethane Legs, to order change the “2” to a “3”.											
	One-Seat, wood arms with urethane cap and casters										
	JOR7-SL1URE1	Beech	4629	4856	5085	5403	5767	6085	6452	6906	7363
		Maple	4649	4879	5106	5425	5791	6109	6474	6928	7384


Jordan Lounge Sleepers Option Upcharges		\$ List	\$ List
Moisture Barrier (per yard)	60	Solid Surface Arm Cap (per pair) - Gr A White	480
One-Seat Lounge Sleepers - Removable Seat Covers	191	Solid Surface Arm Cap (per pair) - Gr A Color	490
One-Seat Lounge Sleepers - Removeable Back Covers	184	Solid Surface Arm Cap (per pair) - Gr B	509
One-Seat Lounge Sleepers - Removable Ottoman Covers	176	Solid Surface Arm Cap (per pair) - Gr C	536

Note: For Solid Surface option replace WOD arm type with “SSC” in the model number and add the upcharge above.


PRODUCT CODE KEY


Line	Series	Chair Type	Size	Arm Type	Base Type
JOR	7	SL	1	WOD	1
Jordan	Motion	Sleeper	One-Seat	Wood Arm	Casters
				URE	2
				Wood Arm with Urethane Arm Cap	Wood Legs
				SSC	3
				Wood Arm with Solid Surface Arm Cap	Grey Urethane Legs

JORDAN | LOUNGE SLEEPERS


Description	Model	Species	COM		COL 3	4	FABRIC GRADES			LEATHER	
			1	2			5	6	7	8	9
	Two-Seat, upholstered arms and wood legs										
	JOR7-SL2UPH2	Beech	5208	5488	5767	6161	6610	7003	7452	8012	8572
		Maple	5231	5512	5793	6184	6634	7026	7476	8037	8597

ORDERING NOTE: Jordan Lounge Sleepers are available with Grey Urethane Legs, to order change the “2” to a “3”.

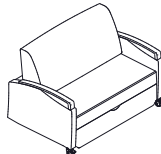
	Two-Seat, upholstered arms and casters										
	JOR7-SL2UPH1	n/a	5272	5549	5832	6224	6672	7064	7513	8073	8636

	Two-Seat, upholstered arms urethane cap and wood legs										
	JOR7-SL2UUR2	Beech	5299	5579	5858	6252	6701	7094	7543	8103	8663
		Maple	5322	5603	5884	6275	6725	7118	7567	8128	8688

ORDERING NOTE: Jordan Lounge Sleepers are available with Grey Urethane Legs, to order change the “2” to a “3”.

	Two-Seat, upholstered arms with urethane cap and casters										
	JOR7-SL2UUR1	n/a	5363	5640	5923	6316	6763	7155	7604	8164	8727

	Two-Seat, Full Urethane Arm, and wood legs										
	JOR7-SL2FUR2	Beech	5345	5625	5904	6298	6746	7141	7589	8149	8709
		Maple	5374	5654	5934	6329	6777	7171	7618	8178	8738

	Two-Seat, Full Urethane Arm, and casters										
	JOR7-SL2FUR1	n/a	5408	5687	5969	6362	6810	7201	7653	8209	8773

Jordan Lounge Sleepers Option Upcharges


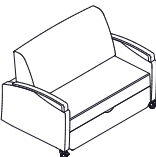
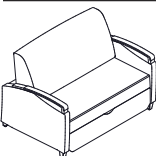
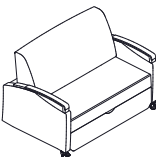
	\$ List		\$ List
Moisture Barrier (per yard)	60	Solid Surface Arm Cap (per pair) - Gr A White	480
Two-Seat Lounge Sleepers - Removable Seat Covers	295	Solid Surface Arm Cap (per pair) - Gr A Color	490
Two-Seat Lounge Sleepers - Removable Back Covers	267	Solid Surface Arm Cap (per pair) - Gr B	509
Two-Seat Lounge Sleepers - Removable Ottoman Covers	274	Solid Surface Arm Cap (per pair) - Gr C	536

Note: For Solid Surface option replace UPH arm type with “USS” in the model number and add the upcharge above.

PRODUCT CODE KEY

Line	Series	Chair Type	Size	Arm Type	Base Type
JOR Jordan	7 Motion	SL Sleeper	2 Two-Seat	UPH Upholstered Arm	1 Casters
				UUR Upholstered Arm with Urethane Arm Cap	2 Wood Legs
				FUR Full Urethane Arm	3 Grey Urethane Legs
				USS Upholstered Arm with Solid Surface Arm Cap	

JORDAN | LOUNGE SLEEPERS

Description	Model	Species	COM 1	2	COL 3	4	FABRIC GRADES 5	6	7	LEATHER 8	9
	Two-Seat, wood arms and wood legs										
	JOR7-SL2WOD2	Beech	5443	5723	6002	6395	6843	7237	7686	8246	8807
		Maple	5472	5752	6033	6426	6874	7268	7714	8276	8835
ORDERING NOTE: Jordan Lounge Sleepers are available with Grey Urethane Legs, to order change the “2” to a “3”.											
	Two-Seat, wood arms and casters										
	JOR7-SL2WOD1	Beech	5505	5785	6066	6459	6906	7299	7746	8307	8871
		Maple	5525	5804	6083	6477	6925	7316	7765	8326	8887
	Two-Seat, wood arms with urethane cap and wood legs										
	JOR7-SL2URE2	Beech	5618	5900	6178	6570	7021	7412	7861	8421	8985
		Maple	5652	5933	6214	6608	7057	7449	7897	8459	9019
ORDERING NOTE: Jordan Lounge Sleepers are available with Grey Urethane Legs, to order change the “2” to a “3”.											
	Two-Seat, wood arms with urethane cap and casters										
	JOR7-SL2URE1	Beech	5681	5959	6240	6634	7082	7476	7925	8485	9046
		Maple	5702	5981	6262	6656	7103	7495	7944	8505	9066

Jordan Lounge Sleepers Option Upcharges

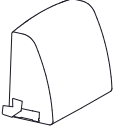
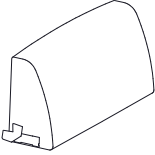
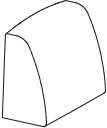
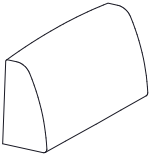
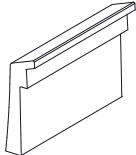
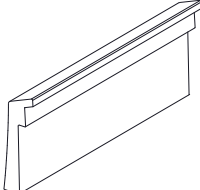
	\$ List		\$ List
Moisture Barrier (per yard)	60	Solid Surface Arm Cap (per pair) - Gr A White	480
Two-Seat Lounge Sleepers - Removable Seat Covers	295	Solid Surface Arm Cap (per pair) - Gr A Color	490
Two-Seat Lounge Sleepers - Removable Back Covers	267	Solid Surface Arm Cap (per pair) - Gr B	509
Two-Seat Lounge Sleepers - Removable Ottoman Covers	274	Solid Surface Arm Cap (per pair) - Gr C	536

Note: For Solid Surface option replace WOD arm type with “SSC” in the model number and add the upcharge above.


PRODUCT CODE KEY

Line	Series	Chair Type	Size	Arm Type	Base Type
JOR	7	SL	2	WOD	1
Jordan	Motion	Sleeper	Two-Seat	Wood Arm	Casters
				URE	2
				Wood Arm with Urethane Arm Cap	Wood Legs
				SSC	3
				Wood Arm with Solid Surface Arm Cap	Grey Urethane Legs

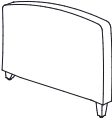
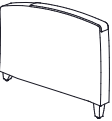
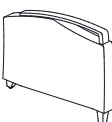
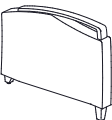
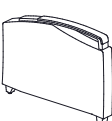
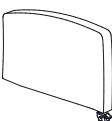
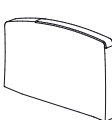
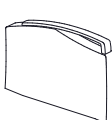
JORDAN | LOUNGE SLEEPERS REPLACEMENT COMPONENTS

Description	Model	COM		COL	FABRIC GRADES				LEATHER		Yardage	Weight	Cubes
		1	2		4	5	6	7	8	9			
	One-Seat Back												
	JOR7-SL1RB	659	708	758	828	908	979	1057	1155	1258	1.6	18	5.6
	Two-Seat Back												
	JOR7-SL2RB	892	960	1030	1125	1235	1330	1442	1576	1713	2.2	30.1	9.3
	One-Seat Back Cover												
	JOR7-SL1RBC	227	278	327	396	476	547	625	725	825	1.6	2.6	1
	Two-Seat Back Cover												
	JOR7-SL2RBC	396	462	531	628	738	763	944	1082	1218	2.2	3.5	1
	One-Seat Outback												
	JOR7-SL1R0B	320	340	363	393	428	458	494	539	582	.7	8	2.5
	Two-Seat Outback												
	JOR7-SL2R0B	421	443	465	495	528	559	594	639	681	.7	14	4

JORDAN | LOUNGE SLEEPERS REPLACEMENT COMPONENTS

Description	Model	COM		COL	FABRIC GRADES				LEATHER		Yardage	Weight	Cubes
		1	2		4	5	6	7	8	9			
	One-Seat Seat JOR7-SL1RS	577	624	670	730	806	867	941	1030	1120	1.4	18.5	4.1
	Two-Seat Seat JOR7-SL2RS	892	960	1030	1125	1235	1330	1442	1576	1713	1.8	31.4	6.8
	One-Seat Seat Cover JOR7-SL1RSC	216	260	307	370	443	505	576	669	758	1.4	2.7	1
	Two-Seat Seat Cover JOR7-SL2RSC	282	340	397	477	570	651	745	858	973	1.8	3.6	1
	One-Seat Ottoman JOR7-SL1RO	343	375	405	450	493	543	592	654	716	1	9.6	3
	Two-Seat Ottoman JOR7-SL2RO	522	575	628	702	787	862	945	1053	1157	1.7	17	5.3
	One-Seat Ottoman Cover JOR7-SL1ROC	178	210	241	284	333	377	426	490	552	1	2.4	1
	Two-Seat Ottoman Cover JOR7-SL2ROC	263	316	370	446	527	602	687	792	898	1.7	3.4	1

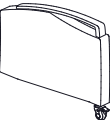
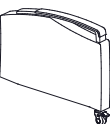

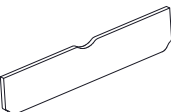



JORDAN | LOUNGE SLEEPERS REPLACEMENT COMPONENTS

Description	Model	Species	COM		COL	FABRIC GRADES			LEATHER			Yardage	Weight	Cubes
			1	2	3	4	5	6	7	8	9			
	Upholstered Arm with legs													
	JOR7-SLRUPH2	Beech	655	747	837	961	1107	1234	1376	1557	1738	2.9	32.8	4.9
		Maple	660	750	840	967	1110	1237	1381	1562	1744			
	Upholstered Arm with Urethane Cap with legs													
	JOR7-SLRUUR2	Beech	746	838	928	1052	1198	1325	1468	1648	1829	2.9	32.8	4.9
		Maple	751	841	931	1058	1202	1328	1472	1653	1835			
	Full Urethane Arm, with legs													
	JOR7-SLRFUR2	Beech	804	893	985	1110	1254	1381	1525	1705	1887	2.9	32.8	4.9
		Maple	808	898	988	1115	1259	1386	1528	1709	1890			
	Wood Arm with legs													
	JOR7-SLRWOD2	Beech	826	917	1009	1135	1278	1404	1548	1728	1910	2.9	32.8	4.9
		Maple	839	930	1019	1147	1290	1418	1562	1743	1923			
	Wood Arm with Urethane Cap with legs													
	JOR7-SLRLURE2	Beech	919	1010	1100	1225	1371	1497	1641	1820	2005	2.9	32.8	4.9
		Maple	931	1019	1112	1237	1381	1507	1652	1834	2013			
ORDERING NOTE: Jordan Lounge Sleepers are available with Grey Urethane Legs, to order change the “2” to a “3”.														
	Upholstered Arm with casters													
	JOR7-SLRUPH1		669	758	849	976	1119	1247	1390	1570	1751	2.9	33.4	4.9
	Upholstered Arm with Urethane Cap with casters													
	JOR7-SLRUUR1		760	849	940	1068	1210	1338	1481	1661	1842	2.9	33.4	4.9
	Full Urethane Arm, with casters													
	JOR7-SLRFUR1		822	914	1005	1129	1274	1401	1544	1724	1907	2.9	33.4	4.9

ORDERING NOTES:

Please note when ordering Jordan Sleeper replacement arms, you must specify either a right or left arm.

JORDAN | LOUNGE SLEEPERS REPLACEMENT PARTS

Description	Model	Species	COM		COL	FABRIC GRADES				LEATHER			Yardage	Weight	Cubes
			1	2	3	4	5	6	7	8	9				
	Wood Arm with casters														
	JOR7-SLRWOD1	Beech	837	927	1016	1143	1287	1416	1558	1738	1921	2.9	33.4	4.9	
		Maple	843	935	1027	1150	1294	1422	1567	1746	1928				
	Wood Arm with Urethane Cap with casters														
	JOR7-SLRURE1	Beech	940	1030	1120	1247	1390	1517	1660	1841	2021	2.9	33.4	4.9	
		Maple	945	1037	1126	1252	1397	1524	1668	1847	2030				
	One-Seat Kickplate														
	JOR7-SL1RUP		197	210	223	240	258	277	296	321	346	.4	4.1	0.6	
	Two-Seat Kickplate														
	JOR7-SL2RUP		252	264	278	295	314	332	352	377	403	.4	7.7	1.1	
Description	Model		Price										Weight	Cubes	
	Locking Rubber Wheel Caster														
	JOR7-SLRCAS		65											3.4	0.2
	Urethane Arm Cap														
	JOR7-SLRURE		112											3.7	0.3
	Full Urethane Arm														
	JOR7-SRRFUR		169											12	1

LEED CI CREDITS



PRE-CONSUMER
RECYCLED CONTENT = 71.25%

POST-CONSUMER
RECYCLED CONTENT = 6.9%

CONTRIBUTES TO

CREDIT 2.1 - 2.2	Construction Waste Management	1-2 point(s)
CREDIT 3.3	Resource Reuse	1 point
CREDIT 4.1	Recycled Content	1 point
CREDIT 4.2	Recycled Content	1 point
CREDIT 4.5	Low Emitting Materials, Systems & Seating	1 point
CREDIT 5.1	Regional Materials*	1 point
CREDIT 7	Certified Wood (MUST BE REQUESTED)	1 point(s)

*This credit is only applicable if in total 20% of the combined value of the procurement of construction materials and in the furniture are manufactured within a radius of 500 miles. This credit will apply if the installation of the finished product occurs within 500 miles of Kitchener, Ontario.

level® CERTIFICATION, AIR EMISSIONS AND FSC® CERTIFICATION



level® CERTIFICATION

BIFMA's e3 Furniture Sustainability Standard is a voluntary, multi-attribute standard that measures the degree of sustainability of furniture. This standard evaluates product and company environmental attributes and compliance systems in a wide range of elements which include Materials, Energy & Atmosphere, Human & Ecosystem Health and Social Responsibility. Jordan products have earned level®, BIFMA's sustainability certification program for furniture, certification through third-party verification against the e3 standard.

AIR-EMISSIONS

All Jordan products are supplied with air-emissions certified. Contact customer service for information.



FSC®

In 2005, Krug received Forest Stewardship Council® (FSC®) Chain-of-Custody certification for our manufacturing facilities. The FSC® Chain-of-Custody tracks certified wood from seedling to final sale. It verifies that the material for our FSC® certified products only come from well-managed, FSC®-certified forests and other controlled sources. FSC® is dedicated to the promotion of responsible forest management worldwide helping to take care of forests for future generations. Jordan and other Krug products can be specified with FSC® Certification. Contact customer service for further information, pricing and lead times.



Architects, designers, and building professionals can specify FSC®-certified products in order to achieve a point from the U.S. Green Building Council's Leadership in Energy and Environmental Design (LEED) Rating System.

JORDAN | TABLES FEATURES

WOOD SPECIES

Solid Beech & Maple frames, and edges.
Veneer tops.

STANDARD FINISHES

For a complete list of standard wood finishes, please see [page 93](#). Jordan tables are available in 22 standard finishes.

LAMINATE AND POLYMER EDGE

Jordan tables are available in laminates with wood or laminates with Polymer edge.
See [page 93](#) for laminate information.
Please specify species, Beech or Maple, for the base frame under the laminate top.

ORDERING NOTES:

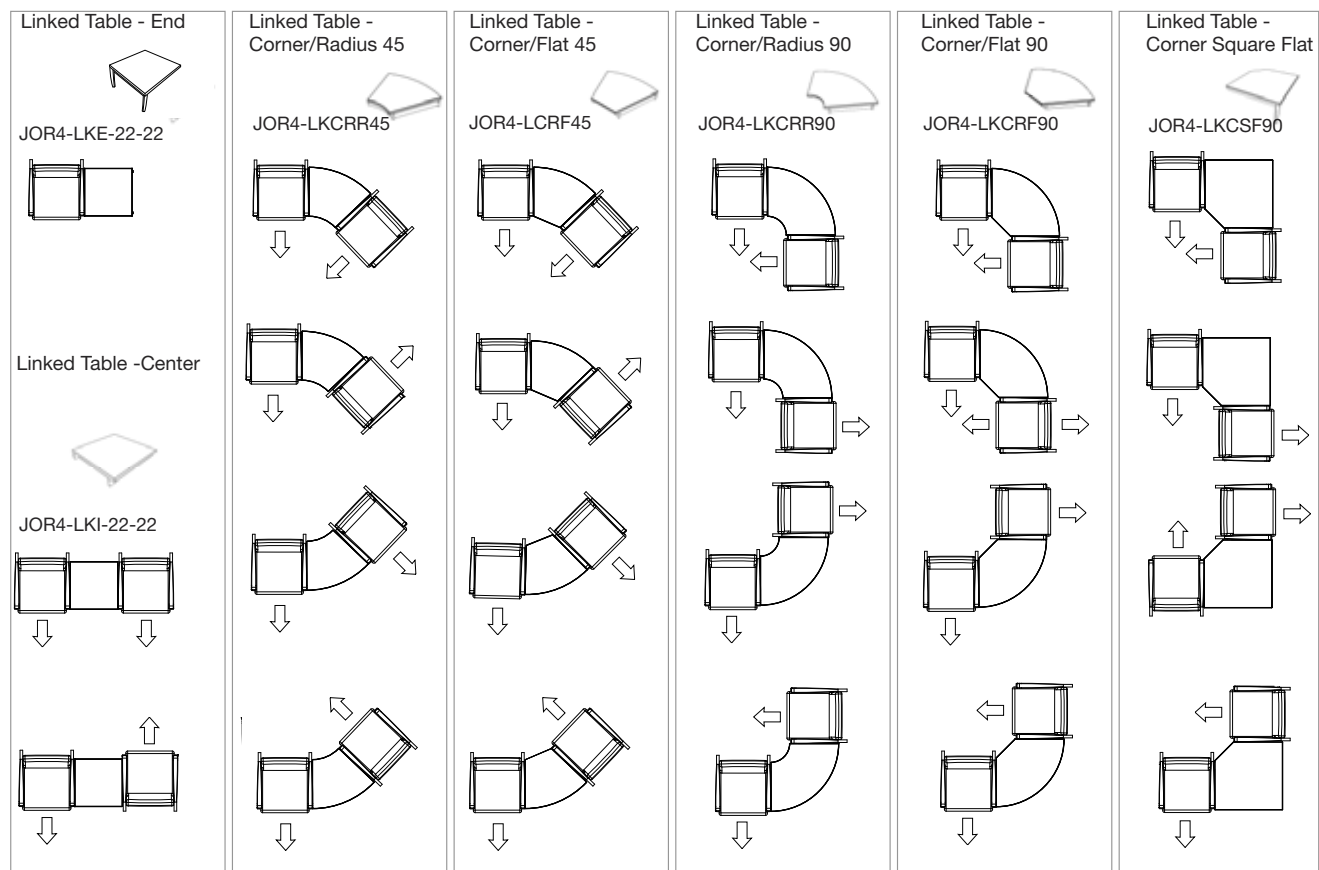
Linking tables can be ordered in conjunction with any of the Krug Multiple Seating. Linking tables are connected to the Multiple Seating via U-Shaped brackets.

The design of the tables for Jordan Multiple Seating allows for any table to be very easily added or moved to a new position within the configuration - or completely replaced - after the product has been first installed. The attachment of the tables is designed so that they can be readily be taken out of the configuration without any defacing of the adjoining seat frames.

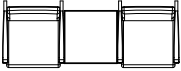
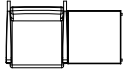
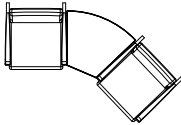
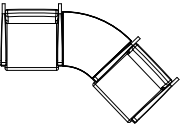
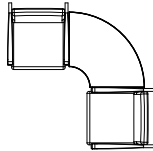
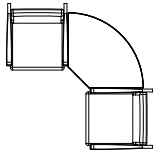
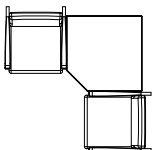
Linking Tables also feature a universal, non-handed design:
They can be moved to reverse position in almost any configuration, providing a high level of flexibility for reconfiguring.

Please note Jordan Plastic Laminate Linking Tables are not available on *KrugExpress*. Please specify species, Beech or Maple, for the base frame under the laminate top.
Wood Tops with Wood Edges are available on *KrugExpress* but with a minimum order requirement of 5 tables per order.

A drawing showing the configuration of the multiple seating and tables is required with each purchase order.



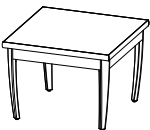

JORDAN | LINKING & FREESTANDING TABLES

DESCRIPTION/MODEL	Beech	Maple	Laminate with Wood Edge	Laminate with Polymer Edge	W	D	Weight	Cubes
 Center Square Table JOR4-LKI-22-22	605	670	686	500	22	22	18	1.5
 End Square Table JOR4-LKE-22-22	803	884	909	694	22	22	20	1.5
 Curvilinear Connector Table 45° with flat edge JOR4-LKCRF45	694	764	803	605	27.5	27.5	21	2.2
 Curvilinear Connector Table 45° JOR4-LKCRR45	694	764	803	605	27.5	27.5	21	2.2
 Curvilinear Connector Table 90° JOR4-LKCRR90	764	848	873	678	30.5	30.5	27	2.2
 Curvilinear Connector Table 90° with flat edge JOR4-LKCRF90	729	811	837	623	30.5	29	29	2.2
 Rectilinear Corner Connector Table 90° JOR4-LKCSF90	981	1059	1105	856	30.5	30.5	32	2.2

ORDERING NOTES: Linking tables can be ordered in conjunction with any of the Jordan Multiple Seating. Linking tables are connected to the Multiple Seating via U-Shaped brackets.

A drawing showing the configuration of the multiple seating and tables is required with each purchase order.

Rectilinear Corner Connector table 90° include a support leg in the outer corner. When specifying Linking Tables please ensure that each unit has legs on either side of the table. Please note Jordan Plastic Laminate Linking Tables are not available on *KrugExpress*. Please specify species, Beech or Maple, for the base frame under the laminate top. Wood Tops with Wood Edges are available on *KrugExpress* but with a minimum order requirement of 5 tables per order.

DESCRIPTION/MODEL	Beech	Maple	Laminate with Wood Edge	Laminate with Polymer Edge	W	D	H	Weight	Cubes
 Square Tables									
JOR4-22-22-16	936	1027	1029	870	22	22	16	26	5
JOR4-42-22-16	1212	1336	1330	1126	42	22	16	46	9
JOR4-22-22-21	961	1052	1057	893	22	22	21	28	7
 Circular Tables									
JOR4-18D-16	1121	1237	1234	1042	18 Diameter	-	16	20	3
JOR4-24D-16	1192	1301	1313	1108	24 Diameter	-	16	32	5
JOR4-36D-16	1583	1745	1744	1473	36 Diameter	-	16	43	12
JOR4-18D-21	1149	1263	1262	1070	18 Diameter	-	21	22	4
JOR4-24D-21	1227	1336	1351	1142	24 Diameter	-	21	35	7

GENERAL INFORMATION

Terms and Conditions

Net 30 days on approved credit. A late payment charge of 1% per month will be applied on overdue invoices. This charge will be pro-rated to the number of days past 30 days that the invoice is overdue. All applicable sales taxes are extra. Distribution of this price list does not in itself constitute an offer to sell. Orders can be received only from authorized Krug dealers. Acceptance of any order and terms of sale may be established at the discretion of Krug. Deposits are required on orders received from new accounts as well as on large or special orders. Krug reserves the right to discontinue designs, or to change designs, construction, prices, or materials without notice.

Contact Information

Phone: 1.888.578.KRUG (5784) | Fax: 1.519.748.5177

Purchase Order Fax: 1.888.236.4783

Purchase Order E-mail: orders@krug.ca

Web: www.krug.ca E-mail: solutions@krug.ca

Customer Service Hours

Please note customer service hours are:

8:30 am to 5:00 pm est

Customer Satisfaction

It is the primary goal of Krug and our staff to ensure the complete satisfaction of our customers with our products and performance. If a problem arises with a Krug product after the expiration of the limited warranty period, Krug will exercise its best efforts to achieve the satisfaction of the customer in a manner that is fair to all concerned.

Order Acknowledgments

Each order will be acknowledged via e-mail or fax. This acknowledgment is the final agreement between Krug and the customer, superseding all previous communications regarding the purchase order. Where there is a discrepancy on a purchase order between a product code and a description, Krug will make every effort to resolve the discrepancy, but will be ruled by the product code ordered. Please check all acknowledgments for accuracy, and advise Krug of any discrepancies with a purchase order.

Order Cancellation

Krug reserves the right to not accept or allow cancellation of orders. All products are manufactured on a custom-made, make-to-order basis, and the purchasing, engineering and production of orders begins shortly after order placement - and the customer purchase order is a contract that authorizes Krug to manufacture the products. Acceptance of order cancellation (or partial cancellation) is solely at the discretion of Krug, and is dependent on the extent to which engineering, purchasing and manufacturing has been initiated by the time cancellation is requested. No order cancellations (partial or otherwise) are allowable more than 4 weeks from date of order placement (as order production is unable to be terminated by that point), and full payment of the acknowledged order value is required for any orders cancelled after 4 weeks. Cancellations may be allowable in less than 4 weeks after order placement, depending on the extent to which manufacturing has been initiated. An acceptance of order cancellation requires that the purchaser agrees to make payment for all costs incurred to the point of acceptance of cancellation. Cancellation charges include all costs for purchase of dedicated material and components, engineering costs for non-standard products, and all costs for manufacturing completed to that point, as well as a \$350 net charge for processing of the original order and for processing of cancellation invoicing.

Pricing

Krug endeavors to ensure that all prices in this price list reflect accurately our current prices. However, errors do occur and will be rectified through notices to the field. Krug reserves the right to acknowledge pricing that may be different from the price list.

Storage Charges

Krug reserves the right to assess a nominal storage charge if a customer does not accept shipment of an order within a week of the ship date.

Warranty

Krug warrants the construction and the finish of all our products to be free from defects in materials and workmanship for the lifetime of their use. This warranty is applicable to products in use by their original purchaser. This warranty does not apply to components not manufactured by Krug including textiles, which are subject to the specific warranties of those manufacturers, if any. Textiles (fabric, leather, vinyl, or any other covering material) suppliers do not guarantee their products for durability and color fastness, and nor does Krug. Casters, mechanical and electrical components have a warranty of five years from the date of purchase. The Krug warranty does not apply to COM-specified materials, damage caused by a carrier other than Krug, or variation in wood finishes due to natural wood color variation. Krug cannot be held responsible for variations in fabric dye lots from order to order. All fabric is carefully inspected when it is received, but a degree of variation in color should be expected. Repairs or replacement of any defect covered under this warranty by Krug will be made, at our option and method, at no charge to the original purchaser during the warranty period. Krug's judgement is final and binding with respect to the nature or cause of defects or damage, and the necessity or manner of repair or replacement.

This warranty does not apply to defects or damage resulting from:

- normal wear and tear occurring with the use of the product
- negligence, misuse, excessive use, alteration, improper cleaning or repair
- substitution or use of incorrect or unauthorized components or material
- handling or installation that is incorrect, or that causes damage or defect
- damage incurred by a freight carrier other than Krug
- wearing of finishes and fabrics, and normal variations in materials (including dye lot variations)
- properties of natural materials, including wood and leather
- exposure to environments with uncontrolled temperature and humidity (products must be transported, stored and used in climate-controlled conditions)

Note, specific warranties for components and materials not manufactured by Krug:

Jordan Sleepers Heavy-Duty Mechanism, made with heavy gauge steel and minimal moving parts - is backed by a 5-year warranty on the mechanism itself, in addition to the lifetime warranty on the rest of the product. If it does become damaged or degraded, the mechanism can be field-replaced.

Juno and Trevisa Overbed Tables have a 2-year warranty.

Blanket Wrapping

Krug will blanket wrap larger seating orders at customer's request. Please indicate on your purchase order and contact Customer Service.

Export Packaging

Krug is pleased to provide the option for export packaging on all our products, to provide additional protection from damage. For shipments overseas, a quote for export packaging can be provided, based on the products to be ordered and the delivery destination - please contact Customer Service or Bids & Specification Support for more information and a quotation. KRUG is not responsible for shipment damage occurring on overseas shipments

Export Packaging is STRONGLY RECOMMENDED for:

- (A) all shipments outside of the lower 48 states and Canada.
- (B) all shipments that will be held in storage for an extended period prior to installation.

Important: Please note that Krug will not be responsible for damage claims on product shipped or stored in the above conditions but where export packaging has not been utilized.

Dimensions

Dimensions are in inches and approximate, and subject to change without notice. Contact Customer Service if dimensions are critical.

GENERAL INFORMATION

Freight Terms and Conditions

1. All product is shipped FOB the Krug factory. Freight is either pre-paid to the destination or not pre-paid, depending on established customer specific freight terms.

2. Docks at the selected delivery location must be equipped to handle a 53' trailer. If a dock is inadequate for delivery by Krug, Krug will re-deliver to another local location and any additional costs will be charged to the customer.

3. For all deliveries, it is understood that Krug or its agent is making a dock delivery only (equipped to handle a 53' trailer), and any further work of truck unloading, delivery beyond the dock, installation, and removal of packaging is not authorized or paid for by Krug.

4. Drop shipments to the installation site, and timed deliveries, are available on larger shipments (full truckloads or slightly less) at no additional charge. Drop shipments or timed deliveries for smaller shipments may not be available, or if available will require a surcharge. Deliveries on an after hours basis, or on weekends, or any other special requirements, may be subject to a surcharge. Location and contact information, and the requested time of delivery, is required at least one week prior to the acknowledged shipment date. If this information is not provided one week in advance, or if the location or time of the drop shipment is changed less than one week in advance, a surcharge may be applied, and/or the drop shipment may not be scheduled. For deliveries requested Monday to Thursday after 5:00 pm, please apply a surcharge of \$250/shipment. For deliveries requested Monday to Friday before 7:00 am, please apply a surcharge of \$250/shipment. For deliveries requested Friday (after 3:00 pm) or weekends, please apply a surcharge of \$500/shipment. (local times).

5. For all deliveries - whether to the Customer location or drop shipment - any circumstances that result in the delay of our carrier (including unsuitable receiving facilities, or facilities not open or available), service charges will be applied at the rate of \$75/hour. Where re-delivery is necessary because of these circumstances, the full cost of re-delivery will be charged. If Less Than Truck Load is delivering, one hour is allocated to unload. Any additional time required to unload after the first hour is \$75/hour. If a Truck Load is delivering the order, three hours is allocated to unload. Any additional time required to unload is \$75/hour. Direct deliveries to site for large orders are possible, (must exceed \$60,000 net), and accommodate 48 - 53' trailers. Krug is responsible for delivery to the approved delivery address. If an address change is required, this must be authorized by Krug 5 business days prior to ship date. Any additional delivery costs incurred after this time will be charged to the customer.

Product Strength and Durability Testing

All Krug products have been thoroughly tested, and exceed the testing requirements of ANSI/BIFMA seating standard. Specific test results and documentation are available on request.



Installation Support

For assistance please contact Technical Support at 1-888-578-5784 x216 or e-mail installationhelp@krug.ca and you will be directed to the appropriate installation support person.

Damaged Shipments

All Krug product is well engineered, carefully inspected, and expertly loaded onto our trucks at our Distribution Center. If you receive any damaged freight, we ask that you do not refuse the shipment. Krug is not responsible for damage to goods that occurs in transit or

storage. It is the purchaser and/or receiver's responsibility to examine the goods upon receipt and to notify Krug of any damages, over-ages or shortages. Any discrepancies should be noted on the Bill of Lading. The delivering carrier will not accept responsibility for shortages or damages if signed "clear". Notification of concealed damage claims must be made to Krug Distribution within 5 days of delivery, along with digital pictures if available. All product and packaging must be available for inspection. Krug liability ceases after 5 business days and Krug will not be responsible for concealed damages if shipments are left unopened. Krug is not responsible for the condition of product that is stored or installed in an environment where temperature and humidity are not controlled.

Field Product Report Authorization

Krug's written authorization, in the form of an FPR number, must be obtained prior to incurring charges of any kind if Krug is expected to pay these charges. This includes authorization for returns, field repairs and replacements, post field repairs, installation and delivery charges. Krug reserves the right to have its representative inspect product related to any request for such authorizations, prior to that authorization being provided. Deductions from invoices paid for any charges to Krug, without prior written authorization in the form of an FPR, will not be accepted. Digital photographs may be required to complete the FPR process.

Returns

No merchandise may be returned without Krug's prior written consent. In the event of an authorized return, a Field Product Report (FPR) number will be issued, and a restocking charge will apply. Return transportation charges must be prepaid. Unauthorized returns will not be accepted and will be returned freight collect. All merchandise being returned must be properly packaged in its original or comparable replacement packaging to ensure protection of the product during handling and transportation. Returns on orders duplicated by the customer must be received in their original packaging to be accepted. Product being returned where Krug has authorized its liability for replacement or repair will be thoroughly inspected on its return, and the results compared to the reason for the return stated on the FPR. Any discrepancies, such as additional damage, signs of usage, missing parts, etc., will result in an adjustment to the amount of credit issued.

Custom Capabilities

Over 15% of our orders involve some type of custom work, and we invite our customers to make use of our extensive capabilities.

These include:

- 1) Dimensional customization of standard size products
- 2) Custom finishes
- 3) For larger orders, completely custom-designed products, as well as non-standard wood species can be specified.

Custom orders may require additional production lead times. Contact Engineering at the e-mail address engquotes@krug.ca.

Care and Maintenance Leather

Leather is a natural product and requires very little care during use. Most stains can be removed with a clean dry cloth. For stubborn spots and stains, use a mild non-detergent cleaner, rinse well and let air dry naturally. Do not use saddle soap, cleaning solvents, furniture polish, oils, varnish, abrasive cleaners, soaps or ammonia waters.

Fabric Upholstery

Professional upholstery cleaning is recommended.

Flammability Standards for Krug Textiles - Upholstery Program


- Passes State of California Technical Bulletin CAL 117-2013

KRUG TEXTILES - UPHOLSTERY FABRICS

Krug Textiles - Stocked Fabric Program

Grade 1

ARLO



308 MIDNIGHT



306 PETROL



908 CHARCOAL



93 SEAL



601 PEARL



84 NUTMEG



62 OATMEAL



90 LIMESTONE

FRANKLIN




47 CAMEL



3009 MIDNIGHT



67 FAWN



97 CINDER



94 METAL



909 BLACK



9004 CHARCOAL




308 PETROL



108 ORCHID

COMRADE



309 MIDNIGHT



84 TEAK




63 LINEN



24 ALPINE



905 IRON



601 SNOW



57 MARIGOLD



31 DUCK EGG

FELICITY



601 IVORY



305 SKY



603 TAUPE



93 COAL



405 HENNA



64 PUTTY



62 FAWN



36 BLUEBERRY

Krug Textiles - Stocked Fabric Program

Grade 2

GRADY



25 CAPER




31 SKY




604 FLAX



901 CHAR



93 GRAY



34 SLATE



84 TEAK



98 NICKLE


YATES




84 BIRCH




44 CLAY



87 TAUPE



25 JUNIPER



305 INDIGO



109 CRANBERRY



803 TOAST



92 ZINC



91 SILVER



908 CHARCOAL

MCCOY



608 TUNDRA



601 CREME



908 CHARCOAL



62 COPPER



108 CORDOVAN



32 ROBIN'S EGG




94 MERCURY



84 BARK

ORIS




908 DOMINO



604 BARK



601 CREAM



306 DELFT



902 ZINC



305 MIDNIGHT



64 PUTTY




205 CHARTREUSE

KRUG TEXTILES - UPHOLSTERY FABRICS


Krug Textiles - Stocked Fabric Program

Grade 3


MORITZ




205 SPEARMINT




61 OYSTER




306 CADET



104 MULBERRY



31 AEGEAN



9008 CHARCOAL




82 CLAY



304 CAPRI

LORENZO



306 INDIGO



24 ALPINE



64 LINEN



91 FLANNEL



32 MIST



601 CREAM



106 HENNA



604 STUCCO

BISCOTTI



302 CAPRI



45 SPICE



61 DESERT



91 GRANITE

INTRIGUE



601 OYSTER



27 OLIVE



4003 OCHRE



908 CHARCOAL



3009 MIDNIGHT



805 PECAN



608 STUCCO



605 STRAW

Krug Textiles - Faux Leather Program - Grade 2



Krug Textiles - Leather Program - Grade 8

Please contact Customer Service for specific information on leathers, available colors and lead times.



Krug Textiles - Cut fabric NET price per yard

Grade 1	\$21
Grade 2	\$33
Grade 3	\$44

LATEX FREE

Krug products are made with latex-free materials to prevent the allergic reaction that latex causes in some people.

CUSTOMER'S OWN MATERIAL - C.O.M.

Customer's Own Material (COM/COL)

COM/COL must be received three weeks prior to the acknowledged ship date. Orders with COM/COL not received by the required deadline will be delayed. A description of the upholstery cover, including supplier name, pattern name, upholstery cover name and color number must be included with the purchase order.

COM/COL testing requires 3 business days and samples are to be directed to Customer Service. The customer has the option of providing the sample COM/COL before, at time of order, or once the sample COM/COL is received. If the customer does not send a sample for approval in advance of sending actual material, Krug will not be responsible for the cost of any upholstery cover or other material that it determines to be unsuitable for the product or our process.


When the COM/COL upholstery cover is received at Krug, it must be clearly identified with the upholstery cover name and color, and tagged with name of the Krug customer and purchase order number. Krug will inspect all COM/COL upholstery covers when received to determine if it will be suitable for upholstery. Where Krug feels that the upholstery cover or leather specified will compromise the quality or integrity of our products, customers will be contacted to direct these concerns. Further, Krug reserves the right to refuse to accept and use any COM upholstery covers or leathers that will compromise our products in any way that is unacceptable to Krug. Krug cannot assume responsibility for the durability or tailoring quality of customer's own material.

Yardage specified in this price guide is approximate. In the case of multiple product orders, multiply the number of items by the COM yardage specified to determine upholstery cover required, unless otherwise indicated. Additional yardage may be needed if the material is less than 54" wide, or patterned or striped and requires matching. All COMs are cut "up the roll" unless otherwise stated by the customer. All striped upholstery covers will be applied vertically unless otherwise stated by the customer and after approval by Krug. Krug will not be responsible for directional or positional problems with its application of COM material, unless it has been provided with explicit instructions by the customer. Special instructions should be sent to Krug Customer Service, including a sample (or photocopy) of the upholstery cover. Krug is not responsible for instructions sent with the upholstery cover rolls, or for the method of upholstery if no instructions have been provided.


Price increases and freight charges to COM/COL acquired on the customer's behalf will be passed onto the customer.

Application of Directional Upholstery cover

Some COM upholstery covers will be considered directional by Krug even though they are not considered directional by the supplier. All COMs are automatically cut "up the roll" unless otherwise stated by the customer (please see below).



Standard-Cut
"up the roll"



Non-Standard-Cut
across the roll "railroad"

COM/COL Shipping Procedures

For seating COM/COL upholstery covers, please send upholstery covers to:

Krug Inc.
111 Ahrens Street
Kitchener, Ontario
Canada N2H 4C2
Attention: RECEIVER

COM/COL orders cannot be scheduled into production until the upholstery cover has arrived and inspection is complete.

All packages must be clearly marked
"For Customs Clearance by Willson International Custom Brokers".

According to the North American Free Trade Agreement (NAFTA), goods shipped between the United States and Canada can qualify for exemption from all duties, or for a reduction in duties, if the goods can be proven to originate in either the United States, Canada or Mexico.

Canada Customs requires that a NAFTA Certificate of Origin and a Commercial Invoice be completed and sent with the upholstery cover shipment. The Commercial Invoice must clearly state the description of the upholstery cover, the selling price, the make-up or content, and the purchaser. The absence of these two documents will delay the shipments at the U.S./Canada border, thereby potentially delaying the customer order. If the total value of the shipment is less than \$1200 U.S., Customs will accept a Low Value Statement of Origin in place of the NAFTA Certificate of Origin. The Low Value Statement must be signed by a representative of the exporting company. This statement may either be included on the commercial invoice or attached to the invoice. Krug is happy to answer any questions or concerns about COM/COL shipping procedures and the required documents.

CAL 133 & Moisture Barrier

California Technical Bulletin 133 is a flammability test for seating. Krug offers a compliance method which, in combination with non-flammable upholstery covers, may enable the products to meet certification requirements for this test. This process at the same time also provides the products with a Moisture Barrier - a treatment that helps to prevent the passage of liquids and moisture to inside of upholstered components - thereby conferring sanitary and anti-infection benefits. So when CAL 133 is specified, the product also automatically has a Moisture Barrier, and when a Moisture Barrier is specified, the product also features the compliance method and low flammability features of CAL 133.

The application of this upcharge and the compliance method does not mean that the specific configuration of product and upholstery cover are tested and officially certified as being CAL 133 compliant. If official certification is required, Krug will provide this (through an independent certified testing laboratory) at a charge of \$852 per item, plus the cost of the product to be tested. Lead time for certification testing is typically 4-8 weeks. Krug assumes no responsibility for the testing of our products in combination with upholstery covers, or for the results of any testing conducted. Some specific configurations of product and upholstery have already been tested. Please contact Customer Service for additional information.

C.O.L. Yardage

To calculate C.O.L. yardage required, please use the following conversions based on COM yardage: Leather must be ordered in square footage.

- 17 square feet in a yard
- Approx. 3 yards in a hide
- Approx. 51 square feet in a hide
- Please use grade 3 pricing for COL

Upholstery Cover Yardage Calculation

To calculate yardage required for COM and other non-standard upholstery cover orders, please contact Krug Customer Service at 1.888.578.5784. Unless otherwise stated, upholstery cover rolls are assumed to be a minimum 54" wide. Please use the guide below to calculate the percentage of extra upholstery cover required to cover large repeats. The repeat is calculated by adding both the vertical and horizontal measurements together and then referring to the chart below for extra yardage required.

FABRIC	2"-14"		15"-19"		20"-27"		28"-36"	
	Plain	Repeat	Repeat	Repeat	Repeat	Repeat	Repeat	Repeat
54	0%	10%	15%	20%	25%			
53-50	16%	20%	25%	30%	35%			
48	16%	25%	30%	35%	40%			
45	40%	50%	55%	60%	65%			
36	50%	60%	65%	70%	75%			

GRADED-IN UPHOLSTERY PROGRAMS

Krug has partnered with several textile brands to grade in their offerings, designed to provide a wide range of upholstery selections for our seating products.

Upholstery pricing and availability is subject to change without notice. We grade this upholstery according to the pricing of the fabric suppliers - when their pricing changes, the Krug grade may change.

When placing an order, a Krug customer must specify the complete upholstery number, along with the appropriate Krug model number and finish. Krug will supply the complete product at the prices listed. Orders specifying graded-in upholstery cannot be cancelled once the upholstery has been ordered.

Upholstery Grades

To determine the price of a product for graded-in upholstery, use the reference lists located on Krug's website under - Products - Textiles, to view the upholstery grade (1-9). Krug is not responsible for the discontinuation of this upholstery. Please contact Customer Service for information on upholstery not listed.

When two upholstery selections are specified for use on seating, the higher grade upholstery price will apply to the order.

High Performance upholstery; Polyurethane, Vinyl or Crypton, is particularly suitable for healthcare and other intensive-use environments.

Upholstery Samples

If you require additional samples or memos for presentation, please contact fabric supplier directly.

Flammability Standards

- Tunnel Test Surface Ratings Class A rating
- Class 1 UFAC
- Passes State of California Technical Bulletin 117-Section E

Please contact fabric supplier directly for further flammability information pertaining to specific upholstery.

Special Conditions

Acknowledgments will give the estimated delivery date of the finished product. Some upholstery is imported, and availability may affect estimated delivery time. For large projects, please contact fabric supplier directly for availability of yardage.

KRUGEXPRESS PROGRAM

PROGRAM DETAILS

KrugExpress orders are ready to ship by the date acknowledged. Delivery and shipping schedules may result in actual shipping of orders at a later date. Statutory holidays and scheduled factory vacations may add to acknowledged lead times of *KrugExpress* orders. Unless otherwise specified on the order, the customer's standard method of shipping Krug products will be utilized.

Available factory capacity for *KrugExpress* is filled by orders received on a "first come, first serve" basis. If the normal *KrugExpress* lead time is not available for your order because available capacity has been filled, you will be immediately advised of the earliest available ready-to-ship date. Please consult your Customer Service representative in advance if you wish to confirm the specific lead time availability for a *KrugExpress* order.

Orders must be received by midnight of a given day for that day to be considered the official day the order is received. Order lead times are acknowledged from the date the order is received, but not including the date the order is received.

KrugExpress orders must be "clean" when received in order to be considered officially received on a given day, and lead times will be acknowledged from the date orders are determined to be "clean". Changes to *KrugExpress* orders are not allowed under any circumstances.

Orders for product on *KrugExpress* must clearly state: "*KrugExpress*".

COM and graded-in upholstery is available on Krug Express. Orders are scheduled on Krug Express, and given the best available date, when the upholstery is received at Krug. Some conditions apply.

SEATING PROGRAM

Orders for seating products on the *KrugExpress* program may be subject to quantity maximums. Please contact Krug Customer Service for more information.

Quantity maximums are dependent upon available capacity, in order to insure that we ship all orders on time.

Please note that the CAL 133 option is not available on *KrugExpress*.

JORDAN | FINISHES

WOOD FINISHES

Standard wood finishes are:

Finishes on Beech

- Appalachian Cherry
- American Cherry
- Imperial Cherry
- Light Cherry
- Medium Cherry
- Natural Cherry
- Sable Cherry
- Standard Cherry
- Light Oak
- Harvest Oak
- Mahogany
- Mellow Oak
- Espresso
- Cordovan Walnut
- Natural Walnut
- Regular Walnut
- SilverGrey on Walnut
- Dark Walnut
- Clear Beech
- Medium Anigre

Finishes on Maple

- Clear Maple
- Honey Maple
- Wheat Maple

NATURAL CHARACTERISTICS OF WOOD

Wood is a natural product with inherent color variations that will never be fully mitigated by the finishing process. Please anticipate variation in colors within a single unit, from piece to piece, and from Krug wood finish samples. If a very close match is required, a sample must be provided with the order and an upcharge will apply. Exact color matches are not possible.

Custom Wood Finishes

Add 10% list to your order for special finishes, minimum upcharge is \$525 list per finish per order. (For example, on all orders up to \$5250 list, an upcharge of \$525 will apply, on orders \$5000 and up add 10% list to your order.)

Special finish upcharges on seating products are calculated on a grade 1 value. For orders with special finishes, a sample that is a minimum 3” by 3” must be received with the order. Special finishes may add additional lead time to production schedules. Since wood is a natural product, some variations in grain, color and stain acceptance will occur. In our finishing processes, we try to minimize variations, but some variation between samples and finished goods should be anticipated.

Dual Finishes

Add 10% list per item if specifying dual finish.

Standard Wood Finishes

No upcharge will be applied when specifying a finish available as standard on one species onto maple seating and occasional tables. Clear finishes are not available on other species since they are a clear finish on top of the natural veneer color.

WOOD FINISHES TO MATCH STANDARD LAMINATES

- Willow on Beech
- Copper on Beech
- Shiraz Cherry on Beech
- Park Avenue Walnut on Beech
- Chocolate on Beech
- Nutmeg on Beech
- Portobello on Beech
- Ash on Beech
- Dune on Maple

LAMINATES

Krug’s in-stock Laminates are available in 17 different laminate selections. Please note that 4 of the colors (Gingerbread, Portobello, Ash and Willow) have textured finishes and may not be appropriate for use in patient areas due to infection control concerns. Minimum order quantities and extended lead times may apply for exotic laminate colors, please check with customer service. Polymer Edge will be selected to match the worksurface. Krug’s previous laminate in-stock program will be phased out as in-stock supply depletes. Please contact customer service for availability.

IN-STOCK LAMINATES

Wood Grain Laminates	High Pressure Laminate Supplier	Textured Wood Grain Laminates	High Pressure Laminate Supplier
Champagne	Tafisa T492CR	Gingerbread	Tafisa T556UR
Hardrock Maple	Formica 86992-58	Portobello	Tafisa T557UR
Dune	Tafisa T491CR	Ash	Tafisa T535AT
Copper	Tafisa T521CR	Willow	Tafisa T543AT
Shiraz Cherry	Tafisa T472CR	Solid Laminates	
Park Avenue Walnut	Wilsonart 7984-38	Designer White	Wilsonart D354-60
Chocolate	Tafisa T498CR	Platinum	Tafisa T202CR
Nutmeg	Tafisa T477CR	Earth	Tafisa T767CR
Dark Walnut	Tafisa T469CR	Charcoal	Tafisa T228CR

PHASE OUT LAMINATES








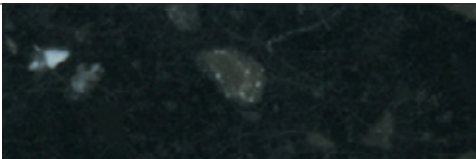
Almond - Black- Shadows - Edgewood Sycamore - Gunstock Walnut

Non-Stocked Laminates

For specific lead time and application questions, please contact Krug Customer Service for your requirement. Upcharges will be applicable for non-stocked laminates, depending on their cost. Non-stock laminates may require a minimum order quantity, please contact customer service. Stocked polymer edges only can be specified for use with non-stocked laminates or tops will be self-edged.

SOLID SURFACE PROGRAM

The Solid Surface option provides an enhanced durability, protection and cleanability. It is available in 8 standard colors and is replaceable if it becomes damaged or degraded. See individual products for list upcharge chart.

GROUP GRADE A - WHITE		
	Glacier White	Cameo White
GROUP GRADE A - COLOR		
	Bisque	Linen
GROUP GRADE B		
	Antarctica	Savannah
GROUP GRADE C		
	Dove	Deep Night Sky

URETHANE COLOR OPTIONS

		
Taupe	Grey	Black



The mark of responsible forestry



All products are air emissions certified and are available as FSC® certified

krug

solutions@krug.ca | www.krug.ca | 1.888.578.KRUG