

## JUNO BEHAVIORAL HEALTH

Price and Specification Guide

**GSA GS-03F-084DA**



**krug** HEALTHCARE 

# TERMS & CONDITIONS | INFORMATION FOR ORDERING ACTIVITIES

## General Services Administration Federal Supply Schedule

FSC Groups 7110, 7125  
Subcategory: Furniture  
CONTRACT NUMBER: GS-03F-084DA  
CONTRACT PERIOD: April 1, 2016 through March 31, 2026  
CONTRACTOR/ ADMINISTRATOR: Mira Jaksic-Husic  
Krug Inc.  
421 Manitou Drive  
Kitchener, Ontario, Canada  
Tel: 1-800-265-2796  
Fax: 1-800-265-2798

### 1. List of Special Item Numbers on Contract

33721P Packaged Office Furniture w Ancillary Installation Services  
33721 Office Furniture w Ancillary Installation Services  
339113H Healthcare Furniture w Ancillary Installation Services  
OLM Order Level Materials

2. SPECIAL ITEM NUMBER	MAXIMUM ORDER
33721P	\$5,000,000
33721	\$250,000
339113H	\$500,000
OLM	\$250,000

3. SPECIAL ITEM NUMBER	MINIMUM ORDER
33721P	\$100.00
33721	\$100.00
339113H	\$100.00
OLM	NA

### 4. Geographic Coverage

48 contiguous States and Washington, DC

### 5. Point of Production

Krug Inc.  
421 Manitou Drive  
Kitchener, Ontario, CANADA  
N2C 15L

### 6. Discount from List Prices

33721P Package Office Furniture Krug Product Discounts As Below  
GSA Teaming Partner Products at their  
Approved GSA Discount Terms. Krug  
Installation Charge 12.75% of Net Order  
(Max.). No Charge for Project Mgt Services.

33721 Office Furniture	
Executive Office Furniture	56.6%
Executive Conference Furniture	56.6%
Tables and Accessories	56.6%
Fully Upholstered Lounge Furniture	56.6%
Multiple Seating	56.6%
Multi-Purpose Seating	56.6%
Stacking Chairs	56.6%
Installation Ancillary to these products	12.75% Charge of Net Order (Max.)

339113H Healthcare Furniture	
Hospital Patient Room Furniture	56.6%
Hospital Geriatric Chairs & Lounge Seating	56.6%
Patient Service Systems	56.6%
Installation Ancillary to these products	12.75% Charge of Net Order (Max.)

### 7. Quantity Discounts (off Net pricing)

Multiple Seating, Multipurpose Seating, Stacking  
Chairs

25,001 – 50,000	1%
50,001 – 100,000	2%
100,001 – 150,000	3%
150,001 – 250,000	4%

Lounge Seating, Tables & Accessories

25,000 – 50,000	1%
50,001 – 75,000	2%
75,001 – 100,000	3%
100,001 – 180,000	4%
180,001 – 200,000	5%
200,001 – 250,000	6%

Hosp/Geriatric Chairs and Lounge, Patient Room  
Furniture, Patient Service Systems

\$100,000 - \$200,000	1%
\$200,000.01 - \$300,000	1.5%
\$300,000.01 - \$400,000	2%
\$400,000.01 - \$500,000	2.5%

Quantity Discounts for Executive Office and  
Executive Conference are no longer applicable  
based on the MAS Consolidation revisions to  
Maximum Order Limits.

### 8. Prompt Payment Terms

Net 30 Days

### 9. Visa and MasterCard are accepted above and below the micro-purchase threshold.

NOTE: No additional discount will be offered on  
orders placed using credit cards.

### 10. Foreign Items

All items manufactured in Canada.

### 11a. Time of Delivery

60-90 Days ARO for all items.

### 11b. Expedited Delivery

Please contract Krug GSA Customer Service for  
information on Expedited Delivery/Krug Express  
Program. 1-800-265-2796

### 11c. Overnight & 2 day Delivery

N/A

### 11d. Urgent Requirements

Please contact Krug for urgent requirements.

### 12. F.O.B. Point

Destination

### 13. Payment Address

Same as above

# TERMS & CONDITIONS | INFORMATION FOR ORDERING ACTIVITIES

## 14. Warranty

For commercial products, Krug warrants the construction and the finish of all our products to be free from defects in materials and workmanship for a period of 10 years from the date of purchase. For Krug Healthcare products (as outlined in the US Healthcare price and specification Guide dated March 1, 2019), Krug warrants the construction and finish of all Healthcare products to be free from defects in materials and workmanship for the lifetime of their use. This warranty is applicable to products in use by their original purchaser. This warranty does not apply to components not manufactured by Krug including textiles, which are subject to the specific warranties of those manufacturers, if any. Textiles (fabric, leather, vinyl, or any other covering material) suppliers do not guarantee their products for durability and color fastness, and nor does Krug.

Casters, mechanical and electrical components have a warranty of five years from the date of purchase. The Krug warranty does not apply to COM-specified materials, damage caused by a carrier other than Krug, or variation in wood finishes due to natural wood color variation. Krug cannot be held responsible for variations in fabric dye lots from order to order. All fabric is carefully inspected when it is received, but a degree of variation in color should be expected. Repairs or replacement of any defect covered under this warranty by Krug will be made, at our option and method, at no charge to the original purchaser during the warranty period. Krug's judgement is final and binding with respect to the nature or cause of defects or damage, and the necessity or manner of repair or replacement.

This warranty does not apply to defects or damage resulting from:

- normal wear and tear occurring with the use of the product
- negligence, misuse, excessive use, alteration, improper cleaning or repair
- substitution or use of incorrect or unauthorized components or material
- handling or installation that is incorrect, or that causes damage or defect
- damage incurred by a freight carrier other than Krug
- wearing of finishes and fabrics, and normal variations in materials (including dye lot variations)
- properties of natural materials, including wood and leather
- exposure to environments with uncontrolled temperature and humidity (products must be transported, stored and used in climate controlled conditions)

Note, specific warranties for components and materials not manufactured by Krug: Height Adjustable Mechanism Warranty Krug warrants to the original consumer purchaser its Height Adjustable Mechanism that it will be free from defects in material and workmanship. This limited warranty covers material and manufacturing defects, which cause a non-conformance in the function of a table base and is limited to the following products and warranty term determined from their dates of purchase: a) Electronic components such as control boxes, hand switches and motors – two (2) years b) Mechanical components such as crank drives, spindles – five (5) years c) Structural components such as J-channels, feet and top supports – ten (10) years. The start of the warranty period is the documented date of your purchase of the product. The warranty herein is made to and for the benefit of the original consumer purchaser of the product and is non-transferable. If you discover a defect in material or workmanship during the warranty period, and Krug agrees that the defect exists, Krug will, at its option, repair or replace the Product at no charge to you, provided it is returned during the warranty period. In the unlikely event that your product should require repair or replacement during the warranty period, please contact Krug to obtain warranty service. The warranty period on replacement products is the remainder of the warranty on the original product or 30 days, whichever is longer.

Jordan Sleepers Heavy-Duty Mechanism, made with heavy gauge steel and minimal moving parts - is backed by a 5-year warranty on the mechanism itself, in addition to the lifetime warranty on the rest of the product. If it does become damaged or degraded, the mechanism can be field-replaced. Juno and Trevisa Overbed Tables have a 2-year warranty.

## 15. Export Packing Charges

Quoted upon request

## 16. Terms and Conditions of Government Commercial Credit Card

ACCEPTANCE: KRUG will accept the government commercial credit card but will not Offer any additional discount for orders placed using the credit card

## 17. Term and Conditions of Rental Maintenance and Repair.

N/A

## 18. Term and Conditions of Installation

N/A

## 19. Term and Conditions of Repair

N/A

## 20a. Term and Conditions for any other services

N/A

## 20. Service and Distribution points

Call contractor

## 21. Participating Dealers

Call contractor

## 22. Preventative Maintenance

N/A

## 23. Environmental Attributes

Krug maintains a program to reduce the impact on the environment of our products and operations.

## 24. Data Universal Number System (DUNS) number

251476669

## 25. Notification regarding registration in SAM.

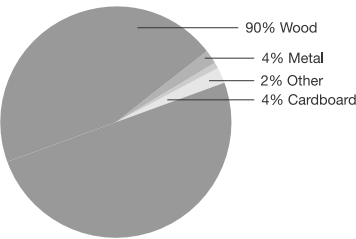
Krug Inc.'s registration in SAM is current, accurate and valid.

## 26 Cage Code: 37310

JUNO BEHAVIORAL HEALTH | ENVIRONMENTAL SUMMARY



MATERIAL CONTENT:



PRE-CONSUMER  
RECYCLED CONTENT = 91%

POST-CONSUMER  
RECYCLE CONTENT = 5%

		CONTRIBUTES TO
CREDIT 2.1 - 2.2	Construction Waste Management	1-2 point(s)
CREDIT 4.1	Recycled Content	1 point
CREDIT 4.2	Recycled Content	1 point
CREDIT 4.5	Low Emitting Materials, (MUST BE REQUESTED)	1 point
	Composite Wood & Laminate Adhesives	1 point
CREDIT 5.1	Regional Materials*	1 point
CREDIT 7	Certified Wood (PLEASE ENQUIRE)	1 point

\* This credit is only applicable if in total 20% of the combined value of the procured construction materials and furniture is manufactured within a radius of 500 miles. This credit will apply if the installation of the finished product occurs within 500 miles of Toronto, Ontario.

level® CERTIFICATION, AIR EMISSIONS AND FSC® CERTIFICATION



**level® CERTIFICATION**  
BIFMA's e3 Furniture Sustainability Standard is a voluntary, multi-attribute standard that measures the degree of sustainability of furniture. This standard evaluates product and company environmental attributes and compliance systems in a wide range of elements which include Materials, Energy & Atmosphere, Human & Ecosystem Health and Social Responsibility. Juno products have earned level®, BIFMA's sustainability certification program for furniture, certification through third-party verification against the e3 standard.

**AIR-EMISSIONS**  
All Juno products are supplied with air-emissions certified. Contact customer service for information.



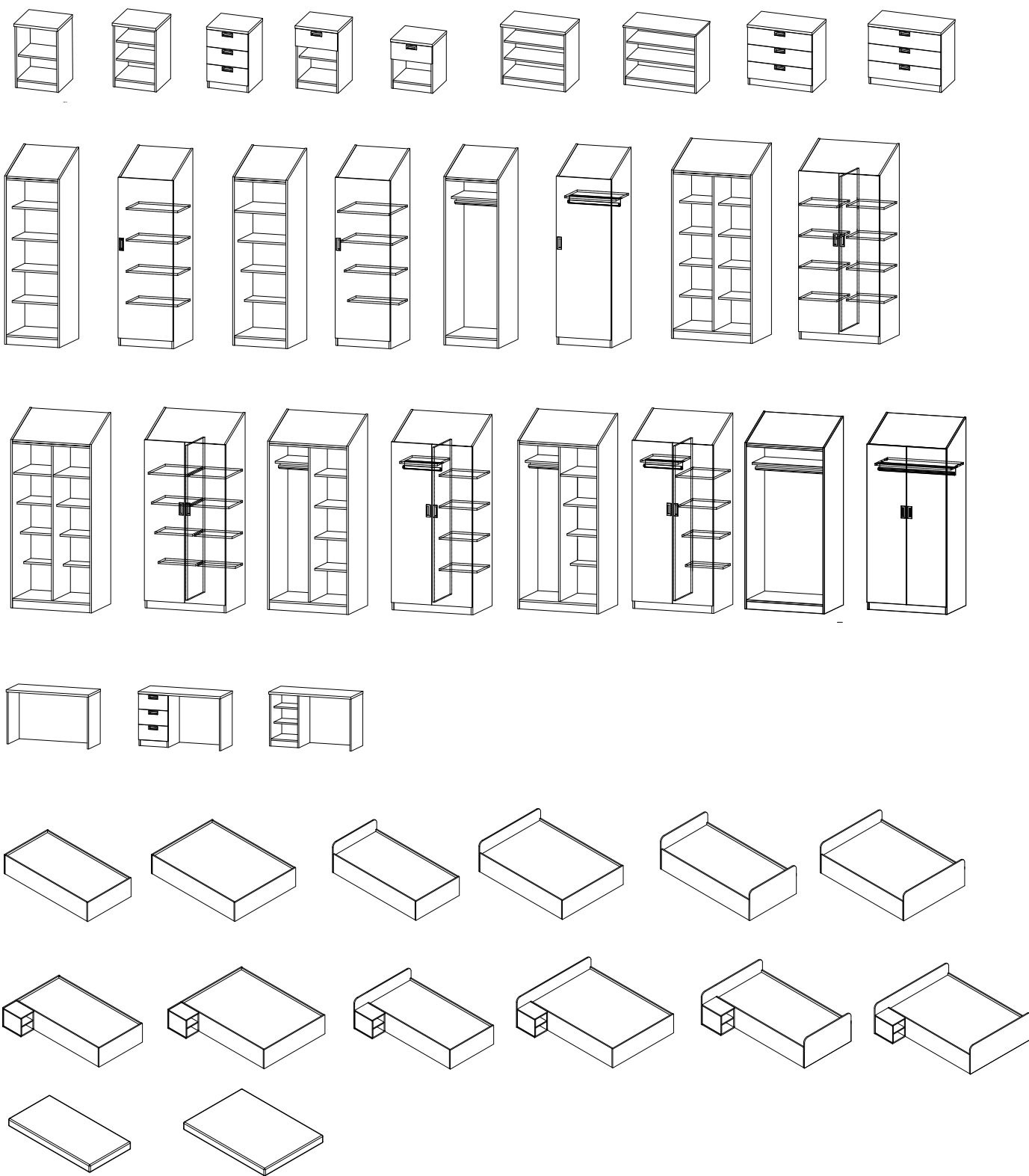
**FSC®**  
In 2005, Krug received Forest Stewardship Council® (FSC®) Chain-of-Custody certification for our manufacturing facilities. The FSC® Chain-of-Custody tracks certified wood from seedling to final sale. It verifies that the material for our FSC® certified products only come from well-managed, FSC®-certified forests and other controlled sources. FSC® is dedicated to the promotion of responsible forest management worldwide helping to take care of forests for future generations. Juno and other Krug products can be specified with FSC® Certification. Contact customer service for further information, pricing and lead times.



Architects, designers, and building professionals can specify FSC®-certified products in order to achieve a point from the US. Green Building Council's Leadership in Energy and Environmental Design (LEED) Rating System.

JUNO BEHAVIORAL HEALTH | STATEMENT OF LINE

STATEMENT OF LINE:



## JUNO BEHAVIORAL HEALTH | FEATURES

### CUSTOM CAPABILITY

Krug offers standard products in custom sizes in addition to completely customized units.

### CLEANABILITY

Juno Behavioral Health casegoods manufactured with Krug standard laminates can be cleaned with mild soap and warm water. Do not use steel wool, hot water, or any other abrasive cleaning product. For non-standard laminates, follow the manufacturers instructions. Solid surface tops can be cleaned with 5% bleach diluted solutions.

<https://krug.ca/wp-content/uploads/2023/11/Cleaning-Guidelines.pdf>

### ENVIRONMENTAL FEATURES

Juno Behavioral Health casegoods are manufactured with a significant amount of recycled content that contributes to both LEED credits 4.1 and 4.2. In addition, the freight packaging is recyclable and Greenguard certification is an option.

### DURABILITY

Juno Behavioral Health casegoods are manufactured with ¾" low-pressure laminate panels that are glued and dowelled for superior strength, safety and durability. All exposed particle board has 3mm polymer edge-banding to restrict moisture and bacteria from seeping into the core. Tamper-resistant hardware is used to attach doors, drawers, pulls and J-bars..

### TOPS

Tops on bedside tables, dressers and desks are 1" thick low-pressure laminate with particle board core and 3mm polymer edge-banding. Tops on wardrobes are ¾" thick low-pressure laminate with 3mm polymer edge-banding and feature a 25-degree slope.

### DRAWERS

Drawers feature white metal sides with integrated glides for easy cleaning and disinfection and white low-pressure laminate backs and base panels. All exposed particle board has 3mm polymer edge-banding. Drawers are fixed and non-removable.

### DRAWER FRONTS

Drawer fronts are ¾" thick low-pressure laminate with 3mm polymer edge-banding and are installed with tamper-resistant hardware.

### DOOR AND DRAWER PULL

Drawer pulls are inset to reduce ligature risk and are installed with tamper-resistant hardware.

### DOOR HINGES

Wardrobe doors are attached with a heavy gauge steel piano hinge that is ligature-resistant. The hinge is installed with tamper-resistant hardware.

### SHELVES

Shelves on bedside tables, dressers and desks are inset 2", fixed and non-removable. Shelves on wardrobes are inset 7", fixed and non-removable. Reverse stair step shelving is also available on wardrobes.

### BASE RAIL

Cabinets feature a ¾" low-pressure laminate base rail that restricts access to the underside of the cabinet.

### PLATFORM BEDS

Juno Behavioral Health platform beds feature double wall construction and are completely enclosed. Non-removable, non-pickable caulking is installed around the deck perimeter, minimizing the risk of access to the core and reducing the risk of fluids seeping into the interior.

### MATTRESS

The Juno Behavioral Health mattress has a durable tear, puncture and fluid resistant anti-microbial vinyl cover over a polyurethane foam core. Welded seams reduce the risk of bed bugs and the moisture barrier supports infection control..

### HARDWARE

All hardware is tamper-resistant.

### WARRANTY

Juno Behavioral Health casegoods have a lifetime warranty.



## JUNO BEHAVIORAL HEALTH | OPTIONS



### Anchor Brackets

Tamper-resistant anchor brackets are available to attach casegoods and beds to the floor for additional safety and security. Krug provides the hardware to attach to the casegoods and beds, but installer must provide hardware to attach to the floor.



### Lower Wardrobe Shelf

Wardrobes with J-Bars are available with an optional lower shelf that is 12" above finished base panel.



### Restraint Brackets

Four stainless steel restraint brackets are installed on both sides of the bed.








### High Pressure Laminate

Casegoods can be specified in high pressure laminate for an upcharge.



JUNO BEHAVIORAL HEALTH | BEDSIDE TABLES

Description	Model	Laminate	Width	Depth	Shipping Height	Weight	Cube
Open, One Shelf	JBHB7209	1024	20.25	19.25	30	74	8
							
Open, Two Shelves	JBHB8209	1100	20.25	19.25	30	78	8
							
1 Drawer, 1 Fixed Shelf	JBHB2209	1320	20.25	19.25	30	74	8
							
1 Drawer	JBHB3209	1188	20.25	19.25	24	62	8
							
3 Drawer	JBHB4209	1606	20.25	19.25	30	89	8
							

Required to Specify	Option Upcharges	\$ List
1. Model number	Solid Surface Top - Gr A White	497
2. Top Color (Page 5)	Solid Surface Top - Gr A Color	546
3. Body Color (Page 5)	Solid Surface Top - Gr B	615
4. Options (right)	Solid Surface Top - Gr C	713
	Spill Guard	87
	Anchor Bracket - (per pair)	76

PRODUCT CODE KEY

Product Line	Description	Style	Width	Base Style	Top Option
<div>JBH</div>	<div>B</div>	<div>2</div>	<div>20</div>	<div>9</div>	<div>SS</div>
Juno Behavioral Health	Bedside Table	1 Drawer, 1 Fixed Shelf	20 inches	Platform	Solid Surface
		<div>3</div>			
		1 Drawer			
		<div>4</div>			
		3 Drawer			
		<div>7</div>			
		Open, 1 Fixed Shelf			
		<div>8</div>			
		Open, 2 Fixed Shelves			



## JUNO BEHAVIORAL HEALTH | DRESSERS

Description	Model	Laminate	Width	Depth	Height	Shipping Weight	Cube
30" Open Dresser	JBHD7309	1242	30	19.75	30	90	13



36" Open Dresser	JBHD7369	1325	35.75	19.75	30	92	16
------------------	----------	------	-------	-------	----	----	----



30" 3 Drawer Dresser	JBHD4309	1932	30	19.75	30	112	13
----------------------	----------	------	----	-------	----	-----	----



36" 3 Drawer Dresser	JBHD4369	2034	35.75	19.75	30	125	16
----------------------	----------	------	-------	-------	----	-----	----



### Required to Specify

1. Model number
2. Top Color (Page 5)
3. Body Color (Page 5)
4. Options (right)

### Option Upcharges

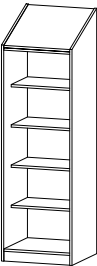
	30" \$ List	36" \$ List
Solid Surface Top - Gr A White	610	661
Solid Surface Top - Gr A Color	679	745
Solid Surface Top - Gr B	780	861
Solid Surface Top - Gr C	899	1002
Anchor Bracket - (per pair)	76	

### PRODUCT CODE KEY

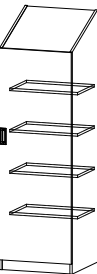
Product Line	Description	Style	Width	Base Style	Top Option
<b>JBH</b>	<b>D</b>	<b>4</b>	<b>30</b>	<b>9</b>	<b>SS</b>
Juno Behavioral Health	Dresser	3 Drawer	30 inches	Platform	Solid Surface
		<b>7</b>	<b>36</b>		
		Open	36 inches		

JUNO BEHAVIORAL HEALTH | SINGLE STORAGE

Description	Model	Laminate	Width	Depth	Height	Shipping Weight	Cube
Single Storage Open, Inset Shelves	JBHS7249N	1901	23.25	23.75	70/79.75	164	21



Single Storage Closed, Inset Shelves	JBHS1249L	2404	23.25	23.75	70/79.75	196	32
	JBHS1249R	2404	23.25	23.75	70/79.75	196	32



- Required to Specify**
- 1. Model number
  - 2. Body Color (Page 22)
  - 3. Options (below)

**Options**

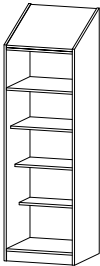
Anchor Bracket - (per pair) \$76

PRODUCT CODE KEY

Product Line	Description	Style	Width	Base Style	Orientation (hinge side when facing cabinet)
<div>JBH</div> Juno Behavioral Health	<div>S</div> Storage	<div>1</div> Closed Inset Shelves	<div>24</div> 24 inches	<div>9</div> Platform	<div>L</div> Left
		<div>7</div> Open Inset Shelves			<div>R</div> Right
					<div>N</div> Not Applicable

JUNO BEHAVIORAL HEALTH | SINGLE STORAGE

Description	Model	Laminate	Width	Depth	Height	Shipping Weight	Cube
Single Storage Open Reverse Stair Step Shelves	JBHS8249N	1901	23.25	23.75	70/79.75	160	32



Single Storage Closed, Reverse Stair Step Shelves	JBHS2249L	2404	23.25	23.75	70/79.75	191	32
	JBHS2249R	2404	23.25	23.75	70/79.75	191	32



Required to Specify

- 1. Model number
- 2. Body Color (Page 22)
- 3. Options (below)

Options


Anchor Bracket - (per pair) \$76

PRODUCT CODE KEY

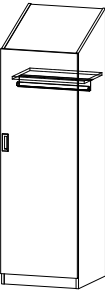
Product Line	Description	Style	Width	Base Style	Orientation (hinge side when facing cabinet)
JBH	S	2	24	9	L
Juno Behavioral Health	Storage	Closed Reverse Stair Step Shelves	24 inches	Platform	Left
		8			R
		Open Reverse Stair Step Shelves			Right
					N
					Not Applicable

JUNO BEHAVIORAL HEALTH | SINGLE WARDROBE

Description	Model	Laminate	Width	Depth	Height	Shipping Weight	Cube
Single Wardrobe Open, J-Bar and Shelf	JBHW7249N	2149	23.25	23.75	70/79.75	145	32



Single Wardrobe Closed, J-Bar and Shelf	JBHW1249L	2666	23.25	23.75	70/79.75	177	32
	JBHW1249R	2666	23.25	23.75	70/79.75	177	32



- Required to Specify**
- 1. Model number
  - 2. Body Color (Page 5)
  - 3. Options (below)

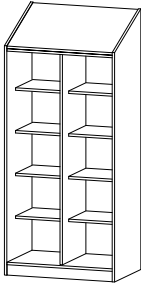
- Options**
- Anchor Bracket - \$76
  - Lower Shelf - \$97

PRODUCT CODE KEY

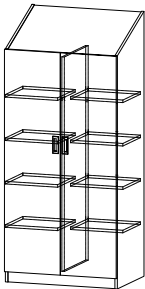
Product Line	Description	Style	Width	Base Style	Orientation (hinge side when facing cabinet)
JBH	W	1	24	9	L
Juno Behavioral Health	Wardrobe	Closed Inset Shelves	24 inches	Platform	Left
		7			R
		Open Inset Shelves			Right
					N
					Not Applicable

JUNO BEHAVIORAL HEALTH | DOUBLE WARDROBE

Description	Model	Laminate	Width	Depth	Height	Shipping Weight	Cube
Double Storage Open, Inset Shelves	JBHS7369N	2613	35.75	23.75	70/79.75	248	47



Double Storage Closed, Inset Shelves	JBHS1369N	3495	35.75	23.75	70/79.75	294	47
--------------------------------------	-----------	------	-------	-------	----------	-----	----



Required to Specify

- 1. Model number
- 2. Body Color (Page 22)
- 3. Options (below)

Options

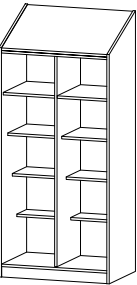
Anchor Bracket - \$76

PRODUCT CODE KEY

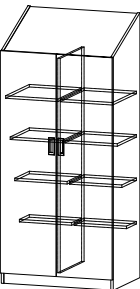
Product Line	Description	Style	Width	Base Style	Orientation (hinge side when facing cabinet)
JBH	S	1	36	9	L
Juno Behavioral Health	Storage	Closed Inset Shelves	36 inches	Platform	Left
		7			R
		Open Inset Shelves			Right
					N
					Not Applicable

JUNO BEHAVIORAL HEALTH | DOUBLE STORAGE

Description	Model	Laminate	Width	Depth	Height	Shipping Weight	Cube
Double Storage Open, Reverse Stair Step Shelves	JBHS8369N	2613	35.75	23.75	70/79.75	246	47



Double Storage Closed, Reverse Stair Step Shelves	JBHS2369N	3495	35.75	23.75	70/79.75	292	47
---------------------------------------------------	-----------	------	-------	-------	----------	-----	----



Required to Specify

- 1. Model number
- 2. Body Color (Page 22)
- 3. Options (below)

Options

Anchor Bracket - \$76

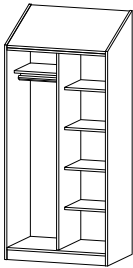
PRODUCT CODE KEY

Product Line	Description	Style	Width	Base Style	Orientation (hinge side when facing cabinet)
JBH	S	2	36	9	L
Juno Behavioral Health	Storage	Closed Reverse Stair Step Shelves	36 inches	Platform	Left
		8			R
		Open Reverse Stair Step Shelves			Right
					N
					Not Applicable

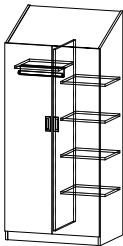


JUNO BEHAVIORAL HEALTH | DOUBLE WARDROBE/STORAGE

Description	Model	Laminate	Width	Depth	Height	Shipping Weight	Cube
Double Wardrobe/Storage	JBHW9369L	2848	35.75	23.75	70/79.25	234	47
Open, Inset Shelves	JBHW9369R	2848	35.75	23.75	70/79.25		



Double Wardrobe/Storage	JBHW5369L	3731	35.75	23.75	70/79.25	280	47
Closed, Inset Shelves	JBHW5369R	3731	35.75	23.75	70/79.25	280	47



Required to Specify

- 1. Model number
- 2. Body Color (Page 22)
- 3. Options (below)

Options

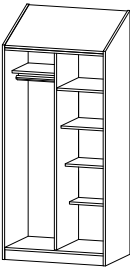
- Anchor Bracket - \$76
- Lower Shelf - \$97

PRODUCT CODE KEY

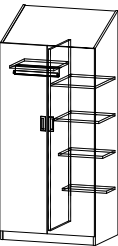
Product Line	Description	Style	Width	Base Style	Orientation (hinge side when facing cabinet)
JBH	W	5	36	9	L
Juno Behavioral Health	Wardrobe	Closed Inset Shelves	36 inches	Platform	Left
		9			R
		Open Inset Shelves			Right
					N
					Not Applicable

JUNO BEHAVIORAL HEALTH | DOUBLE WARDROBE/STORAGE

Description	Model	Laminate	Width	Depth	Height	Shipping Weight	Cube
Double Storage Open, Reverse Stair Step Shelves	JBHW8369L	2848	35.75	23.75	70/79.75	232	47
	JBHW8369R	2848	35.75	23.75	70/79.75	232	47



Double Storage Closed, Reverse Stair Step Shelves	JBHW2369L	3731	35.75	23.75	70/79.75	278	47
	JBHW2369R	3731	35.75	23.75	70/79.75	278	47



Required to Specify

- 1. Model number (directly preceding - add L or V to designate material)
- 2. Body Color (Page 5)
- 3. Options (below)

Options

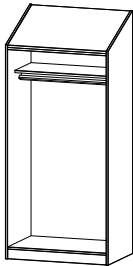
Anchor Bracket -	\$76
Lower Shelf -	\$97

PRODUCT CODE KEY


Product Line	Description	Style	Width	Base Style	Orientation (hinge side when facing cabinet)
Juno Behavioral Health	Wardrobe	2 Closed Reverse Stair Step Shelves	36 36 inches	9 Platform	L Left
		8 Open Reverse Stair Step Shelves			R Right
					N Not Applicable

JUNO BEHAVIORAL HEALTH | DOUBLE WARDROBE

Description	Model	Laminate	Width	Depth	Height	Shipping Weight	Cube
Double Wardrobe Open, J-Bar and Shelf	JBHW7369N	2784	35.75	23.75	70/79.75	232	47



Double Wardrobe Closed, J-Bar and Shelf	JBHW1369N	3667	35.75	23.75	70/79.75	278	47
--------------------------------------------	-----------	------	-------	-------	----------	-----	----



Required to Specify

- 1. Model number
- 2. Body Color (Page 5)
- 3. Options (below)

Options

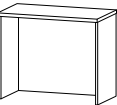
Anchor Bracket - \$76  
Lower Shelf - \$115

PRODUCT CODE KEY

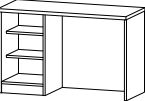
Product Line	Description	Style	Width	Base Style	Orientation (hinge side when facing cabinet)
<div>JBH</div> Juno Behavioral Health	<div>W</div> Wardrobe	<div>1</div> Closed Inset Shelves	<div>36</div> 36 inches	<div>9</div> Platform	<div>L</div> Left
		<div>7</div> Open Inset Shelves			<div>R</div> Right
					<div>N</div> Not Applicable

JUNO BEHAVIORAL HEALTH | DESK

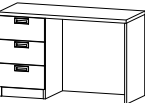
Description	Model	Laminate	Width	Depth	Height	Shipping Weight	Cube
Desk Shell	JBHDS1369N	913	35.75	19.25	30	90	16
	JBHDS1489N	1167	47.75	19.25	30	101	21



Desk Shell with 3 Shelves	JBHDS3489L	1647	47.75	19.25	30	165	21
	JBHDS3489R	1647	47.75	19.25	30	165	21



Desk Shell with drawers	JBHDS4489L	2132	47.75	19.25	30	188	21
	JBHDS4489R	2132	47.75	19.25	30	188	21



Required to Specify

- 1. Model number
- 2. Top Color (Page 5)
- 3. Body Color (Page 5)
- 4. Options (right)

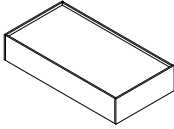
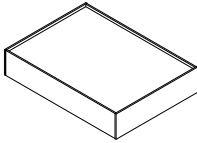
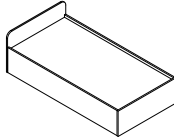
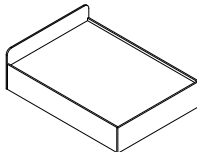
Option Upcharges

	36" \$ List	48" \$ List
Solid Surface Top - Gr A White	661	842
Solid Surface Top - Gr A Color	745	952
Solid Surface Top - Gr B	861	1108
Solid Surface Top - Gr C	1002	1295
Anchor Bracket - AB	76	

PRODUCT CODE KEY

Product Line	Description	Style	Width	Base Style	Orientation (when facing cabinet)
Juno Behavioral Health	Desk Shell	1 Open	36 36 inches	9 Platform	L Drawers/Shelves Left
		3 Shelves	48 48 inches		R Drawers/Shelves Right
		4 Drawers			N Not Applicable

# JUNO BEHAVIORAL HEALTH | PLATFORM BED

Description	Model	Laminate	Width	Length	Height	Shipping Weight	Cube
Single Platform Bed, without Headboard 	JBHP1389N	2797	40	77	14.75	285	52.5
	JBHP2389N	2888	40	82	14.75	295	62.5
Double Platform Bed, without Headboard 	JBHP1549N	3326	55.75	77	14.75	390	71.5
	JBHP2549N	3438	55.75	82	14.75	405	81.5
Single Platform Bed, with Headboard 	JBHP1389NHB	2949	40	77	23.25	300	60
	JBHP2389NHB	3040	40	82	23.25	310	70
Double Platform Bed with Headboard 	JBHP1549NHB	3458	55.75	77	23.25	405	80
	JBHP2549NHB	3570	55.75	82	23.25	420	90

**Note:** All platform beds have an unfinished plywood frame and do not include a mattress, see page 19 for mattress selection.

### Required to Specify

1. Model number
2. Body Color (Page 5)
3. Options (below)

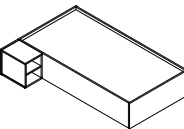
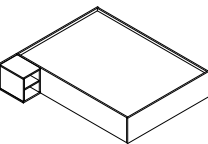
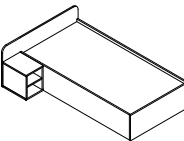
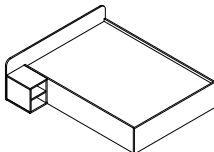
### Options

- Anchor Bracket - \$76  
 Restraint Brackets (per pair) - \$376

### PRODUCT CODE KEY

Product Line	Description	Style	Width	Base Style	Orientation (when facing cabinet)	Options
<b>JBH</b> Juno Behavioral Health	<b>P</b> Platform Bed	<b>1</b> Bed (75" L)	<b>38</b> Single Width	<b>9</b> Platform	<b>L</b> Bedside Left	<b>HB</b> Headboard
		<b>2</b> Bed XL (80" L)	<b>54</b> Double Width		<b>R</b> Bedside Right	<b>HBFB</b> Headboard & Footboard
		<b>3</b> Bed (75" L) Attached Bedside			<b>N</b> Not Applicable	
		<b>4</b> Bed XL (80" L) & Attached Bedside				

JUNO BEHAVIORAL HEALTH | PLATFORM BED

Description	Model	Laminate	Width	Length	Height	Shipping Weight	Cube	
	Single Platform Bed, Attached Bedside without Headboard	JBHP3389L	3821	51.5	77	14.75	315	66.5
		JBHP3389R	3821	51.5	77	14.75	315	66.5
		JBHP4389L	3912	51.5	82	14.75	325	76.5
		JBHP4389R	3912	51.5	82	14.75	325	76.5
	Double Platform Bed Attached Bedside without Headboard	JBHP3549L	4350	55.75	77	14.75	415	86
		JBHP3549R	4350	55.75	77	14.75	415	86
		JBHP4549L	4462	55.75	82	14.75	430	96
		JBHP4549R	4462	55.75	82	14.75	430	96
	Single Platform Bed Attached Bedside with Headboard	JBHP3389LHB	3993	63.5	77	23.25	404	78
		JBHP3389RHB	3993	63.5	77	23.25	404	78
		JBHP4389LHB	4084	63.5	82	23.25	414	88
		JBHP4389RHB	4084	63.5	82	23.25	414	88
	Double Platform Bed Attached Bedside with Headboard	JBHP3549LHB	4502	67.5	77	23.25	415	88
		JBHP3549RHB	4502	67.5	77	23.25	415	88
		JBHP4549LHB	4614	67.5	82	23.25	445	96
		JBHP4549RHB	4614	67.5	82	23.25	445	96

**Note:** All platform beds have an unfinished plywood frame and do not include a mattress, see page 19 for mattress selection.

- Required to Specify**

  - 1. Model number
  - 2. Body Color (Page 5)
  - 3. Options (below)
- Options**

  - Anchor Bracket - \$76
  - Restraint Brackets (per pair) - \$376

PRODUCT CODE KEY

Product Line	Description	Style	Width	Base Style	Orientation (when facing cabinet)	Options
<div>JBH</div> Juno Behavioral Health	<div>P</div> Platform Bed	<div>1</div> Bed (75" L)	<div>38</div> Single Width	<div>9</div> Platform	<div>L</div> Bedside Left	<div>HB</div> Headboard
		<div>2</div> Bed XL (80" L)	<div>54</div> Double Width		<div>R</div> Bedside Right	<div>HBFB</div> Headboard & Footboard
		<div>3</div> Bed (75" L) Attached Bedside			<div>N</div> Not Applicable	
		<div>4</div> Bed XL (80" L) & Attached Bedside				



# JUNO BEHAVIORAL HEALTH | PLATFORM BED

Description	Model	Laminate	Width	Length	Height	Shipping Weight	Cube
Single Platform Bed, with Headboard & Footboard	JBHP1389NHBFB	3101	40	77	23.25	315	67
	JBHP2389NHBFB	3192	40	82	23.25	330	77
Double Platform Bed with Headboard & Footboard	JBHP1549NHBFB	3590	55.75	77	23.25	420	87
	JBHP2549NHBFB	3702	55.75	82	23.25	435	97
Single Platform Bed Attached Bedside with Headboard & Footboard	JBHP3389LHBFB	4165	51.5	77	23.25	419	79
	JBHP3389RHBFB	4165	51.5	77	23.25	419	79
	JBHP4389LHBFB	4256	51.5	82	23.25	434	89
	JBHP4389RHBFB	4256	51.5	82	23.25	434	89
Double Platform Bed Attached Bedside with Headboard & Footboard	JBHP3549LHBFB	4654	67.5	77	23.25	430	89
	JBHP3549RHBFB	4654	67.5	77	23.25	430	89
	JBHP4549LHBFB	4766	67.5	82	23.25	460	97
	JBHP4549RHBFB	4766	67.5	82	23.25	460	97

**Note:** All platform beds have an unfinished plywood frame and do not include a mattress, see page 19 for mattress selection.

## Required to Specify

1. Model number
2. Body Color (Page 5)
3. Options (below)

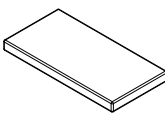
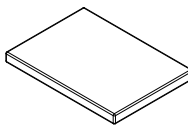
## Options

- Anchor Bracket - \$76  
 Restraint Brackets (per pair) - \$376

## PRODUCT CODE KEY

Product Line	Description	Style	Width	Base Style	Orientation (when facing cabinet)	Options
<b>JBH</b>	<b>P</b>	<b>1</b>	<b>38</b>	<b>9</b>	<b>L</b>	<b>HB</b>
Juno Behavioral Health	Platform Bed	Bed (75" L)	Single Width	Platform	Bedside Left	Headboard
		<b>2</b>	<b>54</b>		<b>R</b>	<b>HBFB</b>
		Bed XL (80" L)	Double Width		Bedside Right	Headboard & Footboard
		<b>3</b>			<b>N</b>	
		Bed (75" L) Attached Bedside			Not Applicable	
		<b>4</b>				
		Bed XL (80" L) & Attached Bedside				

JUNO BEHAVIORAL HEALTH | PLATFORM BED

Description	Model	Seamless	Width	Length	Height	Shipping Weight	Cube
Single Mattress	JBHM138S	1134	38	75	6	18	17
	JBHM238S	1170	38	80	6	18	17
	Integrated Pillow JBHM138SIP	1342	38	75	6	18	17
	JBHM238SIP	1441	38	80	6	18	17
Double Mattress	JBHM154S	1548	54	75	6	29	25
	JBHM254S	1702	54	80	6	29	25
	Integrated Pillow JBHM154SIP	1814	54	75	6	29	25
	Integrated Pillow JBHM254SIP	1938	54	80	6	29	25

PRODUCT CODE KEY

Product Line	Description	Length	Width	Options
<div>JBH</div> Juno Behavioral Health	<div>M</div> Mattress	<div>1</div> 75"	<div>38</div> Single Width	<div>S</div> Standard
		<div>2</div> XL 80"	<div>54</div> Double Width	<div>IP</div> Integrated Pillow

# GENERAL INFORMATION

## Terms and Conditions

Net 30 days on approved credit. A late payment charge of 1% per month will be applied on overdue invoices. This charge will be pro-rated to the number of days past 30 days that the invoice is overdue. All applicable sales taxes are extra. Distribution of this price list does not in itself constitute an offer to sell. Orders can be received only from authorized Krug dealers. Acceptance of any order and terms of sale may be established at the discretion of Krug. Deposits are required on orders received from new accounts as well as on large or special orders. Krug reserves the right to discontinue designs, or to change designs, construction, prices, or materials without notice.

## Contact Information

Phone: 1.888.578.KRUG (5784) | Fax: 1.519.748.5177

Purchase Order Fax: 1.888.236.4783

Purchase Order E-mail: orders@krug.ca

Web: www.krug.ca E-mail: solutions@krug.ca

## Customer Service Hours

Please note customer service hours are:

8:30 am to 5:00 pm est

## Customer Satisfaction

It is the primary goal of Krug and our staff to ensure the complete satisfaction of our customers with our products and performance. If a problem arises with a Krug product after the expiration of the limited warranty period, Krug will exercise its best efforts to achieve the satisfaction of the customer in a manner that is fair to all concerned.

## Order Acknowledgments

Each order will be acknowledged via e-mail or fax. This acknowledgment is the final agreement between Krug and the customer, superseding all previous communications regarding the purchase order. Where there is a discrepancy on a purchase order between a product code and a description, Krug will make every effort to resolve the discrepancy, but will be ruled by the product code ordered. Please check all acknowledgments for accuracy, and advise Krug of any discrepancies with a purchase order.

## Order Cancellation

Krug reserves the right to not accept or allow cancellation of orders. All products are manufactured on a custom-made, make-to-order basis, and the purchasing, engineering and production of orders begins shortly after order placement - and the customer purchase order is a contract that authorizes Krug to manufacture the products. Acceptance of order cancellation (or partial cancellation) is solely at the discretion of Krug, and is dependent on the extent to which engineering, purchasing and manufacturing has been initiated by the time cancellation is requested. No order cancellations (partial or otherwise) are allowable more than 4 weeks from date of order placement (as order production is unable to be terminated by that point), and full payment of the acknowledged order value is required for any orders cancelled after 4 weeks. Cancellations may be allowable in less than 4 weeks after order placement, depending on the extent to which manufacturing has been initiated. An acceptance of order cancellation requires that the purchaser agrees to make payment for all costs incurred to the point of acceptance of cancellation. Cancellation charges include all costs for purchase of dedicated material and components, engineering costs for non-standard products, and all costs for manufacturing completed to that point, as well as a \$367 net charge for processing of the original order and for processing of cancellation invoicing.

## Pricing

Krug endeavors to ensure that all prices in this price list reflect accurately our current prices. However, errors do occur and will be rectified through notices to the field. Krug reserves the right to acknowledge pricing that may be different from the price list.

## Storage Charges

Krug reserves the right to assess a nominal storage charge if a customer does not accept shipment of an order within a week of the ship date.

## Warranty

Krug warrants the construction and the finish of all our products to be free from defects in materials and workmanship for the lifetime of their use. This warranty is applicable to products in use by their original purchaser. This warranty does not apply to components not manufactured by Krug including textiles, which are subject to the specific warranties of those manufacturers, if any. Textiles (fabric, leather, vinyl, or any other covering material) suppliers do not guarantee their products for durability and color fastness, and nor does Krug. Casters, mechanical and electrical components have a warranty of five years from the date of purchase. The Krug warranty does not apply to COM-specified materials, damage caused by a carrier other than Krug, or variation in wood finishes due to natural wood color variation. Krug cannot be held responsible for variations in fabric dye lots from order to order. All fabric is carefully inspected when it is received, but a degree of variation in color should be expected. Repairs or replacement of any defect covered under this warranty by Krug will be made, at our option and method, at no charge to the original purchaser during the warranty period. Krug's judgement is final and binding with respect to the nature or cause of defects or damage, and the necessity or manner of repair or replacement.

This warranty does not apply to defects or damage resulting from:

- normal wear and tear occurring with the use of the product
- negligence, misuse, excessive use, alteration, improper cleaning or repair
- substitution or use of incorrect or unauthorized components or material
- handling or installation that is incorrect, or that causes damage or defect
- damage incurred by a freight carrier other than Krug
- wearing of finishes and fabrics, and normal variations in materials (including dye lot variations)
- properties of natural materials, including wood and leather
- exposure to environments with uncontrolled temperature and humidity (products must be transported, stored and used in climate-controlled conditions)

Note, specific warranties for components and materials not manufactured by Krug:

**Jordan Sleepers Heavy-Duty Mechanism**, made with heavy gauge steel and minimal moving parts - is backed by a 5-year warranty on the mechanism itself, in addition to the lifetime warranty on the rest of the product. If it does become damaged or degraded, the mechanism can be field-replaced.

**Juno and Trevisa Overbed Tables** have a 2-year warranty.

## Blanket Wrapping

Krug will blanket wrap larger seating orders at customer's request. Please indicate on your purchase order and contact Customer Service.

## Export Packaging

Krug is pleased to provide the option for export packaging on all our products, to provide additional protection from damage. For shipments overseas, a quote for export packaging can be provided, based on the products to be ordered and the delivery destination - please contact Customer Service or Bids & Specification Support for more information and a quotation. KRUG is not responsible for shipment damage occurring on overseas shipments

Export Packaging is STRONGLY RECOMMENDED for:

- (A) all shipments outside of the lower 48 states and Canada.
- (B) all shipments that will be held in storage for an extended period prior to installation.

**Important:** Please note that Krug will not be responsible for damage claims on product shipped or stored in the above conditions but where export packaging has not been utilized.

## Dimensions

Dimensions are in inches and approximate, and subject to change without notice. Contact Customer Service if dimensions are critical.

# GENERAL INFORMATION

## Freight Terms and Conditions

1. All product is shipped FOB the Krug factory. Freight is either pre-paid to the destination or not pre-paid, depending on established customer specific freight terms.

2. Docks at the selected delivery location must be equipped to handle a 53' trailer. If a dock is inadequate for delivery by Krug, Krug will re-deliver to another local location and any additional costs will be charged to the customer.

3. For all deliveries, it is understood that Krug or its agent is making a dock delivery only (equipped to handle a 53' trailer), and any further work of truck unloading, delivery beyond the dock, installation, and removal of packaging is not authorized or paid for by Krug.

4. Drop shipments to the installation site, and timed deliveries, are available on larger shipments (full truckloads or slightly less) at no additional charge. Drop shipments or timed deliveries for smaller shipments may not be available, or if available will require a surcharge. Deliveries on an after hours basis, or on weekends, or any other special requirements, may be subject to a surcharge. Location and contact information, and the requested time of delivery, is required at least one week prior to the acknowledged shipment date. If this information is not provided one week in advance, or if the location or time of the drop shipment is changed less than one week in advance, a surcharge may be applied, and/or the drop shipment may not be scheduled. For deliveries requested Monday to Thursday after 5:00 pm, please apply a surcharge of \$262/shipment. For deliveries requested Monday to Friday before 7:00 am, please apply a surcharge of \$262/shipment. For deliveries requested Friday (after 3:00 pm) or weekends, please apply a surcharge of \$525/shipment. (local times).

5. For all deliveries - whether to the Customer location or drop shipment - any circumstances that result in the delay of our carrier (including unsuitable receiving facilities, or facilities not open or available), service charges will be applied at the rate of \$125/hour. Where re-delivery is necessary because of these circumstances, the full cost of re-delivery will be charged. If Less Than Truck Load is delivering, one hour is allocated to unload. Any additional time required to unload after the first hour is \$125/hour. If a Truck Load is delivering the order, three hours is allocated to unload. Any additional time required to unload is \$125/hour. Direct deliveries to site for large orders are possible, (must exceed \$60,000 net), and accommodate 48 - 53' trailers. Krug is responsible for delivery to the approved delivery address. If an address change is required, this must be authorized by Krug 5 business days prior to ship date. Any additional delivery costs incurred after this time will be charged to the customer.

## Product Strength and Durability Testing

All Krug products have been thoroughly tested, and exceed the testing requirements of ANSI/BIFMA seating standard. Specific test results and documentation are available on request.



## Installation Support

For assistance please contact Technical Support at 1-888-578-5784 x216 or e-mail [installationhelp@krug.ca](mailto:installationhelp@krug.ca) and you will be directed to the appropriate installation support person.

## Damaged Shipments

All Krug product is well engineered, carefully inspected, and expertly loaded onto our trucks at our Distribution Center. If you receive any damaged freight, we ask that you do not refuse the shipment. Krug is not responsible for damage to goods that occurs in transit or

storage. It is the purchaser and/or receiver's responsibility to examine the goods upon receipt and to notify Krug of any damages, overages or shortages. Any discrepancies should be noted on the Bill of Lading. The delivering carrier will not accept responsibility for shortages or damages if signed "clear". Notification of concealed damage claims must be made to Krug Distribution within 5 days of delivery, along with digital pictures if available. All product and packaging must be available for inspection. Krug liability ceases after 5 business days and Krug will not be responsible for concealed damages if shipments are left unopened. Krug is not responsible for the condition of product that is stored or installed in an environment where temperature and humidity are not controlled.

## Field Product Report Authorization

Krug's written authorization, in the form of an FPR number, must be obtained prior to incurring charges of any kind if Krug is expected to pay these charges. This includes authorization for returns, field repairs and replacements, post field repairs, installation and delivery charges. Krug reserves the right to have its representative inspect product related to any request for such authorizations, prior to that authorization being provided. Deductions from invoices paid for any charges to Krug, without prior written authorization in the form of an FPR, will not be accepted. Digital photographs may be required to complete the FPR process.

## Returns

No merchandise may be returned without Krug's prior written consent. In the event of an authorized return, a Field Product Report (FPR) number will be issued, and a restocking charge will apply. Return transportation charges must be prepaid. Unauthorized returns will not be accepted and will be returned freight collect. All merchandise being returned must be properly packaged in its original or comparable replacement packaging to ensure protection of the product during handling and transportation. Returns on orders duplicated by the customer must be received in their original packaging to be accepted. Product being returned where Krug has authorized its liability for replacement or repair will be thoroughly inspected on its return, and the results compared to the reason for the return stated on the FPR. Any discrepancies, such as additional damage, signs of usage, missing parts, etc., will result in an adjustment to the amount of credit issued.

## Custom Capabilities

Over 15% of our orders involve some type of custom work, and we invite our customers to make use of our extensive capabilities.

These include:

- 1) Dimensional customization of standard size products
- 2) Custom finishes
- 3) For larger orders, completely custom-designed products, as well as non-standard wood species can be specified.

Custom orders may require additional production lead times. Contact Engineering at the e-mail address [engquotes@krug.ca](mailto:engquotes@krug.ca).

## Care and Maintenance Leather

Leather is a natural product and requires very little care during use. Most stains can be removed with a clean dry cloth. For stubborn spots and stains, use a mild non-detergent cleaner, rinse well and let air dry naturally. Do not use saddle soap, cleaning solvents, furniture polish, oils, varnish, abrasive cleaners, soaps or ammonia waters.

## Fabric Upholstery

Professional upholstery cleaning is recommended.


## Flammability Standards for Krug Textiles - Upholstery Program

- Passes State of California Technical Bulletin CAL 117-2013

# JUNO BEHAVIORAL HEALTH | FINISHES


## STANDARD LAMINATE PROGRAM

All colors are available in laminate, and high-pressure laminate. Polymer Edge banding matches the laminate selections



## SOLID SURFACE PROGRAM

The Solid Surface option provides an enhanced durability, protection and cleanability. It is available in 8 standard colors and is replaceable if it becomes damaged or degraded. See individual products for list upcharge chart.





FSC  
www.fsc.org  
FSC® C021699

the mark of responsible forest



All products are air emissions certified and are available as FSC® certified

**krug** HEALTHCARE 

solutions@krug.ca | www.krug.ca | 1.888.578.KRUG