

JUNO
Price and Specification Guide
GSA
GS-03F-084DA



TERMS & CONDITIONS | INFORMATION FOR ORDERING ACTIVITIES

General Services Administration Federal Supply Schedule

FSC Groups 7110, 7125
Subcategory: Furniture
CONTRACT NUMBER: GS-03F-084DA
CONTRACT PERIOD: April 1, 2016 through March 31, 2026
CONTRACTOR/ ADMINISTRATOR: Mira Jaksic-Husic
Krug Inc.
421 Manitou Drive
Kitchener, Ontario, Canada
Tel: 1-800-265-2796
Fax: 1-800-265-2798

1. List of Special Item Numbers on Contract

33721P Packaged Office Furniture w Ancillary Installation Services
33721 Office Furniture w Ancillary Installation Services
339113H Healthcare Furniture w Ancillary Installation Services
OLM Order Level Materials

| 2. SPECIAL ITEM NUMBER | MAXIMUM ORDER |
|---------------------------|------------------|
| 33721P | \$5,000,000 |
| 33721 | \$250,000 |
| 339113H | \$500,000 |
| OLM | \$250,000 |

| 3. SPECIAL ITEM NUMBER | MINIMUM ORDER |
|---------------------------|------------------|
| 33721P | \$100.00 |
| 33721 | \$100.00 |
| 339113H | \$100.00 |
| OLM | NA |

4. Geographic Coverage

48 contiguous States and Washington, DC

5. Point of Production

Krug Inc.
421 Manitou Drive
Kitchener, Ontario, CANADA
N2C 15L

6. Discount from List Prices

33721P Package Office Furniture Krug Product Discounts As Below
GSA Teaming Partner Products at their
Approved GSA Discount Terms. Krug
Installation Charge 12.75% of Net Order
(Max.). No Charge for Project Mgt Services.

| | |
|--|-----------------------------------|
| 33721 Office Furniture | |
| Executive Office Furniture | 56.6% |
| Executive Conference Furniture | 56.6% |
| Tables and Accessories | 56.6% |
| Fully Upholstered Lounge Furniture | 56.6% |
| Multiple Seating | 56.6% |
| Multi-Purpose Seating | 56.6% |
| Stacking Chairs | 56.6% |
| Installation Ancillary to these products | 12.75% Charge of Net Order (Max.) |

| | |
|--|-----------------------------------|
| 339113H Healthcare Furniture | |
| Hospital Patient Room Furniture | 56.6% |
| Hospital Geriatric Chairs & Lounge Seating | 56.6% |
| Patient Service Systems | 56.6% |
| Installation Ancillary to these products | 12.75% Charge of Net Order (Max.) |

7. Quantity Discounts (off Net pricing)

Multiple Seating, Multipurpose Seating, Stacking
Chairs

| | |
|-------------------|----|
| 25,001 – 50,000 | 1% |
| 50,001 – 100,000 | 2% |
| 100,001 – 150,000 | 3% |
| 150,001 – 250,000 | 4% |

Lounge Seating, Tables & Accessories

| | |
|-------------------|----|
| 25,000 – 50,000 | 1% |
| 50,001 – 75,000 | 2% |
| 75,001 – 100,000 | 3% |
| 100,001 – 180,000 | 4% |
| 180,001 – 200,000 | 5% |
| 200,001 – 250,000 | 6% |

Hosp/Geriatric Chairs and Lounge, Patient Room
Furniture, Patient Service Systems

| | |
|--------------------------|------|
| \$100,000 - \$200,000 | 1% |
| \$200,000.01 - \$300,000 | 1.5% |
| \$300,000.01 - \$400,000 | 2% |
| \$400,000.01 - \$500,000 | 2.5% |

Quantity Discounts for Executive Office and
Executive Conference are no longer applicable
based on the MAS Consolidation revisions to
Maximum Order Limits.

8. Prompt Payment Terms

Net 30 Days

9. Visa and MasterCard are accepted above and below the micro-purchase threshold.

NOTE: No additional discount will be offered on
orders placed using credit cards.

10. Foreign Items

All items manufactured in Canada.

11a. Time of Delivery

60-90 Days ARO for all items.

11b. Expedited Delivery

Please contract Krug GSA Customer Service for
information on Expedited Delivery/Krug Express
Program. 1-800-265-2796

11c. Overnight & 2 day Delivery

N/A

11d. Urgent Requirements

Please contact Krug for urgent requirements.

12. F.O.B. Point

Destination

13. Payment Address

Same as above

TERMS & CONDITIONS | INFORMATION FOR ORDERING ACTIVITIES

14. Warranty

For commercial products, Krug warrants the construction and the finish of all our products to be free from defects in materials and workmanship for a period of 10 years from the date of purchase. For Krug Healthcare products (as outlined in the US Healthcare price and specification Guide dated March 1, 2019), Krug warrants the construction and finish of all Healthcare products to be free from defects in materials and workmanship for the lifetime of their use. This warranty is applicable to products in use by their original purchaser. This warranty does not apply to components not manufactured by Krug including textiles, which are subject to the specific warranties of those manufacturers, if any. Textiles (fabric, leather, vinyl, or any other covering material) suppliers do not guarantee their products for durability and color fastness, and nor does Krug.

Casters, mechanical and electrical components have a warranty of five years from the date of purchase. The Krug warranty does not apply to COM-specified materials, damage caused by a carrier other than Krug, or variation in wood finishes due to natural wood color variation. Krug cannot be held responsible for variations in fabric dye lots from order to order. All fabric is carefully inspected when it is received, but a degree of variation in color should be expected. Repairs or replacement of any defect covered under this warranty by Krug will be made, at our option and method, at no charge to the original purchaser during the warranty period. Krug's judgement is final and binding with respect to the nature or cause of defects or damage, and the necessity or manner of repair or replacement.

This warranty does not apply to defects or damage resulting from:

- normal wear and tear occurring with the use of the product
- negligence, misuse, excessive use, alteration, improper cleaning or repair
- substitution or use of incorrect or unauthorized components or material
- handling or installation that is incorrect, or that causes damage or defect
- damage incurred by a freight carrier other than Krug
- wearing of finishes and fabrics, and normal variations in materials (including dye lot variations)
- properties of natural materials, including wood and leather
- exposure to environments with uncontrolled temperature and humidity (products must be transported, stored and used in climate controlled conditions)

Note, specific warranties for components and materials not manufactured by Krug: Height Adjustable Mechanism Warranty Krug warrants to the original consumer purchaser its Height Adjustable Mechanism that it will be free from defects in material and workmanship. This limited warranty covers material and manufacturing defects, which cause a non-conformance in the function of a table base and is limited to the following products and warranty term determined from their dates of purchase: a) Electronic components such as control boxes, hand switches and motors – two (2) years b) Mechanical components such as crank drives, spindles – five (5) years c) Structural components such as J-channels, feet and top supports – ten (10) years. The start of the warranty period is the documented date of your purchase of the product. The warranty herein is made to and for the benefit of the original consumer purchaser of the product and is non-transferable. If you discover a defect in material or workmanship during the warranty period, and Krug agrees that the defect exists, Krug will, at its option, repair or replace the Product at no charge to you, provided it is returned during the warranty period. In the unlikely event that your product should require repair or replacement during the warranty period, please contact Krug to obtain warranty service. The warranty period on replacement products is the remainder of the warranty on the original product or 30 days, whichever is longer.

Jordan Sleepers Heavy-Duty Mechanism, made with heavy gauge steel and minimal moving parts - is backed by a 5-year warranty on the mechanism itself, in addition to the lifetime warranty on the rest of the product. If it does become damaged or degraded, the mechanism can be field-replaced. Juno and Trevisa Overbed Tables have a 2-year warranty.

15. Export Packing Charges

Quoted upon request

16. Terms and Conditions of Government Commercial Credit Card

ACCEPTANCE: KRUG will accept the government commercial credit card but will not Offer any additional discount for orders placed using the credit card

17. Term and Conditions of Rental Maintenance and Repair.

N/A

18. Term and Conditions of Installation

N/A

19. Term and Conditions of Repair

N/A

20a. Term and Conditions for any other services

N/A

20. Service and Distribution points

Call contractor

21. Participating Dealers

Call contractor

22. Preventative Maintenance

N/A

23. Environmental Attributes

Krug maintains a program to reduce the impact on the environment of our products and operations.

24. Data Universal Number System (DUNS) number

251476669

25. Notification regarding registration in SAM.

Krug Inc.'s registration in SAM is current, accurate and valid.

26 Cage Code: 37310

JUNO | TABLE OF CONTENTS

JUNO CASEGOODS

2 Juno LEED Credit Summary

3 Juno & Trevisa Headwalls & Footwalls

4 Juno Features & Options

7 Juno Specifying

9 Juno Bedside Tables

12 Juno Dressers

13 Juno Benches

14 Juno Wardrobe Combinations

15 Juno Wardrobes & Storage

19 Juno TV Units

21 Juno Bookcases

22 Juno Desks

23 Juno Headboards & Footboards

23 Juno Markerboard, Mirror & Corkboard

24 Juno Overbed Tables

GENERAL INFORMATION

26 Terms & Conditions

26 Warranty

28 Wood Finishes

28 Standard Laminates

29 Solid Surface Program

30 KRUG Textiles - Upholstery Fabrics

32 KRUG Textiles - Leather & Faux Leather

34 Customer's Own Material (COM/COL)

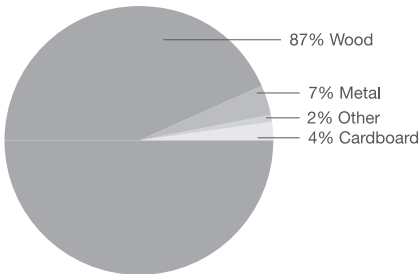
34 CAL 133 & Moisture Barrier

35 Graded-In Upholstery Programs

35 *KRUGEXPRESS* Program



MATERIAL CONTENT:



PRE-CONSUMER
RECYCLED CONTENT = 88%

POST-CONSUMER
RECYCLE CONTENT = 5%

| CONTRIBUTES TO | | |
|------------------|-------------------------------------|--------------|
| CREDIT 2.1 - 2.2 | Construction Waste Management | 1-2 point(s) |
| CREDIT 3.3 | Resource Reuse | 1 point |
| CREDIT 4.1 | Recycled Content | 1 point |
| CREDIT 4.2 | Recycled Content | 1 point |
| CREDIT 4.4 | Low Emitting Materials | 1 point |
| | Composite Wood & Laminate Adhesives | 1 point |
| CREDIT 5.1 | Regional Materials* | 1 point |
| CREDIT 7 | Certified Wood (PLEASE ENQUIRE) | 1 point |

* This credit is only applicable if in total 20% of the combined value of the procured construction materials and furniture is manufactured within a radius of 500 miles. This credit will apply if the installation of the finished product occurs within 500 miles of Toronto, Ontario.

JUNO & TREVISA | HEADWALLS AND FOOTWALLS

The Juno and Trevisa lines include a custom offering of modular headwalls and footwalls. The offering has been designed around 24", 30" and 36" wide modules that include a back panel, canopy (1 1/2" thick) and cabinets. The overall height is 82". Cabinet height can be 20" (e.g. benches), 30" (e.g. bedsides, dressers and desks) or 36" (e.g. work counters, possibly including a sinks). The cabinets can be taken with slight modification from the Juno and Trevisa offerings of bedside tables, benches, dressers, desks, wardrobes and storage units. As well, other items such as floating shelves can be incorporated. In each case, the cabinet sits on a substantial 4" inset base. Bases are typically in grey laminate. Some combinations of the modules can be freestanding while others need to be fastened to the wall.

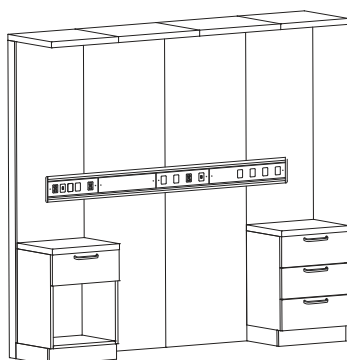
Fronts, top profiles and pulls from the Juno and Trevisa line can be incorporated into the headwall or footwall. The tops are only profiled on the front and there is no overhang at the sides. Tops can be laminate, high-pressure laminate, thermoformed vinyl or solid surface.

The modules are designed to accommodate wiring for lighting, TVs and to support other electrical devices such as computers. Similarly, there is space for plumbing.

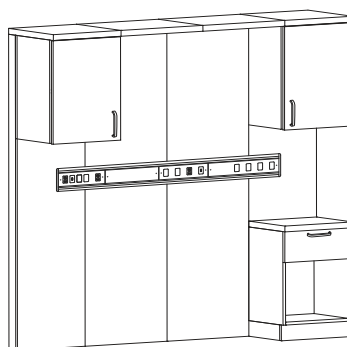
Advantages of modular footwalls and headwalls may include improved depreciation for tax purposes, the ability to reconfigure at some future point, replaceability of individual components and even individual panels, consistency of design, colors and pulls with freestanding cabinets in the room, and the fact that design and construction meets the same healthcare standards reflected in the balance of the Juno and Trevisa lines. A limited lifetime warranty applies.

Please contact your Krug representative or customer service for a quotation on your specific project. The following are sample project configurations and associated list prices.

Headwalls

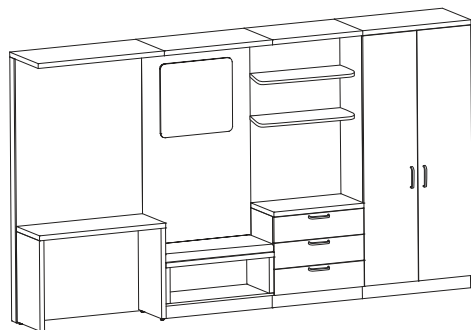


Total List \$7,789




Total List \$7,903

Footwalls

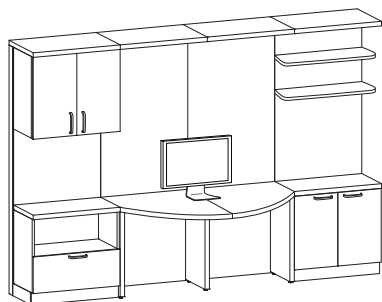


Total List \$11,012



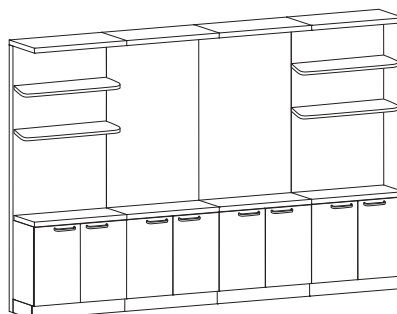
Total List \$10,365

Consultation Station



Total List \$10,568

Quiet Area



Total List \$10,719

JUNO | FEATURES & OPTIONS

BREADTH OF LINE:


The healthcare casegoods lines offer solutions from contemporary to transitional to traditional styling. Juno is the contemporary version. The lines are extremely wide including 5 bedside table configurations, 3 dressers, 2 benches, 2 combination bench/wardrobes, 8 wardrobe/storage units, 4 TV units, 3 bookcases, 2 desks, a headboard and footboard, a marker board, mirror and corkboard, and 4 overbed tables. In addition custom modular headwalls and footwalls are offered.



CUSTOM CAPABILITY:

Krug can offer both custom sizes of standard product and completely custom units, including modular headwalls and footwalls.

For more information, please contact Customer Service.



DURABILITY:

Cabinets are constructed of 3/4" thick panels including backs. In contrast to cabinets constructed with 1/8" back panels, the Juno units are more robust and less susceptible to damage. All exposed laminate edges are covered with 2.5 mm polymer edge banding in colors matching the laminates. This thicker edge banding provides an increased level of durability on all edges as well as a 2.5 mm radius on the edge. The softer radius is less likely to bruise or cut the skin of a patient or caregiver. Bottom panels extend under the side and back panels of cabinets with legs and on any units with 4 casters in order to maximize the ability of the cabinet to withstand heavy handling.



DRY FIT CONSTRUCTION:

Cabinets are assembled with mechanical cams. This is known as dry fit construction. The result is that any panel can be replaced if damaged, unlike in the case of cabinets that are glued together where damage to any surface leads to replacement of the entire unit.

VENTS:

There is one 1" diameter vent for each drawer and each door set for air circulation. All vent holes are covered with plastic vents both inside and outside to eliminate exposed particle board, thus preventing moisture and bacteria from entering the core.



SEALED CORE

All unseen particle board edges that are not covered by an adjoining panel are edge banded (i.e. no exposed particle board). As with the vent covers noted above, this prevents moisture and bacteria from seeping into the core.

DRAWERS:

Drawers have white metal sides with white laminate bottoms and backs, and all exposed particle board edges are edge banded.

The unobstructed metal sides facilitate cleaning. Bumpers are installed on all drawers and doors to soften the sound of closing.



ENVIRONMENTAL

Juno cabinets have a very high recycled content and contribute to both LEED credits 4.1 and 4.2. The packaging is recyclable. Non-urea-added core is available as an option and Air Emissions certified product is also optionally available. FSC-certified wood may be possible on larger projects.

JUNO | FEATURES & OPTIONS



TOPS:

Tops are 3/4" thick and can be laminate with polymer edge banding, high-pressure laminate with polymer edge banding, or seamless thermoformed vinyl.

- Edge A - Laminate with Polymer Edge, or High-Pressure Laminate with Polymer Edge
- Edge B - Thermoformed Vinyl or High-Pressure Laminate with Wood Edge
- Edge C - Thermoformed Vinyl or High-Pressure Laminate with Wood Edge
- Edge S - Laminate with T-Mold bumper or High-Pressure Laminate with T-Mold bumper

With Edge S the Overhang is 1/2" on all sides

Standard Top Overhang is 1/4" on 4 sides

Optional Top Overhang is 1/2" on 4 sides (to assist with movement of the cabinet) on other edges.

Tops on units over 40" high are laminate only



DOOR / DRAWER FRONTS:

Door / drawer fronts are 3/4" thick and 2 styles are available.

- Delphine - Laminate with Polymer Edge
- Lia - Thermoformed Vinyl

Headboards and footboards are high-pressure laminate on 3/4" plywood with polymer edge banding. HPL and plywood are used in this application for added strength.



LEGS & BASE RAIL:

Cabinets are available with 4 1/4" legs (for ease of cleaning), or sides to the floor with a base-plate Style 1 that is either Laminate with Polymer Edge, or Seamless Thermoformed Vinyl, (based on the Door/Drawer front material selected).



DOOR AND DRAWER PULL STYLES:

Flex is an injection-molded plastic pull designed to offer some "give" or flexibility when inadvertently hit by a patient or caregiver. The color is similar to Silver Metallic.

The Circa offers a very large grip. The pull could be accessed with a closed knuckle. It has a Silver Metallic finish.

The Indus pull eliminates a protrusion that could bruise a patient or caregiver. The finish is Silver Metallic.



BENCH

The cushion for the bench is 3" thick.

Juno benches have a load weight rating of 200 lbs.



OVERBED TABLES:

There are 4 overbed table top shapes in either high-pressure laminate or seamless thermoformed vinyl, with 3 edge profiles (2 are spill-guard edges). There is also a version with a second drop-down surface. The overbed table offering includes 2 alternative steel base styles, each available in 5 standard powdercoat finishes. The overall height of the U-base including casters is less than 2" and the H-base is 3.25".

Baskets are a frequently ordered option. They are commonly used to hold urinals to keep them off table surfaces.

LAMINATES:

"Laminate" is variously known in the marketplace as Thermofused Melamine, Low-Pressure Laminate or LPL.

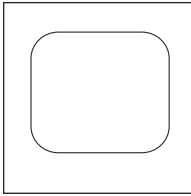
There are 1 solid color options and 5 wood-grain colors. All colors are available in laminate, high-pressure laminate or thermoformed vinyl. Polymer Edge banding matches the laminate selection. Wood finishes to match the wood-grain laminates are available for Krug Healthcare Seating.

VENEER

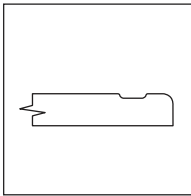
Many items in the Juno product line are also available in maple veneer and in a combination of veneer exterior surfaces and laminate interior faces. The veneered version is available with the Delphine front and "A" top edge profile. Both high-pressure laminate and thermoformed vinyl tops can be supplied as options with the veneered cabinets. Please contact your Krug representative or customer service for a quotation on veneered product.

WARRANTY

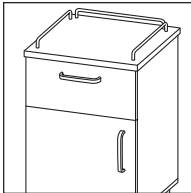
All cabinets carry a limited lifetime warranty. Overbed tables have a 2-year warranty.

JUNO | OPTIONS**ROUNDED TOPS**


A top with rounded corners is available as an option on bedside tables. There is a choice of laminate or high pressure laminate. The edge is polymer to match the laminate color. The overhang is 3/4" on all 4 sides of the top. (Tops specified with T-mold bumper are also rounded at corners. In these cases the overhang is 1/2" on all sides).

**SPILL-GUARD EDGE**

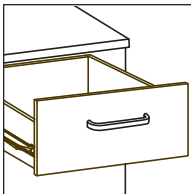
Juno bedside tables are available with the spill-guard edge surface on the thermoformed vinyl tops to collect liquids when spills occur.

**GALLERY RAILS**

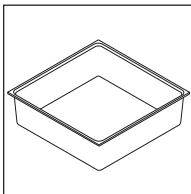
Optional gallery rails are in satin nickel finish. There is a rail on each side and another across the back.

**LOCKING TOP DRAWER OR DOOR**


Juno cabinets have the option to lock. They can be randomly keyed for security. The lock option is factory installed and must be specified on the order.

**LAMINATE DRAWER**


An optional white laminate drawer with a single-action 3/4-extension slide is available at no upcharge. All edges are banded.

**SEAMLESS DRAWER LINER**

Juno bedside tables are available with the option of a plastic drawer liner. Ideal for infection control purposes, it can be removed, sterilized or replaced when damaged or degraded.

**TOWEL BAR**

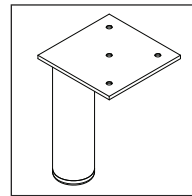
The Towel Bar option fastens to the sides of the bedside tables. It is available in a satin nickel finish. The standard placement is the side opposite the hinge.

**LITTER BAG HOLDER**

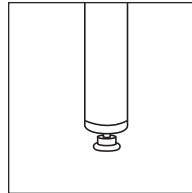
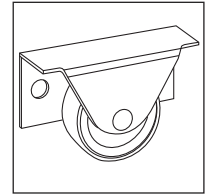
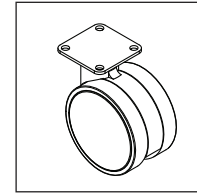
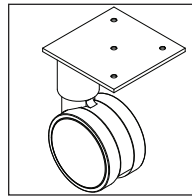
The Litter Bag Holder option fastens to the sides of the bedside tables. It is available in a satin nickel finish. It holds small paper bags and can be field-installed. The standard placement is the side opposite the hinge.

MASTER KEY

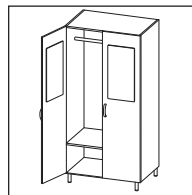
Juno bedside tables have the option to lock with a master key. This must be specified on the order.

**LEG / CASTERS:**

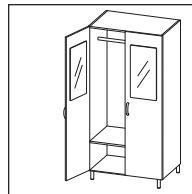
Juno Bedside Tables have 5 base options - 4 legs with glides, 2 front legs with glides and 2 back casters, 4 swivel casters (2 locking), no legs and adjustable glides, or no legs and 2 hidden non-swivel casters at the rear of the cabinet.

**LEG LEVELER**

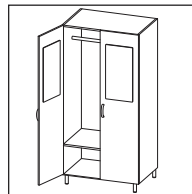
An adjustable glide option is available for legs when there are 4 legs on a cabinet. This is standard on units without legs. This helps ensure the furniture is steady and level on uneven floors.

**CABINET MOUNT MARKERBOARD**

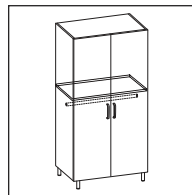
The Markerboards are 24" high by 12" wide. They can be mounted to the inside or outside of the cabinet door (inside is standard).

**CABINET MOUNT MIRROR OPTION**


The Mirrors are 24" high by 12" wide and acrylic. They can be mounted to the inside or outside of the cabinet door (inside is standard).

**CABINET MOUNT CORKBOARD OPTION**

The Corkboards are 24" high by 12" wide. They can be mounted to the inside or outside of the cabinet door (inside is standard).

**LOWER MOUNTING COAT ROD AND SHELF (ADA)**

Juno Wardrobes are available with the lower shelf and coat rod for ADA compliance (shelf is 48" above the floor).

**PULL-OUT SWIVEL TV TRAY**

Juno TV Units come with the option of a pull-out swivel TV Tray. The swivel tray is factory installed and must be specified at the time of order.

EXTENDED TOP OVERHANG

Rather than the standard 1/4" top overhang on all sides, this can be at 1/2" to facilitate moving of the cabinet for cleaning.

JUNO | SPECIFYING

REQUIRED TO SPECIFY

After each product grouping in the following pages, there is a summary under the title “Required to Specify”. The summary lists the elements that need to be specified including Model Number, Top & Edge Profile, Pull Style and Color, Body Style and Color,

TOP EDGE PROFILES:

Select one:



Edge Profile A



Edge Profile B



Edge Profile C



Edge Profile S
(only offered on bedside tables)

ORDERING NOTES:

Edge Profile A is available in Laminate with Polymer Edge, or High-Pressure Laminate with Polymer Edge.

Edge Profiles B & C are available with the Seamless Thermoformed Vinyl.

Spill-Guard Edge can be ordered on Edge Profiles B & C in Seamless Thermoformed Vinyl.

Edge Profile S is available in Laminate with T-Mold bumper or High-Pressure Laminate with T-Mold bumper.

DOOR AND DRAWER PULL STYLES:



Flex - F



Circa - C



Indus - I

Select one:

No upcharge
Color is similar to
Silver Metallic

\$6 each
Silver Metallic

\$11 each
Silver Metallic

ORDERING NOTES: Silver Metallic Finish matches Juno legs and stanchions.

BASE RAIL:

Select one:



Style 1

ORDERING NOTES: Style 1 is the Juno standard in cases where leg option is not chosen, but it must still be selected to ensure clarity.

LAMINATE:

Select one:



Champagne



Hardrock Maple



Dune



Gingerbread



Portobello



Park Avenue Walnut




Chocolate



Dark Walnut



Ash



Willow




Nutmeg



Copper



Shiraz Cherry



Designer White



Platinum



Earth



Charcoal

VINYL COLORS: (For Overbed Table vinyl selection see page 24)

Select one:




Champagne



Hardrock Maple




Copper



Park Avenue Walnut




Dark Walnut



Nutmeg




Ash



Designer White



Platinum



Earth

VENEER COLORS:

Select one:



Clear Maple



Wheat Maple



Honey Maple

SOLID SURFACE: Please contact customer service for a quote. See [Page 29](#) for color options.**T-MOLD BUMPER COLORS:**

Select one:

Beige - B

Charcoal Grey - C

BASE COLORS FOR OVERBED TABLES:

Select one:

S - Silver Metallic

G - Graphite

B- Black

A - Almond

N - Nevada

ORDERING NOTES:

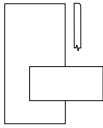
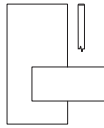
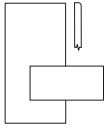
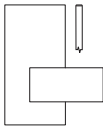
A typical selection and the ideal way to enter on your purchase order would be as follows:

| REQUIRED TO SPECIFY | SPECIFIED | LIST | |
|--|---------------------------------------|---------------|--|
| 1. Model number (above) | JB1201R | \$928 | Bedside Table with 1 drawer/1 door and Lia fronts Right handed |
| 2. Top Material/Top Edge Profile (below) | - B | \$75 | Edge Profiles B |
| 3. Front Style (above) | - L | as listed | Seamless Thermoformed Vinyl |
| 4. Pull Style (Page 7) | - F | n/c | Lia |
| 5. Base Rail -TB models note "Style 1" | | | Flex |
| 6. Top Color (Page 7 note color selection) | Top Color (select color) | n/c | |
| 7. Case Color (Page 7 note color selection) | Body Color (select color) | n/c | |
| 8. T-mold bumper - Edge Profile S note color selection | | | |
| 9. Options (below) | Options: | | |
| | Locking Top Drawer - LK | \$46 | |
| | Seamless Drawer Liner - SL | \$49 | |
| | Final - JB1201 R B L F LK SL - | \$1098 | |

JUNO | BEDSIDE TABLES

FRONT STYLES

Delphine front is laminate. Lia is thermoformed vinyl.



| Description/Model | | Delphine - D | Lia -L | | | Delphine - D | Lia - L |
|-------------------|----------------------------|--------------|--------|----------------------------|-----|--------------|---------|
| | 1 Drawer, 1 Door | | | 1 Drawer, 1 Door | | | |
| | JB1201L* R | 806 | 928 | TB1209L* R | 757 | 878 | |
| | JB1202L R | 852 | 971 | TB1203L R | 805 | 927 | |
| | | | | TB1204L R | 838 | 959 | |
| | 1 Drawer, 1 Fixed Shelf | | | 1 Drawer, 1 Fixed Shelf | | | |
| | JB2201N* | 705 | 828 | TB2209N* | 659 | 778 | |
| | JB2202N | 749 | 872 | TB2203N | 705 | 827 | |
| | | | | TB2204N | 740 | 859 | |

* Indicates model illustrated by line drawing.

DIMENSIONS

| | Overall Width | Overall Depth | Overall Height | Shipping Weight | Cubes |
|------|---------------|---------------|----------------|-----------------|-------|
| 1201 | 19.75 | 19.75 | 30 | 77 | 8 |
| 2201 | 19.75 | 19.75 | 30 | 74 | 8 |

REQUIRED TO SPECIFY

1. Model number (above)
2. Top Material/Top Edge Profile (right)
3. Front Style (above)
4. Pull Style (Page 7)
5. Base Rail -TB models note "Style 1"
6. Top Color (Page 7 note color selection)
7. Case Color (Page 7 note color selection)
8. T-mold bumper - Edge Profile S note color selection
9. Options (below)

TOP MATERIALS: (Page 7)

LIST

| | | |
|-----------------------------|--------------------------------------|-----|
| Laminate W/ Polymer Edge | - L (with Edge Profile A) | N/C |
| HP Laminate W/ Polymer Edge | - P (with Edge Profile A) | 34 |
| Seamless Thermoformed Vinyl | - B or C (with Edge Profiles B or C) | 75 |
| Laminate Bumper | - X (with Edge Profile S) | 46 |
| HP Laminate Bumper | - Y (with Edge Profile S) | 79 |

JUNO BEDSIDE TABLE OPTIONS

LIST

LIST

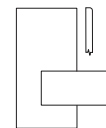
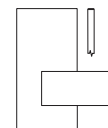
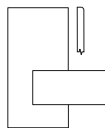
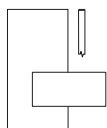
| | | | |
|---|-----|---|-----|
| Spill Guard Edge - SG | 49 | Towel Bar - TB | 49 |
| NOTE: Available on Seamless Thermoformed Vinyl only. | | Master Key - MK | 39 |
| Locking Top Drawer or Door - LK | 46 | Laminate Drawer - DR | N/C |
| Gallery Rails - GR | 190 | Rounded Top - RT | N/C |
| Leg Leveler (per unit, 4 Legs) - LL | 14 | NOTE: Available with Top Materials Laminate or HPL and Top Edge Profile "A". | |
| Litter Bag Holder - BH | 14 | Extended Top Overhang - EX | N/C |
| Seamless Drawer Liner - SL | 49 | | |



MODEL CODE KEY

| Product Line | Description | Style | Width | Base Style | Orientation (hinge side when facing cabinet) |
|--------------------|---------------|----------------------------|-------|--------------------|---|
| J | B | 1 | 20 | 1 | L |
| Units with Legs | Bedside Table | 1 Drawer, 1 Door | | 4 legs | Hinged Left |
| T | | 2 | | 2 | R |
| Units without Legs | | 1 Drawer, 1 Fixed Shelf | | 2 legs/2 casters | Hinged Right |
| | | | | 3 | N |
| | | | | 2 casters | Not Applicable |
| | | | | 4 | |
| | | | | 4 casters | |
| | | | | 9 | |
| | | | | no legs or casters | |

JUNO | BEDSIDE TABLES**FRONT STYLES**

Delphine front is laminate. Lia is thermoformed vinyl.



| Description/Model | | Delphine - D | Lia -L | | | Delphine - D | Lia - L | |
|-------------------|--|--------------|--------|---|-----------|--------------|---------|------|
| 1 Drawer | JB3201N* | 682 | 781 |  | 1 Drawer | TB3209N* | 634 | 732 |
| | JB3202N | 729 | 827 | | | TB3203N | 681 | 781 |
| | | | | | | TB3204N | 716 | 813 |
| 3 Drawers | JB4201N* | 1067 | 1187 |  | 3 Drawers | TB4209N* | 1016 | 1138 |
| | JB4202N | 1113 | 1233 | | | TB4203N | 1065 | 1186 |
| | | | | | | TB4204N | 1099 | 1220 |
| | * Indicates model illustrated by line drawing. | | | | | | | |

* Indicates model illustrated by line drawing.

DIMENSIONS

| | Overall Width | Overall Depth | Overall Height | Shipping Weight | Cubes |
|------|---------------|---------------|----------------|-----------------|-------|
| 3201 | 19.75 | 19.75 | 24 | 62 | 6 |
| 4201 | 19.75 | 19.75 | 30 | 92 | 8 |

REQUIRED TO SPECIFY

1. Model number (above)
2. Top Material/Top Edge Profile (right)
3. Front Style (above)
4. Pull Style (Page 7)
5. Base Rail - TB models note "Style 1"
6. Top Color (Page 7 note color selection)
7. Case Color (Page 7 note color selection)
8. T-mold bumper - Edge Profile S note color selection
9. Options (below)

TOP MATERIALS: (Page 7)**LIST**

| | | |
|-----------------------------|--------------------------------------|-----|
| Laminate W/ Polymer Edge | - L (with Edge Profile A) | N/C |
| HP Laminate W/ Polymer Edge | - P (with Edge Profile A) | 34 |
| Seamless Thermoformed Vinyl | - B or C (with Edge Profiles B or C) | 75 |
| Laminate Bumper | - X (with Edge Profile S) | 46 |
| HP Laminate Bumper | - Y (with Edge Profile S) | 79 |

JUNO BEDSIDE TABLE OPTIONS**LIST**

| | |
|---|-----|
| Spill Guard Edge - SG | 49 |
| NOTE: Available on Seamless Thermoformed Vinyl only. | |
| Locking Top Drawer or Door - LK | 46 |
| Gallery Rails - GR | 190 |
| Leg Leveler (per unit, 4 Legs) - LL | 14 |
| Litter Bag Holder - BH | 14 |
| Seamless Drawer Liner - SL | 49 |

LIST

| | |
|---|-----|
| Towel Bar - TB | 49 |
| Master Key - MK | 39 |
| Laminate Drawer - DR | N/C |
| Rounded Top - RT | N/C |
| NOTE: Available with Top Materials Laminate or HPL and Top Edge Profile "A". | |
| Extended Top Overhang - EX | N/C |

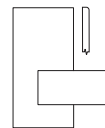
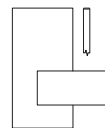
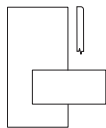
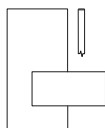
MODEL CODE KEY

| Product Line | Description | Style | Width | Base Style | Orientation (hinge side when facing cabinet) |
|--------------------|---------------|-----------|-----------|--------------------|---|
| J | B | 3 | 20 | 1 | L |
| Units with Legs | Bedside Table | 1 Drawer | | 4 legs | Hinged Left |
| T | | 4 | | 2 | R |
| Units without Legs | | 3 Drawers | | 2 legs/2 casters | Hinged Right |
| | | | | 3 | N |
| | | | | 2 casters | Not Applicable |
| | | | | 4 | |
| | | | | 4 casters | |
| | | | | 9 | |
| | | | | no legs or casters | |

JUNO | BEDSIDE TABLES

FRONT STYLES

Delphine front is laminate. Lia is thermoformed vinyl.



| Description/Model | | Delphine - D | Lia - L | | | Delphine - D | Lia - L |
|-------------------|------------------|---------------|--------------|--|------------------|---------------|--------------|
| | 1 Drawer, 1 Door | JB5201L* R | 1078 1221 | | 1 Drawer, 1 Door | TB5209L* R | 1031 1172 |
| | | JB5202L R | 1122 1267 | | | TB5203L R | 1078 1221 |
| | | | | | | TB5204L R | 1111 1253 |
| | 1 Drawer, 1 Door | JB6201L* R | 1065 1208 | | 1 Drawer, 1 Door | TB6209L* R | 1016 1160 |
| | | JB6202L R | 1111 1253 | | | TB6203L R | 1065 1208 |
| | | | | | | TB6204L R | 1099 1242 |

DIMENSIONS

| | Overall Width | Overall Depth | Overall Height | Shipping Weight | Cubes |
|------|---------------|---------------|----------------|-----------------|-------|
| 1201 | 19.75 | 19.75 | 35 | 77 | 8 |
| 2201 | 19.75 | 19.75 | 35 | 74 | 8 |

REQUIRED TO SPECIFY

1. Model number (above)
2. Top Material/Top Edge Profile (right)
3. Front Style (above)
4. Pull Style (Page 7)
5. Base Rail -TB models note "Style 1"
6. Top Color (Page 7 note color selection)
7. Case Color (Page 7 note color selection)
8. T-mold bumper - Edge Profile S note color selection
9. Options (below)

TOP MATERIALS: (Page 7)

LIST

| | | |
|-----------------------------|--------------------------------------|-----|
| Laminate W/ Polymer Edge | - L (with Edge Profile A) | N/C |
| HP Laminate W/ Polymer Edge | - P (with Edge Profile A) | 34 |
| Seamless Thermoformed Vinyl | - B or C (with Edge Profiles B or C) | 75 |
| Laminate Bumper | - X (with Edge Profile S) | 46 |
| HP Laminate Bumper | - Y (with Edge Profile S) | 79 |

JUNO BEDSIDE TABLE OPTIONS

LIST

| | |
|---|-----|
| Spill Guard Edge - SG | 49 |
| NOTE: Available on Seamless Thermoformed Vinyl only. | |
| Locking Top Drawer or Door - LK | 46 |
| Gallery Rails - GR | 190 |
| Leg Leveler (per unit, 4 Legs) - LL | 14 |
| Litter Bag Holder - BH | 14 |
| Seamless Drawer Liner - SL | 49 |

| | |
|---|-----|
| Towel Bar - TB | 49 |
| Master Key - MK | 39 |
| Laminate Drawer - DR | N/C |
| Rounded Top - RT | N/C |
| NOTE: Available with Top Materials Laminate or HPL and Top Edge Profile "A". | |
| Extended Top Overhang - EX | N/C |

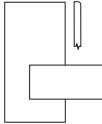
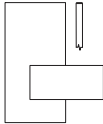
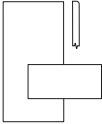
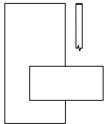
MODEL CODE KEY

| Product Line | Description | Style | Width | Base Style | Orientation (hinge side when facing cabinet) |
|--------------------|---------------|------------------|-------|--------------------|---|
| J | B | 5 | 20 | 1 | L |
| Units with Legs | Bedside Table | 1 Drawer, 1 Door | | 4 legs | Hinged Left |
| T | | 6 | | 2 | R |
| Units without Legs | | 1 Drawer, 1 Door | | 2 legs/ 2 casters | Hinged Right |
| | | | | 3 | N |
| | | | | 2 casters | Not Applicable |
| | | | | 4 | |
| | | | | 4 casters | |
| | | | | 9 | |
| | | | | no legs or casters | |

JUNO | DRESSERS

FRONT STYLES

Delphine front is laminate. Lia is thermoformed vinyl.



| Description/Model | | Delphine - D | Lia - L | | | Delphine - D | Lia - L |
|-------------------|---------|--------------|---------|----------|---------|--------------|---------|
| 3 Drawer | JD1321N | 1180 | 1372 | 3 Drawer | TD1329N | 1131 | 1323 |
| | | | | | | | |
| 4 Drawer | JD2321N | 1491 | 1736 | 4 Drawer | TD2329N | 1441 | 1688 |
| | | | | | | | |
| 6 Drawer | JD3606N | 2135 | 2496 | 6 Drawer | TD3609N | 2062 | 2421 |
| | | | | | | | |

DIMENSIONS

| | Overall Width | Overall Depth | Overall Height | Shipping Weight | Cubes |
|-------|---------------|---------------|----------------|-----------------|-------|
| 1321N | 31.75 | 19.75 | 30 | 130 | 12 |
| 2321N | 31.75 | 19.75 | 38.6 | 161 | 15 |
| 3601N | 59.75 | 19.75 | 30 | 246 | 23 |

REQUIRED TO SPECIFY

1. Model number (above)
2. Top Material/Top Edge Profile (right)
3. Front Style (above)
4. Pull Style (Page 7)
5. Base Rail -TB models note "Style 1"
6. Top Color (Page 7 note color selection)
7. Case Color (Page 7 note color selection)
8. Options (below)

TOP MATERIALS: (Page 7)

| | LIST |
|--|------|
| Laminate W/ Polymer Edge - L (with Edge Profile A) | N/C |
| 3 or 4 drawer | |
| HP Laminate W/ Polymer Edge - P (with Edge Profile A) | 56 |
| Seamless Thermoformed Vinyl - B or C (with Edge Profiles B or C) | 118 |
| 6 drawer | |
| HP Laminate W/ Polymer Edge - P (with Edge Profile A) | 99 |
| Seamless Thermoformed Vinyl - B or C (with Edge Profiles B or C) | 221 |

JUNO DRESSER OPTIONS

| | LIST | LIST |
|-------------------------------------|------|--------------------------------|
| Locking Top Drawer or Door - LK | 46 | Master Key - MK 39 |
| Leg Leveler (per unit, 4 Legs) - LL | 14 | Laminate Drawer - DR N/C |
| Leg Leveler (per unit, 6 Legs) - LL | 18 | Extended Top Overhang - EX N/C |

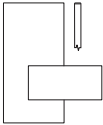
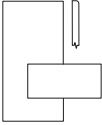
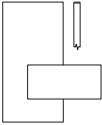
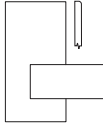

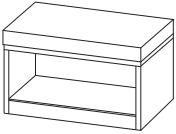


MODEL CODE KEY

| Product Line | Description | Style | Width | Base Style | Orientation (hinge side when facing cabinet) |
|--------------------|-------------|-----------|-------|--------------------|---|
| J | D | 1 | 32 | 1 | N |
| Units with Legs | Dresser | 3 Drawer | | 4 legs | Not Applicable |
| T | | 2 | 60 | 6 | |
| Units without Legs | | 4 Drawers | | 6 legs | |
| | | 3 | | 9 | |
| | | 6 Drawers | | no legs or casters | |

JUNO | BENCHES

FRONT STYLES

Delphine front is laminate. Lia is thermoformed vinyl.

| | | | | | | | |
|---|---------|---|---|---|---------|---|---|
| | |  |  | | |  |  |
| Description/Model | | Delphine - D | Lia - L | | | Delphine - D | Lia - L |
| Open Bench | JC1301N | 922 | N/A | Open Bench | TC1309N | 872 | N/A |
| | JC1361N | 1088 | N/A | | TC1369N | 1040 | N/A |
|  | | | |  | | | |
| Bench with 2 Drawers | JC2301N | 1211 | 1320 | Bench with 2 Drawers | TC2309N | 1162 | 1270 |
| | JC2361N | 1361 | 1491 | | | 1311 | 1441 |
|  | | | |  | | | |

DIMENSIONS

| | Overall Width | Overall Depth | Overall Height | Shipping Weight | Cubes |
|------|---------------|---------------|----------------|-----------------|-------|
| 1301 | 29.25 | 19.75 | 23 | 60 | 8 |
| 1361 | 35.25 | 19.75 | 23 | 68 | 9 |
| 2301 | 29.25 | 19.75 | 23 | 88 | 8 |
| 2361 | 35.25 | 19.75 | 23 | 102 | 9 |

REQUIRED TO SPECIFY

- 1. Model number (above)
- 2. Front Style (above)
- 3. Pull Style (Page 7)
- 4. Base Rail -TB models note "Style 1"
- 5. Case Color (Page 7 note color selection)
- 6. Fabric Selection
- 7. Options (below)

JUNO BENCH OPTIONS

LIST

| | |
|-------------------------------------|-----|
| Locking Top Drawer or Door - LK | 46 |
| Leg Leveler (per unit, 4 Legs) - LL | 14 |
| Master Key - MK | 39 |
| Laminate Drawer - DR | N/C |
| Moisture Barrier | 81 |

Cushions are priced in COM/Grade 1

| | | | | | | | | |
|------------------------|----|-------|-----|-----|-----|-----|---------|-----|
| | | (COL) | | | | | Leather | |
| Fabric Grades upcharge | 2 | 3 | 4 | 5 | 6 | 7 | 8 | 9 |
| | 32 | 61 | 121 | 181 | 243 | 303 | 363 | 455 |

COM yardage is 1 yard for both 30" and 36" cushions. Juno and Trevisa benches have a load weight rating of 200lbs.

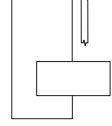
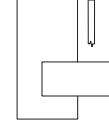
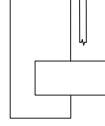
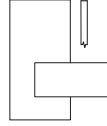
MODEL CODE KEY

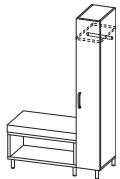
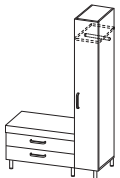
| Product Line | Description | Style | Width | Base Style | Orientation (hinge side when facing cabinet) |
|--------------------|-----------------|----------------------|---------------|--------------------|---|
| <div>J</div> | <div>C</div> | <div>1</div> | <div>30</div> | <div>1</div> | <div>N</div> |
| Units with Legs | Cushioned Bench | Open Bench | | 4 legs | Not Applicable |
| <div>T</div> | | <div>2</div> | <div>36</div> | <div>9</div> | |
| Units without Legs | | Bench with 2 Drawers | | no legs or casters | |

JUNO | BENCHES & WARDROBE COMBINATION

FRONT STYLES

Delphine front is laminate. Lia is thermoformed vinyl.



| Description/Model | Delphine - D | | Lia - L | | Delphine - D | | Lia - L | |
|--|---------------|------|---------|---|---------------|------|---------|---|
|  Open Bench with Half Wardrobe | JC3426L | 2354 | 2514 | | TC3429L | 2257 | 2415 | |
| | R* JC3486L | 2520 | 2683 | R | R* TC3489L | 2422 | 2584 | R |
|  Bench with 2 Drawers & Half Wardrobe | JC4426L | 2642 | 2912 | | TC4429L | 2544 | 2814 | |
| | R* JC4486L | 2793 | 3084 | | R* TC4489L | 2694 | 2985 | |
| | R | | | | R | | | |

* Indicates model illustrated by line drawing.

DIMENSIONS

| | Overall Width | Overall Depth | Overall Height of Bench | Overall Height of Wardrobe | Shipping Weight | Cubes |
|------|---------------|---------------|-------------------------|----------------------------|-----------------|-------|
| 3426 | 41.25 | 19.75 | 23 | 70 | 167 | 19 |
| 3486 | 47.25 | 19.75 | 23 | 70 | 175 | 20 |
| 4426 | 41.25 | 19.75 | 23 | 70 | 195 | 19 |
| 4486 | 47.25 | 19.75 | 23 | 70 | 209 | 20 |

ORDERING NOTES These units ship as two separate pieces. Cushions are priced in COM/Grade 1

REQUIRED TO SPECIFY

1. **Model number** (above)
2. **Front Style** (above)
3. **Pull Style** (Page 7)
4. **Base Rail** -TB models note "Style 1"
5. **Case Color** (Page 7 note color selection)
6. **Fabric Selection**
7. **Options** (below)

JUNO BENCH/WARDROBE OPTIONS

LIST

| | |
|---------------------------------|-----|
| Locking Top Drawer or Door - LK | 46 |
| Cabinet Mount Corkboard -TB | 234 |
| Leg Leveler (per unit) - LL | 18 |
| Cabinet Mount Markerboard - MB | 148 |
| Cabinet Mount Mirror - AM | 234 |

Cushions are priced in COM/Grade 1

(COL)

| Fabric Grades upcharge | 2 | 3 | 4 | 5 | 6 | 7 | 8 | 9 |
|------------------------|----|----|-----|-----|-----|-----|-----|-----|
| | 32 | 61 | 121 | 181 | 243 | 303 | 363 | 455 |

COM yardage is 1 yard for both 30" and 36" cushions. Juno and Trevisa benches have a load weight rating of 200lbs.

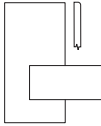
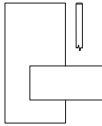
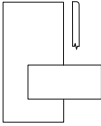
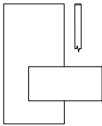
MODEL CODE KEY



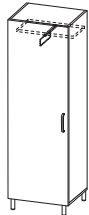
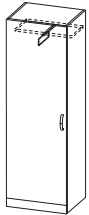
| Product Line | Description | Style | Width | Base Style | Orientation (hinge side when facing cabinet) |
|--------------------|-----------------|----------------------|-----------|--------------------|---|
| J | C | 3 | 42 | 6 | L |
| Units with Legs | Cushioned Bench | Open Bench | | 6 legs | Hinged Left |
| T | | 4 | 48 | 9 | R |
| Units without Legs | | Bench with 2 Drawers | | no legs or casters | Hinged Right |

JUNO | WARDROBES

FRONT STYLES

Delphine front is laminate. Lia is thermoformed vinyl.



| Description/Model | | Delphine - D | Lia - L | | | Delphine - D | Lia - L |
|--|------------|--|---------|--|------------|--|---------|
| Half Wardrobe w/ Coat Rod | JW1121L R* | 1433 | 1592 | Half Wardrobe w/ Coat Rod | TW1129L R* | 1384 | 1543 |
|  | | ORDERING NOTE: 1121L/R units must either be fastened to the wall fastened to another case for support to prevent tipping. | |  | | ORDERING NOTE: 1121L/R units must either be fastened to the wall fastened to another case for support to prevent tipping. | |
| Single Door Wardrobe w/ Coat Rod | JW2241L* R | 1745 | 2063 | Single Door Wardrobe w/ Coat Rod | TW2249L* R | 1694 | 2013 |
|  | | * Indicates model illustrated by line drawing. | |  | | | |

DIMENSIONS

| | Overall Width | Overall Depth | Overall Height | Shipping Weight | Cubes |
|--------|---------------|---------------|----------------|-----------------|-------|
| JW1121 | 12 | 19.75 | 70 | 107 | 11 |
| JW2241 | 23.25 | 19.75 | 70 | 164 | 21 |

The dimensions above apply to codes starting with “T” as well.

REQUIRED TO SPECIFY

- 1. Model number (above)
- 2. Front Style (above)
- 3. Pull Style (Page 7)
- 4. Base Rail -TB models note “Style 1”
- 5. Case Color (Page 7 note color selection)
- 6. Options (below)

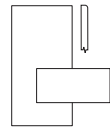
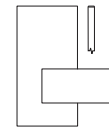
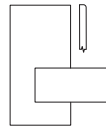
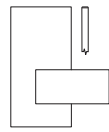
| JUNO WARDROBE OPTIONS | LIST | | LIST |
|---------------------------------|------|--|------|
| Locking Top Drawer or Door - LK | 46 | Cabinet Mount Mirror - AM | 234 |
| Cabinet Mount Corkboard -TB | 234 | Laminate Drawer - DR | N/C |
| Leg Leveler (per unit) - LL | 14 | Lower Mounting Coat Rod and Shelf - AD | N/C |
| Cabinet Mount Markerboard - MB | 148 | Master Key - MK | 39 |

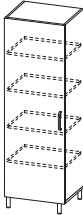
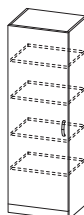

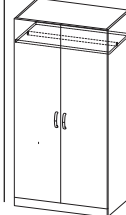
MODEL CODE KEY

| Product Line | Description | Style | Width | Base Style | Orientation (hinge side when facing cabinet) |
|--------------------|-------------|----------------------|-------|--------------------|---|
| J | W | 1 | 12 | 1 | L |
| Units with Legs | Wardrobe | Half Wardrobe | | 4 legs | Hinged Left |
| T | | 2 | 24 | 9 | R |
| Units without Legs | | Single Door Wardrobe | | no legs or casters | Hinged Right |

JUNO | WARDROBES**FRONT STYLES**

Delphine front is laminate. Lia is thermoformed vinyl.



| Description/Model | Delphine - D | Lia - L | Delphine - D | Lia - L | |
|---|---------------|--------------|---|---------------|--------------|
| Single Door Storage w/ 4 Fixed Shelves | JW3241L* R | 1716 2033 | Single Door Storage w/ 4 Fixed Shelves | TW3249L* R | 1664 1985 |
|  | | |  | | |
| 2 Door Wardrobe | JW4361N | 2071 2553 | 2 Door Wardrobe | TW4369N | 2023 2504 |
|  | | |  | | |

* Indicates model illustrated by line drawing.

DIMENSIONS

| | Overall Width | Overall Depth | Overall Height | Shipping Weight | Cubes |
|--------|---------------|---------------|----------------|-----------------|-------|
| JW3241 | 23.25 | 19.75 | 70 | 185 | 21 |
| JW4361 | 35.25 | 23.25 | 70 | 243 | 37 |

The dimensions above apply to codes starting with "T" as well.

REQUIRED TO SPECIFY

1. **Model number** (above)
2. **Front Style** (above)
3. **Pull Style** (Page 7)
4. **Base Rail** -TB models note "Style 1"
5. **Case Color** (Page 7 note color selection)
6. **Options** (below)

JUNO WARDROBE OPTIONS**LIST**

Locking Top Drawer or Door - LK
Cabinet Mount Corkboard - TB
Leg Leveler (per unit) - LL
Cabinet Mount Markerboard - MB

46
234
14
148

LIST

Cabinet Mount Mirror - AM
Laminate Drawer - DR
Lower Mounting Coat Rod and Shelf - AD
Master Key - MK

234
N/C
N/C
39

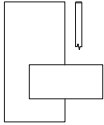
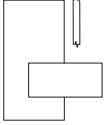
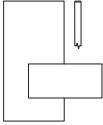
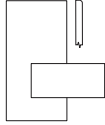

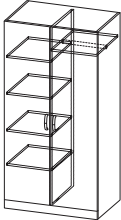

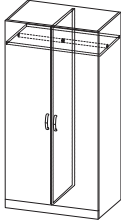
MODEL CODE KEY

| Product Line | Description | Style | Width | Base Style | Orientation (hinge side when facing cabinet) |
|--------------------------------|----------------------|-----------------------------|-----------|--------------------------------|---|
| J Units with Legs | W Wardrobe | 3 Single Door | 32 | 1 4 legs | L Hinged Left |
| T Units without Legs | | 4 2 Door Wardrobe | 36 | 9 no legs or casters | R Hinged Right |

JUNO | WARDROBES

FRONT STYLES

Delphine front is laminate. Lia is thermoformed vinyl.

| | | | | | | | |
|--|--|---|---|--|------------|---|---|
| | |  |  | | |  |  |
| Description/Model | | Delphine - D | Lia - L | | | Delphine - D | Lia - L |
| 2 Door Wardrobe w/ Storage & 4 Fixed Shelves | JW5361L R* | 2374 | 2841 | 2 Door Wardrobe w/ Storage & 4 Fixed Shelves | TW5369L R* | 2312 | 2793 |
|  | | | |  | | | |
| 2 Door Wardrobe w/ Partition | JW6361N | 2365 | 2845 | 2 Door Wardrobe w/ Partition | TW6369N | 2316 | 2795 |
|  | | | |  | | | |
| | * Indicates model illustrated by line drawing. | | | | | | |

DIMENSIONS

| | Overall Width | Overall Depth | Overall Height | Shipping Weight | Cubes |
|--------|---------------|---------------|----------------|-----------------|-------|
| JW5361 | 35.25 | 23.25 | 70 | 292 | 37 |
| JW6361 | 35.25 | 23.25 | 70 | 272 | 37 |

The dimensions above apply to codes starting with “T” as well.

REQUIRED TO SPECIFY

- 1. Model number (above)
- 2. Front Style (above)
- 3. Pull Style (Page 7)
- 4. Base Rail -TB models note “Style 1”
- 5. Case Color (Page 7 note color selection)
- 6. Options (below)

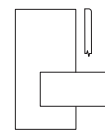
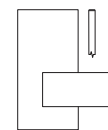
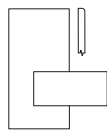
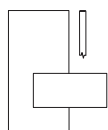
| JUNO WARDROBE OPTIONS | LIST | | LIST |
|---------------------------------|------|--|------|
| Locking Top Drawer or Door - LK | 46 | Cabinet Mount Mirror - AM | 234 |
| Cabinet Mount Corkboard -TB | 235 | Laminate Drawer - DR | N/C |
| Leg Leveler (per unit) - LL | 14 | Lower Mounting Coat Rod and Shelf - AD | N/C |
| Cabinet Mount Markerboard - MB | 148 | Master Key - MK | 39 |




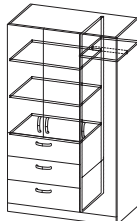
MODEL CODE KEY

| Product Line | Description | Style | Width | Base Style | Orientation (hinge side when facing cabinet) |
|--------------------|-------------|-----------------------|-------|--------------------|--|
| J | W | 5 | 36 | 1 | L |
| Units with Legs | Wardrobe | 4 Fixed Shelves | | 4 legs | Hinged Left |
| T | | 6 | | 9 | R |
| Units without Legs | | Wardrobe w/ Partition | | no legs or casters | Hinged Right |

JUNO | WARDROBES**FRONT STYLES**

Delphine front is laminate. Lia is thermoformed vinyl.



| Description/Model | | Delphine - D | Lia - L | | | Delphine - D | Lia - L |
|--|------------|--------------|---------|--|------------|--------------|---------|
| Storage w/ 3 Drawers, & 2 Doors w/ 2 Fixed Shelves | JW7321N | 2202 | 2681 | Storage w/ 3 Drawers, & 2 Doors w/ 2 Fixed Shelves | TW7329N | 2150 | 2633 |
|  | | | |  | | | |
| Wardrobe w/ Coat Rod & Storage w/ 3 Drawers & 2 Doors w/ 2 Fixed Shelves | JW8421L R* | 3055 | 3613 | Wardrobe w/ Coat Rod & Storage w/ 3 Drawers & 2 Doors w/ 2 Fixed Shelves | TW8429L R* | 3008 | 3564 |
|  | | | |  | | | |

* Indicates model illustrated by line drawing.

DIMENSIONS

| | Overall Width | Overall Depth | Overall Height | Shipping Weight | Cubes |
|--------|---------------|---------------|----------------|-----------------|-------|
| JW7321 | 31.25 | 19.75 | 70 | 252 | 27 |
| JW8421 | 41.25 | 23.25 | 70 | 358 | 43 |

The dimensions above apply to codes starting with "T" as well.

REQUIRED TO SPECIFY

1. **Model number** (above)
2. **Front Style** (above)
3. **Pull Style** (Page 7)
4. **Base Rail** -TB models note "Style 1"
5. **Case Color** (Page 7 note color selection)
6. **Options** (below)

JUNO WARDROBE OPTIONS**LIST**

Locking Top Drawer or Door - LK
 Cabinet Mount Corkboard - TB
 Leg Leveler (per unit) - LL
 Cabinet Mount Markerboard - MB

46
 235
 14
 148

Cabinet Mount Mirror - AM
 Laminate Drawer - DR
 Lower Mounting Coat Rod and Shelf - AD
 Master Key - MK

LIST

234
 N/C
 N/C
 39

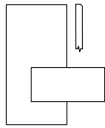
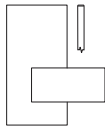
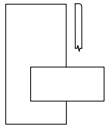
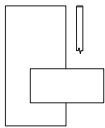
MODEL CODE KEY

| Product Line | Description | Style | Width | Base Style | Orientation (hinge side when facing cabinet) |
|--------------------------------|----------------------|--|-----------|--------------------------------|---|
| J Units with Legs | W Wardrobe | 7 3 Drawers & 2 Doors | 32 | 1 4 legs | L Hinged Left |
| T Units without Legs | | 8 Wardrobe & 3 Drawers & 2 Doors | 42 | 9 no legs or casters | R Hinged Right |

JUNO | TV UNITS

FRONT STYLES

Delphine front is laminate. Lia is thermoformed vinyl.



| Description/Model | | Delphine - D | Lia -L | | | Delphine - D | Lia - L |
|------------------------------|---------|--|--------|------------------------------|---------|--------------|---------|
| TV Unit w/ 3 Drawers | JE1321N | 2507 | 2932 | TV Unit w/ 3 Drawers | TE1329N | 2458 | 2884 |
| | | | | | | | |
| TV Unit w/ 2 Doors and Shelf | JE2321N | 2250 | 2677 | TV Unit w/ 2 Doors and Shelf | TE2329N | 2202 | 2630 |
| | | * Indicates model illustrated by line drawing. | | | | | |
| | | | | | | | |

DIMENSIONS

| | Overall Width | Overall Depth | Overall Height | Shipping Weight | Cubes |
|---------|---------------|---------------|----------------|-----------------|-------|
| JE1321N | 31.25 | 19.75 | 70 | 232 | 28 |
| JE2321N | 31.25 | 19.75 | 70 | 209 | 28 |

The dimensions above apply to codes starting with “T” as well.

REQUIRED TO SPECIFY

- 1. Model number (above)
- 2. Front Style (above)
- 3. Pull Style (Page 7)
- 4. Base Rail -TB models note “Style 1”
- 5. Case Color (Page 7 note color selection)
- 6. Options (below)

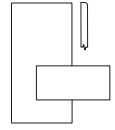
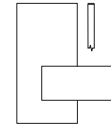
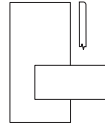
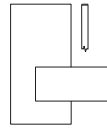
| JUNO TV UNIT OPTIONS | LIST | | LIST |
|---------------------------------|------|----------------------|------|
| Locking Top Drawer or Door - LK | 46 | Laminate Drawer - DR | N/C |
| Leg Leveler (per unit) - LL | 14 | Master Key - MK | 39 |
| Pull-out Swivel TV Tray - SW | 295 | | |


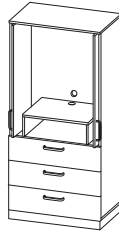

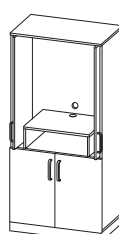
MODEL CODE KEY

| Product Line | Description | Style | Width | Base Style | Orientation (hinge side when facing cabinet) |
|-------------------------|--------------|----------------------|-------|-------------------------|---|
| J Units with Legs | E TV Unit | 1 3 Drawers | 32 | 1 4 legs | N Not Applicable |
| T Units without Legs | | 2 2 Doors & Shelf | | 9 no legs or casters | |

JUNO | TV UNITS**FRONT STYLES**

Delphine front is laminate. Lia is thermoformed vinyl.



| Description/Model | Delphine - D | | Lia -L | | Delphine - D | | Lia - L | |
|--|--------------|------|--------|--|--|---------|---------|------|
| TV Unit w/ 3 Drawers and Pocket Doors | JE3321N | 4303 | 4837 | | TV Unit w/ 3 Drawers and Pocket Doors | TE3329N | 4256 | 4789 |
|  | | | | |  | | | |
| TV Unit w/ 2 Doors, Shelf and Pocket Doors | JE4321N | 3815 | 4347 | | TV Unit w/ 2 Doors, Shelf and Pocket Doors | TE4329N | 3765 | 4303 |
|  | | | | |  | | | |

* Indicates model illustrated by line drawing.

* Indicates model illustrated by line drawing.

DIMENSIONS

| | Overall Width | Overall Depth | Overall Height | Shipping Weight | Cubes |
|---------|---------------|---------------|----------------|-----------------|-------|
| JE3321N | 40 | 19.75 | 70 | 311 | 35 |
| JE4321N | 40 | 19.75 | 70 | 277 | 35 |

The dimensions above apply to codes starting with "T" as well.

REQUIRED TO SPECIFY

1. **Model number** (above)
2. **Front Style** (above)
3. **Pull Style** (Page 7)
4. **Base Rail** -TB models note "Style 1"
5. **Case Color** (Page 7 note color selection)
6. **Options** (below)

JUNO TV UNIT OPTIONS**LIST**

| | |
|---------------------------------|-----|
| Locking Top Drawer or Door - LK | 46 |
| Leg Leveler (per unit) - LL | 14 |
| Pull-out Swivel TV Tray - SW | 295 |




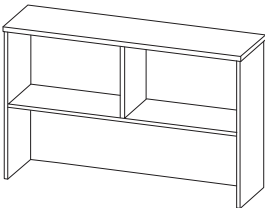
LIST

| | |
|----------------------|-----|
| Laminate Drawer - DR | N/C |
| Master Key - MK | 39 |

MODEL CODE KEY

| Product Line | Description | Style | Width | Base Style | Orientation (hinge side when facing cabinet) |
|--------------------------------|---------------------|---|-----------|--------------------------------|---|
| J Units with Legs | E TV Unit | 3 Pocket Doors & 3 Drawers | 32 | 1 4 legs | N Not Applicable |
| T Units without Legs | | 4 Pocket Doors & 2 Doors w/ Shelf | | 9 no legs or casters | |

JUNO | BOOKCASES

| Description/Model | | | Price | Price | | |
|---|---------|--|-------|--|---------|-----|
| Bookcase w/ 1 Fixed Shelf | JS1321N | | 598 | Bookcase w/ 1 Fixed Shelf | TS1329N | 549 |
|  | | | |  | | |
| Bookcase Top for 32" Dresser | TS2309N | | 526 | Bookcase Top for 48" Desk | TS3489N | 657 |
|  | | | |  | | |

DIMENSIONS

| | Overall Width | Overall Depth | Overall Height | Shipping Weight | Cubes |
|---------|------------------|------------------|-------------------|--------------------|-------|
| JS1321N | 31.25 | 12 | 30 | 65 | 8 |
| TS2309N | 29.75 | 10 | 31.4 | 70 | 6 |
| TS3489N | 46 | 10 | 31.4 | 75 | 9 |

The dimensions above apply to codes starting with “T” as well.

REQUIRED TO SPECIFY

- 1. **Model number** (above)
- 2. **Top Material/Top Edge Profile** -1321N only (right)
- 4. **Base Rail** -TS model note “Style 1”
- 5. **Top Color** (page 500 note color selection)
- 6. **Case Color** (page 500 note color selection)
- 7. **Options** (below)

TOP MATERIALS: (Page 7)

LIST

| | | |
|-----------------------------|--------------------------------------|-----|
| Laminate W/ Polymer Edge | - L (with Edge Profile A) | N/C |
| HP Laminate W/ Polymer Edge | - P (with Edge Profile A) | 34 |
| Seamless Thermoformed Vinyl | - B or C (with Edge Profiles B or C) | 75 |

JUNO TV UNIT OPTIONS

LIST

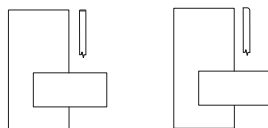
| | |
|-----------------------------|-----|
| Leg Leveler (per unit) - LL | 14 |
| Extended Top Overhang - EX | N/C |
| JS1321N & TS1329N | |

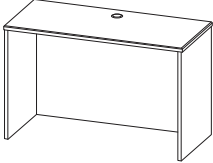
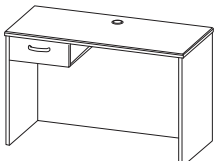
MODEL CODE KEY

| Product Line | Description | Style | Width | Base Style | Orientation (hinge side when facing cabinet) |
|--------------------|-------------|-------|-------|--------------------|---|
| J | S | 1 | 32 | 1 | N |
| Units with Legs | | | | 4 legs | Not Applicable |
| T | | 2 | | 9 | |
| Units without Legs | | | | no legs or casters | |

JUNO | DESKS**FRONT STYLES**

Delphine front is laminate. Lia is thermoformed vinyl.



| Description/Model | | Delphine - D | Lia -L |
|---|---------|--------------|--------|
| Desk Shell | TK1489N | 638 | n/a |
|  | | | |
| Desk w/ 1 Drawer | TK2489N | 855 | 868 |
|  | | | |

DIMENSIONS

| | Overall Width | Overall Depth | Overall Height | Shipping Weight | Cubes |
|---------|---------------|---------------|----------------|-----------------|-------|
| TK1489N | 47.25 | 19.75 | 30 | 101 | 18 |
| TK2489N | 47.25 | 19.75 | 30 | 112 | 18 |

The dimensions above apply to codes starting with "T" as well.

REQUIRED TO SPECIFY

1. **Model number** (above)
2. **Top Material/Top Edge Profile** (below)
3. **Front Style** (above)
4. **Pull Style** (Page 7)
5. **Top Color** (Page 7 note color selection)
6. **Case Color** (Page 7 note color selection)
7. **Options** (below)

TOP MATERIALS: (Page 7)**LIST**

| | | |
|-----------------------------|--------------------------------------|-----|
| Laminate W/ Polymer Edge | - L (with Edge Profile A) | N/C |
| HP Laminate W/ Polymer Edge | - P (with Edge Profile A) | 76 |
| Seamless Thermoformed Vinyl | - B or C (with Edge Profiles B or C) | 170 |

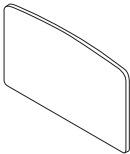
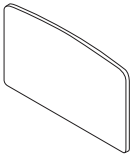

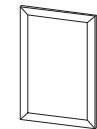
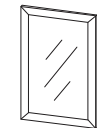
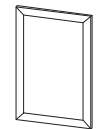
JUNO DESK OPTIONS**LIST**

| | |
|---------------------------------|-----|
| Locking Top Drawer or Door - LK | 44 |
| Laminate Drawer - DR | N/C |
| Extended Top Overhang - EX | N/C |
| Master Key - MK | 38 |

MODEL CODE KEY

| Product Line | Description | Style | Width | Base Style | Orientation (hinge side when facing cabinet) |
|--------------------|-------------|----------|-----------|--------------------|---|
| T | K | 1 | 48 | 9 | N |
| Units without Legs | Desk | Shell | | no legs or casters | Not Applicable |
| | | 2 | | | |
| | | 1 Drawer | | | |

JUNO | HEADBOARD/FOOTBOARD, MARKERBOARD, MIRROR & CORKBOARD

| Description/Model | Price | Overall Width | Overall Depth | Overall Height | Shipping Weight | Cubes |
|--|-------|---------------|---------------|----------------|-----------------|-------|
| Headboard TF1369N | 407 | 36 | 0.75 | 22 | 17 | 1 |
|  | | | | | | |
| Footboard TF2369N | 319 | 36 | 0.75 | 16 | 13 | 0.75 |
|  | | | | | | |
| Mounting Legs (2) TF3029N | 214 | 2.375 | 0.75 | 30 | 3 | 0.25 |
|  <p>ORDERING NOTES: Legs are used to attach a headboard to a bed frame. Mounting Legs are solid maple in a clear finish. Hardware is not included.</p> | | | | | | |
| Wall Mount Markerboard TMB209N | 444 | 20 | 0.75 | 32 | 11 | 1.2 |
|  | | | | | | |
| Wall Mount Mirror - Glass TGM209N | 511 | 20 | 0.75 | 32 | 17 | 1.2 |
|  | | | | | | |
| Wall Mount Corkboard TTB209N | 444 | 20 | 0.75 | 32 | 9 | 1.2 |
|  <p>ORDERING NOTES: Laminate frames are supplied around markerboards, mirrors, and corkboards.</p> | | | | | | |

Required to Specify:

- 1. Model number
- 2. Color (Page 7)
- 3. Options (below)

JUNO HEADBOARD/FOOTBOARD OPTIONS \$LIST

Custom Cutout - CC
-per headboard or footboard

\$123

JUNO | OVERBED TABLES - FEATURES & OPTIONS

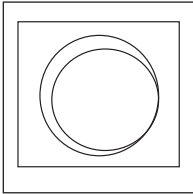
Top Shape R is available in High-Pressure Laminate with Polymer Edges. Top Shapes K, C, and P are Seamless Thermoformed Vinyl and include a spill-guard edge as standard.




High-Pressure
Laminate Edge



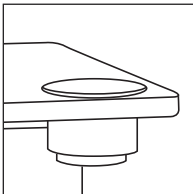
Seamless
Thermoformed Vinyl
with Spill-guard Edge




INTEGRATED SEAMLESS CUP HOLDER
The Integrated Seamless Cup Holder is available on the thermoformed vinyl tops. It is 3/8" deep and 2 1/2" in diameter. A drawing must be supplied to show the location. Two cup holders are standard on thermoformed vinyl tops when a dual top model is ordered.



VANITY DRAWER AND MIRROR
Overbed tables have the option of a vanity drawer to store patients personal items. This drawer includes a mirror and is non-locking. Please include on the order.



RECESSED CUP HOLDER
The Recessed cup holder is a molded flexible insert with an opening in the bottom. The inner dimensions are 3.5" diameter by 2.6" deep. It fits in a cut-out in the top. The opening is edge banded. A drawing must be supplied to show the required location.



STORAGE BASKETS
Powder-coated wire brackets are available in 3 sizes - 9" x 9" x 10", 10" x 6" x 9" and 5" x 5" x 4".


VINYL COLORS:



Champagne



Hardrock Maple




Copper




Shiraz Cherry




Gingerbread



Park Avenue Walnut



Chocolate



Nutmeg



Dark Walnut



Ash




Portobello



Willow





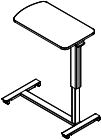
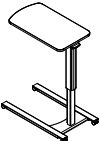

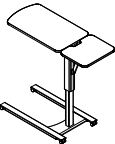


Platinum



Designer White

JUNO | OVERBED TABLES

| TOP SHAPES | | | | | |
|---|---------|---|---|---|---|
| | | Rectangular High-Pressure Laminate with Polymer edges. | | Kidney, Rectangular and Peanut Seamless Thermoformed Vinyl. | |
| | |  |  |  |  |
| Description/Model | | Rectangular - R | Kidney - K (LorR) | Rectangular - C | Peanut - P |
| Overbed Table w/ H - Base | TO1304N | 1228 | 1257 | 1257 | 1257 |
|  | | | | | |
| Overbed Table w/ U - Base | TO2304N | 1228 | 1257 | 1257 | 1257 |
|  | | | | | |
| Dual Top Overbed Table w/ H - Base | TO3304N | n/a | n/a | 2163 | 2163 |
|  | | | | | |
| Dual Top Overbed Table w/ U - Base | TO4304N | n/a | n/a | 2163 | 2163 |
|  | | | | | |

DIMENSIONS

| | Overall Width | Overall Depth | Overall Height Range | Shipping Weight | Cubes |
|---------|------------------|------------------|-------------------------|--------------------|-------|
| TO1304N | 30 | 16 | 27/43 | 50 | 15 |
| TO2304N | 30 | 16 | 27/43 | 50 | 15 |
| TO3304N | 30 | 16 | 27/43 | 54 | 15 |
| TO4304N | 30 | 16 | 27/43 | 54 | 15 |

ORDERING NOTES: Cubes shown above are for 2 overbed tables per carton. The overall height of the U-base including casters is less than 2" and the H-base is 3.25"

REQUIRED TO SPECIFY

- 1. Model number (above)
- 2. Top Shape/Material (above - Kidney please choose left or Right facing)
- 5. Top Color (Page 7 note color selection)
- 6. Base Color (Page 7 note color selection)
- 7. Options (below)

JUNO OVERBED TABLE OPTIONS

| | \$LIST |
|-------------------------------------|--------|
| Vanity Drawer & Mirror - VM | 340 |
| -per headboard or footboard | |
| Storage Basket | |
| 9" x 9" x 10" - B1 | 148 |
| 10" x 6" x 9" - B2 | 148 |
| 5" x 5" x 4" - B3 | 148 |
| Integrated Seamless Cup Holder - IC | N/C |
| Recessed Cup Holder - RC | 118 |

GENERAL INFORMATION

Terms and Conditions

Net 30 days on approved credit. A late payment charge of 1% per month will be applied on overdue invoices. This charge will be pro-rated to the number of days past 30 days that the invoice is overdue. All applicable sales taxes are extra. Distribution of this price list does not in itself constitute an offer to sell. Orders can be received only from authorized Krug dealers. Acceptance of any order and terms of sale may be established at the discretion of Krug. Deposits are required on orders received from new accounts as well as on large or special orders. Krug reserves the right to discontinue designs, or to change designs, construction, prices, or materials without notice.

Contact Information

Phone: 1.888.578.KRUG (5784) | Fax: 1.519.748.5177

Purchase Order Fax: 1.888.236.4783

Purchase Order E-mail: orders@krug.ca

Web: www.krug.ca E-mail: solutions@krug.ca

Customer Service Hours

Please note customer service hours are:

8:30 am to 5:00 pm est

Customer Satisfaction

It is the primary goal of Krug and our staff to ensure the complete satisfaction of our customers with our products and performance. If a problem arises with a Krug product after the expiration of the limited warranty period, Krug will exercise its best efforts to achieve the satisfaction of the customer in a manner that is fair to all concerned.

Order Acknowledgments

Each order will be acknowledged via e-mail or fax. This acknowledgment is the final agreement between Krug and the customer, superseding all previous communications regarding the purchase order. Where there is a discrepancy on a purchase order between a product code and a description, Krug will make every effort to resolve the discrepancy, but will be ruled by the product code ordered. Please check all acknowledgments for accuracy, and advise Krug of any discrepancies with a purchase order.

Order Cancellation

Krug reserves the right to not accept or allow cancellation of orders. All products are manufactured on a custom-made, make-to-order basis, and the purchasing, engineering and production of orders begins shortly after order placement - and the customer purchase order is a contract that authorizes Krug to manufacture the products. Acceptance of order cancellation (or partial cancellation) is solely at the discretion of Krug, and is dependent on the extent to which engineering, purchasing and manufacturing has been initiated by the time cancellation is requested. No order cancellations (partial or otherwise) are allowable more than 4 weeks from date of order placement (as order production is unable to be terminated by that point), and full payment of the acknowledged order value is required for any orders cancelled after 4 weeks. Cancellations may be allowable in less than 4 weeks after order placement, depending on the extent to which manufacturing has been initiated. An acceptance of order cancellation requires that the purchaser agrees to make payment for all costs incurred to the point of acceptance of cancellation. Cancellation charges include all costs for purchase of dedicated material and components, engineering costs for non-standard products, and all costs for manufacturing completed to that point, as well as a \$367 net charge for processing of the original order and for processing of cancellation invoicing.

Pricing

Krug endeavors to ensure that all prices in this price list reflect accurately our current prices. However, errors do occur and will be rectified through notices to the field. Krug reserves the right to acknowledge pricing that may be different from the price list.

Storage Charges

Krug reserves the right to assess a nominal storage charge if a customer does not accept shipment of an order within a week of the ship date.

Warranty

Krug warrants the construction and the finish of all our products to be free from defects in materials and workmanship for the lifetime of their use. This warranty is applicable to products in use by their original purchaser. This warranty does not apply to components not manufactured by Krug including textiles, which are subject to the specific warranties of those manufacturers, if any. Textiles (fabric, leather, vinyl, or any other covering material) suppliers do not guarantee their products for durability and color fastness, and nor does Krug. Casters, mechanical and electrical components have a warranty of five years from the date of purchase. The Krug warranty does not apply to COM-specified materials, damage caused by a carrier other than Krug, or variation in wood finishes due to natural wood color variation. Krug cannot be held responsible for variations in fabric dye lots from order to order. All fabric is carefully inspected when it is received, but a degree of variation in color should be expected. Repairs or replacement of any defect covered under this warranty by Krug will be made, at our option and method, at no charge to the original purchaser during the warranty period. Krug's judgement is final and binding with respect to the nature or cause of defects or damage, and the necessity or manner of repair or replacement.

This warranty does not apply to defects or damage resulting from:

- normal wear and tear occurring with the use of the product
- negligence, misuse, excessive use, alteration, improper cleaning or repair
- substitution or use of incorrect or unauthorized components or material
- handling or installation that is incorrect, or that causes damage or defect
- damage incurred by a freight carrier other than Krug
- wearing of finishes and fabrics, and normal variations in materials (including dye lot variations)
- properties of natural materials, including wood and leather
- exposure to environments with uncontrolled temperature and humidity (products must be transported, stored and used in climate-controlled conditions)

Note, specific warranties for components and materials not manufactured by Krug:

Jordan Sleepers Heavy-Duty Mechanism, made with heavy gauge steel and minimal moving parts - is backed by a 5-year warranty on the mechanism itself, in addition to the lifetime warranty on the rest of the product. If it does become damaged or degraded, the mechanism can be field-replaced.

Juno and Trevisa Overbed Tables have a 2-year warranty.

Blanket Wrapping

Krug will blanket wrap larger seating orders at customer's request. Please indicate on your purchase order and contact Customer Service.

Export Packaging

Krug is pleased to provide the option for export packaging on all our products, to provide additional protection from damage. For shipments overseas, a quote for export packaging can be provided, based on the products to be ordered and the delivery destination - please contact Customer Service or Bids & Specification Support for more information and a quotation. KRUG is not responsible for shipment damage occurring on overseas shipments

Export Packaging is STRONGLY RECOMMENDED for:

- (A) all shipments outside of the lower 48 states and Canada.
- (B) all shipments that will be held in storage for an extended period prior to installation.

Important: Please note that Krug will not be responsible for damage claims on product shipped or stored in the above conditions but where export packaging has not been utilized.

Dimensions

Dimensions are in inches and approximate, and subject to change without notice. Contact Customer Service if dimensions are critical.

GENERAL INFORMATION

Freight Terms and Conditions

1. All product is shipped FOB the Krug factory. Freight is either pre-paid to the destination or not pre-paid, depending on established customer specific freight terms.

2. Docks at the selected delivery location must be equipped to handle a 53' trailer. If a dock is inadequate for delivery by Krug, Krug will re-deliver to another local location and any additional costs will be charged to the customer.

3. For all deliveries, it is understood that Krug or its agent is making a dock delivery only (equipped to handle a 53' trailer), and any further work of truck unloading, delivery beyond the dock, installation, and removal of packaging is not authorized or paid for by Krug.

4. Drop shipments to the installation site, and timed deliveries, are available on larger shipments (full truckloads or slightly less) at no additional charge. Drop shipments or timed deliveries for smaller shipments may not be available, or if available will require a surcharge. Deliveries on an after hours basis, or on weekends, or any other special requirements, may be subject to a surcharge. Location and contact information, and the requested time of delivery, is required at least one week prior to the acknowledged shipment date. If this information is not provided one week in advance, or if the location or time of the drop shipment is changed less than one week in advance, a surcharge may be applied, and/or the drop shipment may not be scheduled. For deliveries requested Monday to Thursday after 5:00 pm, please apply a surcharge of \$262/shipment. For deliveries requested Monday to Friday before 7:00 am, please apply a surcharge of \$262/shipment. For deliveries requested Friday (after 3:00 pm) or weekends, please apply a surcharge of \$525/shipment. (local times).

5. For all deliveries - whether to the Customer location or drop shipment - any circumstances that result in the delay of our carrier (including unsuitable receiving facilities, or facilities not open or available), service charges will be applied at the rate of \$78/hour. Where re-delivery is necessary because of these circumstances, the full cost of re-delivery will be charged. If Less Than Truck Load is delivering, one hour is allocated to unload. Any additional time required to unload after the first hour is \$78/hour. If a Truck Load is delivering the order, three hours is allocated to unload. Any additional time required to unload is \$78/hour. Direct deliveries to site for large orders are possible, (must exceed \$60,000 net), and accommodate 48 - 53' trailers. Krug is responsible for delivery to the approved delivery address. If an address change is required, this must be authorized by Krug 5 business days prior to ship date. Any additional delivery costs incurred after this time will be charged to the customer.

Product Strength and Durability Testing

All Krug products have been thoroughly tested, and exceed the testing requirements of ANSI/BIFMA seating standard. Specific test results and documentation are available on request.



Installation Support

For assistance please contact Technical Support at 1-888-578-5784 x216 or e-mail installationhelp@krug.ca and you will be directed to the appropriate installation support person.

Damaged Shipments

All Krug product is well engineered, carefully inspected, and expertly loaded onto our trucks at our Distribution Center. If you receive any damaged freight, we ask that you do not refuse the shipment. Krug is not responsible for damage to goods that occurs in transit or

storage. It is the purchaser and/or receiver's responsibility to examine the goods upon receipt and to notify Krug of any damages, overages or shortages. Any discrepancies should be noted on the Bill of Lading. The delivering carrier will not accept responsibility for shortages or damages if signed "clear". Notification of concealed damage claims must be made to Krug Distribution within 5 days of delivery, along with digital pictures if available. All product and packaging must be available for inspection. Krug liability ceases after 5 business days and Krug will not be responsible for concealed damages if shipments are left unopened. Krug is not responsible for the condition of product that is stored or installed in an environment where temperature and humidity are not controlled.

Field Product Report Authorization

Krug's written authorization, in the form of an FPR number, must be obtained prior to incurring charges of any kind if Krug is expected to pay these charges. This includes authorization for returns, field repairs and replacements, post field repairs, installation and delivery charges. Krug reserves the right to have its representative inspect product related to any request for such authorizations, prior to that authorization being provided. Deductions from invoices paid for any charges to Krug, without prior written authorization in the form of an FPR, will not be accepted. Digital photographs may be required to complete the FPR process.

Returns

No merchandise may be returned without Krug's prior written consent. In the event of an authorized return, a Field Product Report (FPR) number will be issued, and a restocking charge will apply. Return transportation charges must be prepaid. Unauthorized returns will not be accepted and will be returned freight collect. All merchandise being returned must be properly packaged in its original or comparable replacement packaging to ensure protection of the product during handling and transportation. Returns on orders duplicated by the customer must be received in their original packaging to be accepted. Product being returned where Krug has authorized its liability for replacement or repair will be thoroughly inspected on its return, and the results compared to the reason for the return stated on the FPR. Any discrepancies, such as additional damage, signs of usage, missing parts, etc., will result in an adjustment to the amount of credit issued.

Custom Capabilities

Over 15% of our orders involve some type of custom work, and we invite our customers to make use of our extensive capabilities.

These include:

- 1) Dimensional customization of standard size products
- 2) Custom finishes
- 3) For larger orders, completely custom-designed products, as well as non-standard wood species can be specified.

Custom orders may require additional production lead times. Contact Engineering at the e-mail address engquotes@krug.ca.

Care and Maintenance Leather

Leather is a natural product and requires very little care during use. Most stains can be removed with a clean dry cloth. For stubborn spots and stains, use a mild non-detergent cleaner, rinse well and let air dry naturally. Do not use saddle soap, cleaning solvents, furniture polish, oils, varnish, abrasive cleaners, soaps or ammonia waters.

Fabric Upholstery

Professional upholstery cleaning is recommended.

Flammability Standards for Krug Textiles - Upholstery Program

- Passes State of California Technical Bulletin CAL 117-2013

WOOD FINISHES

Standard wood finishes are:

Finishes on Maple

- Clear Maple
- Honey Maple
- Wheat Maple

NATURAL CHARACTERISTICS OF WOOD

Wood is a natural product with inherent color variations that will never be fully mitigated by the finishing process. Please anticipate variation in colors within a single unit, from piece to piece, and from Krug wood finish samples. If a very close match is required, a sample must be provided with the order and an upcharge will apply. Exact color matches are not possible.

Custom Wood Finishes

Add 10% list to your order for special finishes, minimum upcharge is \$525 list per finish per order. (For example, on all orders up to \$5250 list, an upcharge of \$525 will apply, on orders \$5000 and up add 10% list to your order.)

Special finish upcharges on seating products are calculated on a grade 1 value. For orders with special finishes, a sample that is a minimum 3” by 3” must be received with the order. Special finishes may add additional lead time to production schedules. Since wood is a natural product, some variations in grain, color and stain acceptance will occur. In our finishing processes, we try to minimize variations, but some variation between samples and finished goods should be anticipated.

Dual Finishes

Add 10% list per item if specifying dual finish.

Standard Wood Finishes

No upcharge will be applied when specifying a finish available as standard on one species onto maple seating and occasional tables. Clear finishes are not available on other species since they are a clear finish on top of the natural veneer color.

LAMINATES

Krug’s in-stock Laminates are available in 17 different laminate selections. Please note that 4 of the colors (Gingerbread, Portobello, Ash and Willow) have textured finishes and may not be appropriate for use in patient areas due to infection control concerns. Minimum order quantities and extended lead times may apply for exotic laminate colors, please check with customer service. Polymer Edge will be selected to match the worksurface. Krug’s previous laminate in-stock program will be phased out as in-stock supply depletes. Please contact customer service for availability.

IN-STOCK LAMINATES

| Wood Grain Laminates | Matching High Pressure Laminate | Textured Wood Grain Laminates | Matching High Pressure Laminate |
|----------------------|---------------------------------|-------------------------------|---------------------------------|
| Champagne | Tafisa T492CR | Gingerbread | Tafisa T556UR |
| Hardrock Maple | Formica 86992-58 | Portobello | Tafisa T557UR |
| Dune | Tafisa T491CR | Ash | Tafisa T535AT |
| Copper | Tafisa T521CR | Willow | Tafisa T543AT |
| Shiraz Cherry | Tafisa T472CR | | |
| Park Avenue Walnut | Wilsonart 7984–38 | Solid Laminates | |
| Chocolate | Tafisa T498CR | Designer White | Wilsonart D354-60 |
| Nutmeg | Tafisa T477CR | Platinum | Tafisa T202CR |
| Dark Walnut | Tafisa T469CR | Earth | Tafisa T767CR |
| | | Charcoal | Tafisa T228CR |

PHASE OUT LAMINATES

Almond - Black- Shadows - Edgewood Sycamore - Gunstock Walnut

Non-Stocked Laminates

For specific lead time and application questions, please contact Krug Customer Service for your requirement. Upcharges will be applicable for non-stocked laminates, depending on their cost. Non-stock laminates may require a minimum order quantity, please contact customer service. Stocked polymer edges only can be specified for use with non-stocked laminates or tops will be self-edged.

JUNO | FINISHES


SOLID SURFACE PROGRAM

The Solid Surface option provides an enhanced durability, protection and cleanability. It is available in 8 standard colors and is replaceable if it becomes damaged or degraded. Please contact Customer Service for a quote.

GROUP GRADE A - WHITE




Glacier White



Cameo White

GROUP GRADE A - COLOR




Bisque



Linen

GROUP GRADE B




Antarctica

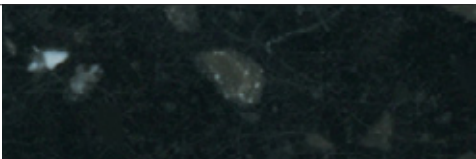


Savannah

GROUP GRADE C



Dove




Deep Night Sky

Krug Textiles - Stocked Fabric Program

Grade 1

ARLO



308 MIDNIGHT



306 PETROL



908 CHARCOAL



93 SEAL



601 PEARL



84 NUTMEG



62 OATMEAL



90 LIMESTONE

FRANKLIN




47 CAMEL



3009 MIDNIGHT



67 FAWN




97 CINDER



94 METAL



909 BLACK



9004 CHARCOAL




308 PETROL



108 ORCHID

COMRADE



309 MIDNIGHT



84 TEAK




63 LINEN



24 ALPINE



905 IRON



601 SNOW



57 MARIGOLD



31 DUCK EGG

FELICITY



601 IVORY



305 SKY




603 TAUPE



93 COAL



405 HENNA



64 PUTTY



62 FAWN



36 BLUEBERRY

KRUG TEXTILES - UPHOLSTERY FABRICS

Krug Textiles - Stocked Fabric Program

Grade 2

GRADDY




25 CAPER



31 SKY



604 FLAX



901 CHAR



93 GRAY



34 SLATE



84 TEAK



98 NICKLE

YATES




84 BIRCH



44 CLAY



87 TAUPE



25 JUNIPER



305 INDIGO



109 CRANBERRY



803 TOAST



92 ZINC



91 SILVER



908 CHARCOAL

MCCOY



608 TUNDRA



601 CREME



908 CHARCOAL



62 COPPER



108 CORDOVAN



32 ROBIN'S EGG




94 MERCURY



84 BARK

ORIS




908 DOMINO




604 BARK



601 CREAM



306 DELFT




902 ZINC



305 MIDNIGHT



64 PUTTY




205 CHARTREUSE


Krug Textiles - Stocked Fabric Program

Grade 3


MORITZ




205 SPEARMINT



61 OYSTER




306 CADET




104 MULBERRY



31 AEGEAN



9008 CHARCOAL



82 CLAY



304 CAPRI

LORENZO



306 INDIGO




24 ALPINE




64 LINEN



91 FLANNEL




32 MIST



601 CREAM



106 HENNA



604 STUCCO

BISCOTTI



302 CAPRI



45 SPICE



61 DESERT



91 GRANITE

INTRIGUE



601 OYSTER



27 OLIVE



4003 OCHRE



908 CHARCOAL



3009 MIDNIGHT



805 PECAN



608 STUCCO



605 STRAW

KRUG TEXTILES - UPHOLSTERY FABRICS




Krug Textiles - Faux Leather Program - Grade 2



Krug Textiles - Leather Program - Grade 8

Please contact Customer Service for specific information on leathers, available colors and lead times.



Krug Textiles - Cut fabric NET price per yard

| | |
|---------|------|
| Grade 1 | \$21 |
| Grade 2 | \$33 |
| Grade 3 | \$44 |

LATEX FREE

Krug products are made with latex-free materials to prevent the allergic reaction that latex causes in some people.

CUSTOMER'S OWN MATERIAL - C.O.M.

Customer's Own Material (COM/COL)

COM/COL must be received three weeks prior to the acknowledged ship date. Orders with COM/COL not received by the required deadline will be delayed. A description of the upholstery cover, including supplier name, pattern name, upholstery cover name and color number must be included with the purchase order.

COM/COL testing requires 3 business days and samples are to be directed to Customer Service. The customer has the option of providing the sample COM/COL before, at time of order, or once the sample COM/COL is received. If the customer does not send a sample for approval in advance of sending actual material, Krug will not be responsible for the cost of any upholstery cover or other material that it determines to be unsuitable for the product or our process.

When the COM/COL upholstery cover is received at Krug, it must be clearly identified with the upholstery cover name and color, and tagged with name of the Krug customer and purchase order number. Krug will inspect all COM/COL upholstery covers when received to determine if it will be suitable for upholstery. Where Krug feels that the upholstery cover or leather specified will compromise the quality or integrity of our products, customers will be contacted to direct these concerns. Further, Krug reserves the right to refuse to accept and use any COM upholstery covers or leathers that will compromise our products in any way that is unacceptable to Krug. Krug cannot assume responsibility for the durability or tailoring quality of customer's own material.

Yardage specified in this price guide is approximate. In the case of multiple product orders, multiply the number of items by the COM yardage specified to determine upholstery cover required, unless otherwise indicated. Additional yardage may be needed if the material is less than 54" wide, or patterned or striped and requires matching. All COMs are cut "up the roll" unless otherwise stated by the customer and after approval by Krug. Krug will not be responsible for directional or positional problems with its application of COM material, unless it has been provided with explicit instructions by the customer. Special instructions should be sent to Krug Customer Service, including a sample (or photocopy) of the upholstery cover. Krug is not responsible for instructions sent with the upholstery cover rolls, or for the method of upholstery if no instructions have been provided.


Price increases and freight charges to COM/COL acquired on the customer's behalf will be passed onto the customer.

Application of Directional Upholstery cover

Some COM upholstery covers will be considered directional by Krug even though they are not considered directional by the supplier. All COMs are automatically cut "up the roll" unless otherwise stated by the customer (please see below).



Standard-Cut
"up the roll"



Non-Standard-Cut
across the roll "railroad"

COM/COL Shipping Procedures

For seating COM/COL upholstery covers, please send upholstery covers to:

Krug Inc.
111 Ahrens Street
Kitchener, Ontario
Canada N2H 4C2

Attention: RECEIVER

COM/COL orders cannot be scheduled into production until the upholstery cover has arrived and inspection is complete.

All packages must be clearly marked

"For Customs Clearance by Willson International Custom Brokers".

According to the North American Free Trade Agreement (NAFTA), goods shipped between the United States and Canada can qualify for exemption from all duties, or for a reduction in duties, if the goods can be proven to originate in either the United States, Canada or Mexico.

Canada Customs requires that a NAFTA Certificate of Origin and a Commercial Invoice be completed and sent with the upholstery cover shipment. The Commercial Invoice must clearly state the description of the upholstery cover, the selling price, the make-up or content, and the purchaser. The absence of these two documents will delay the shipments at the U.S./Canada border, thereby potentially delaying the customer order. If the total value of the shipment is less than \$1200 U.S., Customs will accept a Low Value Statement of Origin in place of the NAFTA Certificate of Origin. The Low Value Statement must be signed by a representative of the exporting company. This statement may either be included on the commercial invoice or attached to the invoice. Krug is happy to answer any questions or concerns about COM/COL shipping procedures and the required documents.

CAL 133 & Moisture Barrier

California Technical Bulletin 133 is a flammability test for seating. Krug offers a compliance method which, in combination with non-flammable upholstery covers, may enable the products to meet certification requirements for this test. This process at the same time also provides the products with a Moisture Barrier - a treatment that helps to prevent the passage of liquids and moisture to inside of upholstered components - thereby conferring sanitary and anti-infection benefits. So when CAL 133 is specified, the product also automatically has a Moisture Barrier, and when a Moisture Barrier is specified, the product also features the compliance method and low flammability features of CAL 133.

The application of this upcharge and the compliance method does not mean that the specific configuration of product and upholstery cover are tested and officially certified as being CAL 133 compliant. If official certification is required, Krug will provide this (through an independent certified testing laboratory) at a charge of \$874 per item, plus the cost of the product to be tested. Lead time for certification testing is typically 4-8 weeks. Krug assumes no responsibility for the testing of our products in combination with upholstery covers, or for the results of any testing conducted. Some specific configurations of product and upholstery have already been tested. Please contact Customer Service for additional information.

C.O.L. Yardage

To calculate C.O.L. yardage required, please use the following conversions based on COM yardage: Leather must be ordered in square footage.

- 17 square feet in a yard
- Approx. 3 yards in a hide
- Approx. 51 square feet in a hide
- Please use grade 3 pricing for COL

Upholstery Cover Yardage Calculation

To calculate yardage required for COM and other non-standard upholstery cover orders, please contact Krug Customer Service at 1.888.578.5784. Unless otherwise stated, upholstery cover rolls are assumed to be a minimum 54" wide. Please use the guide below to calculate the percentage of extra upholstery cover required to cover large repeats. The repeat is calculated by adding both the vertical and horizontal measurements together and then referring to the chart below for extra yardage required.

| | | 2"-14" | 15"-19" | 20"-27" | 28"-36" |
|--------|-------|--------|---------|---------|---------|
| FABRIC | Plain | Repeat | Repeat | Repeat | Repeat |
| 54 | 0% | 10% | 15% | 20% | 25% |
| 53-50 | 16% | 20% | 25% | 30% | 35% |
| 48 | 16% | 25% | 30% | 35% | 40% |
| 45 | 40% | 50% | 55% | 60% | 65% |
| 36 | 50% | 60% | 65% | 70% | 75% |

GRADED-IN UPHOLSTERY PROGRAMS

Krug has partnered with several textile brands to grade in their offerings, designed to provide a wide range of upholstery selections for our seating products.

Upholstery pricing and availability is subject to change without notice. We grade this upholstery according to the pricing of the fabric suppliers - when their pricing changes, the Krug grade may change.

When placing an order, a Krug customer must specify the complete upholstery number, along with the appropriate Krug model number and finish. Krug will supply the complete product at the prices listed. Orders specifying graded-in upholstery cannot be cancelled once the upholstery has been ordered.

Upholstery Grades

To determine the price of a product for graded-in upholstery, use the reference lists located on Krug's website under - Products - Textiles, to view the upholstery grade (1-9). Krug is not responsible for the discontinuation of this upholstery. Please contact Customer Service for information on upholstery not listed.

When two upholstery selections are specified for use on seating, the higher grade upholstery price will apply to the order.

High Performance upholstery; Polyurethane, Vinyl or Crypton, is particularly suitable for healthcare and other intensive-use environments.

Upholstery Samples

If you require additional samples or memos for presentation, please contact fabric supplier directly.

Flammability Standards

- Tunnel Test Surface Ratings Class A rating
- Class 1 UFAC
- Passes State of California Technical Bulletin 117-Section E

Please contact fabric supplier directly for further flammability information pertaining to specific upholstery.

Special Conditions

Acknowledgments will give the estimated delivery date of the finished product. Some upholstery is imported, and availability may affect estimated delivery time. For large projects, please contact fabric supplier directly for availability of yardage.

KRUGEXPRESS PROGRAM

PROGRAM DETAILS

KrugExpress orders are ready to ship by the date acknowledged. Delivery and shipping schedules may result in actual shipping of orders at a later date. Statutory holidays and scheduled factory vacations may add to acknowledged lead times of *KrugExpress* orders. Unless otherwise specified on the order, the customer's standard method of shipping Krug products will be utilized.

Available factory capacity for *KrugExpress* is filled by orders received on a "first come, first serve" basis. If the normal *KrugExpress* lead time is not available for your order because available capacity has been filled, you will be immediately advised of the earliest available ready-to-ship date. Please consult your Customer Service representative in advance if you wish to confirm the specific lead time availability for a *KrugExpress* order.


Orders must be received by midnight of a given day for that day to be considered the official day the order is received. Order lead times are acknowledged from the date the order is received, but not including the date the order is received.

KrugExpress orders must be "clean" when received in order to be considered officially received on a given day, and lead times will be acknowledged from the date orders are determined to be "clean". Changes to *KrugExpress* orders are not allowed under any circumstances.

Orders for product on *KrugExpress* must clearly state: "*KrugExpress*".

COM and graded-in upholstery is available on Krug Express. Orders are scheduled on Krug Express, and given the best available date, when the upholstery is received at Krug. Some conditions apply.

Please note that the CAL 133 option is not available on *KrugExpress*.



FSC
www.fsc.org
FSC® C021699

The mark of responsible forestry



All products are air emissions certified and are available as FSC® certified

krug

solutions@krug.ca | www.krug.ca | 1.888.578.KRUG