

**KARMA**  
Price and Specification Guide  
**CANADA**



# TABLE OF CONTENTS

## **KARMA**

- 2 Karma LEED Credit Summary
- 3 Karma Product Features
- 4 Karma Options & Behavioral Health Options
- 5 Karma Dimensions & COM Requirements
- 6 Karma Leg Base
- 9 Karma Caster Base
- 10 Karma Sled Base

## **KARMA | STOOL**

- 13 Karma LEED Credit Summary
- 14 Karma Easy Access
- 15 Karma Counter Stool

## **KARMA | BEHAVIORAL HEALTH**

- 16 Karma Behavioral Health Features & Options
- 17 Karma Behavioral Health Pricing

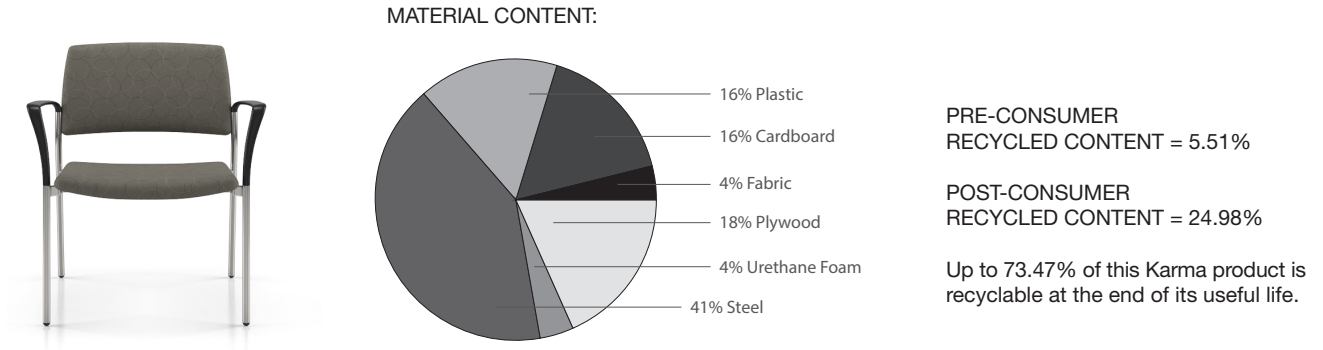
## **KARMA | TABLES**

- 20 Karma LEED Credit Summary
- 21 Karma Free Standing Tables
- 21 Karma Linking Tables
- 24 Karma Linking Table Configurations

## **GENERAL INFORMATION**

- 25 Terms & Conditions
- 25 Warranty
- 27 Wood Finishes
- 27 Standard Laminates
- 28 Solid Surface Program
- 28 Metal Finishes
- 28 Urethane Color Options
- 29 KRUG Textiles - Upholstery Fabrics
- 29 KRUG Textiles - Leather & Faux Leather
- 30 Customer's Own Material (COM/COL)
- 30 CAL 133 & Moisture Barrier
- 31 Graded-In Upholstery Programs
- 31 *KRUGEXPRESS* Program

LEED CI CREDITS



CONTRIBUTES TO

CREDIT 2.1 - 2.2	Construction Waste Management	1-2 point(s)
CREDIT 3.3	Resource Reuse	1 point
CREDIT 4.1	Recycled Content	1 point
CREDIT 4.2	Recycled Content	1 point
CREDIT 4.5	Low Emitting Materials, Systems & Seating	1 point
CREDIT 5.1	Regional Materials*	1 point
CREDIT 7	Certified Wood (MUST BE REQUESTED)	1 point(s)

\*This credit is only applicable if in total 20% of the combined value of the procurement of construction materials and in the furniture are manufactured within a radius of 500 miles. This credit will apply if the installation of the finished product occurs within 500 miles of Kitchener, Ontario.

level® CERTIFICATION, AIR EMISSIONS AND FSC® CERTIFICATION



**level® CERTIFICATION**

BIFMA's e3 Furniture Sustainability Standard is a voluntary, multi-attribute standard that measures the degree of sustainability of furniture. This standard evaluates product and company environmental attributes and compliance systems in a wide range of elements which include Materials, Energy & Atmosphere, Human & Ecosystem Health and Social Responsibility. Karma products have earned level®, BIFMA's sustainability certification program for furniture, certification through third-party verification against the e3 standard.



FSC  
www.fsc.org  
FSC® C021899

The mark of responsible forestry

**AIR EMISSIONS**

All Karma products are supplied air-emissions certified. Contact customer service for information.

**FSC®**

In 2005, Krug received Forest Stewardship Council® (FSC®) Chain-of-Custody certification for our manufacturing facilities. The FSC® Chain-of-Custody tracks certified wood from seedling to final sale. It verifies that the material for our FSC® certified products only come from well-managed, FSC®-certified forests and other controlled sources. FSC® is dedicated to the promotion of responsible forest management worldwide helping to take care of forests for future generations. Karma and other Krug products can be specified with FSC® Certification. Contact customer service for further information, pricing and lead times.



Architects, designers, and building professionals can specify FSC®-certified products in order to achieve a point from the US Green Building Council's Leadership in Energy and Environmental Design (LEED) Rating System.

# KARMA | FEATURES



## DESIGNED FOR COMFORT

The seat features an enhanced standard foam thickness, combined with our proprietary webbing suspension system, to provide superior comfort and a longer life cycle. The back is contoured and angled to provide supportive sitting.



## WALL SAVER

The angle of the back and the rear legs are designed to keep the back away from the wall, to prevent wear and damage to both the chairs and to the walls of the facility.



## STACKING

Karma stacks 7 high on the floor, and 12 chairs on the dolly. The optional Underseat Cover can be specified to help prevent indenting of seat upholstery on chairs that will be stacked. Karma chairs with the Sled Base option do not stack.



## LIGHT GREY POLYMER BACK

Polypropylene backs are injection molded, with Light Grey pigment diffused throughout the mold, featuring a compound that provides UV resistance to fading and brittleness from exposure to light. Backs have a minimum wall thickness of 5 mm, providing excellent strength and shock resistance.



## POLYMER ARM

Karma arms are durable, comfortable, and long lasting. They are made with injected polymer that is a solid color throughout the arm and are available in four color options: Black, Grey, Light Grey and Taupe.



## STANDARD GLIDE

Karma's black domed polymer glides are non-adjustable, and field-replaceable if damaged or degraded. Ideal for carpeted flooring. For additional glide options, Floor-Saver and Non-Slip see [page 4](#).



## REPLACEABLE COMPONENTS

Karma is designed to allow major components to be field replaced, providing a very cost effective means to significantly extend the life of the product.



## TANDEM SEATING

Karma chairs, and in-line tables, are designed to be instantly converted to (or ordered as) tandem seating. Armed and armless chairs can be connected - when joining arm chairs the positioning prevents a pinch point between the arms. In-line tables can be configured between chairs or as end tables. And the tandem components can be easily removed to convert to freestanding.



## TABLES

Karma tables are Solid Beech & Maple edges with 1 7/8" Veneered tops. Tables are available in laminates with wood or laminates with Polymer edge. See [page 28](#) for laminate information.



## EASY ACCESS CHAIR

This chair, designed for hip surgery patients and other applications where a higher seated position is desired, has a removable footrest that is 8" in depth, with a non-slip tread. The footrest can be swung up and inward to facilitate cleaning and eliminate the trip hazard.

## FRAME COLORS AVAILABLE

The Karma Leg is available in 2 standard finishes; Silver Metallic and Matte Black. Polished Chrome is also available for an upcharge.

## WEIGHT CAPACITIES

Karma has been laboratory tested to meet a weight capacity of 500 lbs, in all versions: arm and armless, and all widths (including the Plus upgrade).

[Karma Images | www.krug.ca](#)



## REMOVABLE COVERS & REPLACEMENT COMPONENTS

Optional Removeable seat and back covers are available on Karma. Replacement Removable covers are available for products that were originally ordered with the Removable cover option.



## CASTERS OPTION

Karma features durable low profile 1 1/2" diameter casters in black nylon offering an impressive 500lb load rating. Caster models are available in Silver Metallic only. Karma chairs with the caster option do not stack.



## FLOOR SAVER GLIDE

Karma's Floor Saver Glides are a larger, white, nylon glide incorporating a much larger surface area, and is a self-adjusting to help protect LVT, vinyl, tile, or hardwood where risk of marking might occur. Available at a **\$36 list** upcharge per unit



## NON-SLIP GLIDE

Features a much larger surface area and is also self-adjusting. It also features a softer outer coating to hold and prevent chair from sliding on LVT, vinyl, or tile flooring. Perfect for more slippery/smooth floor areas where prevention of chair movement is required. Available at a **\$36 list** upcharge per unit.



## SLED BASE OPTION

Optional Sled Base frames are available in Silver Metallic and Matte Black. The integrated steel rail spans between the front and rear legs which are fitted with black nylon glides. Karma chairs with the Sled Base option do not stack.



## POLYMER SHROUD

As an alternative to the standard dust cover under the seat, this option, in black polymer, closes off the underside of the chair, functioning as a cleanable Splashguard to protect the interior from moisture. It also assists in chair stacking, by distributing the weight to eliminate any indentations in the seat upholstery.



## COMBINATION UPHOLSTERY COVERS

When combination upholstery is specified with fabric of the same grade or COM, an upcharge for dual fabrics is **\$32 list** per unit. When graded in combination upholstery is selected, use the highest grade upholstery selected or to obtain a quote for blended grading contact Customer Service (please provide the fabrics specified and location of where each fabric is to be applied on the product).

## CAL 133 & MOISTURE BARRIER

California Technical Bulletin 133 is a flammability test for seating. Krug offers a compliance method which, in combination with non-flammable upholstery covers, may enable the products to meet certification requirements for this test. This process at the same time also provides the products with a Moisture Barrier - a treatment that helps to prevent the passage of liquids and moisture to inside of upholstered components - thereby conferring sanitary and anti-infection benefits. So when CAL 133 is specified, the product also automatically has a Moisture Barrier, and when a Moisture Barrier is specified, the product also features the compliance method and low flammability features of CAL 133.

The application of this upcharge and the compliance method does not mean that the specific configuration of product and upholstery cover are tested and officially certified as being CAL 133 compliant. If official certification is required, Krug will provide this (through an independent certified testing laboratory) at a charge of \$874 per item, plus the cost of the product to be tested. Lead time for certification testing is typically 4-8 weeks. Krug assumes no responsibility for the testing of our products in combination with upholstery covers, or for the results of any testing conducted. Some specific configurations of product and upholstery have already been tested. Please contact Customer Service for additional information.







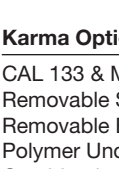
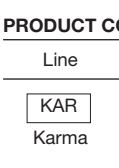


# KARMA | DIMENSIONS & COM REQUIREMENTS

	Overall Width	Overall Depth	Overall Height	Seat Height	Arms From Floor	Between Arms	Seat Depth	Shipping Weight/box			COM YRD	Cubes
								1 Chair	2 Chairs	3 Chairs		
Leg Base Stacking Chair Upholstered												
Armless												
KAR2C-18.5	20.2	21.9	33.9	18	n/a	n/a	17	22.5	41	59.5	1	18
KAR2C-22	23.7	21.9	33.9	18	n/a	n/a	17	24	44	64	1	18
KAR2C-26	27.7	21.9	33.9	18	n/a	n/a	17	25.5	47	68.5	1.7	21
With Arms												
KAR2C-18.5	24.5	21.9	33.9	18	26.8	18.5	17	24	44	64	1	18
KAR2C-22	28	21.9	33.9	18	26.8	22	17	25.5	47	68.5	1	18
KAR2C-26	32	21.9	33.9	18	26.8	26	17	27	50	73	1.7	21
Leg Base Stacking Chair Wood Back												
Armless												
KAR2C-18.5	20.2	21.9	33.9	18	n/a	n/a	17	22.5	41	59.5	0.7	18
KAR2C-22	23.7	21.9	33.9	18	n/a	n/a	17	24	44	64	0.7	18
KAR2C-26	27.7	21.9	33.9	18	n/a	n/a	17	25.5	47	68.5	0.7	21
With Arms												
KAR2C-18.5	24.5	21.9	33.9	18	26.8	18.5	17	24	44	64	0.7	18
KAR2C-22	28	21.9	33.9	18	26.8	22	17	25.5	47	68.5	0.7	18
KAR2C-26	32	21.9	33.9	18	26.8	26	17	27	50	73	0.7	21
Leg Base Stacking Chair Polymer Back												
Armless												
KAR2C-18.5	20.2	21.9	33.9	18	n/a	n/a	17	22.5	41	59.5	n/a	18
With Arms												
KAR2C-18.5	24.5	21.9	33.9	18	26.8	18.5	17	24	44	64	n/a	18
Caster Base Chair Upholstered - With Arms												
KAR2C-18.5	24.5	21.9	33.9	18	26.8	18.5	17	24	44	64	1	18
KAR2C-22	28	21.9	33.9	18	26.8	22	17	25.5	47	68.5	1	18
Caster Base Chair Wood Back - With Arms												
KAR2C-18.5	24.5	21.9	33.9	18	26.8	18.5	17	24	44	64	0.7	18
KAR2C-22	28	21.9	33.9	18	26.8	22	17	25.5	47	68.5	0.7	18
Caster Base Chair Polymer Back - With Arms												
KAR2C-18.5	24.5	21.9	33.9	18	26.8	18.5	17	24	44	64	0.7	18
Sled Base Chair Upholstered												
Armless												
KAR2C-18.5	20.2	21.9	33.9	18	n/a	n/a	17	25.5	-	-	1	18
KAR2C-22	23.7	21.9	33.9	18	n/a	n/a	17	27	-	-	1	18
KAR2C-26	27.7	21.9	33.9	18	n/a	n/a	17	28.5	-	-	1.7	21
With Arms												
KAR2C-18.5	24.5	21.9	33.9	18	26.8	18.5	17	27	-	-	1	18
KAR2C-22	28	21.9	33.9	18	26.8	22	17	28.5	-	-	1	18
KAR2C-26	32	21.9	33.9	18	26.8	26	17	30	-	-	1.7	21
Sled Base Chair Wood Back												
Armless												
KAR2C-18.5	20.2	21.9	33.9	18	n/a	n/a	17	25.5	-	-	0.7	18
KAR2C-22	23.7	21.9	33.9	18	n/a	n/a	17	27	-	-	0.7	18
KAR2C-26	27.7	21.9	33.9	18	n/a	n/a	17	28.5	-	-	0.7	21
With Arms												
KAR2C-18.5	24.5	21.9	33.9	18	26.8	18.5	17	27	-	-	0.7	18
KAR2C-22	28	21.9	33.9	18	26.8	22	17	28.5	-	-	0.7	18
KAR2C-26	32	21.9	33.9	18	26.8	26	17	30	-	-	0.7	21
Sled Base Chair Polymer Back												
Armless												
KAR2C-18.5	20.2	21.9	33.9	18	n/a	n/a	17	25.5	-	-	0.7	18
With Arms												
KAR2C-18.5	24.5	21.9	33.9	18	26.8	18.5	17	27	-	-	0.7	18
Yardage for Individual Components												
			Back	Seat								
			0.50	0.75								
			0.50	0.75								
			1.00	0.75								

## DIMENSIONS:

All dimensions are in inches and approximate and are subject to change without notice. Contact Customer Service if dimensions are critical.

# KARMA | LEG BASE

DESCRIPTION/MODEL	COM		COL		FABRIC GRADES			LEATHER		
	1	2	3	4	5	6	7	8	9	
	18.5" Leg Base, Matte Black or Silver Metallic - Upholstered Seat & Polymer Back, No Arm with Standard Dust Cover KAR2-18.5L_PNAD									
	404	429	453	485	526	558	596	644	693	
	18.5" Leg Base, Polished Chrome - Upholstered Seat & Polymer Back, No Arm with Standard Dust Cover KAR2-18.5LCPNAD									
	504	529	553	584	625	658	696	743	790	
	18.5" Leg Base, Matte Black or Silver Metallic - Fully Upholstered, No Arm with Standard Dust Cover KAR2-18.5L_UNAD									
	437	463	487	518	559	592	630	678	727	
	18.5" Leg Base, Polished Chrome - Fully Upholstered, No Arm, and Standard Dust Cover KAR2-18.5LCUNAD									
	538	562	586	618	659	691	729	777	825	
	18.5" Leg Base, Matte Black or Silver Metallic - Upholstered Seat & Wood Back, No Arm with Standard Dust Cover KAR2-18.5L_WNAD									
	468	484	492	511	531	544	567	591	615	
	18.5" Leg Base, Polished Chrome - Upholstered Seat & Wood Back, No Arm with Standard Dust Cover KAR2-18.5LCWNAD									
	568	582	592	611	630	645	666	691	716	
	18.5" Leg Base, Matte Black or Silver Metallic - Upholstered Seat & Polymer Back, with Arm and Standard Dust Cover KAR2-18.5L_PA_D									
	436	460	486	521	558	591	631	678	726	
	18.5" Leg Base, Polished Chrome - Upholstered Seat & Polymer Back, with Arm and Standard Dust Cover KAR2-18.5LC PA_D									
	536	560	588	620	658	690	731	778	827	
	18.5" Leg Base, Matte Black or Silver Metallic - Fully Upholstered, with Arm and Standard Dust Cover KAR2-18.5L_UA_D									
	471	494	519	556	592	625	664	712	760	
	18.5" Leg Base, Polished Chrome - Fully Upholstered, with Arm and Standard Dust Cover KAR2-18.5LCUA_D									
	571	595	621	655	691	725	766	812	861	
	18.5" Leg Base, Matte Black or Silver Metallic - Upholstered Seat & Wood Back, with Arm and Standard Dust Cover KAR2-18.5L_WA_D									
	493	508	518	536	557	571	592	617	641	
	18.5" Leg Base, Polished Chrome - Upholstered Seat & Wood Back, with Arm and Standard Dust Cover KAR2-18.5LC WA_D									
	593	607	618	636	656	672	672	691	716	

**ORDERING NOTES:** When selecting Frame Color and Arm Style please see Product Code Key below.

## Karma Option Upcharges








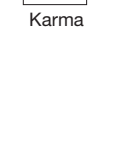
### \$ List

CAL 133 & Moisture Barrier (per yard)	61
Removable Seat Covers	68
Removable Back Covers	68
Polymer Underseat Shroud 18.5"	45
Combination Upholstery - dual fabrics	32

## PRODUCT CODE KEY

Line	Series	Frame Size	Frame Color	Style	Arm Style	Underseat Shroud
KAR	2	18.5L	B	U	NA	S
Karma	Stacking Chair	18.5" Leg Base	Matte Black	Fully Upholstered	No Arm	Polymer Shroud
			S	W	AB	D
			Silver Metallic	Beech Wood Back	Black	Standard Dust Cover
			C	P	AG	
			Polished Chrome	Polymer Back	Grey	
					ALG	
					Light Grey	
					AT	
					Taupe	

# KARMA | LEG BASE

DESCRIPTION/MODEL	COM		COL		FABRIC GRADES			LEATHER	
	1	2	3	4	5	6	7	8	9
	22" Leg Base, Matte Black or Silver Metallic - Fully Upholstered, No Arm with Standard Dust Cover								
	KAR2-22L_UNAD	474	497	521	558	593	628	666	716
	22" Leg Base, Polished Chrome - Fully Upholstered, No Arm, and Standard Dust Cover								
	KAR2-22LCUNAD	597	620	644	678	716	748	790	837
	22" Leg Base, Matte Black or Silver Metallic - Upholstered Seat & Wood Back, No Arm with Standard Dust Cover								
	KAR2-22L_WNAD	512	521	536	555	571	590	610	633
	22" Leg Base, Polished Chrome - Upholstered Seat & Wood Back, No Arm with Standard Dust Cover								
	KAR2-22LCWNAD	634	644	659	674	695	711	730	754
	22" Leg Base, Matte Black or Silver Metallic - Fully Upholstered, with Arm and Standard Dust Cover								
	KAR2-22L_UA_D	510	534	558	591	630	662	700	747
	22" Leg Base, Polished Chrome - Fully Upholstered, with Arm and Standard Dust Cover								
	KAR2-22LCUA_D	631	656	678	712	749	783	823	870
	22" Leg Base, Matte Black or Silver Metallic- Upholstered Seat & Wood Back, with Arm and Standard Dust Cover								
	KAR2-22L_WA_D	538	549	562	578	598	615	635	659
	22" Leg Base, Polished Chrome - Upholstered Seat & Wood Back, with Arm and Standard Dust Cover								
	KAR2-22LCWA_D	660	670	683	700	720	738	757	780

**ORDERING NOTES:** When selecting Frame Color and Arm Style please see Product Code Key below.

## Karma Option Upcharges

## \$ List





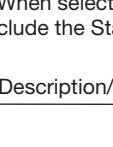
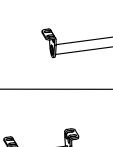
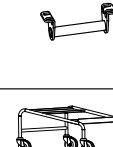

CAL 133 & Moisture Barrier (per yard)	61
Removable Seat Covers	68
Removable Back Covers	68
Polymer Underseat Shroud 22"	60
Combination Upholstery - dual fabrics	32

## PRODUCT CODE KEY

Line	Series	Frame Size	Frame Color	Style	Arm Style	Underseat Shroud
<b>KAR</b>	<b>2C</b>	<b>22L</b>	<b>B</b>	<b>U</b>	<b>NA</b>	<b>S</b>
Karma	Stacking Chair	22" Leg Base	Matte Black	Fully Upholstered	No Arm	Polymer Shroud
			<b>S</b>	<b>W</b>	<b>AB</b>	<b>D</b>
			Silver Metallic	Beech Wood Back	Black	Standard Dust Cover
			<b>C</b>		<b>AG</b>	
			Polished Chrome		Grey	
					<b>ALG</b>	
					Light Grey	
					<b>AT</b>	
					Taupe	



# KARMA | LEG BASE

DESCRIPTION/MODEL	COM		COL			FABRIC GRADES			LEATHER	
	1	2	3	4	5	6	7	8	9	
	26" Leg Base, Matte Black or Silver Metallic - Fully Upholstered, Armless with Standard Dust Cover									
	KAR2-26L_UNAD	569	615	662	727	800	865	938	1032	1122
	26" Leg Base, Polished Chrome - Fully Upholstered, Armless, with Standard Dust Cover									
	KAR2-26LCUNAD	693	740	784	850	922	987	1061	1153	1245
	26" Leg Base, Matte Black or Silver Metallic - Upholstered Seat & Wood Back, Armless, with Standard Dust Cover									
	KAR2-26L_WNAD	588	610	630	661	696	727	760	803	846
	26" Leg Base, Polished Chrome - Upholstered Seat & Wood Back, Armless, with Standard Dust Cover									
	KAR2-26LCWNAD	709	731	752	783	817	848	884	927	969
	26" Leg Base, Matte Black or Silver Metallic - Fully Upholstered, with Arm and Standard Dust Cover									
	KAR2-26L_UA_D	603	648	696	760	834	898	971	1065	1158
	26" Leg Base, Polished Chrome - Fully Upholstered, with Arm and Standard Dust Cover									
	KAR2-26LCUA_D	727	772	817	884	957	1020	1095	1186	1281
	26" Leg Base, Matte Black or Silver Metallic - Upholstered Seat & Wood Back, with Arm and Standard Dust Cover									
	KAR2-26L_WA_D	613	635	656	687	720	749	785	829	871
	26" Leg Base, Polished Chrome - Upholstered Seat & Wood Back, with Arm and Standard Dust Cover									
	KAR2-26LCWA_D	735	758	778	809	843	873	910	952	994

## ORDERING NOTES:






When selecting Frame Color and Arm Style please see Product Code Key below. See following page for additional options. Karma chairs all include the Standard Dust Cover ("D"), for optional Polymer Shroud change "D" to "S" and add \$74 list.

Description/Model	Price	
	Tandem Seating Bracket -Matte Black (for armed chair) KAR2C-GB BA	77
	Tandem Seating Bracket- Silver Metallic (for armed chair) KAR2C-GB BSA	77
	Tandem Seating Bracket- Polished Chrome (for armed chair) KAR2C-GB BCA	87
	Tandem Seating Bracket-Matte Black (for chairs without arms) KAR2C-GB BNA	68
	Tandem Seating Bracket- Silver Metallic (for chairs without arms) KAR2C-GB BSNA	80
	Tandem Seating Bracket- Polished Chrome (for chairs without arms) KAR2C-GB BCNA	78
	Caddie DOL6	800

## PRODUCT CODE KEY

Line	Series	Frame Size	Frame Color	Style	Arm Style	Underseat Shroud
KAR	2	26L	B	U	NA	S
Karma	Stacking Chair	26" Leg Base	Matte Black	Fully Upholstered	No Arm	Polymer Shroud
			S	W	AB	D
			Silver Metallic	Beech Wood Back	Black	Standard Dust Cover
			C		AG	
			Polished Chrome		Grey	
					ALG	
					Light Grey	
					AT	
					Taupe	

# KARMA | CASTER BASE

DESCRIPTION/MODEL	COM		COL		FABRIC GRADES			LEATHER	
	1	2	3	4	5	6	7	8	9
 18.5" Caster Base, Silver Metallic - Upholstered Seat & Polymer Back, with Arm and Standard Dust Cover KAR2-18.5MSPA_D	516	540	564	600	638	670	710	791	805
 18.5" Caster Base, Silver Metallic - Fully Upholstered, with Arm and Standard Dust Cover KAR2-18.5MSUA_D	550	574	599	634	672	704	744	791	840
 18.5" Caster Base, Silver Metallic - Upholstered Seat & Wood Back, with Arm and Standard Dust Cover KAR2-18.5MSWA_D	573	586	598	615	635	649	672	697	720
 22" Caster Base, Silver Metallic - Fully Upholstered, with Arm and Standard Dust Cover KAR2-22MSUA_D	588	613	636	670	708	742	780	827	874
 22" Caster Base, Silver Metallic- Upholstered Seat & Wood Back, with Arm and Standard Dust Cover KAR2-22MSWA_D	616	628	641	657	677	695	714	738	760

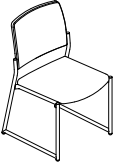


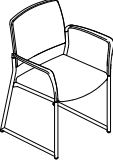


**ORDERING NOTES:** When selecting Arm Style please see Product Code Key below.  
 Karma chairs all include the Standard Dust Cover ("D"), for optional Polymer Shroud change "D" to "S" and add upcharge listed below.

Karma Option Upcharges	\$ List
CAL 133 & Moisture Barrier (per yard)	61
Removable Seat Covers	68
Removable Back Covers	68
Polymer Underseat Shroud 18.5"	45
Polymer Underseat Shroud 22"	60
Polymer Underseat Shroud 26"	74
Combination Upholstery - dual fabrics	32

## PRODUCT CODE KEY

Line	Series	Frame Size	Frame Color	Style	Arm Style	Underseat Shroud
KAR	2	18.5M	S	U	AB	S
Karma	Chair	18.5" Caster Base	Silver Metallic	Fully Upholstered	Black	Polymer Shroud
		22M		W	AG	D
		22" Caster Base		Beech Wood Back	Grey	Standard Dust Cover
				P	ALG	
				Polymer Back	Light Grey	
					AT	
					Taupe	

# KARMA | SLED BASE

DESCRIPTION/MODEL	COM		COL	FABRIC GRADES			LEATHER		
	1	2	3	4	5	6	7	8	9
 18.5" Sled Base, Matte Black or Silver Metallic - Upholstered Seat & Polymer Back, No Arm with Polymer Shroud. KAR2-18.5S_PNAS	504	529	553	584	625	658	696	744	793
 18.5" Sled Base, Matte Black or Silver Metallic - Fully Upholstered, No Arm with Polymer Shroud. KAR2-18.5S_UNAS	569	593	617	649	689	724	760	809	858
 18.5" Sled Base, Matte Black or Silver Metallic - Upholstered Seat & Wood Back, No Arm with Polymer Shroud. KAR2-18.5S_WNAS	599	614	624	641	661	677	698	723	746
 18.5" Sled Base, Matte Black or Silver Metallic - Upholstered Seat & Polymer Back, No Arm with Polymer Shroud. KAR2-18.5S_PA_S	538	561	586	621	658	691	730	778	826
 18.5" Sled Base, Matte Black or Silver Metallic - Fully Upholstered, with Arm and Polymer Shroud. KAR2-18.5S_UA_S	603	627	653	686	724	757	796	844	891
 18.5" Sled Base, Matte Black or Silver Metallic - Upholstered Seat & Wood Back, with Arm and Polymer Shroud. KAR2-18.5S_WA_S	625	639	649	668	687	703	724	748	772

**ORDERING NOTES:** When selecting Frame Color and Arm Style please see Product Code Key below.

### Karma Option Upcharges



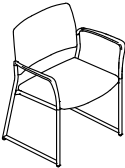
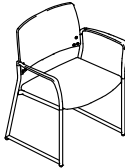
### \$ List

CAL 133 & Moisture Barrier (per yard)	61
Removable Seat Covers	68
Removable Back Covers	68
Polymer Underseat Shroud 18.5"	45
Combination Upholstery - dual fabrics	32

### PRODUCT CODE KEY

Line	Series	Frame Size	Frame Color	Style	Arm Style	Underseat Shroud
<b>KAR</b>	<b>2</b>	<b>18.5S</b>	<b>B</b>	<b>U</b>	<b>NA</b>	<b>S</b>
Karma	Chair	18.5" Sled Base	Matte Black	Fully Upholstered	No Arm	Polymer Shroud
			<b>S</b>	<b>W</b>	<b>AB</b>	<b>D</b>
			Silver Metallic	Beech Wood Back	Black	Standard Dust Cover
				<b>P</b>	<b>AG</b>	
				Polymer Back	Grey	
					<b>ALG</b>	
					Light Grey	
					<b>AT</b>	
					Taupe	

# KARMA | SLED BASE

DESCRIPTION/MODEL	COM		COL		FABRIC GRADES			LEATHER	
	1	2	3	4	5	6	7	8	9
 22" Sled Base, Matte Black or Silver Metallic - Fully Upholstered, No Arm with Polymer Shroud. KAR2-22S_UNAS	606	630	655	688	725	759	798	846	895
 22" Sled Base, Matte Black or Silver Metallic - Upholstered Seat & Wood Back, No Arm with Polymer Shroud. KAR2-22S_WNAS	642	655	668	685	703	721	741	765	788
 22" Sled Base, Matte Black or Silver Metallic - Fully Upholstered, with Arm and Polymer Shroud. KAR2-22S_UA_S	640	664	688	723	760	794	831	879	928
 22" Sled Base, Matte Black or Silver Metallic- Upholstered Seat & Wood Back, with Arm and Polymer Shroud. KAR2-22S_WA_S	669	681	695	709	729	746	767	790	813

**ORDERING NOTES:** When selecting Frame Color and Arm Style please see Product Code Key below.

## Karma Option Upcharges

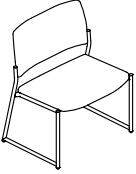
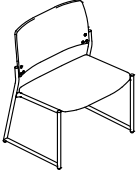

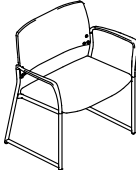
### \$ List

CAL 133 & Moisture Barrier (per yard)	61
Removable Seat Covers	68
Removable Back Covers	68
Polymer Underseat Shroud 22"	60
Combination Upholstery - dual fabrics	32

## PRODUCT CODE KEY

Line	Series	Frame Size	Frame Color	Style	Arm Style	Underseat Shroud
<b>KAR</b>	<b>2</b>	<b>22S</b>	<b>B</b>	<b>U</b>	<b>NA</b>	<b>S</b>
Karma	Chair	22" Sled Base	Matte Black	Fully Upholstered	No Arm	Polymer Shroud
			<b>S</b>	<b>W</b>	<b>AB</b>	<b>D</b>
			Silver Metallic	Beech Wood Back	Black	Standard Dust Cover
					<b>AG</b>	
					Grey	
					<b>ALG</b>	
					Light Grey	
					<b>AT</b>	
					Taupe	

# KARMA | SLED BASE

DESCRIPTION/MODEL	COM		COL		FABRIC GRADES			LEATHER	
	1	2	3	4	5	6	7	8	9
 26" Sled Base, Matte Black or Silver Metallic - Fully Upholstered, Armless with Polymer Shroud. KAR2-26S_UNAS	700	746	794	858	932	995	1068	1163	1253
 26" Sled Base, Matte Black or Silver Metallic - Upholstered Seat & Wood Back, Armless, with Polymer Shroud. KAR2-26S_WNAS	719	741	760	793	827	858	891	935	979
 26" Sled Base, Matte Black or Silver Metallic - Fully Upholstered, with Arm and Polymer Shroud. KAR2-26S_UA_S	733	781	827	891	966	1031	1103	1197	1290
 26" Sled Base, Matte Black or Silver Metallic- Upholstered Seat & Wood Back, with Arm and Polymer Shroud. KAR2-26S_WA_S	744	767	787	819	852	883	916	960	1003

**ORDERING NOTES:** When selecting Frame Color and Arm Style please see Product Code Key below.

## Karma Option Upcharges

## \$ List

CAL 133 & Moisture Barrier (per yard)	61
Removable Seat Covers	68
Removable Back Covers	68
Polymer Underseat Shroud 26"	77
Combination Upholstery - dual fabrics	32

## PRODUCT CODE KEY

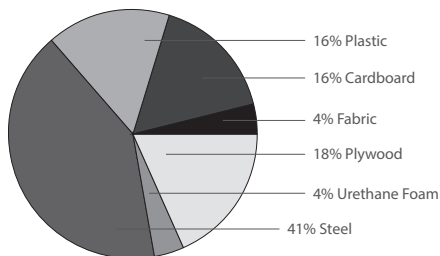
Line	Series	Frame Size	Frame Color	Style	Arm Style	Underseat Shroud
<b>KAR</b>	<b>2</b>	<b>26S</b>	<b>B</b>	<b>U</b>	<b>NA</b>	<b>S</b>
Karma	Chair	26" Sled Base	Matte Black	Fully Upholstered	No Arm	Polymer Shroud
			<b>S</b>	<b>W</b>	<b>AB</b>	<b>D</b>
			Silver Metallic	Beech Wood Back	Black	Standard Dust Cover
					<b>AG</b>	
					Grey	
					<b>ALG</b>	
					Light Grey	
					<b>AT</b>	
					Taupe	

# KARMA | ENVIRONMENTAL SUMMARY

## LEED CI CREDITS



MATERIAL CONTENT:



PRE-CONSUMER RECYCLED CONTENT = 5.51%

POST-CONSUMER RECYCLED CONTENT = 24.98%

Up to 73.47% of this Karma product is recyclable at the end of its useful life.

CONTRIBUTES TO

CREDIT 2.1 - 2.2	Construction Waste Management	1-2 point(s)
CREDIT 3.3	Resource Reuse	1 point
CREDIT 4.1	Recycled Content	1 point
CREDIT 4.2	Recycled Content	1 point
CREDIT 4.5	Low Emitting Materials, Systems & Seating	1 point
CREDIT 5.1	Regional Materials*	1 point
CREDIT 7	Certified Wood (MUST BE REQUESTED)	1 point(s)

\*This credit is only applicable if in total 20% of the combined value of the procurement of construction materials and in the furniture are manufactured within a radius of 500 miles. This credit will apply if the installation of the finished product occurs within 500 miles of Kitchener, Ontario.

## level® CERTIFICATION, AIR EMISSIONS AND FSC® CERTIFICATION



### level® CERTIFICATION

BIFMA's e3 Furniture Sustainability Standard is a voluntary, multi-attribute standard that measures the degree of sustainability of furniture. This standard evaluates product and company environmental attributes and compliance systems in a wide range of elements which include Materials, Energy & Atmosphere, Human & Ecosystem Health and Social Responsibility. Karma products have earned level®, BIFMA's sustainability certification program for furniture, certification through third-party verification against the e3 standard.



The mark of responsible forestry

### AIR EMISSIONS

All Karma products are supplied air-emissions certified. Contact customer service for information.

### FSC®

In 2005, Krug received Forest Stewardship Council® (FSC®) Chain-of-Custody certification for our manufacturing facilities. The FSC® Chain-of-Custody tracks certified wood from seedling to final sale. It verifies that the material for our FSC® certified products only come from well-managed, FSC®-certified forests and other controlled sources. FSC® is dedicated to the promotion of responsible forest management worldwide helping to take care of forests for future generations. Karma and other Krug products can be specified with FSC® Certification. Contact customer service for further information, pricing and lead times.



Architects, designers, and building professionals can specify FSC®-certified products in order to achieve a point from the U.S. Green Building Council's Leadership in Energy and Environmental Design (LEED) Rating System.

# KARMA | EASY ACCESS CHAIR

DESCRIPTION/MODEL	COM		COL			FABRIC GRADES			LEATHER		
	1	2	3	4	5	6	7	8	9		



18.5" Easy Access Chair, Matte Black or Silver Metallic - Fully Upholstered, with Arm and Standard Dust Cover  
KAR2-18.5E\_U\_D

820	844	869	903	939	973	1012	1061	1109
-----	-----	-----	-----	-----	-----	------	------	------

18.5" Easy Access Chair, Polished Chrome - Fully Upholstered, with Arm and Standard Dust Cover  
KAR2-18.5ECU\_D

874	898	922	957	994	1030	1066	1114	1162
-----	-----	-----	-----	-----	------	------	------	------



18.5" Easy Access Chair, Matte Black or Silver Metallic- Upholstered Seat & Wood Back, with Arm and Standard Dust Cover  
KAR2-18.5E\_W\_D

843	856	867	885	904	918	939	964	988
-----	-----	-----	-----	-----	-----	-----	-----	-----

18.5" Easy Access Chair, Polished Chrome - Upholstered Seat & Wood Back, with Arm and Standard Dust Cover  
KAR2-18.5ECW\_D

897	911	921	938	959	974	994	1017	1042
-----	-----	-----	-----	-----	-----	-----	------	------

**ORDERING NOTES:** When selecting Frame Color and Arm Style please see Product Code Key below. Karma chairs all include the Standard Dust Cover (select "D" below), for optional Polymer Shroud change "D" to "S" and add upcharge listed below.

## DIMENSIONS:

All dimensions are in inches and approximate and are subject to change without notice. Contact Customer Service if dimensions are critical.

	Overall Width	Overall Depth	Overall Height	Seat Height	Arms From Floor	Between Arms	Seat Depth	Shipping Weight/box			COM YRD	Cubes
								1 Chair	2 Chairs	3 Chairs		
Easy Access or Counter Seat Upholstered Armless												
KAR2-18.5	20.2	21.9	39.9	24	n/a	n/a	17	43	-	-	1	20
with Arms												
KAR2-18.5	24.5	21.9	39.9	24	32.8	18.5	17	44.5	-	-	1	20
Easy Access or Counter Seat Wood Back Armless												
KAR2-18.5	20.2	21.9	39.9	24	n/a	n/a	17	43	-	-	1	20
with Arms												
KAR2-18.5	24.5	21.9	39.9	24	32.8	18.5	17	44.5	-	-	1	20

## Karma Option Upcharges

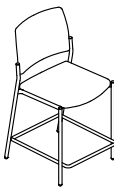
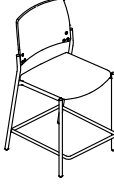
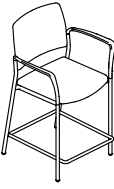

### \$ List

CAL 133 & Moisture Barrier (per yard)	61
Removable Seat Covers	68
Removable Back Covers	68
Polymer Underseat Shroud 18.5"	45
Combination Upholstery - dual fabrics	32

## PRODUCT CODE KEY

Line	Series	Frame Size	Frame Color	Style	Arm Style	Underseat Shroud
<b>KAR</b> Karma	<b>2</b> Chair	<b>18.5E</b> 18.5" Easy Access Chair	<b>B</b> Matte Black	<b>U</b> Fully Upholstered	<b>AB</b> Black	<b>S</b> Polymer Shroud
			<b>S</b> Silver Metallic	<b>W</b> Beech Wood Back	<b>AG</b> Grey	<b>D</b> Standard Dust Cover
			<b>C</b> Polished Chrome		<b>AT</b> Taupe	

# KARMA | COUNTER STOOL

DESCRIPTION/MODEL	Species	COM		COL			FABRIC GRADES			LEATHER	
		1	2	3	4	5	6	7	8	9	
	18.5" Counter Height Stool, Matte Black or Silver Metallic - Fully Upholstered, No Arm, with Standard Dust Cover KAR2-18.5C_UNAD	612	636	660	693	731	766	803	850	898	
	18.5" Counter Height Stool, Polished Chrome - Fully Upholstered, No Arm, with Standard Dust Cover KAR2-18.5CCUNAD	659	682	705	741	778	812	848	897	943	
	18.5" Counter Height Stool, Matte Black or Silver Metallic- Upholstered Seat & Wood Back, No Arm, with Standard Dust Cover KAR2-18.5C_WNAD	641	656	666	683	703	720	741	766	790	
	18.5" Counter Height Stool, Polished Chrome - Upholstered Seat & Wood Back, No Arm, with Standard Dust Cover KAR2-18.5CCWNAD	689	702	714	730	748	767	785	811	836	
	18.5" Counter Height Stool, Matte Black or Silver Metallic - Fully Upholstered, with Arms, with Standard Dust Cover KAR2-18.5C_U_D	645	664	695	728	766	799	838	886	935	
	18.5" Counter Height Stool, Polished Chrome - Fully Upholstered, with Arms, with Standard Dust Cover KAR2-18.5CCU_D	693	716	741	773	812	845	885	933	981	
	18.5" Counter Height Stool, Matte Black or Silver Metallic- Upholstered Seat & Wood Back, with Arms, with Standard Dust Cover KAR2-18.5C_W_D	668	681	693	709	729	745	766	790	813	
	18.5" Counter Height Stool, Polished Chrome - Upholstered Seat & Wood Back, with Arms, with Standard Dust Cover KAR2-18.5CCW_D	716	728	741	757	774	793	812	837	862	

**ORDERING NOTES:** When selecting Frame Color and Arm Style please see Product Code Key below.  
Karma chairs all include the Standard Dust Cover (select "D" below), for optional Polymer Shroud change "D" to "S" and add upcharge listed below.

## Karma Option Upcharges

### \$ List

CAL 133 & Moisture Barrier (per yard)	61
Removable Seat Covers	68
Removable Back Covers	68
Polymer Underseat Shroud 18.5"	45
Combination Upholstery - dual fabrics	32

## PRODUCT CODE KEY

Line	Series	Frame Size	Frame Color	Style	Arm Style	Underseat Shroud
KAR	2	18.5C	B	U	NA	S
Karma	Chair	18.5" Counter Height Stool	Matte Black	Fully Upholstered	No Arm	Polymer Shroud
			S	W	AB	D
			Silver Metallic	Beech Wood Back	Black	Standard Dust Cover
			C		AG	
			Polished Chrome		Grey	
					AT	
					Taupe	



# KARMA | BEHAVIORAL HEALTH FEATURES & OPTIONS




## TAMPER RESISTANT HARDWARE

All screws used on the Karma Behavioral Health units have been replaced with tamper resistant security screws.



## ADDED WEIGHT OPTION

Karma can be supplied with supplemental weight on the bottom of the seat adding 23lbs to each chair. When chairs are weighted they cannot be ganged.




## TAMPER-RESISTANT GLIDES

Karma chairs have their glides secured in place to prevent their removal and damage.



## FLOOR ANCHORING OPTION

Sled base can be supplied with additional holes and bushings to allow for fastening to the floor.



## NON-ACCESSIBLE STAPLES

The Karma back upholstery has been altered to allow a nylon staple cover strip to be attached; this will prevent access to the upholstery staples. The back cover strip is fastened to the unit with tamper-resistant security screws.



## SLED BASE


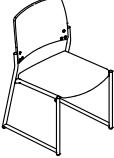
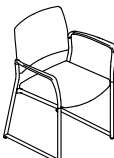

Sled base is an integrated rail spanning the front to back leg. Karma chairs with the Sled Base option do not stack.



## TAMPER RESISTANT ARMS

Polymer arms are equipped with added hardware, internal to the tube frame making them tamper resistant to removal from the tube. Available in four colors (Black, Grey, Light Grey & Taupe)

# KARMA | BEHAVIORAL HEALTH

DESCRIPTION/MODEL	COM		COL			FABRIC GRADES			LEATHER	
	1	2	3	4	5	6	7	8	9	
 18.5" Sled Base, Matte Black or Silver Metallic - Fully Upholstered, No Arm with Polymer Shroud KAR2BH-18.5S_UNAS	890	921	952	1012	1071	1134	1193	1253	1373	
 18.5" Sled Base, Matte Black or Silver Metallic - Upholstered Seat & Wood Back, No Arm with Polymer Shroud KAR2BH-18.5S_WNAS	825	848	871	915	961	1008	1054	1097	1187	
 18.5" Sled Base, Matte Black or Silver Metallic - Fully Upholstered, with Arm and Polymer Shroud KAR2BH-18.5S_U_S	936	966	995	1057	1116	1178	1237	1297	1418	
 18.5" Sled Base, Matte Black or Silver Metallic - Upholstered Seat & Wood Back, with Arm and Polymer Shroud KAR2BH-18.5S_W_S	871	895	916	961	1009	1054	1098	1142	1233	

**ORDERING NOTES:** When selecting Frame Color and Arm Style please see Product Code Key below.

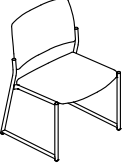
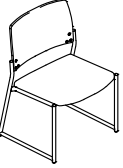
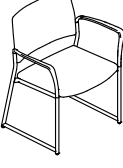

## Karma Option Upcharges \$ List

CAL 133 & Moisture Barrier (per yard)	61
Added weight (23 lbs per chair)	460
Floor anchoring	79
Combination Upholstery - dual fabrics	32

## PRODUCT CODE KEY

Line	Series	Frame Size	Frame Color	Style	Arm Style	Underseat Shroud
<b>KAR</b> Karma	<b>2BH</b> Behavioral Health Chair	<b>18.5S</b> 18.5" Sled Base	<b>B</b> Matte Black <b>S</b> Silver Metallic	<b>U</b> Fully Upholstered <b>W</b> Beech Wood Back	<b>NA</b> No Arm <b>AB</b> Black <b>AG</b> Grey <b>AT</b> Taupe	<b>S</b> Polymer Shroud

# KARMA | BEHAVIORAL HEALTH

DESCRIPTION/MODEL	COM		COL	FABRIC GRADES			LEATHER		
	1	2	3	4	5	6	7	8	9
 22" Sled Base, Matte Black or Silver Metallic - Fully Upholstered, No Arm with Polymer Shroud KAR2BH-22S_UNAS	957	987	1016	1078	1138	1198	1257	1319	1439
 22" Sled Base, Matte Black or Silver Metallic - Upholstered Seat & Wood Back, No Arm with Polymer Shroud KAR2BH-22S_WNAS	888	912	935	980	1023	1068	1115	1160	1250
 22" Sled Base, Matte Black or Silver Metallic - Fully Upholstered, with Arm and Polymer Shroud KAR2BH-22S_U_S	1003	1033	1063	1123	1184	1244	1305	1365	1485
 22" Sled Base, Matte Black or Silver Metallic - Upholstered Seat & Wood Back, with Arm and Polymer Shroud KAR2BH-22S_W_S	935	957	981	1023	1069	1115	1162	1206	1296

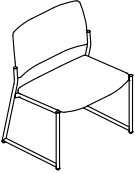
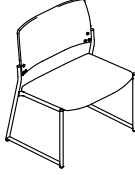
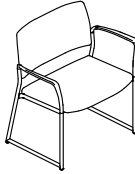

**ORDERING NOTES:** When selecting Frame Color and Arm Style please see Product Code Key below.

Karma Option Upcharges	\$ List
CAL 133 & Moisture Barrier (per yard)	61
Added weight (23 lbs per chair)	460
Floor anchoring	79
Combination Upholstery - dual fabrics	32

## PRODUCT CODE KEY

Line	Series	Frame Size	Frame Color	Style	Arm Style	Underseat Shroud
<b>KAR</b> Karma	<b>2BH</b> Behavioral Health Chair	<b>22S</b> 22" Sled Base	<b>B</b> Matte Black <b>S</b> Silver Metallic	<b>U</b> Fully Upholstered <b>W</b> Beech Wood Back	<b>NA</b> No Arm <b>AB</b> Black <b>AG</b> Grey <b>AT</b> Taupe	<b>S</b> Polymer Shroud

# KARMA | BEHAVIORAL HEALTH

DESCRIPTION/MODEL	COM		COL	FABRIC GRADES			LEATHER		
	1	2	3	4	5	6	7	8	9
 26" Sled Base, Matte Black or Silver Metallic - Fully Upholstered, Armless with Polymer Shroud KAR2BH-26S_UNAS	1094	1145	1197	1298	1401	1506	1608	1710	1915
 26" Sled Base, Matte Black or Silver Metallic - Upholstered Seat & Wood Back, Armless, with Polymer Shroud KAR2BH-26S_WNAS	983	1008	1030	1073	1118	1164	1210	1254	1345
 26" Sled Base, Matte Black or Silver Metallic - Fully Upholstered, with Arm and Polymer Shroud KAR2BH-26S_U_S	1139	1190	1242	1344	1446	1547	1652	1754	1960
 26" Sled Base, Matte Black or Silver Metallic- Upholstered Seat & Wood Back, with Arm and Polymer Shroud KAR2BH-26S_W_S	1030	1051	1074	1118	1165	1210	1255	1299	1391

**ORDERING NOTES:** When selecting Frame Color and Arm Style please see Product Code Key below.

## Karma Option Upcharges

### \$ List

CAL 133 & Moisture Barrier (per yard)	61
Added weight (23 lbs per chair)	460
Floor anchoring	79
Combination Upholstery - dual fabrics	32

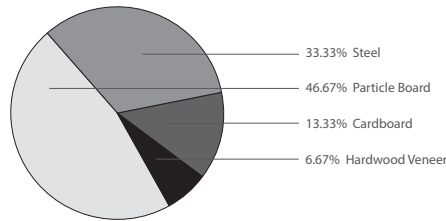
## PRODUCT CODE KEY

Line	Series	Frame Size	Frame Color	Style	Arm Style	Underseat Shroud
<b>KAR</b> Karma	<b>2BH</b> Behavioral Health Chair	<b>26S</b> 26" Sled Base	<b>B</b> Matte Black <b>S</b> Silver Metallic	<b>U</b> Fully Upholstered <b>W</b> Beech Wood Back	<b>NA</b> No Arm <b>AB</b> Black <b>AG</b> Grey <b>AT</b> Taupe	<b>S</b> Polymer Shroud

LEED CI CREDITS



MATERIAL CONTENT:



PRE-CONSUMER RECYCLED CONTENT = 29.17%

POST-CONSUMER RECYCLED CONTENT = 42.67%

Up to 46.67% of this Karma product is recyclable at the end of its useful life.

CONTRIBUTES TO

CREDIT 2.1 - 2.2	Construction Waste Management	1-2 point(s)
CREDIT 3.3	Resource Reuse	1 point
CREDIT 4.1	Recycled Content	1 point
CREDIT 4.2	Recycled Content	1 point
CREDIT 4.5	Low Emitting Materials, Systems & Seating	1 point
CREDIT 5.1	Regional Materials*	1 point
CREDIT 7	Certified Wood (MUST BE REQUESTED)	1 point(s)

\*This credit is only applicable if in total 20% of the combined value of the procurement of construction materials and in the furniture are manufactured within a radius of 500 miles. This credit will apply if the installation of the finished product occurs within 500 miles of Kitchener, Ontario.

level® CERTIFICATION, AIR EMISSIONS AND FSC® CERTIFICATION



level® CERTIFICATION

BIFMA's e3 Furniture Sustainability Standard is a voluntary, multi-attribute standard that measures the degree of sustainability of furniture. This standard evaluates product and company environmental attributes and compliance systems in a wide range of elements which include Materials, Energy & Atmosphere, Human & Ecosystem Health and Social Responsibility. Karma products have earned level®, BIFMA's sustainability certification program for furniture, certification through third-party verification against the e3 standard.



FSC  
www.fsc.org  
FSC® C021699

The mark of responsible forestry

AIR EMISSIONS

All Karma products are specified air-emissions certified. Contact customer service for information.

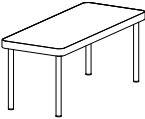
FSC®


In 2005, Krug received Forest Stewardship Council® (FSC®) Chain-of-Custody certification for our manufacturing facilities. The FSC® Chain-of-Custody tracks certified wood from seedling to final sale. It verifies that the material for our FSC® certified products only come from well-managed, FSC®-certified forests and other controlled sources. FSC® is dedicated to the promotion of responsible forest management worldwide helping to take care of forests for future generations. Karma and other Krug products can be specified with FSC® Certification. Contact customer service for further information, pricing and lead times.





Architects, designers, and building professionals can specify FSC®-certified products in order to achieve a point from the U.S. Green Building Council's Leadership in Energy and Environmental Design (LEED) Rating System.

## KARMA | FREE STANDING TABLES

Description	Model	Beech/ Palette	Laminate top w/Wood Edge	Laminate top w/ Polymer Edge	W	D	H	Weight	Cube	
	Square & Rectangular Tables, Matte Black or Silver Metallic legs									
	KAR4 18-18-18	673	813	542	17.5	17.5	17.5	15	2.6	
	KAR4 22-18-18	706	838	558	22	17.5	17.5	16.5	2.6	
	KAR4 42-18-18	1061	957	939	42	17.5	17.5	24.5	4.6	
	KAR4 18-18-21	688	827	558	17.5	17.5	21	17	3	
	KAR4 22-18-21	721	850	569	22	17.5	21	18.5	3	
	KAR4 42-18-21	1075	1127	952	42	17.5	21	26.5	4.6	
	Square & Rectangular Tables, Polished Chrome legs									
	KAR4 18-18-18	795	936	663	17.5	17.5	17.5	15	2.6	
	KAR4 22-18-18	829	959	677	22	17.5	17.5	16.5	2.6	
	KAR4 42-18-18	1182	1080	1061	42	17.5	17.5	24.5	4.6	
	KAR4 18-18-21	823	961	691	17.5	17.5	21	17	3	
KAR4 22-18-21	856	985	704	22	17.5	21	16.5	2.6		
KAR4 42-18-21	1210	1264	1085	42	17.5	21	24.5	4.6		
<b>ORDERING NOTE:</b> For leg finish add to the end of the model number; B for Matte Black, S for Silver Metallic and C for Polished Chrome										






	Round Tables, Matte Black or Silver Metallic legs									
	KAR4 24D-18	836	1140	655	24	-	17.5	19	3.5	
	KAR4 36D-18	1142	1285	718	36	-	17.5	31	7.3	
	KAR4 24D-21	847	1155	668	24	-	21	21	3.5	
	KAR4 36D-21	1156	1299	731	36	-	21	33	7.3	
	Round Tables, Polished Chrome legs									
	KAR4 24D-18	957	1260	773	24	-	17.5	19	3.5	
	KAR4 36D-18	1297	1441	873	36	-	17.5	31	7.3	
	KAR4 24D-21	983	1290	803	24	-	21	21	3.5	
	KAR4 36D-21	1325	1467	901	36	-	21	33	7.3	
	<b>ORDERING NOTE:</b> For leg finish add to the end of the model number; B for Matte Black, S for Silver Metallic and C for Polished Chrome									

## KARMA | LINKING TABLES

Description	Model	Beech/ Palette	Laminate top w/Wood Edge	Laminate top w/ PVC Edge	W	D	H	Weight	Cube	
	Square Straight Linking Table, Matte Black or Silver Metallic, Left or Right handed (Same direction seating)									
	KAR4-LKII-18-18	653	791	518	17.5	17.5	-	15	2.5	
	Square Straight Linking Table, Matte Black or Silver Metallic, Left handed as seated (Opposed seating)									
	KAR4-LKIL-18-18	653	791	518	17.5	17.5	-	15	2.5	
	Square Straight Linking Table, Matte Black or Silver Metallic, Right handed as seated (Opposed seating)									
	KAR4-LKIR-18-18	653	791	518	17.5	17.5	-	15	2.5	
	Square Straight Linking Table, Polished Chrome, Left or Right handed (Same direction seating)									
	KAR4-LKII-18-18	795	936	663	17.5	17.5	-	15	2.5	
	Square Straight Linking Table, Polished Chrome, Left handed as seated (Opposed seating)									
	KAR4-LKIL-18-18	795	936	663	17.5	17.5	-	15	2.5	
	Square Straight Linking Table, Polished Chrome, Right handed as seated (Opposed seating)									
	KAR4-LKIR-18-18	795	936	663	17.5	17.5	-	15	2.5	
	Square Straight Linking End Table, Matte Black or Silver Metallic legs, Left handed as seated									
	KAR4-LKEL-18-18*	661	799	530	17.5	17.5	17.5	15	2.5	
	Square Straight Linking End Table, Matte Black or Silver Metallic legs, Right handed as seated									
	KAR4-LKER-18-18	661	799	530	17.5	17.5	17.5	15	2.5	
	Square Straight Linking End Table, Polished Chrome legs, Left handed as seated									
	KAR4-LKEL-18-18*	808	947	677	17.5	17.5	17.5	15	2.5	
Square Straight Linking End Table, Polished Chrome legs, Right handed as seated										
KAR4-LKER-18-18	808	947	677	17.5	17.5	17.5	15	2.5		




**ORDERING NOTES:** A drawing showing the configuration of the multiple seating and tables is required with each purchase order. See [page 24](#) for suggested configurations.

# KARMA | LINKING TABLES

Description	Model	Beech/ Palette	Laminate top w/Wood Edge	Laminate top w/ PVC Edge	W	D	H	Weight	Cube
	Rectangular Straight Linking Table, Matte Black or Silver Metallic, Left or Right handed (Same direction seating)								
	KAR4-LKII-22-18	687	814	534	22	17.5	-	16.5	2.8
	Rectangular Straight Linking Table, Matte Black or Silver Metallic, Left handed as seated (Opposed seating)								
	KAR4-LKIL-22-18	687	814	534	22	17.5	-	16.5	2.8
	Rectangular Straight Linking Table, Matte Black or Silver Metallic, Right handed as seated (Opposed seating)								
	KAR4-LKIR-22-18	687	814	534	22	17.5	-	16.5	2.8
	Rectangular Straight Linking End Table, Polished Chrome, Left or Right handed (Same direction seating)								
	KAR4-LKII-22-18	830	960	677	22	17.5	-	16.5	2.8
	Rectangular Straight Linking Table, Polished Chrome, Left handed as seated (Opposed seating)								
	KAR4-LKIL-22-18	830	960	677	22	17.5	-	16.5	2.8
	Rectangular Straight Linking Table, Polished Chrome, Right handed as seated (Opposed seating)								
	KAR4-LKIR-22-18	830	960	677	22	17.5	-	16.5	2.8
	Rectangular Straight Linking End Table, Matte Black or Silver Metallic, Left handed as seated (Opposed seating)								
	KAR4-LKEL-22-18*	695	824	542	22	17.5	17.5	16.5	2.8
	Rectangular Straight Linking End Table, Matte Black or Silver Metallic, Right handed as seated (Opposed seating)								
	KAR4-LKER-22-18	695	824	542	22	17.5	17.5	16.5	2.8
	Rectangular Straight Linking End Table, Polished Chrome, Left handed as seated (Opposed seating)								
	KAR4-LKEL-22-18*	841	970	691	22	17.5	17.5	16.5	2.8
	Rectangular Straight Linking End Table, Polished Chrome, Right handed as seated (Opposed seating)								
	KAR4-LKER-22-18	841	970	691	22	17.5	17.5	16.5	2.8
	Curvilinear Connector Table 45°, Matte Black or Silver Metallic, Left or Right handed (Same direction, <b>inward</b> seating)								
	KAR4-LKCI-RF45	938	1366	744	28	24	-	19	4.2
	Curvilinear Connector Table 45°, Matte Black or Silver Metallic, Left or Right handed (Same direction, <b>outward</b> seating)								
	KAR4-LKCO-RF45	938	1366	744	28	24	-	19	4.2
	Curvilinear Connector Table 45°, Matte Black or Silver Metallic, Left handed as seated ( <b>Opposed</b> seating)								
	KAR4-LKCL-RF45	938	1366	744	28	24	-	19	4.2
	Curvilinear Connector Table 45°, Matte Black or Silver Metallic, Right handed as seated ( <b>Opposed</b> seating)								
	KAR4-LKCR-RF45	938	1366	744	28	24	-	19	4.2
	Curvilinear Connector Table 45°, Polished Chrome, Left or Right handed (Same direction, <b>inward</b> seating)								
	KAR4-LKCI-RF45	1082	1382	887	28	24	-	19	4.2
	Curvilinear Connector Table 45°, Polished Chrome, Left or Right handed (Same direction, <b>outward</b> seating)								
	KAR4-LKCO-RF45	1082	1382	887	28	24	-	19	4.2
	Curvilinear Connector Table 45°, Polished Chrome, Left handed as seated ( <b>Opposed</b> seating)								
	KAR4-LKCL-RF45	1082	1382	887	28	24	-	19	4.2
	Curvilinear Connector Table 45°, Polished Chrome, Right handed as seated ( <b>Opposed</b> seating)								
	KAR4-LKCR-RF45	1082	1382	887	28	24	-	19	4.2
	Curvilinear Connector Table 45° Matte Black or Silver Metallic, with Flat edge, Left or Right handed (Same direction, <b>inward</b> seating)								
	KAR4-LKCI-RR45	969	1408	780	28	24	-	19	4.2
	Curvilinear Connector Table 45° Matte Black or Silver Metallic, with Flat edge, Left or Right handed (Same direction, <b>outward</b> seating)								
	KAR4-LKCO-RR45	969	1408	780	28	24	-	19	4.2
Curvilinear Connector Table 45° Matte Black or Silver Metallic, with Flat edge, Left handed as seated ( <b>Opposed</b> seating)									
KAR4-LKCL-RR45	969	1408	780	28	24	-	19	4.2	
Curvilinear Connector Table 45° Matte Black or Silver Metallic, with Flat edge, Right handed as seated ( <b>Opposed</b> seating)									
KAR4-LKCR-RR45	969	1408	780	28	24	-	19	4.2	
Curvilinear Connector Table 45° Polished Chrome, with Flat edge, Left or Right handed (Same direction, <b>inward</b> seating)									
KAR4-LKCI-RR45	1113	1552	922	28	24	-	19	4.2	
Curvilinear Connector Table 45° Polished Chrome, with Flat edge, Left or Right handed (Same direction, <b>outward</b> seating)									
KAR4-LKCO-RR45	1113	1552	922	28	24	-	19	4.2	
Curvilinear Connector Table 45° Polished Chrome, with Flat edge, Left handed as seated ( <b>Opposed</b> seating)									
KAR4-LKCL-RR45	1113	1552	922	28	24	-	19	4.2	
Curvilinear Connector Table 45° Polished Chrome, with Flat edge, Right handed as seated ( <b>Opposed</b> seating)									
KAR4-LKCR-RR45	1113	1552	922	28	24	-	19	4.2	

**ORDERING NOTES:** A drawing showing the configuration of the multiple seating and tables is required with each purchase order. See [page 24](#) for suggested configurations.

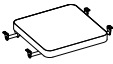
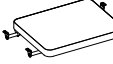





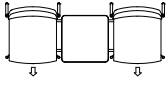
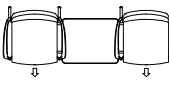

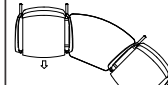
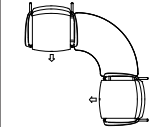
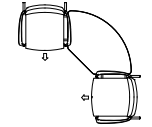
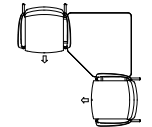
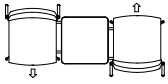
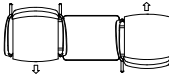
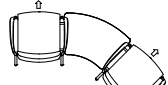
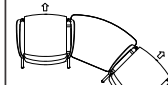
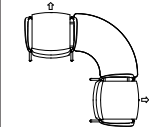
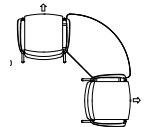
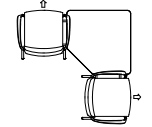
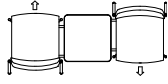
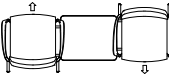

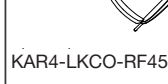
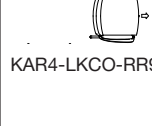
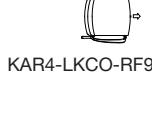
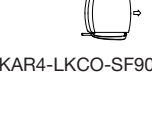
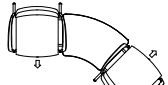
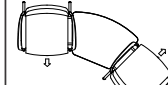
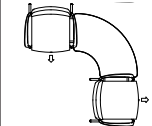
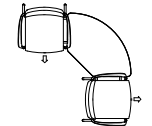
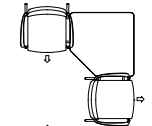
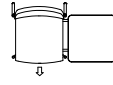
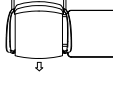
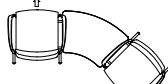
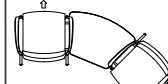

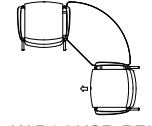
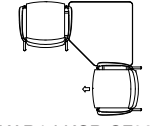
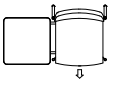
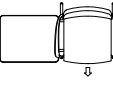
# KARMA | LINKING TABLES

Description	Model	Beech/ Palette	Laminate top w/Wood Edge	Laminate top w/ PVC Edge	W	D	H	Weight	Cube
	Curvilinear Connector Table 90°, Matte Black or Silver Metallic, Left or Right handed (Same direction, <b>inward</b> seating)								
	KAR4-LKCI-RR90	1220	1768	979	38	24	-	22	5.5
	Curvilinear Connector Table 90°, Matte Black or Silver Metallic, Left or Right handed (Same direction, <b>outward</b> seating)								
	KAR4-LKCO-RR90	1220	1768	979	38	24	-	22	5.5
	Curvilinear Connector Table 90°, Matte Black or Silver Metallic, Left handed as seated ( <b>Opposed</b> seating)								
	KAR4-LKCL-RR90	1220	1768	979	38	24	-	22	5.5
	Curvilinear Connector Table 90°, Matte Black or Silver Metallic, Right handed as seated ( <b>Opposed</b> seating)								
	KAR4-LKCR-RR90	1220	1768	979	38	24	-	22	5.5
	Curvilinear Connector Table 90°, Polished Chrome, Left or Right handed (Same direction, <b>inward</b> seating)								
	KAR4-LKCI-RR90	1362	1911	1121	38	24	-	22	5.5
	Curvilinear Connector Table 90°, Polished Chrome, Left or Right handed (Same direction, <b>outward</b> seating)								
	KAR4-LKCO-RR90	1362	1911	1121	38	24	-	22	5.5
Curvilinear Connector Table 90°, Polished Chrome, Left handed as seated ( <b>Opposed</b> seating)									
KAR4-LKCL-RR90	1362	1911	1121	38	24	-	22	5.5	
Curvilinear Connector Table 90°, Polished Chrome, Right handed as seated ( <b>Opposed</b> seating)									
KAR4-LKCR-RR90	1362	1911	1121	38	24	-	22	5.5	
	Curvilinear Connector Table 90° with Matte Black or Silver Metallic, Flat edge, Left or Right handed (Same direction, <b>inward</b> seating)								
	KAR4-LKCI-RF90	1149	1821	1009	38	24	-	22	5.5
	Curvilinear Connector Table 90°, Matte Black or Silver Metallic, with Flat edge, Left or Right handed (Same direction, <b>outward</b> seating)								
	KAR4-LKCO-RF90	1149	1821	1009	38	24	-	22	5.5
	Curvilinear Connector Table 90°, Matte Black or Silver Metallic, with Flat edge, Left handed as seated ( <b>Opposed</b> seating)								
	KAR4-LKCL-RF90	1149	1821	1009	38	24	-	22	5.5
	Curvilinear Connector Table 90°, Matte Black or Silver Metallic, with Flat edge, Right handed as seated ( <b>Opposed</b> seating)								
	KAR4-LKCR-RF90	1149	1821	1009	38	24	-	22	5.5
	Curvilinear Connector Table 90° Polished Chrome, with Flat edge, Left or Right handed (Same direction, <b>inward</b> seating)								
	KAR4-LKCI-RF90	1398	1963	1150	38	24	-	22	5.5
	Curvilinear Connector Table 90° Polished Chrome, with Flat edge, Left or Right handed (Same direction, <b>outward</b> seating)								
	KAR4-LKCO-RF90	1398	1963	1150	38	24	-	22	5.5
Curvilinear Connector Table 90° Polished Chrome, with Flat edge, Left handed as seated ( <b>Opposed</b> seating)									
KAR4-LKCL-RF90	1398	1963	1150	38	24	-	22	5.5	
Curvilinear Connector Table 90° Polished Chrome, with Flat edge, Right handed as seated ( <b>Opposed</b> seating)									
KAR4-LKCR-RF90	1398	1963	1150	38	24	-	22	5.5	
	Rectilinear Corner Connector Table 90° Matte Black or Silver Metallic, with Flat edge, Left or Right handed (Same direction, <b>inward</b> seating)								
	KAR4-LKCI-SF90	1363	1978	1093	30	30	-	26	5.5
	Rectilinear Connector Table 90° Matte Black or Silver Metallic, with Flat edge, Left or Right handed (Same direction, <b>outward</b> seating)								
	KAR4-LKCO-SF90	1363	1978	1093	30	30	-	26	5.5
	Rectilinear Connector Table 90°, Matte Black or Silver Metallic, with Flat edge Left handed as seated ( <b>Opposed</b> seating)								
	KAR4-LKCL-SF90	1363	1978	1093	30	30	-	26	5.5
	Rectilinear Connector Table 90° Matte Black or Silver Metallic, with Flat edge, Right handed as seated ( <b>Opposed</b> seating)								
	KAR4-LKCR-SF90	1363	1978	1093	30	30	-	26	5.5
	Rectilinear Corner Connector Table 90° Polished Chrome, with Flat edge, Left or Right handed (Same direction, <b>inward</b> seating)								
	KAR4-LKCI-SF90	1565	2178	1295	30	30	-	26	5.5
	Rectilinear Connector Table 90° Polished Chrome, with Flat edge, Left or Right handed (Same direction, <b>outward</b> seating)								
	KAR4-LKCO-SF90	1565	2178	1295	30	30	-	26	5.5
Rectilinear Connector Table 90°, Polished Chrome, with Flat edge Left handed as seated ( <b>Opposed</b> seating)									
KAR4-LKCL-SF90	1565	2178	1295	30	30	-	26	5.5	
Rectilinear Connector Table 90° Polished Chrome, with Flat edge, Right handed as seated ( <b>Opposed</b> seating)									
KAR4-LKCR-SF90	1565	2178	1295	30	30	-	26	5.5	

**ORDERING NOTES:** A drawing showing the configuration of the multiple seating and tables is required with each purchase order. See [page 24](#) for suggested configurations.



# KARMA | LINKING TABLES CONFIGURATIONS

Straight Linking Square Table	Straight Linking Rectangular Table	Linked Table - Corner/Radius 45	Linked Table - Corner/Flat 45	Linked Table - Corner/Radius 90	Linked Table - Corner/Flat 90	Linked Table - Corner Square/ Flat 90
						
 KAR4-LKII-18-18	 KAR4-LKII-22-18	 KAR4-LKCI-RR45	 KAR4-LKCI-RF45	 KAR4-LKCI-RR90	 KAR4-LKCI-RF90	 KAR4-LKCI-SF90
 KAR4-LKIL-18-18	 KAR4-LKIL-22-18	 KAR4-LKCO-RR45	 KAR4-LKCO-RF45	 KAR4-LKCO-RR90	 KAR4-LKCO-RF90	 KAR4-LKCO-SF90
 KAR4-LKIR-18-18	 KAR4-LKIR-22-18	 KAR4-LKCO-RR45	 KAR4-LKCO-RF45	 KAR4-LKCO-RR90	 KAR4-LKCO-RF90	 KAR4-LKCO-SF90
Linked Table - End Square	Linked Table - End Rectangular	 KAR4-LKCL-RR45	 KAR4-LKCL-RF45	 KAR4-LKCL-RR90	 KAR4-LKCL-RF90	 KAR4-LKCL-SF90
 KAR4-LKEL-18-18	 KAR4-LKEL-22-18	 KAR4-LKCR-RR45	 KAR4-LKCR-RF45	 KAR4-LKCR-RR90	 KAR4-LKCR-RF90	 KAR4-LKCR-SF90
 KAR4-LKER-18-18	 KAR4-LKER-22-18					

**ORDERING NOTES:** A drawing showing the configuration of the multiple seating and tables is required with each purchase order.

# GENERAL INFORMATION

## Terms and Conditions

Net 30 days on approved credit. A late payment charge of 1% per month will be applied on overdue invoices. This charge will be pro-rated to the number of days past 30 days that the invoice is overdue. All applicable sales taxes are extra. Distribution of this price list does not in itself constitute an offer to sell. Orders can be received only from authorized Krug dealers. Acceptance of any order and terms of sale may be established at the discretion of Krug. Deposits are required on orders received from new accounts as well as on large or special orders. Krug reserves the right to discontinue designs, or to change designs, construction, prices, or materials without notice.

## Contact Information

Phone: 1.888.578.KRUG (5784) | Fax: 1.519.748.5177

Purchase Order Fax: 1.888.236.4783

Purchase Order E-mail: orders@krug.ca

Web: www.krug.ca E-mail: solutions@krug.ca

## Customer Service Hours

Please note customer service hours are:

8:30 am to 5:00 pm est

## Customer Satisfaction

It is the primary goal of Krug and our staff to ensure the complete satisfaction of our customers with our products and performance. If a problem arises with a Krug product after the expiration of the limited warranty period, Krug will exercise its best efforts to achieve the satisfaction of the customer in a manner that is fair to all concerned.

## Order Acknowledgments

Each order will be acknowledged via e-mail or fax. This acknowledgment is the final agreement between Krug and the customer, superseding all previous communications regarding the purchase order. Where there is a discrepancy on a purchase order between a product code and a description, Krug will make every effort to resolve the discrepancy, but will be ruled by the product code ordered. Please check all acknowledgments for accuracy, and advise Krug of any discrepancies with a purchase order.

## Order Cancellation

Krug reserves the right to not accept or allow cancellation of orders. All products are manufactured on a custom-made, make-to-order basis, and the purchasing, engineering and production of orders begins shortly after order placement - and the customer purchase order is a contract that authorizes Krug to manufacture the products. Acceptance of order cancellation (or partial cancellation) is solely at the discretion of Krug, and is dependent on the extent to which engineering, purchasing and manufacturing has been initiated by the time cancellation is requested. No order cancellations (partial or otherwise) are allowable more than 4 weeks from date of order placement (as order production is unable to be terminated by that point), and full payment of the acknowledged order value is required for any orders cancelled after 4 weeks. Cancellations may be allowable in less than 4 weeks after order placement, depending on the extent to which manufacturing has been initiated. An acceptance of order cancellation requires that the purchaser agrees to make payment for all costs incurred to the point of acceptance of cancellation. Cancellation charges include all costs for purchase of dedicated material and components, engineering costs for non-standard products, and all costs for manufacturing completed to that point, as well as a \$367 net charge for processing of the original order and for processing of cancellation invoicing.

## Pricing

Krug endeavors to ensure that all prices in this price list reflect accurately our current prices. However, errors do occur and will be rectified through notices to the field. Krug reserves the right to acknowledge pricing that may be different from the price list.

## Storage Charges

Krug reserves the right to assess a nominal storage charge if a customer does not accept shipment of an order within a week of the ship date.

## Warranty

Krug warrants the construction and the finish of all our products to be free from defects in materials and workmanship for the lifetime of their use. This warranty is applicable to products in use by their original purchaser. This warranty does not apply to components not manufactured by Krug including textiles, which are subject to the specific warranties of those manufacturers, if any. Textiles (fabric, leather, vinyl, or any other covering material) suppliers do not guarantee their products for durability and color fastness, and nor does Krug. Casters, mechanical and electrical components have a warranty of five years from the date of purchase. The Krug warranty does not apply to COM-specified materials, damage caused by a carrier other than Krug, or variation in wood finishes due to natural wood color variation. Krug cannot be held responsible for variations in fabric dye lots from order to order. All fabric is carefully inspected when it is received, but a degree of variation in color should be expected. Repairs or replacement of any defect covered under this warranty by Krug will be made, at our option and method, at no charge to the original purchaser during the warranty period. Krug's judgement is final and binding with respect to the nature or cause of defects or damage, and the necessity or manner of repair or replacement.

This warranty does not apply to defects or damage resulting from:

- normal wear and tear occurring with the use of the product
- negligence, misuse, excessive use, alteration, improper cleaning or repair
- substitution or use of incorrect or unauthorized components or material
- handling or installation that is incorrect, or that causes damage or defect
- damage incurred by a freight carrier other than Krug
- wearing of finishes and fabrics, and normal variations in materials (including dye lot variations)
- properties of natural materials, including wood and leather
- exposure to environments with uncontrolled temperature and humidity (products must be transported, stored and used in climate-controlled conditions)

Note, specific warranties for components and materials not manufactured by Krug:

**Jordan Sleepers Heavy-Duty Mechanism**, made with heavy gauge steel and minimal moving parts - is backed by a 5-year warranty on the mechanism itself, in addition to the lifetime warranty on the rest of the product. If it does become damaged or degraded, the mechanism can be field-replaced.

**Juno and Trevisa Overbed Tables** have a 2-year warranty.

## Blanket Wrapping

Krug will blanket wrap larger seating orders at customer's request. Please indicate on your purchase order and contact Customer Service.

## Export Packaging

Krug is pleased to provide the option for export packaging on all our products, to provide additional protection from damage. For shipments overseas, a quote for export packaging can be provided, based on the products to be ordered and the delivery destination - please contact Customer Service or Bids & Specification Support for more information and a quotation. KRUG is not responsible for shipment damage occurring on overseas shipments

Export Packaging is STRONGLY RECOMMENDED for:

- (A) all shipments outside of the lower 48 states and Canada.
- (B) all shipments that will be held in storage for an extended period prior to installation.

**Important:** Please note that Krug will not be responsible for damage claims on product shipped or stored in the above conditions but where export packaging has not been utilized.

## Dimensions

Dimensions are in inches and approximate, and subject to change without notice. Contact Customer Service if dimensions are critical.

## Freight Terms and Conditions

1. All product is shipped FOB the Krug factory. Freight is either pre-paid to the destination or not pre-paid, depending on established customer specific freight terms.

2. Docks at the selected delivery location must be equipped to handle a 53' trailer. If a dock is inadequate for delivery by Krug, Krug will re-deliver to another local location and any additional costs will be charged to the customer.

3. For all deliveries, it is understood that Krug or its agent is making a dock delivery only (equipped to handle a 53' trailer), and any further work of truck unloading, delivery beyond the dock, installation, and removal of packaging is not authorized or paid for by Krug.

4. Drop shipments to the installation site, and timed deliveries, are available on larger shipments (full truckloads or slightly less) at no additional charge. Drop shipments or timed deliveries for smaller shipments may not be available, or if available will require a surcharge. Deliveries on an after hours basis, or on weekends, or any other special requirements, may be subject to a surcharge. Location and contact information, and the requested time of delivery, is required at least one week prior to the acknowledged shipment date. If this information is not provided one week in advance, or if the location or time of the drop shipment is changed less than one week in advance, a surcharge may be applied, and/or the drop shipment may not be scheduled. For deliveries requested Monday to Thursday after 5:00 pm, please apply a surcharge of \$262/shipment. For deliveries requested Monday to Friday before 7:00 am, please apply a surcharge of \$262/shipment. For deliveries requested Friday (after 3:00 pm) or weekends, please apply a surcharge of \$525/shipment. (Local times).

5. For all deliveries - whether to the Customer location or drop shipment - any circumstances that result in the delay of our carrier (including unsuitable receiving facilities, or facilities not open or available), service charges will be applied at the rate of \$78/hour. Where re-delivery is necessary because of these circumstances, the full cost of re-delivery will be charged. If Less Than Truck Load is delivering, one hour is allocated to unload. Any additional time required to unload after the first hour is \$78/hour. If a Truck Load is delivering the order, three hours is allocated to unload. Any additional time required to unload is \$78/hour. Direct deliveries to site for large orders are possible, (must exceed \$60,000 net), and accommodate 48 - 53' trailers. Krug is responsible for delivery to the approved delivery address. If an address change is required, this must be authorized by Krug 5 business days prior to ship date. Any additional delivery costs incurred after this time will be charged to the customer.

## Product Strength and Durability Testing

All Krug products have been thoroughly tested, and exceed the testing requirements of ANSI/BIFMA seating standard. Specific test results and documentation are available on request.



## Installation Support

For assistance please contact Technical Support at 1-888-578-5784 x216 or e-mail [installationhelp@krug.ca](mailto:installationhelp@krug.ca) and you will be directed to the appropriate installation support person.

## Damaged Shipments

All Krug product is well engineered, carefully inspected, and expertly loaded onto our trucks at our Distribution Center. If you receive any damaged freight, we ask that you do not refuse the shipment. Krug is not responsible for damage to goods that occurs in transit or

storage. It is the purchaser and/or receiver's responsibility to examine the goods upon receipt and to notify Krug of any damages, overages or shortages. Any discrepancies should be noted on the Bill of Lading. The delivering carrier will not accept responsibility for shortages or damages if signed "clear". Notification of concealed damage claims must be made to Krug Distribution within 5 days of delivery, along with digital pictures if available. All product and packaging must be available for inspection. Krug liability ceases after 5 business days and Krug will not be responsible for concealed damages if shipments are left unopened. Krug is not responsible for the condition of product that is stored or installed in an environment where temperature and humidity are not controlled.

## Field Product Report Authorization

Krug's written authorization, in the form of an FPR number, must be obtained prior to incurring charges of any kind if Krug is expected to pay these charges. This includes authorization for returns, field repairs and replacements, post field repairs, installation and delivery charges. Krug reserves the right to have its representative inspect product related to any request for such authorizations, prior to that authorization being provided. Deductions from invoices paid for any charges to Krug, without prior written authorization in the form of an FPR, will not be accepted. Digital photographs may be required to complete the FPR process.

## Returns

No merchandise may be returned without Krug's prior written consent. In the event of an authorized return, a Field Product Report (FPR) number will be issued, and a restocking charge will apply. Return transportation charges must be prepaid. Unauthorized returns will not be accepted and will be returned freight collect. All merchandise being returned must be properly packaged in its original or comparable replacement packaging to ensure protection of the product during handling and transportation. Returns on orders duplicated by the customer must be received in their original packaging to be accepted. Product being returned where Krug has authorized its liability for replacement or repair will be thoroughly inspected on its return, and the results compared to the reason for the return stated on the FPR. Any discrepancies, such as additional damage, signs of usage, missing parts, etc., will result in an adjustment to the amount of credit issued.

## Custom Capabilities

Over 15% of our orders involve some type of custom work, and we invite our customers to make use of our extensive capabilities.

These include:

- 1) Dimensional customization of standard size products
- 2) Custom finishes
- 3) For larger orders, completely custom-designed products, as well as non-standard wood species can be specified.

Custom orders may require additional production lead times. Contact Engineering at the e-mail address [engquotes@krug.ca](mailto:engquotes@krug.ca).

## Care and Maintenance Leather

Leather is a natural product and requires very little care during use. Most stains can be removed with a clean dry cloth. For stubborn spots and stains, use a mild non-detergent cleaner, rinse well and let air dry naturally. Do not use saddle soap, cleaning solvents, furniture polish, oils, varnish, abrasive cleaners, soaps or ammonia waters.

## Fabric Upholstery

Professional upholstery cleaning is recommended.

## Flammability Standards for Krug Textiles - Upholstery Program

- Passes State of California Technical Bulletin CAL 117-2013


# KRUG TEXTILES - UPHOLSTERY FABRICS



## Krug Textiles - Stocked Fabric Program

### Grade 1


#### ARLO




308 MIDNIGHT



306 PETROL



908 CHARCOAL



93 SEAL



601 PEARL



84 NUTMEG



62 OATMEAL



90 LIMESTONE

#### FRANKLIN




47 CAMEL



3009 MIDNIGHT



67 FAWN



97 CINDER



94 METAL



909 BLACK



9004 CHARCOAL




308 PETROL




108 ORCHID


#### COMRADE




309 MIDNIGHT




84 TEAK



63 LINEN



24 ALPINE




905 IRON



601 SNOW



57 MARIGOLD



31 DUCK EGG

#### FELICITY



601 IVORY



305 SKY



603 TAUPE



93 COAL



405 HENNA



64 PUTTY



62 FAWN



36 BLUEBERRY

**Krug Textiles - Stocked Fabric Program**

**Grade 2**

**GRADDY**



25 CAPER



31 SKY




604 FLAX



901 CHAR



93 GRAY



34 SLATE



84 TEAK



98 NICKLE

**YATES**




84 BIRCH




44 CLAY




87 TAUPE



25 JUNIPER




305 INDIGO




109 CRANBERRY




803 TOAST



92 ZINC



91 SILVER



908 CHARCOAL

**MCCOY**



608 TUNDRA



601 CREME




908 CHARCOAL



62 COPPER



108 CORDOVAN



32 ROBIN'S EGG




94 MERCURY



84 BARK

**ORIS**




908 DOMINO




604 BARK



601 CREAM



306 DELFT




902 ZINC



305 MIDNIGHT



64 PUTTY



205 CHARTREUSE


# KRUG TEXTILES - UPHOLSTERY FABRICS




## Krug Textiles - Stocked Fabric Program

### Grade 3


#### MORITZ



205 SPEARMINT




61 OYSTER




306 CADET



104 MULBERRY



31 AEGEAN



9008 CHARCOAL




82 CLAY



304 CAPRI

#### LORENZO



306 INDIGO



24 ALPINE



64 LINEN



91 FLANNEL




32 MIST



601 CREAM



106 HENNA



604 STUCCO

#### BISCOTTI



302 CAPRI



45 SPICE



61 DESERT



91 GRANITE

#### INTRIGUE



601 OYSTER




27 OLIVE



4003 OCHRE



908 CHARCOAL



3009 MIDNIGHT



805 PECAN



608 STUCCO



605 STRAW

**Krug Textiles - Faux Leather Program - Grade 2**



**Krug Textiles - Leather Program - Grade 8**

Please contact Customer Service for specific information on leathers, available colors and lead times.



**Krug Textiles - Cut fabric NET price per yard**

Grade 1	\$21
Grade 2	\$33
Grade 3	\$44

**LATEX FREE**

Krug products are made with latex-free materials to prevent the allergic reaction that latex causes in some people.

# CUSTOMER'S OWN MATERIAL - C.O.M.

## Customer's Own Material (COM/COL)

COM/COL must be received three weeks prior to the acknowledged ship date. Orders with COM/COL not received by the required deadline will be delayed. A description of the upholstery cover, including supplier name, pattern name, upholstery cover name and color number must be included with the purchase order.

COM/COL testing requires 3 business days and samples are to be directed to Customer Service. The customer has the option of providing the sample COM/COL before, at time of order, or once the sample COM/COL is received. If the customer does not send a sample for approval in advance of sending actual material, Krug will not be responsible for the cost of any upholstery cover or other material that it determines to be unsuitable for the product or our process.

When the COM/COL upholstery cover is received at Krug, it must be clearly identified with the upholstery cover name and color, and tagged with name of the Krug customer and purchase order number. Krug will inspect all COM/COL upholstery covers when received to determine if it will be suitable for upholstery. Where Krug feels that the upholstery cover or leather specified will compromise the quality or integrity of our products, customers will be contacted to direct these concerns. Further, Krug reserves the right to refuse to accept and use any COM upholstery covers or leathers that will compromise our products in any way that is unacceptable to Krug. Krug cannot assume responsibility for the durability or tailoring quality of customer's own material.

Yardage specified in this price guide is approximate. In the case of multiple product orders, multiply the number of items by the COM yardage specified to determine upholstery cover required, unless otherwise indicated. Additional yardage may be needed if the material is less than 54" wide, or patterned or striped and requires matching. All COMs are cut "up the roll" unless otherwise stated by the customer. All striped upholstery covers will be applied vertically unless otherwise stated by the customer and after approval by Krug. Krug will not be responsible for directional or positional problems with its application of COM material, unless it has been provided with explicit instructions by the customer. Special instructions should be sent to Krug Customer Service, including a sample (or photocopy) of the upholstery cover. Krug is not responsible for instructions sent with the upholstery cover rolls, or for the method of upholstery if no instructions have been provided.

Price increases and freight charges to COM/COL acquired on the customer's behalf will be passed onto the customer.

## Application of Directional Upholstery cover

Some COM upholstery covers will be considered directional by Krug even though they are not considered directional by the supplier. All COMs are automatically cut "up the roll" unless otherwise stated by the customer (please see below).



Standard-Cut  
"up the roll"



Non-Standard-Cut across the roll "railroad"

## COM/COL Shipping Procedures

For seating COM/COL upholstery covers, please send upholstery covers to:

Krug Inc.  
111 Ahrens Street  
Kitchener, Ontario  
Canada N2H 4C2  
**Attention: RECEIVER**

COM/COL orders cannot be scheduled into production until the upholstery cover has arrived and inspection is complete.

All packages must be clearly marked

**"For Customs Clearance by Willson International Custom Brokers".**

According to the North American Free Trade Agreement (NAFTA), goods shipped between the United States and Canada can qualify for exemption from all duties, or for a reduction in duties, if the goods can be proven to originate in either the United States, Canada or Mexico.

Canada Customs requires that a NAFTA Certificate of Origin and a Commercial Invoice be completed and sent with the upholstery cover shipment. The Commercial Invoice must clearly state the description of the upholstery cover, the selling price, the make-up or content, and the purchaser. The absence of these two documents will delay the shipments at the U.S./Canada border, thereby potentially delaying the customer order. If the total value of the shipment is less than \$1200 U.S., Customs will accept a Low Value Statement of Origin in place of the NAFTA Certificate of Origin. The Low Value Statement must be signed by a representative of the exporting company. This statement may either be included on the commercial invoice or attached to the invoice. Krug is happy to answer any questions or concerns about COM/COL shipping procedures and the required documents.

## CAL 133 & Moisture Barrier

California Technical Bulletin 133 is a flammability test for seating. Krug offers a compliance method which, in combination with non-flammable upholstery covers, may enable the products to meet certification requirements for this test. This process at the same time also provides the products with a Moisture Barrier - a treatment that helps to prevent the passage of liquids and moisture to inside of upholstered components - thereby conferring sanitary and anti-infection benefits. So when CAL 133 is specified, the product also automatically has a Moisture Barrier, and when a Moisture Barrier is specified, the product also features the compliance method and low flammability features of CAL 133.

The application of this upcharge and the compliance method does not mean that the specific configuration of product and upholstery cover are tested and officially certified as being CAL 133 compliant. If official certification is required, Krug will provide this (through an independent certified testing laboratory) at a charge of \$874 per item, plus the cost of the product to be tested. Lead time for certification testing is typically 4-8 weeks. Krug assumes no responsibility for the testing of our products in combination with upholstery covers, or for the results of any testing conducted. Some specific configurations of product and upholstery have already been tested. Please contact Customer Service for additional information.

## C.O.L. Yardage

To calculate C.O.L. yardage required, please use the following conversions based on COM yardage: Leather must be ordered in square footage. - 17 square feet in a yard

- Approx. 3 yards in a hide
- Approx. 51 square feet in a hide
- Please use grade 3 pricing for COL

## Upholstery Cover Yardage Calculation

To calculate yardage required for COM and other non-standard upholstery cover orders, please contact Krug Customer Service at 1.888.578.5784. Unless otherwise stated, upholstery cover rolls are assumed to be a minimum 54" wide. Please use the guide below to calculate the percentage of extra upholstery cover required to cover large repeats. The repeat is calculated by adding both the vertical and horizontal measurements together and then referring to the chart below for extra yardage required.

		2"-14"	15"-19"	20"-27"	28"-36"
FABRIC	Plain	Repeat	Repeat	Repeat	Repeat
54	0%	10%	15%	20%	25%
53-50	16%	20%	25%	30%	35%
48	16%	25%	30%	35%	40%
45	40%	50%	55%	60%	65%
36	50%	60%	65%	70%	75%



# GRADED-IN UPHOLSTERY PROGRAMS

Krug has partnered with several textile brands to grade in their offerings, designed to provide a wide range of upholstery selections for our seating products.

Upholstery pricing and availability is subject to change without notice. We grade this upholstery according to the pricing of the fabric suppliers - when their pricing changes, the Krug grade may change.

When placing an order, a Krug customer must specify the complete upholstery number, along with the appropriate Krug model number and finish. Krug will supply the complete product at the prices listed. Orders specifying graded-in upholstery cannot be cancelled once the upholstery has been ordered.

## Upholstery Grades

To determine the price of a product for graded-in upholstery, use the reference lists located on Krug's website under - Products - Textiles, to view the upholstery grade (1-9). Krug is not responsible for the discontinuation of this upholstery. Please contact Customer Service for information on upholstery not listed.

When two upholstery selections are specified for use on seating, the higher grade upholstery price will apply to the order.

High Performance upholstery; Polyurethane, Vinyl or Crypton, is particularly suitable for healthcare and other intensive-use environments.

## Upholstery Samples

If you require additional samples or memos for presentation, please contact fabric supplier directly.

## Flammability Standards

- Tunnel Test Surface Ratings Class A rating
- Class 1 UFAC
- Passes State of California Technical Bulletin 117-Section E

Please contact fabric supplier directly for further flammability information pertaining to specific upholstery.

## Special Conditions

Acknowledgments will give the estimated delivery date of the finished product. Some upholstery is imported, and availability may affect estimated delivery time. For large projects, please contact fabric supplier directly for availability of yardage.

# KRUGEXPRESS PROGRAM

## PROGRAM DETAILS

*KrugExpress* orders are ready to ship by the date acknowledged. Delivery and shipping schedules may result in actual shipping of orders at a later date. Statutory holidays and scheduled factory vacations may add to acknowledged lead times of *KrugExpress* orders. Unless otherwise specified on the order, the customer's standard method of shipping Krug products will be utilized.

Available factory capacity for *KrugExpress* is filled by orders received on a "first come, first serve" basis. If the normal *KrugExpress* lead time is not available for your order because available capacity has been filled, you will be immediately advised of the earliest available ready-to-ship date. Please consult your Customer Service representative in advance if you wish to confirm the specific lead time availability for a *KrugExpress* order.

Orders must be received by midnight of a given day for that day to be considered the official day the order is received. Order lead times are acknowledged from the date the order is received, but not including the date the order is received.

*KrugExpress* orders must be "clean" when received in order to be considered officially received on a given day, and lead times will be acknowledged from the date orders are determined to be "clean". Changes to *KrugExpress* orders are not allowed under any circumstances.

Orders for product on *KrugExpress* must clearly state: "*KrugExpress*".

COM and graded-in upholstery is available on Krug Express. Orders are scheduled on Krug Express, and given the best available date, when the upholstery is received at Krug. Some conditions apply.

## SEATING PROGRAM

Orders for seating products on the *KrugExpress* program may be subject to quantity maximums. Please contact Krug Customer Service for more information.

Quantity maximums are dependent upon available capacity, in order to insure that we ship all orders on time.

Please note that the CAL 133 option is not available on *KrugExpress*.

# KARMA | FINISHES

## WOOD FINISHES

Standard wood finishes are:

### Finishes on Beech

Appalachian Cherry  
American Cherry  
Imperial Cherry  
Light Cherry  
Medium Cherry  
Natural Cherry  
Sable Cherry  
Standard Cherry  
Light Oak  
Harvest Oak  
Mahogany  
Mellow Oak  
Espresso  
Cordovan Walnut  
Natural Walnut  
Regular Walnut  
SilverGrey on Walnut  
Dark Walnut  
Clear Beech  
Medium Anigre

### Finishes on Maple

Clear Maple  
Honey Maple  
Wheat Maple

### PALETTE

Palette finishes available for applicable products.

Black  
White  
Soft Green  
Steel Blue  
Slate

## NATURAL CHARACTERISTICS OF WOOD

Wood is a natural product with inherent color variations that will never be fully mitigated by the finishing process. Please anticipate variation in colors within a single unit, from piece to piece, and from Krug wood finish samples. If a very close match is required, a sample must be provided with the order and an upcharge will apply. Exact color matches are not possible.

### CUSTOM WOOD FINISHES

Add 10% list to your order for special finishes, minimum upcharge is \$525 list per finish per order. (For example, on all orders up to \$5250 list, an upcharge of \$525 will apply, on orders \$5000 and up add 10% list to your order.)

Special finish upcharges on seating products are calculated on a grade 1 value. For orders with special finishes, a sample that is a minimum 3" by 3" must be received with the order. Special finishes may add additional lead time to production schedules. Since wood is a natural product, some variations in grain, color and stain acceptance will occur. In our finishing processes, we try to minimize variations, but some variation between samples and finished goods should be anticipated.

### DUAL FINISHES

Add 10% list per item if specifying dual finish.

### STANDARD WOOD FINISHES

No upcharge will be applied when specifying a finish available as standard on one species onto maple seating and occasional tables. Clear finishes are not available on other species since they are a clear finish on top of the natural veneer color.

## WOOD FINISHES TO MATCH STANDARD LAMINATES

Willow on Beech  
Copper on Beech  
Shiraz Cherry on Beech  
Park Avenue Walnut on Beech  
Chocolate on Beech  
Nutmeg on Beech  
Portobello on Beech  
Ash on Beech  
Dune on Maple

## LAMINATES

Krug's in-stock Laminates are available in 17 different laminate selections. Please note that 4 of the colors (Gingerbread, Portobello, Ash and Willow) have textured finishes and may not be appropriate for use in patient areas due to infection control concerns. Minimum order quantities and extended lead times may apply for exotic laminate colors, please check with customer service. Polymer Edge will be selected to match the worksurface. Krug's previous laminate in-stock program will be phased out as in-stock supply depletes. Please contact customer service for availability.

### IN-STOCK LAMINATES

Wood Grain Laminates	High Pressure Laminate Supplier	Textured Wood Grain Laminates	High Pressure Laminate Supplier
Champagne	Tafisa T492CR	Gingerbread	Tafisa T556UR
Hardrock Maple	Formica 86992-58	Portobello	Tafisa T557UR
Dune	Tafisa T491CR	Ash	Tafisa T535AT
Copper	Tafisa T521CR	Willow	Tafisa T543AT
Shiraz Cherry	Tafisa T472CR		
Park Avenue Walnut	Wilsonart 7984-38	<b>Solid Laminates</b>	
Chocolate	Tafisa T498CR	Designer White	Wilsonart D354-60
Nutmeg	Tafisa T477CR	Platinum	Tafisa T202CR
Dark Walnut	Tafisa T469CR	Earth	Tafisa T767CR
		Charcoal	Tafisa T228CR

### PHASE OUT LAMINATES

Almond - Black- Shadows - Edgewood Sycamore - Gunstock Walnut


### NON-STOCKED LAMINATES

For specific lead time and application questions, please contact Krug Customer Service for your requirement. Upcharges will be applicable for non-stocked laminates, depending on their cost. Non-stock laminates may require a minimum order quantity, please contact customer service. Stocked polymer edges only can be specified for use with non-stocked laminates or tops will be self-edged.


**SOLID SURFACE PROGRAM**

The Solid Surface option provides an enhanced durability, protection and cleanability. It is available in 8 standard colors and is replaceable if it becomes damaged or degraded. See individual products for list upcharge chart.

**GROUP GRADE A - WHITE**




Glacier White



Cameo White

**GROUP GRADE A - COLOR**




Bisque

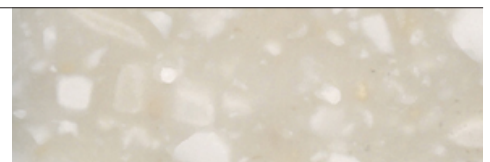


Linen

**GROUP GRADE B**



Antarctica

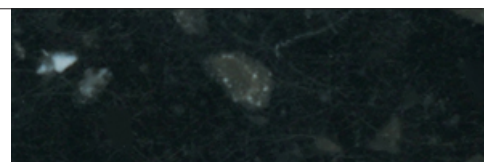


Savannah

**GROUP GRADE C**



Dove



Deep Night Sky

**METAL FINISHES**



Silver Metallic




Matte Black

**URETHANE COLOR OPTIONS**



Taupe



Light Grey



Grey



Black



FSC  
www.fsc.org  
FSC® C021889

The mark of responsible forestry



All products are air emissions certified and are available as FSC® certified

# krug

solutions@krug.ca | www.krug.ca | 1.888.578.KRUG