

KARMA
Price and Specification Guide
CANADA



krug

Advancing Design Through Innovation

TABLE OF CONTENTS

KARMA

- 2 Karma Environmental Summary
- 3 Karma Product Features & Options
- 4 Karma Dimensions & COM Requirements
- 5 Karma Leg Base
- 8 Karma Caster Base
- 9 Karma Sled Base

KARMA | STOOL

- 12 Karma Environmental Summary
- 13 Karma Counter Stool

KARMA | TABLES

- 14 Karma Environmental Summary
- 15 Karma Free Standing Tables
- 16 Karma Linking Tables
- 18 Karma Linking Table Configurations

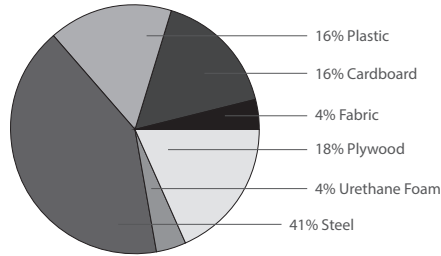
GENERAL INFORMATION

- 19 Terms & Conditions
- 19 Warranty
- 21 KRUG Textiles - Upholstery Fabrics
- 23 KRUG Textiles - Leather & Faux Leather
- 25 Customer's Own Material (COM/COL)
- 25 CAL 133 & Moisture Barrier
- 26 Graded-In Upholstery Programs
- 26 *KRUGEXPRESS* Program
- 27 Wood Finishes
- 27 Standard Laminates
- 28 Metal Finishes
- 28 Urethane Color Options
- 28 Solid Surface Program

LEED CI CREDITS



MATERIAL CONTENT:



PRE-CONSUMER RECYCLED CONTENT = 5.51%

POST-CONSUMER RECYCLED CONTENT = 24.98%

Up to 73.47% of this Karma product is recyclable at the end of its useful life.

CONTRIBUTES TO

CREDIT 2.1 - 2.2	Construction Waste Management	1-2 point(s)
CREDIT 3.3	Resource Reuse	1 point
CREDIT 4.1	Recycled Content	1 point
CREDIT 4.2	Recycled Content	1 point
CREDIT 4.5	Low Emitting Materials, Systems & Seating	1 point
CREDIT 5.1	Regional Materials*	1 point
CREDIT 7	Certified Wood (MUST BE REQUESTED)	1 point(s)

*This credit is only applicable if in total 20% of the combined value of the procurement of construction materials and in the furniture are manufactured within a radius of 500 miles. This credit will apply if the installation of the finished product occurs within 500 miles of Kitchener, Ontario.

level® CERTIFICATION, AIR EMISSIONS AND FSC® CERTIFICATION



level® CERTIFICATION

BIFMA's e3 Furniture Sustainability Standard is a voluntary, multi-attribute standard that measures the degree of sustainability of furniture. This standard evaluates product and company environmental attributes and compliance systems in a wide range of elements which include Materials, Energy & Atmosphere, Human & Ecosystem Health and Social Responsibility. Karma products have earned level®, BIFMA's sustainability certification program for furniture, certification through third-party verification against the e3 standard.



The mark of responsible forestry

AIR EMISSIONS

All Karma products are supplied air-emissions certified. Contact customer service for information.

FSC®

In 2005, Krug received Forest Stewardship Council® (FSC®) Chain-of-Custody certification for our manufacturing facilities. The FSC® Chain-of-Custody tracks certified wood from seedling to final sale. It verifies that the material for our FSC® certified products only come from well-managed, FSC®-certified forests and other controlled sources. FSC® is dedicated to the promotion of responsible forest management worldwide helping to take care of forests for future generations. Karma and other Krug products can be specified with FSC® Certification. Contact customer service for further information, pricing and lead times.



Architects, designers, and building professionals can specify FSC®-certified products in order to achieve a point from the U.S. Green Building Council's Leadership in Energy and Environmental Design (LEED) Rating System.

KARMA | FEATURES & OPTIONS



DESIGNED FOR COMFORT

The seat features an enhanced standard foam thickness, combined with our proprietary webbing suspension system, to provide superior comfort and a longer life cycle. The back is contoured and angled to provide supportive sitting.



LIGHT GREY POLYMER BACK

Polypropylene backs are injection molded, with Light Grey pigment diffused throughout the mold, featuring a compound that provides UV resistance to fading and brittleness from exposure to light. Backs have a minimum wall thickness of 5 mm, providing excellent strength and shock resistance.



WALL SAVER

The angle of the back and the rear legs are designed to keep the back away from the wall, to prevent wear and damage to both the chairs and to the walls of the facility.



POLYMER ARM

Karma arms are durable, comfortable, and long lasting. They are made with injected polymer that is a solid color throughout the arm and are available in four color options: Black, Grey, Light Grey and Taupe.



STANDARD GLIDE

Karma's black domed polymer glides are non-adjustable, and field-replaceable if damaged or degraded. Ideal for carpeted flooring.



STACKING

Karma stacks 7 high on the floor, and 12 chairs on the Caddie. The optional Underseat Cover can be specified to help prevent indenting of seat upholstery on chairs that will be stacked. Karma chairs with the Sled Base option do not stack.



TANDEM SEATING

Karma chairs, and in-line tables, are designed to be instantly converted to (or ordered as) tandem seating. Armed and armless chairs can be connected -when joining arm chairs the positioning prevents a pinch point between the arms. In-line tables can be configured between chairs or as end tables. And the tandem components can be easily removed to convert to freestanding.



REPLACEABLE COMPONENTS

Karma is designed to allow major components to be field replaced, providing a very cost effective means to significantly extend the life of the product.

FRAME COLORS AVAILABLE

The Karma Leg is available in 2 standard finishes; Silver Metallic and Matte Black. Polished Chrome is also available for an upcharge.

WEIGHT CAPACITIES

Karma has been laboratory tested to meet a weight capacity of 500 lbs, in all versions: arm and armless, and all widths.



OPTIONS

SLED BASE OPTION

Optional Sled Base frames are available in Silver Metallic and Matte Black. The integrated steel rail spans between the front and rear legs which are fitted with black nylon glides. Karma chairs with the Sled Base option do not stack.



UNDERSEAT COVER

As an alternative to the standard dust cover under the seat, this option, in black polymer, closes off the underside of the chair, functioning as a cleanable Splashguard to protect the interior from moisture. It also assists in chair stacking, by distributing the weight to eliminate any indentations in the seat upholstery.



CASTERS OPTION

Karma features durable low profile 1 1/2" diameter casters in black nylon offering an impressive 500lb load rating. Caster models are available in Silver Metallic only. Karma chairs with the caster option do not stack.



FLOOR SAVER GLIDE

Karma's Floor Saver Glides are a larger, white, nylon glide incorporating a much larger surface area, and is a self-adjusting to help protect LVT, vinyl, tile, or hardwood where risk of marking might occur. Available at a **\$36 list** upcharge.



NON-SLIP GLIDE

Features a much larger surface area and is also self-adjusting. It also features a softer outer coating to hold and prevent chair from sliding on LVT, vinyl, or tile flooring. Perfect for more slippery/smooth floor areas where prevention of chair movement is required. Available at a **\$36 list** upcharge.



COMBINATION UPHOLSTERY COVERS

When combination upholstery is specified with fabric of the same grade or COM, an upcharge for dual fabrics is **\$32 list** per unit. When graded in combination upholstery is selected, use the highest grade upholstery selected or to obtain a quote for blended grading contact Customer Service (please provide the fabrics specified and location of where each fabric is to be applied on the product).

REMOVABLE COVERS

Optional Removeable covers can be quickly installed on Karma products that were originally ordered with the Removable cover option. Replacement covers can also be installed on Karma products that were not originally ordered with the Removable cover option, with some simple staple removal.

CAL 133 & MOISTURE BARRIER

California Technical Bulletin 133 is a flammability test for seating. Krug offers a compliance method which, in combination with non-flammable upholstery covers, may enable the products to meet certification requirements for this test. This process at the same time also provides the products with a Moisture Barrier - a treatment that helps to prevent the passage of liquids and moisture to inside of upholstered components - thereby conferring sanitary and anti-infection benefits. See page 25 for information.







KARMA | DIMENSIONS & COM REQUIREMENTS

	Overall Width	Overall Depth	Overall Height	Seat Height	Arms From Floor	Between Arms	Seat Depth	Shipping Weight/box			COM YRD	Cubes
								1 Chair	2 Chairs	3 Chairs		
Leg Base Stacking Chair Upholstered												
Armless												
KAR2C-18.5	20.2	21.9	33.9	18	n/a	n/a	17	22.5	41	59.5	1	18
KAR2C-22	23.7	21.9	33.9	18	n/a	n/a	17	24	44	64	1	18
KAR2C-26	27.7	21.9	33.9	18	n/a	n/a	17	25.5	47	68.5	1.7	21
With Arms												
KAR2C-18.5	24.5	21.9	33.9	18	26.8	18.5	17	24	44	64	1	18
KAR2C-22	28	21.9	33.9	18	26.8	22	17	25.5	47	68.5	1	18
KAR2C-26	32	21.9	33.9	18	26.8	26	17	27	50	73	1.7	21
Leg Base Stacking Chair Wood Back												
Armless												
KAR2C-18.5	20.2	21.9	33.9	18	n/a	n/a	17	22.5	41	59.5	0.7	18
KAR2C-22	23.7	21.9	33.9	18	n/a	n/a	17	24	44	64	0.7	18
KAR2C-26	27.7	21.9	33.9	18	n/a	n/a	17	25.5	47	68.5	0.7	21
With Arms												
KAR2C-18.5	24.5	21.9	33.9	18	26.8	18.5	17	24	44	64	0.7	18
KAR2C-22	28	21.9	33.9	18	26.8	22	17	25.5	47	68.5	0.7	18
KAR2C-26	32	21.9	33.9	18	26.8	26	17	27	50	73	0.7	21
Leg Base Stacking Chair Polymer Back												
Armless												
KAR2C-18.5	20.2	21.9	33.9	18	n/a	n/a	17	22.5	41	59.5	n/a	18
With Arms												
KAR2C-18.5	24.5	21.9	33.9	18	26.8	18.5	17	24	44	64	n/a	18
Caster Base Chair Upholstered - With Arms												
KAR2C-18.5	24.5	21.9	33.9	18	26.8	18.5	17	24	44	64	1	18
KAR2C-22	28	21.9	33.9	18	26.8	22	17	25.5	47	68.5	1	18
Caster Base Chair Wood Back - With Arms												
KAR2C-18.5	24.5	21.9	33.9	18	26.8	18.5	17	24	44	64	0.7	18
KAR2C-22	28	21.9	33.9	18	26.8	22	17	25.5	47	68.5	0.7	18
Caster Base Chair Polymer Back - With Arms												
KAR2C-18.5	24.5	21.9	33.9	18	26.8	18.5	17	24	44	64	0.7	18
Sled Base Chair Upholstered												
Armless												
KAR2C-18.5	20.2	21.9	33.9	18	n/a	n/a	17	25.5	-	-	1	18
KAR2C-22	23.7	21.9	33.9	18	n/a	n/a	17	27	-	-	1	18
KAR2C-26	27.7	21.9	33.9	18	n/a	n/a	17	28.5	-	-	1.7	21
With Arms												
KAR2C-18.5	24.5	21.9	33.9	18	26.8	18.5	17	27	-	-	1	18
KAR2C-22	28	21.9	33.9	18	26.8	22	17	28.5	-	-	1	18
KAR2C-26	32	21.9	33.9	18	26.8	26	17	30	-	-	1.7	21
Sled Base Chair Wood Back												
Armless												
KAR2C-18.5	20.2	21.9	33.9	18	n/a	n/a	17	25.5	-	-	0.7	18
KAR2C-22	23.7	21.9	33.9	18	n/a	n/a	17	27	-	-	0.7	18
KAR2C-26	27.7	21.9	33.9	18	n/a	n/a	17	28.5	-	-	0.7	21
With Arms												
KAR2C-18.5	24.5	21.9	33.9	18	26.8	18.5	17	27	-	-	0.7	18
KAR2C-22	28	21.9	33.9	18	26.8	22	17	28.5	-	-	0.7	18
KAR2C-26	32	21.9	33.9	18	26.8	26	17	30	-	-	0.7	21
Sled Base Chair Polymer Back												
Armless												
KAR2C-18.5	20.2	21.9	33.9	18	n/a	n/a	17	25.5	-	-	0.7	18
With Arms												
KAR2C-18.5	24.5	21.9	33.9	18	26.8	18.5	17	27	-	-	0.7	18
Yardage for Individual Components			Back	Seat								
Fabric 18.5"			0.50	0.75								
Fabric 22"			0.50	0.75								
Fabric 26"			1.00	0.75								

DIMENSIONS:

All dimensions are in inches and approximate and are subject to change without notice. Contact Customer Service if dimensions are critical.

KARMA | LEG BASE

DESCRIPTION/MODEL	COM		COL	FABRIC GRADES			LEATHER		
	1	2	3	4	5	6	7	8	9
 18.5" Leg Base, Matte Black or Silver Metallic - Upholstered Seat & Polymer Back, No Arm with Standard Dust Cover KAR2C-18.5L_PNAD	429	455	478	515	556	591	631	682	732
18.5" Leg Base, Polished Chrome - Upholstered Seat & Polymer Back, No Arm with Standard Dust Cover KAR2C-18.5LCPNAD	533	559	584	620	661	697	737	786	837
 18.5" Leg Base, Matte Black or Silver Metallic - Fully Upholstered, No Arm with Standard Dust Cover KAR2C-18.5L_UNAD	463	489	513	549	590	625	664	716	767
18.5" Leg Base, Polished Chrome - Fully Upholstered, No Arm, and Standard Dust Cover KAR2C-18.5LCUNAD	568	593	618	655	696	730	770	820	871
 18.5" Leg Base, Matte Black or Silver Metallic - Upholstered Seat & Wood Back, No Arm with Standard Dust Cover KAR2C-18.5L_WNAD	494	510	520	539	560	577	598	624	648
18.5" Leg Base, Polished Chrome - Upholstered Seat & Wood Back, No Arm with Standard Dust Cover KAR2C-18.5LCWNAD	600	614	627	644	664	682	703	729	756
 18.5" Leg Base, Matte Black or Silver Metallic - Upholstered Seat & Polymer Back, with Arm and Standard Dust Cover KAR2C-18.5L_PA_D	464	489	516	553	591	627	668	718	769
18.5" Leg Base, Polished Chrome - Upholstered Seat & Polymer Back, with Arm and Standard Dust Cover KAR2C-18.5LCPA_D	571	596	621	658	697	732	772	825	874
 18.5" Leg Base, Matte Black or Silver Metallic - Fully Upholstered, with Arm and Standard Dust Cover KAR2C-18.5L_UA_D	498	522	550	586	625	661	702	752	803
18.5" Leg Base, Polished Chrome - Fully Upholstered, with Arm and Standard Dust Cover KAR2C-18.5LCUA_D	604	630	656	691	730	767	806	858	909
 18.5" Leg Base, Matte Black or Silver Metallic - Upholstered Seat & Wood Back, with Arm and Standard Dust Cover KAR2C-18.5L_WA_D	521	536	549	567	588	604	625	653	677
18.5" Leg Base, Polished Chrome - Upholstered Seat & Wood Back, with Arm and Standard Dust Cover KAR2C-18.5LCWA_D	628	641	655	672	693	709	730	757	782

ORDERING NOTES: When selecting Frame Color and Arm Style please see Product Code Key below.






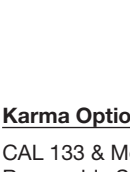
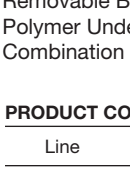

Karma Option Upcharges \$ List

CAL 133 & Moisture Barrier (per yard)	61
Removable Seat Covers	68
Removable Back Covers	68
Polymer Underseat Shroud 18.5"	45
Combination Upholstery - dual fabrics	32

PRODUCT CODE KEY

Line	Series	Frame Size	Frame Color	Style	Arm Style	Underseat Shroud
KAR	2C	18.5L	B	U	NA	S
Karma	Stacking Chair	18.5" Leg Base	Matte Black	Fully Upholstered	No Arm	Polymer Shroud
			S	W	AB	D
			Silver Metallic	Beech Wood Back	Black	Standard Dust Cover
			C	P	AG	
			Polished Chrome	Polymer Back	Grey	
					ALG	
					Light Grey	
					AT	
					Taupe	

KARMA | LEG BASE

DESCRIPTION/MODEL	COM		COL	FABRIC GRADES			LEATHER			
	1	2	3	4	5	6	7	8	9	
	22" Leg Base, Matte Black or Silver Metallic - Fully Upholstered, No Arm with Standard Dust Cover									
	KAR2C-22L_UNAD	504	529	555	589	628	663	704	756	805
	22" Leg Base, Polished Chrome - Fully Upholstered, No Arm, and Standard Dust Cover									
	KAR2C-22LCUNAD	631	656	681	717	757	793	832	884	935
	22" Leg Base, Matte Black or Silver Metallic - Upholstered Seat & Wood back, No Arm with Standard Dust Cover									
	KAR2C-22L_WNAD	540	555	567	585	604	623	642	668	695
	22" Leg Base, Polished Chrome - Upholstered Seat & Wood back, No Arm with Standard Dust Cover									
	KAR2C-22LCWNAD	669	681	696	712	732	749	771	796	823
	22" Leg Base, Matte Black or Silver Metallic - Fully Upholstered, with Arm and Standard Dust Cover									
	KAR2C-22L_U_D	538	563	589	624	664	699	741	791	841
	22" Leg Base, Polished Chrome - Fully Upholstered, with Arm and Standard Dust Cover									
	KAR2C-22LCU_D	666	693	717	752	794	828	869	917	969
	22" Leg Base, Matte Black or Silver Metallic- Upholstered Seat & Wood back, with Arm and Standard Dust Cover									
	KAR2C-22L_W_D	568	581	593	612	633	648	670	696	721
	22" Leg Base, Polished Chrome - Upholstered Seat & Wood back, with Arm and Standard Dust Cover									
	KAR2C-22LCW_D	697	708	723	741	760	778	799	824	848

ORDERING NOTES: When selecting Frame Color and Arm Style please see Product Code Key below. Karma chairs all include the Standard Dust Cover ("D"), for optional Polymer Shroud change "D" to "S" and add upcharge listed below.





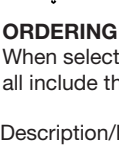

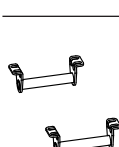
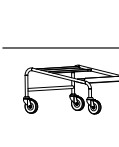
Karma Option Upcharges \$ List

CAL 133 & Moisture Barrier (per yard)	61
Removable Seat Covers	68
Removable Back Covers	68
Polymer Underseat Shroud 22"	60
Combination Upholstery - dual fabrics	32

PRODUCT CODE KEY

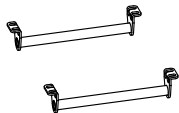
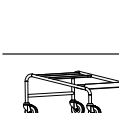
Line	Series	Frame Size	Frame Color	Style	Arm Style	Underseat Shroud
KAR Karma	2C Stacking Chair	22L 22" Leg Base	B Matte Black	U Fully Upholstered	NA No Arm	S Polymer Shroud
			S Silver Metallic	W Beech Wood Back	AB Black	D Standard Dust Cover
			C Polished Chrome		AG Grey	
					ALG Light Grey	
					AT Taupe	

KARMA | LEG BASE

DESCRIPTION/MODEL	COM		COL			FABRIC GRADES			LEATHER	
	1	2	3	4	5	6	7	8	9	
	26" Leg Base, Matte Black or Silver Metallic - Fully Upholstered, Armless with Standard Dust Cover									
	KAR2C-26L_UNAD	602	648	699	768	845	913	990	1087	1185
	26" Leg Base, Polished Chrome - Fully Upholstered, Armless, with Standard Dust Cover									
	KAR2C-26LCUNAD	731	780	829	897	974	1042	1121	1219	1315
	26" Leg Base, Matte Black or Silver Metallic - Upholstered Seat & Wood back, Armless, with Standard Dust Cover									
	KAR2C-26L_WNAD	620	642	664	698	732	767	803	847	893
	26" Leg Base, Polished Chrome - Upholstered Seat & Wood back, Armless, with Standard Dust Cover									
	KAR2C-26LCWNAD	748	772	795	828	863	896	933	979	1021
	26" Leg Base, Matte Black or Silver Metallic - Fully Upholstered, with Arm and Standard Dust Cover									
	KAR2C-26L_U_D	638	687	733	803	880	948	1029	1123	1222
	26" Leg Base, Polished Chrome - Fully Upholstered, with Arm and Standard Dust Cover									
	KAR2C-26LCU_D	768	816	865	933	1011	1080	1156	1253	1352
	26" Leg Base, Matte Black or Silver Metallic- Upholstered Seat & Wood back, with Arm and Standard Dust Cover									
	KAR2C-26L_W_D	646	670	693	725	760	794	830	874	918
	26" Leg Base, Polished Chrome - Upholstered Seat & Wood back, with Arm and Standard Dust Cover									
	KAR2C-26LCW_D	777	800	823	854	890	922	960	1006	1050

ORDERING NOTES:




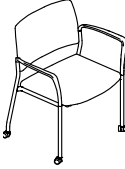

When selecting Frame Color and Arm Style please see Product Code Key below. See following page for additional options. Karma chairs all include the Standard Dust Cover ("D"), for optional Polymer Shroud change "D" to "S" and add \$74 list.

Description/Model	Price
	Tandem Seating Bracket -Matte Black (for armed chair)
	KAR2C-GB BA 77
	Tandem Seating Bracket- Silver Metallic (for armed chair)
	KAR2C-GB BSA 77
	Tandem Seating Bracket- Polished Chrome (for armed chair)
	KAR2C-GB BCA 87
	Tandem Seating Bracket-Matte Black (for chairs without arms)
	KAR2C-GB BNA 68
	Tandem Seating Bracket- Silver Metallic (for chairs without arms)
	KAR2C-GB BSNA 68
	Tandem Seating Bracket- Polished Chrome (for chairs without arms)
	KAR2C-GB BCNA 78
	Caddie
	DOL6 799

PRODUCT CODE KEY

Line	Series	Frame Size	Frame Color	Style	Arm Style	Underseat Shroud
KAR	2C	26L	B	U	NA	S
Karma	Stacking Chair	26" Leg Base	Matte Black	Fully Upholstered	No Arm	Polymer Shroud
			S	W	AB	D
			Silver Metallic	Beech Wood Back	Black	Standard Dust Cover
			C		AG	
			Polished Chrome		Grey	
					ALG	
					Light Grey	
					AT	
					Taupe	

KARMA | CASTER BASE

DESCRIPTION/MODEL	COM		COL			FABRIC GRADES			LEATHER	
	1	2	3	4	5	6	7	8	9	
 18.5" Caster Base, Silver Metallic - Upholstered Seat & Polymer Back, No Arm with Standard Dust Cover KAR2CS-18.5MSP_D	544	570	596	631	670	706	746	796	848	
 18.5" Caster Base, Silver Metallic - Fully Upholstered, with Arm and Standard Dust Cover KAR2CS-18.5MSU_D	578	603	630	664	704	741	781	830	883	
 18.5" Caster Base, Silver Metallic - Upholstered Seat & Wood back, with Arm and Standard Dust Cover KAR2CS-18.5MSW_D	602	615	628	645	666	683	704	730	756	
 22" Caster Base, Silver Metallic - Fully Upholstered, with Arm and Standard Dust Cover KAR2C-22MSU_D	616	642	668	703	744	778	819	870	918	
 22" Caster Base, Silver Metallic- Upholstered Seat & Wood back, with Arm and Standard Dust Cover KAR2C-22MSW_D	646	659	673	689	711	728	748	773	800	

ORDERING NOTES: When selecting Arm Style please see Product Code Key below.
Karma chairs all include the Standard Dust Cover ("D"), for optional Polymer Shroud change "D" to "S" and add upcharge listed below.

Karma Option Upcharges

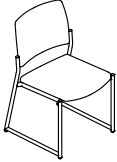



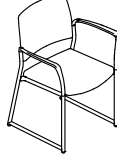
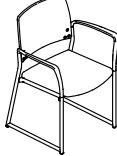
\$ List

CAL 133 & Moisture Barrier (per yard)	61
Removable Seat Covers	68
Removable Back Covers	68
Polymer Underseat Shroud 18.5"	45
Polymer Underseat Shroud 22"	63
Polymer Underseat Shroud 26"	77
Combination Upholstery - dual fabrics	32

PRODUCT CODE KEY

Line	Series	Frame Size	Frame Color	Style	Arm Style	Underseat Shroud
KAR Karma	2C Stacking Chair	18.5M 18.5" Caster Base	S Silver Metallic	U Fully Upholstered	AB Black	S Polymer Shroud
		22M 22" Caster Base		W Beech Wood Back	AG Grey	D Standard Dust Cover
				P Polymer Back	ALG Light Grey	
					AT Taupe	

KARMA | SLED BASE

DESCRIPTION/MODEL	COM		COL			FABRIC GRADES			LEATHER	
	1	2	3	4	5	6	7	8	9	
 18.5" Sled Base, Matte Black or Silver Metallic - Upholstered Seat & Polymer Back, No Arm with Standard Dust Cover KAR2C-18.5S_PNAD	559	572	585	602	624	640	661	687	712	
 18.5" Sled Base, Matte Black or Silver Metallic - Fully Upholstered, No Arm with Standard Dust Cover KAR2C-18.5S_UNAD	593	605	619	636	658	674	696	721	746	
 18.5" Sled Base, Matte Black or Silver Metallic - Upholstered Seat & Wood back, No Arm with Standard Dust Cover KAR2C-18.5S_WNAD	627	640	654	670	691	708	729	756	781	
 18.5" Sled Base, Matte Black or Silver Metallic - Upholstered Seat & Polymer Back, No Arm with Standard Dust Cover KAR2C-18.5S_P_D	597	621	647	684	723	759	799	850	900	
 18.5" Sled Base, Matte Black or Silver Metallic - Fully Upholstered, with Arm and Standard Dust Cover KAR2C-18.5S_U_D	631	656	682	718	757	793	832	884	935	
 18.5" Sled Base, Matte Black or Silver Metallic - Upholstered Seat & Wood back, with Arm and Standard Dust Cover KAR2C-18.5S_W_D	655	668	681	698	719	735	757	783	808	

ORDERING NOTES: When selecting Frame Color and Arm Style please see Product Code Key below.
Karma chairs all include the Standard Dust Cover ("D"), for optional Polymer Shroud change "D" to "S" and add up-charge listed below.

Karma Option Upcharges



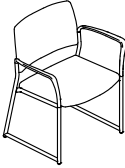
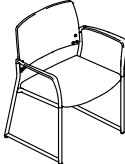
\$ List

CAL 133 & Moisture Barrier (per yard)	61
Removable Seat Covers	68
Removable Back Covers	68
Polymer Underseat Shroud 18.5"	45
Combination Upholstery - dual fabrics	32

PRODUCT CODE KEY

Line	Series	Frame Size	Frame Color	Style	Arm Style	Underseat Shroud
KAR	2C	18.5S	B	U	NA	S
Karma	Chair	18.5" Sled Base	Matte Black	Fully Upholstered	No Arm	Polymer Shroud
			S	W	AB	D
			Silver Metallic	Beech Wood Back	Black	Standard Dust Cover
				P	AG	
				Polymer Back	Grey	
					ALG	
					Light Grey	
					AT	
					Taupe	

KARMA | SLED BASE

DESCRIPTION/MODEL	COM		COL	FABRIC GRADES			LEATHER		
	1	2	3	4	5	6	7	8	9
 22" Sled Base, Matte Black or Silver Metallic - Fully Upholstered, No Arm with Standard Dust Cover KAR2C-22S_UNAD	634	659	685	720	759	795	836	887	937
 22" Sled Base, Matte Black or Silver Metallic - Upholstered Seat & Wood back, No Arm with Standard Dust Cover KAR2C-22S_WNAD	672	685	698	717	735	754	773	799	825
 22" Sled Base, Matte Black or Silver Metallic - Fully Upholstered, with Arm and Standard Dust Cover KAR2C-22S_U_D	669	696	720	756	796	830	871	922	971
 22" Sled Base, Matte Black or Silver Metallic- Upholstered Seat & Wood back, with Arm and Standard Dust Cover KAR2C-22S_W_D	699	711	725	743	765	781	802	827	853

ORDERING NOTES: When selecting Frame Color and Arm Style please see Product Code Key below. Karma chairs all include the Standard Dust Cover ("D"), for optional Polymer Shroud change "D" to "S" and add upcharge listed below.


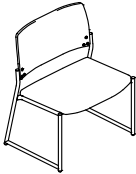
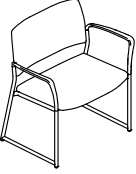

Karma Option Upcharges \$ List

CAL 133 & Moisture Barrier (per yard)	61
Removable Seat Covers	68
Removable Back Covers	68
Polymer Underseat Shroud 22"	60
Combination Upholstery - dual fabrics	32

PRODUCT CODE KEY

Line	Series	Frame Size	Frame Color	Style	Arm Style	Underseat Shroud
KAR Karma	2C Chair	22S 22" Sled Base	B Matte Black	U Fully Upholstered	NA No Arm	S Polymer Shroud
			S Silver Metallic	W Beech Wood Back	AB Black	D Standard Dust Cover
					AG Grey	
					ALG Light Grey	
					AT Taupe	

KARMA | SLED BASE

DESCRIPTION/MODEL	COM		COL		FABRIC GRADES			LEATHER		
	1	2	3	4	5	6	7	8	9	
 26" Sled Base, Matte Black or Silver Metallic - Fully Upholstered, Armless with Standard Dust Cover KAR2C-26S_UNAD	732	781	830	898	978	1043	1122	1220	1316	
 26" Sled Base, Matte Black or Silver Metallic - Upholstered Seat & Wood back, Armless, with Standard Dust Cover KAR2C-26S_WNAD	752	773	796	829	865	897	935	980	1023	
 26" Sled Base, Matte Black or Silver Metallic - Fully Upholstered, with Arm and Standard Dust Cover KAR2C-26S_U_D	769	819	866	935	1012	1081	1159	1254	1353	
 26" Sled Base, Matte Black or Silver Metallic- Upholstered Seat & Wood back, with Arm and Standard Dust Cover KAR2C-26S_W_D	778	802	824	856	891	925	961	1008	1051	

ORDERING NOTES: When selecting Frame Color and Arm Style please see Product Code Key below. Karma chairs all include the Standard Dust Cover ("D"), for optional Polymer Shroud change "D" to "S" and add upcharge listed below.

Karma Option Upcharges

\$ List

CAL 133 & Moisture Barrier (per yard)	61
Removable Seat Covers	68
Removable Back Covers	68
Polymer Underseat Shroud 26"	77
Combination Upholstery - dual fabrics	32

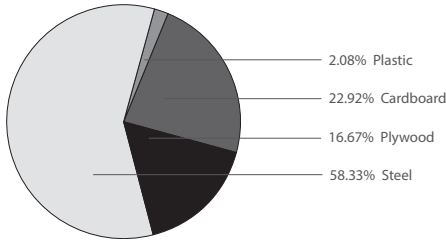
PRODUCT CODE KEY

Line	Series	Frame Size	Frame Color	Style	Arm Style	Underseat Shroud
KAR	2C	26S	B	U	NA	S
Karma	Chair	26" Sled Base	Matte Black	Fully Upholstered	No Arm	Polymer Shroud
			S	W	AB	D
			Silver Metallic	Beech Wood Back	Black	Standard Dust Cover
					AG	
					Grey	
					ALG	
					Light Grey	
					AT	
					Taupe	

LEED CI CREDITS



MATERIAL CONTENT:



PRE-CONSUMER RECYCLED CONTENT = 7.86%

POST-CONSUMER RECYCLED CONTENT = 33.6%

Up to 70.10% of this Capri product is recyclable at the end of its useful life.

CONTRIBUTES TO

CREDIT 2.1 - 2.2	Construction Waste Management	1-2 point(s)
CREDIT 3.3	Resource Reuse	1 point
CREDIT 4.1	Recycled Content	1 point
CREDIT 4.2	Recycled Content	1 point
CREDIT 4.5	Low Emitting Materials, Systems & Seating	1 point
CREDIT 5.1	Regional Materials*	1 point
CREDIT 7	Certified Wood (MUST BE REQUESTED)	1 point(s)

*This credit is only applicable if in total 20% of the combined value of the procurement of construction materials and in the furniture are manufactured within a radius of 500 miles. This credit will apply if the installation of the finished product occurs within 500 miles of Kitchener, Ontario.

level® CERTIFICATION, AIR EMISSIONS AND FSC® CERTIFICATION



level® CERTIFICATION

BIFMA's e3 Furniture Sustainability Standard is a voluntary, multi-attribute standard that measures the degree of sustainability of furniture. This standard evaluates product and company environmental attributes and compliance systems in a wide range of elements which include Materials, Energy & Atmosphere, Human & Ecosystem Health and Social Responsibility. Karma products have earned level®, BIFMA's sustainability certification program for furniture, certification through third-party verification against the e3 standard.



The mark of responsible forestry

AIR EMISSIONS

All Karma products are supplied air-emissions certified. Contact customer service for information.

FSC®

In 2005, Krug received Forest Stewardship Council® (FSC®) Chain-of-Custody certification for our manufacturing facilities. The FSC® Chain-of-Custody tracks certified wood from seedling to final sale. It verifies that the material for our FSC® certified products only come from well-managed, FSC®-certified forests and other controlled sources. FSC® is dedicated to the promotion of responsible forest management worldwide helping to take care of forests for future generations. Karma and other Krug products can be specified with FSC® Certification. Contact customer service for further information, pricing and lead times.



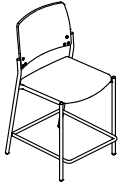
Architects, designers, and building professionals can specify FSC®-certified products in order to achieve a point from the US. Green Building Council's Leadership in Energy and Environmental Design (LEED) Rating System.

KARMA | COUNTER STOOL

DESCRIPTION/MODEL	COM		COL		FABRIC GRADES			LEATHER	
	1	2	3	4	5	6	7	8	9

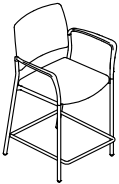


18.5" Leg Frame, Matte Black or Silver Metallic - Fully Upholstered, No Arm, with Standard Dust Cover KAR2C-18.5C_UNAD	645	672	697	731	772	808	847	898	948
18.5" Leg Frame, Polished Chrome - Fully Upholstered, No Arm, with Standard Dust Cover KAR2C-18.5CCUNAD	696	721	745	781	823	858	897	947	997



18.5" Leg Frame, Matte Black or Silver Metallic- Upholstered Seat & Wood back, No Arm, with Standard Dust Cover KAR2C-18.5C_WNAD	678	693	704	723	743	760	781	806	832
18.5" Leg Frame, Polished Chrome - Upholstered Seat & Wood back, No Arm, with Standard Dust Cover KAR2C-18.5CCWNAD	728	742	754	771	793	809	830	856	883

ORDERING NOTES: When selecting Frame Color and Arm Style please see Product Code Key below. Karma chairs all include the Standard Dust Cover (select "D" below), for optional Polymer Shroud change "D" to "S" and add upcharge listed below. See page 4 for dimensions and COM requirements



18.5" Leg Frame, Matte Black or Silver Metallic - Fully Upholstered, with Arm, with Standard Dust Cover KAR2C-18.5C_U_D	682	702	732	769	808	844	885	936	985
18.5" Leg Frame, Polished Chrome - Fully Upholstered, with Arm, with Standard Dust Cover KAR2C-18.5CCU_D	731	757	782	817	858	893	935	984	1036



18.5" Leg Frame, Matte Black or Silver Metallic- Upholstered Seat & Wood back, with Arm, with Standard Dust Cover KAR2C-18.5C_W_D	705	720	731	748	770	788	808	834	861
18.5" Leg Frame, Polished Chrome - Upholstered Seat & Wood back, with Arm, with Standard Dust Cover KAR2C-18.5CCW_D	756	769	781	799	819	837	858	884	910

ORDERING NOTES: When selecting Frame Color and Arm Style please see Product Code Key below. Karma chairs all include the Standard Dust Cover (select "D" below), for optional Polymer Shroud change "D" to "S" and add upcharge listed below. See page 4 for dimensions and COM requirements.

Karma Option Upcharges

\$ List

CAL 133 & Moisture Barrier (per yard)	61
Removable Seat Covers	68
Removable Back Covers	68
Polymer Underseat Shroud 18.5"	45
Combination Upholstery - dual fabrics	32

See page 3 for more information on options and features.

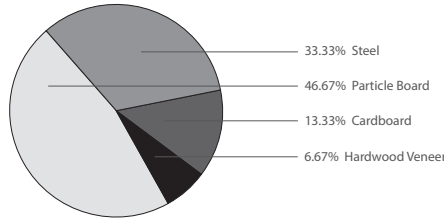
PRODUCT CODE KEY

Line	Series	Frame Size	Frame Color	Style	Arm Style	Underseat Shroud
KAR	2C	18.5C	B	U	NA	S
Karma	Chair	18.5" Counter Height Stool	Matte Black	Fully Upholstered	No Arm	Polymer Shroud
			S	W	AB	D
			Silver Metallic	Beech Wood Back	Black	Standard Dust Cover
			C		AG	
			Polished Chrome		Grey	
					AT	
					Taupe	

LEED CI CREDITS



MATERIAL CONTENT:



PRE-CONSUMER
RECYCLED CONTENT = 29.17%

POST-CONSUMER
RECYCLED CONTENT = 42.67%

Up to 46.67% of this Karma product is recyclable at the end of its useful life.

CONTRIBUTES TO

CREDIT 2.1 - 2.2	Construction Waste Management	1-2 point(s)
CREDIT 3.3	Resource Reuse	1 point
CREDIT 4.1	Recycled Content	1 point
CREDIT 4.2	Recycled Content	1 point
CREDIT 4.5	Low Emitting Materials, Systems & Seating	1 point
CREDIT 5.1	Regional Materials*	1 point
CREDIT 7	Certified Wood (MUST BE REQUESTED)	1 point(s)

*This credit is only applicable if in total 20% of the combined value of the procurement of construction materials and in the furniture are manufactured within a radius of 500 miles. This credit will apply if the installation of the finished product occurs within 500 miles of Kitchener, Ontario.

level® CERTIFICATION, AIR EMISSIONS AND FSC® CERTIFICATION



level® CERTIFICATION

BIFMA's e3 Furniture Sustainability Standard is a voluntary, multi-attribute standard that measures the degree of sustainability of furniture. This standard evaluates product and company environmental attributes and compliance systems in a wide range of elements which include Materials, Energy & Atmosphere, Human & Ecosystem Health and Social Responsibility. Karma products have earned level®, BIFMA's sustainability certification program for furniture, certification through third-party verification against the e3 standard.



The mark of responsible forestry

AIR EMISSIONS

All Karma products are supplied air-emissions certified. Contact customer service for information.

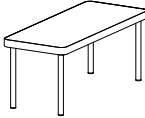
FSC®


In 2005, Krug received Forest Stewardship Council® (FSC®) Chain-of-Custody certification for our manufacturing facilities. The FSC® Chain-of-Custody tracks certified wood from seedling to final sale. It verifies that the material for our FSC® certified products only come from well-managed, FSC®-certified forests and other controlled sources. FSC® is dedicated to the promotion of responsible forest management worldwide helping to take care of forests for future generations. Karma and other Krug products can be specified with FSC® Certification. Contact customer service for further information, pricing and lead times.



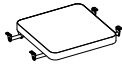
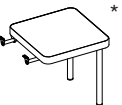
Architects, designers, and building professionals can specify FSC®-certified products in order to achieve a point from the U.S. Green Building Council's Leadership in Energy and Environmental Design (LEED) Rating System.

KARMA | FREE STANDING TABLES

Description	Model	Beech/ Palette	Laminate top w/Wood Edge	Laminate top w/ Polymer Edge	W	D	H	Weight	Cube	
	Square & Rectangular Tables, Matte Black or Silver Metallic legs									
	KAR4C 18-18-18	711	861	573	17.5	17.5	17.5	15	2.6	
	KAR4C 22-18-18	746	885	589	22	17.5	17.5	16.5	2.6	
	KAR4C 42-18-18	1121	1389	993	42	17.5	17.5	24.5	4.6	
	KAR4C 18-18-21	727	872	589	17.5	17.5	21	17	3	
	KAR4C 22-18-21	761	898	602	22	17.5	21	18.5	3	
	KAR4C 42-18-21	1137	1404	1006	42	17.5	21	26.5	4.6	
	Square & Rectangular Tables, Polished Chrome legs									
	KAR4C 18-18-18	840	987	700	17.5	17.5	17.5	15	2.6	
	KAR4C 22-18-18	874	1012	716	22	17.5	17.5	16.5	2.6	
	KAR4C 42-18-18	1248	1139	1118	42	17.5	17.5	24.5	4.6	
	KAR4C 18-18-21	869	1014	729	17.5	17.5	21	17	3	
KAR4C 22-18-21	904	1040	744	22	17.5	21	16.5	2.6		
KAR4C 42-18-21	1278	1335	1146	42	17.5	21	24.5	4.6		
ORDERING NOTE: For leg finish add to the end of the model number; B for Matte Black, S for Silver Metallic and C for Polished Chrome										


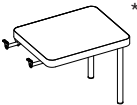


	Round Tables, Matte Black or Silver Metallic legs									
	KAR4C 24D-18	883	1205	691	24	-	17.5	19	3.5	
	KAR4C 36D-18	1207	1358	759	36	-	17.5	31	7.3	
	KAR4C 24D-21	896	1220	705	24	-	21	21	3.5	
	KAR4C 36D-21	1221	1372	772	36	-	21	33	7.3	
	Round Tables, Polished Chrome legs									
	KAR4C 24D-18	1011	1332	817	24	-	17.5	19	3.5	
	KAR4C 36D-18	1371	1521	922	36	-	17.5	31	7.3	
	KAR4C 24D-21	1038	1361	847	24	-	21	21	3.5	
	KAR4C 36D-21	1398	1552	952	36	-	21	33	7.3	
	ORDERING NOTE: For leg finish add to the end of the model number; B for Matte Black, S for Silver Metallic and C for Polished Chrome									

KARMA | LINKING TABLES

Description	Model	Beech/ Palette	Laminate top w/Wood Edge	Laminate top w/ PVC Edge	W	D	H	Weight	Cube	
	Square Straight Linking Table, Matte Black or Silver Metallic, Left or Right handed (Same direction seating)									
	KAR4C-LKII-18-18	688	836	549	17.5	17.5	-	15	2.5	
	Square Straight Linking Table, Matte Black or Silver Metallic, Left handed as seated (Opposed seating)									
	KAR4C-LKIL-18-18	688	836	549	17.5	17.5	-	15	2.5	
	Square Straight Linking Table, Matte Black or Silver Metallic, Right handed as seated (Opposed seating)									
	KAR4C-LKIR-18-18	688	836	549	17.5	17.5	-	15	2.5	
	Square Straight Linking Table, Polished Chrome, Left or Right handed (Same direction seating)									
	KAR4C-LKII-18-18	840	987	700	17.5	17.5	-	15	2.5	
	Square Straight Linking Table, Polished Chrome, Left handed as seated (Opposed seating)									
	KAR4C-LKIL-18-18	840	987	700	17.5	17.5	-	15	2.5	
	Square Straight Linking Table, Polished Chrome, Right handed as seated (Opposed seating)									
	KAR4C-LKIR-18-18	840	987	700	17.5	17.5	-	15	2.5	
	Square Straight Linking End Table, Matte Black or Silver Metallic legs, Left handed as seated									
	KAR4C-LKEL-18-18*	698	844	559	17.5	17.5	17.5	15	2.5	
	Square Straight Linking End Table, Matte Black or Silver Metallic legs, Right handed as seated									
	KAR4C-LKER-18-18	698	844	559	17.5	17.5	17.5	15	2.5	
	Square Straight Linking End Table, Polished Chrome legs, Left handed as seated									
	KAR4C-LKEL-18-18*	853	1002	716	17.5	17.5	17.5	15	2.5	
Square Straight Linking End Table, Polished Chrome legs, Right handed as seated										
KAR4C-LKER-18-18	853	1002	716	17.5	17.5	17.5	15	2.5		




ORDERING NOTES: A drawing showing the configuration of the multiple seating and tables is required with each purchase order. See page 18 for suggested configurations.

KARMA | LINKING TABLES

Description	Model	Beech/ Palette	Laminate top w/Wood Edge	Laminate top w/ PVC Edge	W	D	H	Weight	Cube
	Rectangular Straight Linking Table, Matte Black or Silver Metallic, Left or Right handed (Same direction seating)								
	KAR4C-LKII-22-18	725	862	563	22	17.5	-	16.5	2.8
	Rectangular Straight Linking Table, Matte Black or Silver Metallic, Left handed as seated (Opposed seating)								
	KAR4C-LKIL-22-18	725	862	563	22	17.5	-	16.5	2.8
	Rectangular Straight Linking Table, Matte Black or Silver Metallic, Right handed as seated (Opposed seating)								
	KAR4C-LKIR-22-18	725	862	563	22	17.5	-	16.5	2.8
	Rectangular Straight Linking Table, Polished Chrome, Left or Right handed (Same direction seating)								
KAR4C-LKII-22-18	876	1013	716	22	17.5	-	16.5	2.8	
Rectangular Straight Linking Table, Polished Chrome, Left handed as seated (Opposed seating)									
KAR4C-LKIL-22-18	876	1013	716	22	17.5	-	16.5	2.8	
Rectangular Straight Linking Table, Polished Chrome, Right handed as seated (Opposed seating)									
KAR4C-LKIR-22-18	876	1013	716	22	17.5	-	16.5	2.8	
	Rectangular Straight Linking End Table, Matte Black or Silver Metallic, Left handed as seated (Opposed seating)								
	KAR4C-LKEL-22-18*	732	870	573	22	17.5	17.5	16.5	2.8
	Rectangular Straight Linking End Table, Matte Black or Silver Metallic, Right handed as seated (Opposed seating)								
	KAR4C-LKER-22-18	732	870	573	22	17.5	17.5	16.5	2.8
	Rectangular Straight Linking End Table, Polished Chrome, Left handed as seated (Opposed seating)								
KAR4C-LKEL-22-18*	888	1023	729	22	17.5	17.5	16.5	2.8	
Rectangular Straight Linking End Table, Polished Chrome, Right handed as seated (Opposed seating)									
KAR4C-LKER-22-18	888	1023	729	22	17.5	17.5	16.5	2.8	
	Curvilinear Connector Table 45°, Matte Black or Silver Metallic, Left or Right handed (Same direction, inward seating)								
	KAR4C-LKCI-RF45	990	1442	785	28	24	-	19	4.2
	Curvilinear Connector Table 45°, Matte Black or Silver Metallic, Left or Right handed (Same direction, outward seating)								
	KAR4C-LKCO-RF45	990	1442	785	28	24	-	19	4.2
	Curvilinear Connector Table 45°, Matte Black or Silver Metallic, Left handed as seated (Opposed seating)								
	KAR4C-LKCL-RF45	990	1442	785	28	24	-	19	4.2
	Curvilinear Connector Table 45°, Matte Black or Silver Metallic, Right handed as seated (Opposed seating)								
	KAR4C-LKCR-RF45	990	1442	785	28	24	-	19	4.2
	Curvilinear Connector Table 45°, Polished Chrome, Left or Right handed (Same direction, inward seating)								
	KAR4C-LKCI-RF45	1141	1460	938	28	24	-	19	4.2
	Curvilinear Connector Table 45°, Polished Chrome, Left or Right handed (Same direction, outward seating)								
KAR4C-LKCO-RF45	1141	1460	938	28	24	-	19	4.2	
Curvilinear Connector Table 45°, Polished Chrome, Left handed as seated (Opposed seating)									
KAR4C-LKCL-RF45	1141	1460	938	28	24	-	19	4.2	
Curvilinear Connector Table 45°, Polished Chrome, Right handed as seated (Opposed seating)									
KAR4C-LKCR-RF45	1141	1460	938	28	24	-	19	4.2	
	Curvilinear Connector Table 45° Matte Black or Silver Metallic, with Flat edge, Left or Right handed (Same direction, inward seating)								
	KAR4C-LKCI-RR45	1022	1485	824	28	24	-	19	4.2
	Curvilinear Connector Table 45° Matte Black or Silver Metallic, with Flat edge, Left or Right handed (Same direction, outward seating)								
	KAR4C-LKCO-RR45	1022	1485	824	28	24	-	19	4.2
	Curvilinear Connector Table 45° Matte Black or Silver Metallic, with Flat edge, Left handed as seated (Opposed seating)								
	KAR4C-LKCL-RR45	1022	1485	824	28	24	-	19	4.2
	Curvilinear Connector Table 45° Matte Black or Silver Metallic, with Flat edge, Right handed as seated (Opposed seating)								
	KAR4C-LKCR-RR45	1022	1485	824	28	24	-	19	4.2
	Curvilinear Connector Table 45° Polished Chrome, with Flat edge, Left or Right handed (Same direction, inward seating)								
	KAR4C-LKCI-RR45	1174	1636	974	28	24	-	19	4.2
	Curvilinear Connector Table 45° Polished Chrome, with Flat edge, Left or Right handed (Same direction, outward seating)								
	KAR4C-LKCO-RR45	1174	1636	974	28	24	-	19	4.2
	Curvilinear Connector Table 45° Polished Chrome, with Flat edge, Left handed as seated (Opposed seating)								
KAR4C-LKCL-RR45	1174	1636	974	28	24	-	19	4.2	
Curvilinear Connector Table 45° Polished Chrome, with Flat edge, Right handed as seated (Opposed seating)									
KAR4C-LKCR-RR45	1174	1636	974	28	24	-	19	4.2	







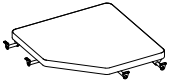
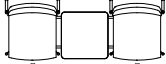
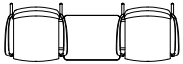
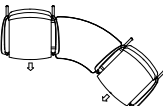
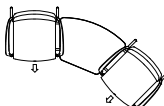
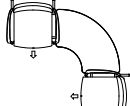
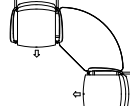
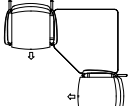
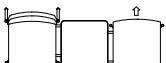
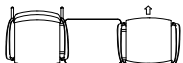
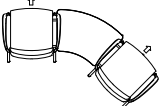
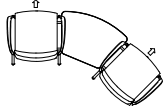
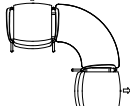
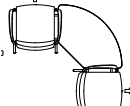
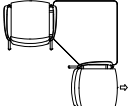
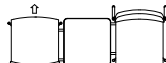
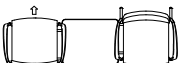
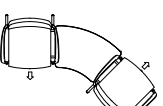
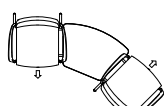
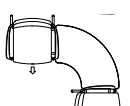
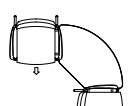
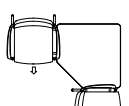


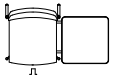
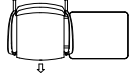
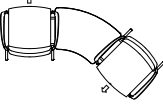
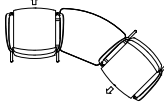
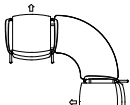
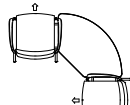
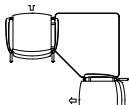
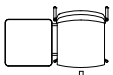
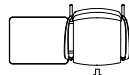
ORDERING NOTES: A drawing showing the configuration of the multiple seating and tables is required with each purchase order. See page 18 for suggested configurations.

KARMA | LINKING TABLES

Description	Model	Beech/ Palette	Laminate top w/Wood Edge	Laminate top w/ PVC Edge	W	D	H	Weight	Cube
	Curvilinear Connector Table 90°, Matte Black or Silver Metallic, Left or Right handed (Same direction, inward seating)								
	KAR4C-LKCI-RR90	1287	1866	1033	38	24	-	22	5.5
	Curvilinear Connector Table 90°, Matte Black or Silver Metallic, Left or Right handed (Same direction, outward seating)								
	KAR4C-LKCO-RR90	1287	1866	1033	38	24	-	22	5.5
	Curvilinear Connector Table 90°, Matte Black or Silver Metallic, Left handed as seated (Opposed seating)								
	KAR4C-LKCL-RR90	1287	1866	1033	38	24	-	22	5.5
	Curvilinear Connector Table 90°, Matte Black or Silver Metallic, Right handed as seated (Opposed seating)								
	KAR4C-LKCR-RR90	1287	1866	1033	38	24	-	22	5.5
	Curvilinear Connector Table 90°, Polished Chrome, Left or Right handed (Same direction, inward seating)								
	KAR4C-LKCI-RR90	1439	2018	1184	38	24	-	22	5.5
Curvilinear Connector Table 90°, Polished Chrome, Left or Right handed (Same direction, outward seating)									
KAR4C-LKCO-RR90	1439	2018	1184	38	24	-	22	5.5	
Curvilinear Connector Table 90°, Polished Chrome, Left handed as seated (Opposed seating)									
KAR4C-LKCL-RR90	1439	2018	1184	38	24	-	22	5.5	
Curvilinear Connector Table 90°, Polished Chrome, Right handed as seated (Opposed seating)									
KAR4C-LKCR-RR90	1439	2018	1184	38	24	-	22	5.5	
	Curvilinear Connector Table 90° with Matte Black or Silver Metallic, Flat edge, Left or Right handed (Same direction, inward seating)								
	KAR4C-LKCI-RF90	1213	1922	1064	38	24	-	22	5.5
	Curvilinear Connector Table 90°, Matte Black or Silver Metallic, with Flat edge, Left or Right handed (Same direction, outward seating)								
	KAR4C-LKCO-RF90	1213	1922	1064	38	24	-	22	5.5
	Curvilinear Connector Table 90°, Matte Black or Silver Metallic, with Flat edge, Left handed as seated (Opposed seating)								
	KAR4C-LKCL-RF90	1213	1922	1064	38	24	-	22	5.5
	Curvilinear Connector Table 90°, Matte Black or Silver Metallic, with Flat edge, Right handed as seated (Opposed seating)								
	KAR4C-LKCR-RF90	1213	1922	1064	38	24	-	22	5.5
	Curvilinear Connector Table 90° Polished Chrome, with Flat edge, Left or Right handed (Same direction, inward seating)								
	KAR4C-LKCI-RF90	1479	2071	1215	38	24	-	22	5.5
Curvilinear Connector Table 90° Polished Chrome, with Flat edge, Left or Right handed (Same direction, outward seating)									
KAR4C-LKCO-RF90	1479	2071	1215	38	24	-	22	5.5	
Curvilinear Connector Table 90° Polished Chrome, with Flat edge, Left handed as seated (Opposed seating)									
KAR4C-LKCL-RF90	1479	2071	1215	38	24	-	22	5.5	
Curvilinear Connector Table 90° Polished Chrome, with Flat edge, Right handed as seated (Opposed seating)									
KAR4C-LKCR-RF90	1479	2071	1215	38	24	-	22	5.5	
	Rectilinear Corner Connector Table 90° Matte Black or Silver Metallic, with Flat edge, Left or Right handed (Same direction, inward seating)								
	KAR4C-LKCI-SF90	1440	2088	1155	30	30	-	26	5.5
	Rectilinear Connector Table 90° Matte Black or Silver Metallic, with Flat edge, Left or Right handed (Same direction, outward seating)								
	KAR4C-LKCO-SF90	1440	2088	1155	30	30	-	26	5.5
	Rectilinear Connector Table 90°, Matte Black or Silver Metallic, with Flat edge Left handed as seated (Opposed seating)								
	KAR4C-LKCL-SF90	1440	2088	1155	30	30	-	26	5.5
	Rectilinear Connector Table 90° Matte Black or Silver Metallic, with Flat edge, Right handed as seated (Opposed seating)								
	KAR4C-LKCR-SF90	1440	2088	1155	30	30	-	26	5.5
	Rectilinear Corner Connector Table 90° Polished Chrome, with Flat edge, Left or Right handed (Same direction, inward seating)								
	KAR4C-LKCI-SF90	1653	2300	1369	30	30	-	26	5.5
Rectilinear Connector Table 90° Polished Chrome, with Flat edge, Left or Right handed (Same direction, outward seating)									
KAR4C-LKCO-SF90	1653	2300	1369	30	30	-	26	5.5	
Rectilinear Connector Table 90°, Polished Chrome, with Flat edge Left handed as seated (Opposed seating)									
KAR4C-LKCL-SF90	1653	2300	1369	30	30	-	26	5.5	
Rectilinear Connector Table 90° Polished Chrome, with Flat edge, Right handed as seated (Opposed seating)									
KAR4C-LKCR-SF90	1653	2300	1369	30	30	-	26	5.5	

ORDERING NOTES: A drawing showing the configuration of the multiple seating and tables is required with each purchase order. See page 18 for suggested configurations.

KARMA | LINKING TABLES CONFIGURATIONS

Straight Linking Square Table	Straight Linking Rectangular Table	Linked Table - Corner/Radius 45	Linked Table - Corner/Flat 45	Linked Table - Corner/Radius 90	Linked Table - Corner/Flat 90	Linked Table - Corner Square/ Flat 90
						
 KAR4C-LKII-18-18	 KAR4C-LKII-22-18	 KAR4C-LKCI-RR45	 KAR4C-LKCI-RF45	 KAR4C-LKCI-RR90	 KAR4C-LKCI-RF90	 KAR4C-LKCI-SF90
 KAR4C-LKIL-18-18	 KAR4C-LKIL-22-18	 KAR4C-LKCO-RR45	 KAR4C-LKCO-RF45	 KAR4C-LKCO-RR90	 KAR4C-LKCO-RF90	 KAR4C-LKCO-SF90
 KAR4C-LKIR-18-18	 KAR4C-LKIR-22-18	 KAR4C-LKCL-RR45	 KAR4C-LKCL-RF45	 KAR4C-LKCL-RR90	 KAR4C-LKCL-RF90	 KAR4C-LKCL-SF90
Linked Table - End Square	Linked Table - End Rectangular					
						
 KAR4C-LKEL-18-18	 KAR4C-LKEL-22-18	 KAR4C-LKCR-RR45	 KAR4C-LKCR-RF45	 KAR4C-LKCR-RR90	 KAR4C-LKCR-RF90	 KAR4C-LKCR-SF90
 KAR4C-LKER-18-18	 KAR4C-LKER-22-18					

ORDERING NOTES: A drawing showing the configuration of the multiple seating and tables is required with each purchase order.

GENERAL INFORMATION

Terms and Conditions

Net 30 days on approved credit. A late payment charge of 1% per month will be applied on overdue invoices. This charge will be pro-rated to the number of days past 30 days that the invoice is overdue. All applicable sales taxes are extra. Distribution of this price list does not in itself constitute an offer to sell. Orders can be received only from authorized Krug dealers. Acceptance of any order and terms of sale may be established at the discretion of Krug. Deposits are required on orders received from new accounts as well as on large or special orders. Krug reserves the right to discontinue designs, or to change designs, construction, prices, or materials without notice.

Contact Information

Phone: 1.888.578.KRUG (5784) | Fax: 1.519.748.5177

Purchase Order Fax: 1.888.236.4783

Purchase Order E-mail: orders@krug.ca

Web: www.krug.ca E-mail: solutions@krug.ca

Customer Service Hours

Please note customer service hours are:

8:30 am to 5:00 pm est

Customer Satisfaction

It is the primary goal of Krug and our staff to ensure the complete satisfaction of our customers with our products and performance. If a problem arises with a Krug product after the expiration of the limited warranty period, Krug will exercise its best efforts to achieve the satisfaction of the customer in a manner that is fair to all concerned.

Order Acknowledgments

Each order will be acknowledged via e-mail or fax. This acknowledgment is the final agreement between Krug and the customer, superseding all previous communications regarding the purchase order. Where there is a discrepancy on a purchase order between a product code and a description, Krug will make every effort to resolve the discrepancy, but will be ruled by the product code ordered. Please check all acknowledgments for accuracy, and advise Krug of any discrepancies with a purchase order.

Order Cancellation

Krug reserves the right to not accept or allow cancellation of orders. All products are manufactured on a custom-made, make-to-order basis, and the purchasing, engineering and production of orders begins shortly after order placement - and the customer purchase order is a contract that authorizes Krug to manufacture the products. Acceptance of order cancellation (or partial cancellation) is solely at the discretion of Krug, and is dependent on the extent to which engineering, purchasing and manufacturing has been initiated by the time cancellation is requested. No order cancellations (partial or otherwise) are allowable more than 4 weeks from date of order placement (as order production is unable to be terminated by that point), and full payment of the acknowledged order value is required for any orders cancelled after 4 weeks. Cancellations may be allowable in less than 4 weeks after order placement, depending on the extent to which manufacturing has been initiated. An acceptance of order cancellation requires that the purchaser agrees to make payment for all costs incurred to the point of acceptance of cancellation. Cancellation charges include all costs for purchase of dedicated material and components, engineering costs for non-standard products, and all costs for manufacturing completed to that point, as well as a \$367 net charge for processing of the original order and for processing of cancellation invoicing.

Pricing

Krug endeavors to ensure that all prices in this price list reflect accurately our current prices. However, errors do occur and will be rectified through notices to the field. Krug reserves the right to acknowledge pricing that may be different from the price list.

Storage Charges

Krug reserves the right to assess a nominal storage charge if a customer does not accept shipment of an order within a week of the ship date.

Warranty

Krug warrants the construction and the finish of all our products to be free from defects in materials and workmanship for a period of 10 years from the date of purchase. This warranty is applicable to products in use by their original purchaser. This warranty does not apply to components not manufactured by Krug including textiles, which are subject to the specific warranties of those manufacturers, if any. Textiles (fabric, leather, vinyl, or any other covering material) suppliers do not guarantee their products for durability and color fastness, and nor does Krug. Casters, mechanical and electrical components have a warranty of five years from the date of purchase. The Krug warranty does not apply to COM-specified materials, damage caused by a carrier other than Krug, or variation in wood finishes due to natural wood color variation. Krug cannot be held responsible for variations in fabric dye lots from order to order. All fabric is carefully inspected when it is received, but a degree of variation in color should be expected. Repairs or replacement of any defect covered under this warranty by Krug will be made, at our option and method, at no charge to the original purchaser during the warranty period. Krug's judgement is final and binding with respect to the nature or cause of defects or damage, and the necessity or manner of repair or replacement.

This warranty does not apply to defects or damage resulting from:

- normal wear and tear occurring with the use of the product
- negligence, misuse, excessive use, alteration, improper cleaning or repair
- substitution or use of incorrect or unauthorized components or material
- handling or installation that is incorrect, or that causes damage or defect
- damage incurred by a freight carrier other than Krug
- wearing of finishes and fabrics, and normal variations in materials (including dye lot variations)
- properties of natural materials, including wood and leather
- exposure to environments with uncontrolled temperature and humidity (products must be transported, stored and used in climate-controlled conditions)

Blanket Wrapping

Krug will blanket wrap larger seating orders at customer's request. Please indicate on your purchase order and contact Customer Service.

Export Packaging

Krug is pleased to provide the option for export packaging on all our products, to provide additional protection from damage. For shipments overseas, a quote for export packaging can be provided, based on the products to be ordered and the delivery destination - please contact Customer Service or Bids & Specification Support for more information and a quotation. KRUG is not responsible for shipment damage occurring on overseas shipments

Export Packaging is STRONGLY RECOMMENDED for:

- (A) all shipments outside of the lower 48 states and Canada.
- (B) all shipments that will be held in storage for an extended period prior to installation.

Important: Please note that Krug will not be responsible for damage claims on product shipped or stored in the above conditions but where export packaging has not been utilized.

Dimensions

Dimensions are in inches and approximate, and subject to change without notice. Contact Customer Service if dimensions are critical.

Installation Support

For assistance please contact Technical Support at 1-888-578-5784 x216 or e-mail installationhelp@krug.ca and you will be directed to the appropriate installation support person.

Freight Terms and Conditions

1. All product is shipped FOB the Krug factory. Freight is either pre-paid to the destination or not pre-paid, depending on established customer specific freight terms.

2. Docks at the selected delivery location must be equipped to handle a 53' trailer. If a dock is inadequate for delivery by Krug, Krug will re-deliver to another local location and any additional costs will be charged to the customer.

3. For all deliveries, it is understood that Krug or its agent is making a dock delivery only (equipped to handle a 53' trailer), and any further work of truck unloading, delivery beyond the dock, installation, and removal of packaging is not authorized or paid for by Krug.

4. Drop shipments to the installation site, and timed deliveries, are available on larger shipments (full truckloads or slightly less) at no additional charge. Drop shipments or timed deliveries for smaller shipments may not be available, or if available will require a surcharge. Deliveries on an after hours basis, or on weekends, or any other special requirements, may be subject to a surcharge. Location and contact information, and the requested time of delivery, is required at least one week prior to the acknowledged shipment date. If this information is not provided one week in advance, or if the location or time of the drop shipment is changed less than one week in advance, a surcharge may be applied, and/or the drop shipment may not be scheduled. For deliveries requested Monday to Thursday after 5:00 pm, please apply a surcharge of \$262/shipment. For deliveries requested Monday to Friday before 7:00 am, please apply a surcharge of \$262/shipment. For deliveries requested Friday (after 3:00 pm) or weekends, please apply a surcharge of \$525/shipment. (local times).

5. For all deliveries - whether to the Customer location or drop shipment - any circumstances that result in the delay of our carrier (including unsuitable receiving facilities, or facilities not open or available), service charges will be applied at the rate of \$78/hour. Where re-delivery is necessary because of these circumstances, the full cost of re-delivery will be charged. If Less Than Truck Load is delivering, one hour is allocated to unload. Any additional time required to unload after the first hour is \$78/hour. If a Truck Load is delivering the order, three hours is allocated to unload. Any additional time required to unload is \$78/hour. Direct deliveries to site for large orders are possible, (must exceed \$60,000 net), and accommodate 48 - 53' trailers. Krug is responsible for delivery to the approved delivery address. If an address change is required, this must be authorized by Krug 5 business days prior to ship date. Any additional delivery costs incurred after this time will be charged to the customer.

Product Strength and Durability Testing

All management seating meets or exceeds the testing requirements of ANSI/BIFMA X5.1-2011. All lounge seating meets or exceeds the testing requirements of FNAE-80-214A. Specific test results and documentation are available on request.



Damaged Shipments

All Krug product is well engineered, carefully inspected, and expertly loaded onto our trucks at our Distribution Center. If you receive any damaged freight, we ask that you do not refuse the shipment. Krug is not responsible for damage to goods that occurs in transit or storage. It is the purchaser and/or receiver's responsibility to examine the goods upon receipt and to notify Krug of any damages, over-ages or shortages. Any discrepancies should be noted on the Bill of Lading. The delivering carrier will not accept responsibility for shortages or damages if signed "clear". Notification of concealed damage claims must be made to Krug Distribution within 5 days of delivery, along with digital pictures if available. All product and packaging must be available for inspection. Krug liability ceases after 5 business days and Krug will not be responsible for concealed damages if shipments are left unopened. Krug is not responsible for the condition of product that is stored or installed in an environment where

temperature and humidity are not controlled.

Field Product Report Authorization

Krug's written authorization, in the form of an FPR number, must be obtained prior to incurring charges of any kind if Krug is expected to pay these charges. This includes authorization for field repairs and replacements, installation and delivery charges. Krug reserves the right to have its representative inspect product related to any request for such authorizations, prior to that authorization being provided. Deductions from invoices paid for any charges to Krug, without prior written authorization in the form of an FPR, will not be accepted. Digital photographs may be required to complete the FPR process.

Returns

No merchandise may be returned without Krug's prior written consent. In the event of an authorized return, a Field Product Report (FPR) number will be issued, and a restocking charge will apply. Return transportation charges must be prepaid. Unauthorized returns will not be accepted and will be returned freight collect. All merchandise being returned must be properly packaged in its original or comparable replacement packaging to ensure protection of the product during handling and transportation. Returns on orders duplicated by the customer must be received in their original packaging to be accepted. Product being returned where Krug has authorized its liability for replacement or repair will be thoroughly inspected on its return, and the results compared to the reason for the return stated on the FPR. Any discrepancies, such as additional damage, signs of usage, missing parts, etc., will result in an adjustment to the amount of credit issued.

Custom Capabilities

Over 15% of our orders involve some type of custom work, and we invite our customers to make use of our extensive capabilities.

These include:

- 1) Dimensional customization of standard size products
- 2) Custom finishes
- 3) For larger orders, completely custom-designed products, as well as non-standard wood species can be specified.

Custom orders may require additional production lead times. Contact Engineering at the e-mail address engquotes@krug.ca.

Care and Maintenance Leather

Leather is a natural product and requires very little care during use. Most stains can be removed with a clean dry cloth. For stubborn spots and stains, use a mild non-detergent cleaner, rinse well and let air dry naturally. Do not use saddle soap, cleaning solvents, furniture polish, oils, varnish, abrasive cleaners, soaps or ammonia waters.

Fabric Upholstery

Professional upholstery cleaning is recommended.

Flammability Standards for Krug Fabric Program

- Passes State of California Technical Bulletin CAL 117-2013


KRUG TEXTILES - UPHOLSTERY FABRICS



Krug Textiles - Stocked Fabric Program

Grade 1


ARLO



308 MIDNIGHT



306 PETROL



908 CHARCOAL



93 SEAL



601 PEARL



84 NUTMEG



62 OATMEAL



90 LIMESTONE

FRANKLIN



47 CAMEL



3009 MIDNIGHT



67 FAWN



97 CINDER



94 METAL



909 BLACK



9004 CHARCOAL




308 PETROL




108 ORCHID


COMRADE




309 MIDNIGHT



84 TEAK



63 LINEN



24 ALPINE



905 IRON



601 SNOW



57 MARIGOLD



31 DUCK EGG

FELICITY



601 IVORY



305 SKY



603 TAUPE



93 COAL



405 HENNA



64 PUTTY



62 FAWN



36 BLUEBERRY

Krug Textiles - Stocked Fabric Program

Grade 2

GRADDY



25 CAPER




31 SKY




604 FLAX



901 CHAR



93 GRAY



34 SLATE



84 TEAK



98 NICKLE

YATES




84 BIRCH




44 CLAY



87 TAUPE



25 JUNIPER




305 INDIGO




109 CRANBERRY



803 TOAST



92 ZINC



91 SILVER



908 CHARCOAL

MCCOY



608 TUNDRA



601 CREME



908 CHARCOAL



62 COPPER



108 CORDOVAN



32 ROBIN'S EGG




94 MERCURY



84 BARK


ORIS




908 DOMINO




604 BARK



601 CREAM



306 DELFT




902 ZINC



305 MIDNIGHT



64 PUTTY



205 CHARTREUSE


KRUG TEXTILES - UPHOLSTERY FABRICS




Krug Textiles - Stocked Fabric Program

Grade 3


MORITZ




205 SPEARMINT




61 OYSTER



306 CADET




104 MULBERRY




31 AEGEAN



9008 CHARCOAL




82 CLAY



304 CAPRI

LORENZO



306 INDIGO



24 ALPINE




64 LINEN



91 FLANNEL




32 MIST



601 CREAM



106 HENNA



604 STUCCO

BISCOTTI



302 CAPRI



45 SPICE



61 DESERT



91 GRANITE

INTRIGUE



601 OYSTER



27 OLIVE



4003 OCHRE



908 CHARCOAL



3009 MIDNIGHT



805 PECAN



608 STUCCO




605 STRAW

Krug Textiles - Faux Leather Program - Grade 2



Krug Textiles - Leather Program - Grade 8

Please contact Customer Service for specific information on leathers, available colors and lead times.



Krug Textiles - Cut fabric NET price per yard

Grade 1	\$21
Grade 2	\$33
Grade 3	\$44

LATEX FREE

Krug products are made with latex-free materials to prevent the allergic reaction that latex causes in some people.

CUSTOMER'S OWN MATERIAL - C.O.M.

Customer's Own Material (COM/COL)

COM/COL must be received three weeks prior to the acknowledged ship date. Orders with COM/COL not received by the required deadline will be delayed. A description of the upholstery cover, including supplier name, pattern name, upholstery cover name and color number must be included with the purchase order.

COM/COL testing requires 3 business days and samples are to be directed to Customer Service. The customer has the option of providing the sample COM/COL before, at time of order, or once the sample COM/COL is received. If the customer does not send a sample for approval in advance of sending actual material, Krug will not be responsible for the cost of any upholstery cover or other material that it determines to be unsuitable for the product or our process.

When the COM/COL upholstery cover is received at Krug, it must be clearly identified with the upholstery cover name and color, and tagged with name of the Krug customer and purchase order number. Krug will inspect all COM/COL upholstery covers when received to determine if it will be suitable for upholstery. Where Krug feels that the upholstery cover or leather specified will compromise the quality or integrity of our products, customers will be contacted to direct these concerns. Further, Krug reserves the right to refuse to accept and use any COM upholstery covers or leathers that will compromise our products in any way that is unacceptable to Krug. Krug cannot assume responsibility for the durability or tailoring quality of customer's own material.

Yardage specified in this price guide is approximate. In the case of multiple product orders, multiply the number of items by the COM yardage specified to determine upholstery cover required, unless otherwise indicated. Additional yardage may be needed if the material is less than 54" wide, or patterned or striped and requires matching. All COMs are cut "up the roll" unless otherwise stated by the customer. All striped upholstery covers will be applied vertically unless otherwise stated by the customer and after approval by Krug. Krug will not be responsible for directional or positional problems with its application of COM material, unless it has been provided with explicit instructions by the customer. Special instructions should be sent to Krug Customer Service, including a sample (or photocopy) of the upholstery cover. Krug is not responsible for instructions sent with the upholstery cover rolls, or for the method of upholstery if no instructions have been provided.


Price increases and freight charges to COM/COL acquired on the customer's behalf will be passed onto the customer.

Application of Directional Upholstery cover

Some COM upholstery covers will be considered directional by Krug even though they are not considered directional by the supplier. All COMs are automatically cut "up the roll" unless otherwise stated by the customer (please see below).



Standard-Cut
"up the roll"



Non-Standard-Cut
across the roll "railroad"

COM/COL Shipping Procedures

For seating COM/COL upholstery covers, please send upholstery covers to:

Krug Inc.
111 Ahrens Street
Kitchener, Ontario
Canada N2H 4C2

Attention: RECEIVER

COM/COL orders cannot be scheduled into production until the upholstery cover has arrived and inspection is complete.

All packages must be clearly marked

"For Customs Clearance by Willson International Custom Brokers".

According to the North American Free Trade Agreement (NAFTA), goods shipped between the United States and Canada can qualify for exemption from all duties, or for a reduction in duties, if the goods can be proven to originate in either the United States, Canada or Mexico.

Canada Customs requires that a NAFTA Certificate of Origin and a Commercial Invoice be completed and sent with the upholstery cover shipment. The Commercial Invoice must clearly state the description of the upholstery cover, the selling price, the make-up or content, and the purchaser. The absence of these two documents will delay the shipments at the U.S./Canada border, thereby potentially delaying the customer order. If the total value of the shipment is less than \$1200 U.S., Customs will accept a Low Value Statement of Origin in place of the NAFTA Certificate of Origin. The Low Value Statement must be signed by a representative of the exporting company. This statement may either be included on the commercial invoice or attached to the invoice. Krug is happy to answer any questions or concerns about COM/COL shipping procedures and the required documents.

CAL 133 & Moisture Barrier

California Technical Bulletin 133 is a flammability test for seating. Krug offers a compliance method which, in combination with non-flammable upholstery covers, may enable the products to meet certification requirements for this test. This process at the same time also provides the products with a Moisture Barrier - a treatment that helps to prevent the passage of liquids and moisture to inside of upholstered components - thereby conferring sanitary and anti-infection benefits. So when CAL 133 is specified, the product also automatically has a Moisture Barrier, and when a Moisture Barrier is specified, the product also features the compliance method and low flammability features of CAL 133.

The application of this upcharge and the compliance method does not mean that the specific configuration of product and upholstery cover are tested and officially certified as being CAL 133 compliant. If official certification is required, Krug will provide this (through an independent certified testing laboratory) at a charge of \$874 per item, plus the cost of the product to be tested. Lead time for certification testing is typically 4-8 weeks. Krug assumes no responsibility for the testing of our products in combination with upholstery covers, or for the results of any testing conducted. Some specific configurations of product and upholstery have already been tested. Please contact Customer Service for additional information.

C.O.L. Yardage

To calculate C.O.L. yardage required, please use the following conversions based on COM yardage: Leather must be ordered in square footage.

- 17 square feet in a yard
- Approx. 3 yards in a hide
- Approx. 51 square feet in a hide
- Please use grade 3 pricing for COL

Upholstery Cover Yardage Calculation

To calculate yardage required for COM and other non-standard upholstery cover orders, please contact Krug Customer Service at 1.888.578.5784. Unless otherwise stated, upholstery cover rolls are assumed to be a minimum 54" wide. Please use the guide below to calculate the percentage of extra upholstery cover required to cover large repeats. The repeat is calculated by adding both the vertical and horizontal measurements together and then referring to the chart below for extra yardage required.

		2"-14"	15"-19"	20"-27"	28"-36"
FABRIC	Plain	Repeat	Repeat	Repeat	Repeat
54	0%	10%	15%	20%	25%
53-50	16%	20%	25%	30%	35%
48	16%	25%	30%	35%	40%
45	40%	50%	55%	60%	65%
36	50%	60%	65%	70%	75%

GRADED-IN UPHOLSTERY PROGRAMS

Krug has partnered with several textile brands to grade in their offerings, designed to provide a wide range of upholstery selections for our seating products.

Upholstery pricing and availability is subject to change without notice. We grade this upholstery according to the pricing of the fabric suppliers - when their pricing changes, the Krug grade may change.

When placing an order, a Krug customer must specify the complete upholstery number, along with the appropriate Krug model number and finish. Krug will supply the complete product at the prices listed. Orders specifying graded-in upholstery cannot be cancelled once the upholstery has been ordered.

Upholstery Grades

To determine the price of a product for graded-in upholstery, use the reference lists located on Krug's website under - Products - Textiles, to view the upholstery grade (1-9). Krug is not responsible for the discontinuation of this upholstery. Please contact Customer Service for information on upholstery not listed.

When two upholstery selections are specified for use on seating, the higher grade upholstery price will apply to the order.

High Performance upholstery; Polyurethane, Vinyl or Crypton, is particularly suitable for healthcare and other intensive-use environments.

Upholstery Samples

If you require additional samples or memos for presentation, please contact fabric supplier directly.

Flammability Standards

- Tunnel Test Surface Ratings Class A rating
- Class 1 UFAC
- Passes State of California Technical Bulletin CAL 117-2013

Please contact fabric supplier directly for further flammability information pertaining to specific upholstery.

Special Conditions

Acknowledgments will give the estimated delivery date of the finished product. Some upholstery is imported, and availability may affect estimated delivery time. For large projects, please contact fabric supplier directly for availability of yardage.

KRUG EXPRESS PROGRAM

PROGRAM DETAILS

KrugExpress orders are ready to ship by the date acknowledged. Delivery and shipping schedules may result in actual shipping of orders at a later date. Statutory holidays and scheduled factory vacations may add to acknowledged lead times of *KrugExpress* orders. Unless otherwise specified on the order, the customer's standard method of shipping Krug products will be utilized.

Available factory capacity for *KrugExpress* is filled by orders received on a "first come, first serve" basis. If the normal *KrugExpress* lead time is not available for your order because available capacity has been filled, you will be immediately advised of the earliest available ready-to-ship date. Please consult your Customer Service representative in advance if you wish to confirm the specific lead time availability for a *KrugExpress* order.

Orders must be received by midnight of a given day for that day to be considered the official day the order is received. Order lead times are acknowledged from the date the order is received, but not including the date the order is received.

KrugExpress orders must be "clean" when received in order to be considered officially received on a given day, and lead times will be acknowledged from the date orders are determined to be "clean".

Changes to *KrugExpress* orders are not allowed under any circumstances.

Orders for product on *KrugExpress* must clearly state: "*KrugExpress*".

COM and graded-in upholstery is available on Krug Express. Orders are scheduled on Krug Express, and given the best available date, when the upholstery is received at Krug. Some conditions apply.

SEATING & OCCASIONAL TABLES PROGRAM

Orders for seating products on the *KrugExpress* program may be subject to quantity maximums. Please contact Krug Customer Service for more information.

Quantity maximums are dependent upon available capacity, in order to insure that we ship all orders on time. Please note that the CAL 133 option is not available on *KrugExpress*.

Only standard wood finishes are available for *KrugExpress* orders. Laminates are not available on *KrugExpress*.

Krug Express includes all Krug seating and occasional tables as well as Krug conference and casegood products to complement this seating offering.

KARMA | FINISHES

WOOD FINISHES

Standard wood finishes are:

Finishes on Beech

Appalachian Cherry
American Cherry
Imperial Cherry
Light Cherry
Medium Cherry
Natural Cherry
Sable Cherry
Standard Cherry
Light Oak
Harvest Oak
Mahogany
Mellow Oak
Espresso
Cordovan Walnut
Natural Walnut
Regular Walnut
SilverGrey on Walnut
Dark Walnut
Clear Beech
Medium Anigre

PALETTE

Palette finishes available for applicable products.

Black
White
Soft Green
Steel Blue
Slate

NATURAL CHARACTERISTICS OF WOOD

Wood is a natural product with inherent color variations that will never be fully mitigated by the finishing process. Please anticipate variation in colors within a single unit, from piece to piece, and from Krug wood finish samples. If a very close match is required, a sample must be provided with the order and an upcharge will apply. Exact color matches are not possible.

CUSTOM WOOD FINISHES

Add 10% list to your order for special finishes, minimum upcharge is \$525 list per finish per order. (For example, on all orders up to \$5250 list, an upcharge of \$525 will apply, on orders \$5000 and up add 10% list to your order.)

Special finish upcharges on seating products are calculated on a grade 1 value. For orders with special finishes, a sample that is a minimum 3" by 3" must be received with the order. Special finishes may add additional lead time to production schedules. Since wood is a natural product, some variations in grain, color and stain acceptance will occur. In our finishing processes, we try to minimize variations, but some variation between samples and finished goods should be anticipated.

DUAL FINISHES

Add 10% list per item if specifying dual finish.

STANDARD WOOD FINISHES

No upcharge will be applied when specifying a finish available as standard on one species onto maple seating and occasional tables. Clear finishes are not available on other species since they are a clear finish on top of the natural veneer color.

WOOD FINISHES TO MATCH STANDARD LAMINATES

Willow on Beech
Copper on Beech
Shiraz Cherry on Beech
Park Avenue Walnut on Beech
Chocolate on Beech
Nutmeg on Beech
Portobello on Beech
Ash on Beech

LAMINATES

Krug's in-stock Laminates are available in 17 different laminate selections. Please note that 4 of the colors (Gingerbread, Portobello, Ash and Willow) have textured finishes and may not be appropriate for use in patient areas due to infection control concerns. Minimum order quantities and extended lead times may apply for exotic laminate colors, please check with customer service. Polymer Edge will be selected to match the worksurface. Krug's previous laminate in-stock program will be phased out as in-stock supply depletes. Please contact customer service for availability.

IN-STOCK LAMINATES

Wood Grain Laminates	High Pressure Laminate Supplier	Textured Wood Grain Laminates	High Pressure Laminate Supplier
Champagne	Tafisa T492CR	Gingerbread	Tafisa T556UR
Hardrock Maple	Formica 86992-58	Portobello	Tafisa T557UR
Dune	Tafisa T491CR	Ash	Tafisa T535AT
Copper	Tafisa T521CR	Willow	Tafisa T543AT
Shiraz Cherry	Tafisa T472CR		
Park Avenue Walnut	Wilsonart 7984-38	Solid Laminates	
Chocolate	Tafisa T498CR	Designer White	Wilsonart D354-60
Nutmeg	Tafisa T477CR	Platinum	Tafisa T202CR
Dark Walnut	Tafisa T469CR	Earth	Tafisa T767CR
		Charcoal	Tafisa T228CR

PHASE OUT LAMINATES

Almond - Black- Shadows - Edgewood Sycamore - Gunstock Walnut

NON-STOCKED LAMINATES

For specific lead time and application questions, please contact Krug Customer Service for your requirement. Upcharges will be applicable for non-stocked laminates, depending on their cost. Non-stock laminates may require a minimum order quantity, please contact customer service. Stocked polymer edges only can be specified for use with non-stocked laminates or tops will be self-edged.

METAL FINISHES



Silver Metallic




Matte Black


URETHANE COLOR OPTIONS



Taupe



Light Grey



Grey




Black


SOLID SURFACE PROGRAM

The Solid Surface option provides an enhanced durability, protection and cleanability. It is available in 8 standard colors and is replaceable if it becomes damaged or degraded. See individual products for list upcharge chart.

GROUP GRADE A - WHITE




Glacier White




Cameo White

GROUP GRADE A - COLOR




Bisque

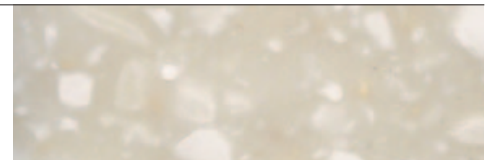


Linen

GROUP GRADE B




Antarctica

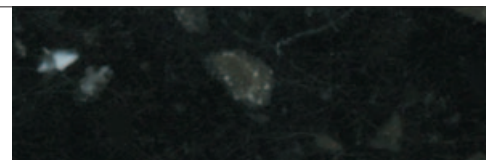


Savannah

GROUP GRADE C



Dove



Deep Night Sky



All products are air emissions certified and are available as FSC® certified

krug

solutions@krug.ca | www.krug.ca | 1.888.578.KRUG