

**KARMA**  
Price and Specification Guide  
USA



# TABLE OF CONTENTS

## **KARMA**

- 2 Karma LEED Credit Summary
- 3 Karma Product Features
- 4 Karma Options & Behavioral Health Options
- 5 Karma Dimensions & COM Requirements
- 6 Karma Leg Base
- 9 Karma Caster Base
- 10 Karma Sled Base

## **KARMA | STOOL**

- 13 Karma LEED Credit Summary
- 14 Karma Easy Access
- 15 Karma Counter Stool

## **KARMA | BEHAVIORAL HEALTH**

- 16 Karma Behavioral Health Features & Options
- 17 Karma Behavioral Health Pricing

## **KARMA | TABLES**

- 20 Karma LEED Credit Summary
- 21 Karma Free Standing Tables
- 21 Karma Linking Tables
- 24 Karma Linking Table Configurations

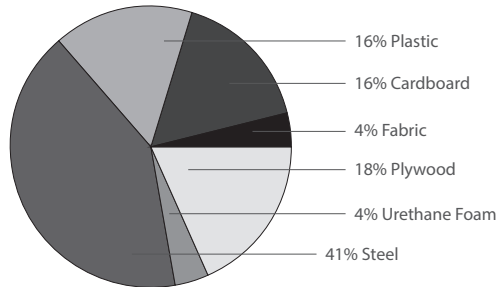
## **GENERAL INFORMATION**

- 25 Terms & Conditions
- 25 Warranty
- 27 Wood Finishes
- 27 Standard Laminates
- 28 Solid Surface Program
- 28 Metal Finishes
- 28 Urethane Color Options
- 29 KRUG Textiles - Upholstery Fabrics
- 29 KRUG Textiles - Leather & Faux Leather
- 30 Customer's Own Material (COM/COL)
- 30 CAL 133 & Moisture Barrier
- 31 Graded-In Upholstery Programs
- 31 *KRUGEXPRESS* Program

LEED CI CREDITS



MATERIAL CONTENT:



PRE-CONSUMER  
RECYCLED CONTENT = 5.51%

POST-CONSUMER  
RECYCLED CONTENT = 24.98%

Up to 73.47% of this Karma product is recyclable at the end of its useful life.

CONTRIBUTES TO

CREDIT 2.1 - 2.2	Construction Waste Management	1-2 point(s)
CREDIT 3.3	Resource Reuse	1 point
CREDIT 4.1	Recycled Content	1 point
CREDIT 4.2	Recycled Content	1 point
CREDIT 4.5	Low Emitting Materials, Systems & Seating	1 point
CREDIT 5.1	Regional Materials*	1 point
CREDIT 7	Certified Wood (MUST BE REQUESTED)	1 point(s)

\*This credit is only applicable if in total 20% of the combined value of the procurement of construction materials and in the furniture are manufactured within a radius of 500 miles. This credit will apply if the installation of the finished product occurs within 500 miles of Kitchener, Ontario.

level® CERTIFICATION, AIR EMISSIONS AND FSC® CERTIFICATION



level® CERTIFICATION

BIFMA's e3 Furniture Sustainability Standard is a voluntary, multi-attribute standard that measures the degree of sustainability of furniture. This standard evaluates product and company environmental attributes and compliance systems in a wide range of elements which include Materials, Energy & Atmosphere, Human & Ecosystem Health and Social Responsibility. Karma products have earned level®, BIFMA's sustainability certification program for furniture, certification through third-party verification against the e3 standard.



FSC  
www.fsc.org  
FSC® C021899

The mark of responsible forestry

AIR EMISSIONS

All Karma products are supplied air-emissions certified. Contact customer service for information.

FSC®

In 2005, Krug received Forest Stewardship Council® (FSC®) Chain-of-Custody certification for our manufacturing facilities. The FSC® Chain-of-Custody tracks certified wood from seedling to final sale. It signifies that the growth, harvesting and production of goods are entirely achieved through responsible forestry, which guarantees a healthy supply of forest resources for generations to come.



Architects, designers, and building professionals can specify FSC®-certified products in order to achieve a point from the US Green Building Council's Leadership in Energy and Environmental Design (LEED) Rating System.

# KARMA | FEATURES



## DESIGNED FOR COMFORT

The seat features an enhanced standard foam thickness, combined with our proprietary webbing suspension system, to provide superior comfort and a longer life cycle. The back is contoured and angled to provide supportive sitting.



## WALL SAVER

The angle of the back and the rear legs are designed to keep the back away from the wall, to prevent wear and damage to both the chairs and to the walls of the facility.



## STACKING

Karma stacks 7 high on the floor, and 12 chairs on the dolly. The optional Underseat Cover can be specified to help prevent indenting of seat upholstery on chairs that will be stacked. Karma chairs with the Sled Base option do not stack.



## LIGHT GREY POLYMER BACK

Polypropylene backs are injection molded, with Light Grey pigment diffused throughout the mold, featuring a compound that provides UV resistance to fading and brittleness from exposure to light. Backs have a minimum wall thickness of 5 mm, providing excellent strength and shock resistance.



## POLYMER ARM

Karma arms are durable, comfortable, and long lasting. They are made with injected polymer that is a solid color throughout the arm and are available in three color options: Black, Grey, Light Grey and Taupe.



## STANDARD GLIDE

Karma's black domed polymer glides are non-adjustable, and field-replaceable if damaged or degraded. Ideal for carpeted flooring. For additional glide options, Floor-Saver and Non-Slip see [page 4](#).



## REPLACEABLE COMPONENTS

Karma is designed to allow major components to be field replaced, providing a very cost effective means to significantly extend the life of the product.



## TANDEM SEATING

Karma chairs, and in-line tables, are designed to be instantly converted to (or ordered as) tandem seating. Armed and armless chairs can be connected - when joining arm chairs the positioning prevents a pinch point between the arms. In-line tables can be configured between chairs or as end tables. And the tandem components can be easily removed to convert to freestanding.



## TABLES

Karma tables are Solid Beech & Maple edges with 1 7/8" Veneered tops. Tables are available in laminates with wood or laminates with Polymer edge. See [page 28](#) for laminate information.



## EASY ACCESS CHAIR

This chair, designed for hip surgery patients and other applications where a higher seated position is desired, has a removable footrest that is 8" in depth, with a non-slip tread. The footrest can be swung up and inward to facilitate cleaning and eliminate the trip hazard.

## FRAME COLORS AVAILABLE

The Karma Leg is available in 2 standard finishes; Silver Metallic and Matte Black. Polished Chrome is also available for an upcharge.

## WEIGHT CAPACITIES

Karma has been laboratory tested to meet a weight capacity of 500 lbs, in all versions: arm and armless, and all widths (including the Plus upgrade).

[Karma Images](#) | [www.krug.ca](http://www.krug.ca)



## REMOVABLE COVERS & REPLACEMENT COMPONENTS

Optional Removeable seat and back covers are available on Karma. Replacement Removable covers are available for products that were originally ordered with the Removable cover option.



## CASTERS OPTION

Karma features durable low profile 1 1/2" diameter casters in black nylon offering an impressive 500lb load rating. Caster models are available in Silver Metallic only. Karma chairs with the caster option do not stack.



## FLOOR SAVER GLIDE

Karma's Floor Saver Glides are a larger, white, nylon glide incorporating a much larger surface area, and is a self-adjusting to help protect LVT, vinyl, tile, or hardwood where risk of marking might occur. Available at a **\$35 list** upcharge per unit



## NON-SLIP GLIDE

Features a much larger surface area and is also self-adjusting. It also features a softer outer coating to hold and prevent chair from sliding on LVT, vinyl, or tile flooring. Perfect for more slippery/smooth floor areas where prevention of chair movement is required. Available at a **\$35 list** upcharge per unit.



## SLED BASE OPTION

Optional Sled Base frames are available in Silver Metallic and Matte Black. The integrated steel rail spans between the front and rear legs which are fitted with black nylon glides. Karma chairs with the Sled Base option do not stack.



## POLYMER SHROUD

As an alternative to the standard dust cover under the seat, this option, in black polymer, closes off the underside of the chair, functioning as a cleanable Splashguard to protect the interior from moisture. It also assists in chair stacking, by distributing the weight to eliminate any indentations in the seat upholstery.



## COMBINATION UPHOLSTERY COVERS

When combination upholstery is with upholstery of the same grade or COM, an upcharge for dual fabrics is **\$31 list** per unit. When graded in combination upholstery is selected, use the highest upholstery grade or contact customer service for a quote. Please provide the fabric specified and a description of where each fabric is to be applied on the product in order to obtain a quote.

## CAL 133 & MOISTURE BARRIER

California Technical Bulletin 133 is a flammability test for seating. Krug offers a compliance method which, in combination with non-flammable upholstery covers, may enable the products to meet certification requirements for this test. This process at the same time also provides the products with a Moisture Barrier - a treatment that helps to prevent the passage of liquids and moisture to inside of upholstered components - thereby conferring sanitary and anti-infection benefits. So when CAL 133 is specified, the product also automatically has a Moisture Barrier, and when a Moisture Barrier is specified, the product also features the compliance method and low flammability features of CAL 133. CAL 133 and Moisture Barrier are available for an upcharge of **\$60 list** per yard.

The application of this upcharge and the compliance method does not mean that the specific configuration of product and upholstery cover are tested and officially certified as being CAL 133 compliant. If official certification is required, Krug will provide this (through an independent certified testing laboratory) at a charge of \$852 per item, plus the cost of the product to be tested. Lead time for certification testing is typically 4-8 weeks. Krug assumes no responsibility for the testing of our products in combination with upholstery covers, or for the results of any testing conducted. Some specific configurations of product and upholstery have already been tested. Please contact Customer Service for additional information.







# KARMA | DIMENSIONS & COM REQUIREMENTS

	Overall Width	Overall Depth	Overall Height	Seat Height	Arms From Floor	Between Arms	Seat Depth	Shipping Weight/box			COM YRD	Cubes
								1 Chair	2 Chairs	3 Chairs		
Leg Base Stacking Chair Upholstered												
Armless												
KAR2C-18.5	20.2	21.9	33.9	18	n/a	n/a	17	22.5	41	59.5	1	18
KAR2C-22	23.7	21.9	33.9	18	n/a	n/a	17	24	44	64	1	18
KAR2C-26	27.7	21.9	33.9	18	n/a	n/a	17	25.5	47	68.5	1.7	21
With Arms												
KAR2C-18.5	24.5	21.9	33.9	18	26.8	18.5	17	24	44	64	1	18
KAR2C-22	28	21.9	33.9	18	26.8	22	17	25.5	47	68.5	1	18
KAR2C-26	32	21.9	33.9	18	26.8	26	17	27	50	73	1.7	21
Leg Base Stacking Chair Wood Back												
Armless												
KAR2C-18.5	20.2	21.9	33.9	18	n/a	n/a	17	22.5	41	59.5	0.7	18
KAR2C-22	23.7	21.9	33.9	18	n/a	n/a	17	24	44	64	0.7	18
KAR2C-26	27.7	21.9	33.9	18	n/a	n/a	17	25.5	47	68.5	0.7	21
With Arms												
KAR2C-18.5	24.5	21.9	33.9	18	26.8	18.5	17	24	44	64	0.7	18
KAR2C-22	28	21.9	33.9	18	26.8	22	17	25.5	47	68.5	0.7	18
KAR2C-26	32	21.9	33.9	18	26.8	26	17	27	50	73	0.7	21
Leg Base Stacking Chair Polymer Back												
Armless												
KAR2C-18.5	20.2	21.9	33.9	18	n/a	n/a	17	22.5	41	59.5	n/a	18
With Arms												
KAR2C-18.5	24.5	21.9	33.9	18	26.8	18.5	17	24	44	64	n/a	18
Caster Base Chair Upholstered - With Arms												
KAR2C-18.5	24.5	21.9	33.9	18	26.8	18.5	17	24	44	64	1	18
KAR2C-22	28	21.9	33.9	18	26.8	22	17	25.5	47	68.5	1	18
Caster Base Chair Wood Back - With Arms												
KAR2C-18.5	24.5	21.9	33.9	18	26.8	18.5	17	24	44	64	0.7	18
KAR2C-22	28	21.9	33.9	18	26.8	22	17	25.5	47	68.5	0.7	18
Caster Base Chair Polymer Back - With Arms												
KAR2C-18.5	24.5	21.9	33.9	18	26.8	18.5	17	24	44	64	0.7	18
Sled Base Chair Upholstered												
Armless												
KAR2C-18.5	20.2	21.9	33.9	18	n/a	n/a	17	25.5	-	-	1	18
KAR2C-22	23.7	21.9	33.9	18	n/a	n/a	17	27	-	-	1	18
KAR2C-26	27.7	21.9	33.9	18	n/a	n/a	17	28.5	-	-	1.7	21
With Arms												
KAR2C-18.5	24.5	21.9	33.9	18	26.8	18.5	17	27	-	-	1	18
KAR2C-22	28	21.9	33.9	18	26.8	22	17	28.5	-	-	1	18
KAR2C-26	32	21.9	33.9	18	26.8	26	17	30	-	-	1.7	21
Sled Base Chair Wood Back												
Armless												
KAR2C-18.5	20.2	21.9	33.9	18	n/a	n/a	17	25.5	-	-	0.7	18
KAR2C-22	23.7	21.9	33.9	18	n/a	n/a	17	27	-	-	0.7	18
KAR2C-26	27.7	21.9	33.9	18	n/a	n/a	17	28.5	-	-	0.7	21
With Arms												
KAR2C-18.5	24.5	21.9	33.9	18	26.8	18.5	17	27	-	-	0.7	18
KAR2C-22	28	21.9	33.9	18	26.8	22	17	28.5	-	-	0.7	18
KAR2C-26	32	21.9	33.9	18	26.8	26	17	30	-	-	0.7	21
Sled Base Chair Polymer Back												
Armless												
KAR2C-18.5	20.2	21.9	33.9	18	n/a	n/a	17	25.5	-	-	0.7	18
With Arms												
KAR2C-18.5	24.5	21.9	33.9	18	26.8	18.5	17	27	-	-	0.7	18
Yardage for Individual Components												
			Back	Seat								
			0.50	0.75								
			0.50	0.75								
			0.50	0.75								

## DIMENSIONS:

All dimensions are in inches and approximate and are subject to change without notice. Contact Customer Service if dimensions are critical.

# KARMA | LEG BASE

DESCRIPTION/MODEL	COM		COL		FABRIC GRADES			LEATHER		
	1	2	3	4	5	6	7	8	9	
 18.5" Leg Base, Matte Black or Silver Metallic - Upholstered Seat & Polymer Back, No Arm with Standard Dust Cover KAR2-18.5L_PNAD	393	418	441	472	512	544	581	628	675	
	491	515	539	569	609	641	678	724	770	
 18.5" Leg Base, Matte Black or Silver Metallic - Fully Upholstered, No Arm with Standard Dust Cover KAR2-18.5L_UNAD	426	451	474	505	545	576	613	660	708	
	524	548	571	602	642	674	710	757	804	
 18.5" Leg Base, Matte Black or Silver Metallic - Upholstered Seat & Wood Back, No Arm with Standard Dust Cover KAR2-18.5L_WNAD	456	471	479	498	517	530	552	575	599	
	553	567	576	595	613	629	649	674	697	
 18.5" Leg Base, Matte Black or Silver Metallic - Upholstered Seat & Polymer Back, with Arm and Standard Dust Cover KAR2-18.5L_PA_D	425	449	473	508	544	575	614	660	707	
	522	546	572	604	641	673	713	758	806	
 18.5" Leg Base, Matte Black or Silver Metallic - Fully Upholstered, with Arm and Standard Dust Cover KAR2-18.5L_UA_D	459	481	506	542	576	609	647	694	740	
	556	580	605	638	674	706	746	791	838	
 18.5" Leg Base, Matte Black or Silver Metallic - Upholstered Seat & Wood Back, with Arm and Standard Dust Cover KAR2-18.5L_WA_D	480	495	505	522	543	556	576	601	625	
	577	592	602	619	639	654	654	674	697	

**ORDERING NOTES:** When selecting Frame Color and Arm Style please see Product Code Key below.

## Karma Option Upcharges







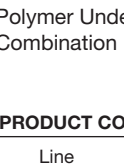
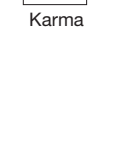
## \$ List

CAL 133 & Moisture Barrier (per yard)	60
Removable Seat Covers	66
Removable Back Covers	66
Polymer Underseat Shroud 18.5"	43
Combination Upholstery - dual fabrics	31

## PRODUCT CODE KEY

Line	Series	Frame Size	Frame Color	Style	Arm Style	Underseat Shroud
<b>KAR</b>	<b>2</b>	<b>18.5L</b>	<b>B</b>	<b>U</b>	<b>NA</b>	<b>S</b>
Karma	Stacking Chair	18.5" Leg Base	Matte Black	Fully Upholstered	No Arm	Polymer Shroud
			<b>S</b>	<b>W</b>	<b>AB</b>	<b>D</b>
			Silver Metallic	Beech Wood Back	Black	Standard Dust Cover
			<b>C</b>	<b>P</b>	<b>AG</b>	
			Polished Chrome	Polymer Back	Grey	
					<b>ALG</b>	
					Light Grey	
					<b>AT</b>	
					Taupe	

# KARMA | LEG BASE

DESCRIPTION/MODEL	COM		COL			FABRIC GRADES			LEATHER	
	1	2	3	4	5	6	7	8	9	
	22" Leg Base, Matte Black or Silver Metallic - Fully Upholstered, No Arm with Standard Dust Cover									
	KAR2-22L_UNAD	462	484	508	544	577	612	649	697	745
	22" Leg Base, Polished Chrome - Fully Upholstered, No Arm, and Standard Dust Cover									
	KAR2-22LCUNAD	582	604	628	660	697	729	770	816	862
	22" Leg Base, Matte Black or Silver Metallic - Upholstered Seat & Wood Back, No Arm with Standard Dust Cover									
	KAR2-22L_WNAD	499	508	522	541	556	574	594	616	640
	22" Leg Base, Polished Chrome - Upholstered Seat & Wood Back, No Arm with Standard Dust Cover									
	KAR2-22LCWNAD	617	628	642	656	677	693	712	735	758
	22" Leg Base, Matte Black or Silver Metallic - Fully Upholstered, with Arm and Standard Dust Cover									
	KAR2-22L_UA_D	497	520	544	575	613	645	682	728	776
	22" Leg Base, Polished Chrome - Fully Upholstered, with Arm and Standard Dust Cover									
	KAR2-22LCUA_D	614	639	660	694	730	763	802	848	893
	22" Leg Base, Matte Black or Silver Metallic- Upholstered Seat & Wood Back, with Arm and Standard Dust Cover									
	KAR2-22L_WA_D	524	535	548	563	583	599	618	642	664
	22" Leg Base, Polished Chrome - Upholstered Seat & Wood Back, with Arm and Standard Dust Cover									
	KAR2-22LCWA_D	643	653	665	682	701	719	737	760	783

**ORDERING NOTES:** When selecting Frame Color and Arm Style please see Product Code Key below.

## Karma Option Upcharges

### \$ List





CAL 133 & Moisture Barrier (per yard)	60
Removable Seat Covers	66
Removable Back Covers	66
Polymer Underseat Shroud 22"	59
Combination Upholstery - dual fabrics	31

## PRODUCT CODE KEY

Line	Series	Frame Size	Frame Color	Style	Arm Style	Underseat Shroud
<b>KAR</b>	<b>2C</b>	<b>22L</b>	<b>B</b>	<b>U</b>	<b>NA</b>	<b>S</b>
Karma	Stacking Chair	22" Leg Base	Matte Black	Fully Upholstered	No Arm	Polymer Shroud
			<b>S</b>	<b>W</b>	<b>AB</b>	<b>D</b>
			Silver Metallic	Beech Wood Back	Black	Standard Dust Cover
			<b>C</b>		<b>AG</b>	
			Polished Chrome		Grey	
					<b>ALG</b>	
					Light Grey	
					<b>AT</b>	
					Taupe	



# KARMA | LEG BASE

DESCRIPTION/MODEL	COM		COL			FABRIC GRADES			LEATHER	
	1	2	3	4	5	6	7	8	9	
 26" Leg Base, Matte Black or Silver Metallic - Fully Upholstered, Armless with Standard Dust Cover KAR2-26L_UNAD	554	599	645	708	779	842	914	1005	1093	
26" Leg Base, Polished Chrome - Fully Upholstered, Armless, with Standard Dust Cover KAR2-26LCUNAD	675	721	764	828	899	961	1034	1124	1213	
 26" Leg Base, Matte Black or Silver Metallic - Upholstered Seat & Wood Back, Armless, with Standard Dust Cover KAR2-26L_WNAD	572	594	613	644	678	708	740	782	824	
26" Leg Base, Polished Chrome - Upholstered Seat & Wood Back, Armless, with Standard Dust Cover KAR2-26LCWNAD	691	713	733	763	796	826	861	903	944	
 26" Leg Base, Matte Black or Silver Metallic - Fully Upholstered, with Arm and Standard Dust Cover KAR2-26L_UA_D	588	632	678	740	813	875	946	1038	1128	
26" Leg Base, Polished Chrome - Fully Upholstered, with Arm and Standard Dust Cover KAR2-26LCUA_D	708	752	796	861	932	994	1066	1155	1248	
 26" Leg Base, Matte Black or Silver Metallic - Upholstered Seat & Wood Back, with Arm and Standard Dust Cover KAR2-26L_WA_D	597	618	639	670	701	730	765	808	849	
26" Leg Base, Polished Chrome - Upholstered Seat & Wood Back, with Arm and Standard Dust Cover KAR2-26LCWA_D	716	738	758	788	821	851	886	927	968	

## ORDERING NOTES:






When selecting Frame Color and Arm Style please see Product Code Key below. See following page for additional options. Karma chairs all include the Standard Dust Cover ("D"), for optional Polymer Shroud change "D" to "S" and add upcharge listed below.

Description/Model	Price
 Tandem Seating Bracket -Matte Black (for armed chair) KAR2C-GB BA	75
 Tandem Seating Bracket- Silver Metallic (for armed chair) KAR2C-GB BSA	75
 Tandem Seating Bracket- Polished Chrome (for armed chair) KAR2C-GB BCA	84
 Tandem Seating Bracket-Matte Black (for chairs without arms) KAR2C-GB BNA	66
 Tandem Seating Bracket- Silver Metallic (for chairs without arms) KAR2C-GB BSNA	78
 Tandem Seating Bracket- Polished Chrome (for chairs without arms) KAR2C-GB BCNA	76
 Caddie DOL6	779

## PRODUCT CODE KEY

Line	Series	Frame Size	Frame Color	Style	Arm Style	Underseat Shroud
KAR	2	26L	B	U	NA	S
Karma	Stacking Chair	26" Leg Base	Matte Black	Fully Upholstered	No Arm	Polymer Shroud
			S	W	AB	D
			Silver Metallic	Beech Wood Back	Black	Standard Dust Cover
			C		AG	
			Polished Chrome		Grey	
					ALG	
					Light Grey	
					AT	
					Taupe	

# KARMA | CASTER BASE

DESCRIPTION/MODEL	COM		COL		FABRIC GRADES			LEATHER	
	1	2	3	4	5	6	7	8	9
 18.5" Caster Base, Silver Metallic - Upholstered Seat & Polymer Back, with Arm and Standard Dust Cover KAR2-18.5MSPA_D	503	526	550	585	621	653	692	771	784
 18.5" Caster Base, Silver Metallic - Fully Upholstered, with Arm and Standard Dust Cover KAR2-18.5MSUA_D	536	559	584	617	654	686	725	771	818
 18.5" Caster Base, Silver Metallic - Upholstered Seat & Wood Back, with Arm and Standard Dust Cover KAR2-18.5MSWA_D	558	571	583	599	618	633	654	679	701
 22" Caster Base, Silver Metallic - Fully Upholstered, with Arm and Standard Dust Cover KAR2-22MSUA_D	572	597	619	653	690	723	760	806	852
 22" Caster Base, Silver Metallic- Upholstered Seat & Wood Back, with Arm and Standard Dust Cover KAR2-22MSWA_D	600	612	625	640	659	677	695	719	740

**ORDERING NOTES:** When selecting Arm Style please see Product Code Key below.  
Karma chairs all include the Standard Dust Cover ("D"), for optional Polymer Shroud change "D" to "S" and add upcharge listed below.

### Karma Option Upcharges

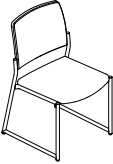

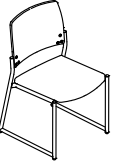
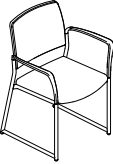


### \$ List

CAL 133 & Moisture Barrier (per yard)	60
Removable Seat Covers	66
Removable Back Covers	66
Polymer Underseat Shroud 18.5"	43
Polymer Underseat Shroud 22"	59
Polymer Underseat Shroud 26"	75
Combination Upholstery - dual fabrics	31

### PRODUCT CODE KEY

Line	Series	Frame Size	Frame Color	Style	Arm Style	Underseat Shroud
<b>KAR</b> Karma	<b>2</b> Chair	<b>18.5M</b> 18.5" Caster Base	<b>S</b> Silver Metallic	<b>U</b> Fully Upholstered	<b>AB</b> Black	<b>S</b> Polymer Shroud
		<b>22M</b> 22" Caster Base		<b>W</b> Beech Wood Back	<b>AG</b> Grey	<b>D</b> Standard Dust Cover
				<b>P</b> Polymer Back	<b>ALG</b> Light Grey	
					<b>AT</b> Taupe	

# KARMA | SLED BASE

DESCRIPTION/MODEL	COM		COL		FABRIC GRADES			LEATHER	
	1	2	3	4	5	6	7	8	9
 18.5" Sled Base, Matte Black or Silver Metallic - Upholstered Seat & Polymer Back, No Arm with Polymer Shroud. KAR2-18.5S_PNAS	491	515	539	569	609	641	678	725	773
 18.5" Sled Base, Matte Black or Silver Metallic - Fully Upholstered, No Arm with Polymer Shroud. KAR2-18.5S_UNAS	554	577	601	633	672	705	740	788	836
 18.5" Sled Base, Matte Black or Silver Metallic - Upholstered Seat & Wood Back, No Arm with Polymer Shroud. KAR2-18.5S_WNAS	584	598	608	625	644	659	680	704	727
 18.5" Sled Base, Matte Black or Silver Metallic - Upholstered Seat & Polymer Back, No Arm with Polymer Shroud. KAR2-18.5S_PA_S	524	547	571	605	641	674	712	758	805
 18.5" Sled Base, Matte Black or Silver Metallic - Fully Upholstered, with Arm and Polymer Shroud. KAR2-18.5S_UA_S	588	611	636	669	705	737	776	822	868
 18.5" Sled Base, Matte Black or Silver Metallic - Upholstered Seat & Wood Back, with Arm and Polymer Shroud. KAR2-18.5S_WA_S	609	623	633	651	670	685	705	729	752

**ORDERING NOTES:** When selecting Frame Color and Arm Style please see Product Code Key below.



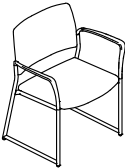
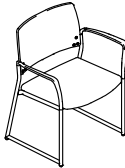
**Karma Option Upcharges \$ List**

CAL 133 & Moisture Barrier (per yard)	60
Removable Seat Covers	66
Removable Back Covers	66
Polymer Underseat Shroud 18.5"	43
Combination Upholstery - dual fabrics	31

**PRODUCT CODE KEY**

Line	Series	Frame Size	Frame Color	Style	Arm Style	Underseat Shroud
<b>KAR</b>	<b>2</b>	<b>18.5S</b>	<b>B</b>	<b>U</b>	<b>NA</b>	<b>S</b>
Karma	Chair	18.5" Sled Base	Matte Black	Fully Upholstered	No Arm	Polymer Shroud
			<b>S</b>	<b>W</b>	<b>AB</b>	<b>D</b>
			Silver Metallic	Beech Wood Back	Black	Standard Dust Cover
				<b>P</b>	<b>AG</b>	
				Polymer Back	Grey	
					<b>ALG</b>	
					Light Grey	
					<b>AT</b>	
					Taupe	

# KARMA | SLED BASE

DESCRIPTION/MODEL	COM		COL	FABRIC GRADES			LEATHER		
	1	2	3	4	5	6	7	8	9
 22" Sled Base, Matte Black or Silver Metallic - Fully Upholstered, No Arm with Polymer Shroud. KAR2-22S_UNAS	591	613	638	671	706	739	777	824	872
 22" Sled Base, Matte Black or Silver Metallic - Upholstered Seat & Wood Back, No Arm with Polymer Shroud. KAR2-22S_WNAS	626	638	651	668	685	702	722	745	768
 22" Sled Base, Matte Black or Silver Metallic - Fully Upholstered, with Arm and Polymer Shroud. KAR2-22S_UA_S	624	647	671	704	740	774	810	857	904
 22" Sled Base, Matte Black or Silver Metallic- Upholstered Seat & Wood Back, with Arm and Polymer Shroud. KAR2-22S_WA_S	652	663	677	691	710	727	747	770	792

**ORDERING NOTES:** When selecting Frame Color and Arm Style please see Product Code Key below.

## Karma Option Upcharges

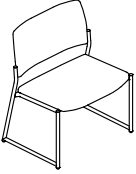
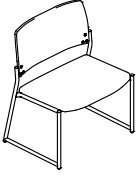

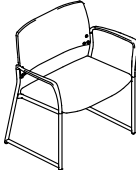
## \$ List

CAL 133 & Moisture Barrier (per yard)	60
Removable Seat Covers	66
Removable Back Covers	66
Polymer Underseat Shroud 22"	59
Combination Upholstery - dual fabrics	31

## PRODUCT CODE KEY

Line	Series	Frame Size	Frame Color	Style	Arm Style	Underseat Shroud
<b>KAR</b>	<b>2</b>	<b>22S</b>	<b>B</b>	<b>U</b>	<b>NA</b>	<b>S</b>
Karma	Chair	22" Sled Base	Matte Black	Fully Upholstered	No Arm	Polymer Shroud
			<b>S</b>	<b>W</b>	<b>AB</b>	<b>D</b>
			Silver Metallic	Beech Wood Back	Black	Standard Dust Cover
					<b>AG</b>	
					Grey	
					<b>ALG</b>	
					Light Grey	
					<b>AT</b>	
					Taupe	

# KARMA | SLED BASE

DESCRIPTION/MODEL	COM		COL		FABRIC GRADES			LEATHER	
	1	2	3	4	5	6	7	8	9
 26" Sled Base, Matte Black or Silver Metallic - Fully Upholstered, Armless with Polymer Shroud. KAR2-26S_UNAS	682	727	774	836	908	969	1041	1133	1221
 26" Sled Base, Matte Black or Silver Metallic - Upholstered Seat & Wood Back, Armless, with Polymer Shroud. KAR2-26S_WNAS	700	722	740	773	806	836	868	911	954
 26" Sled Base, Matte Black or Silver Metallic - Fully Upholstered, with Arm and Polymer Shroud. KAR2-26S_UA_S	715	761	806	868	941	1004	1075	1166	1257
 26" Sled Base, Matte Black or Silver Metallic- Upholstered Seat & Wood Back, with Arm and Polymer Shroud. KAR2-26S_WA_S	725	747	767	797	830	860	893	936	977

**ORDERING NOTES:** When selecting Frame Color and Arm Style please see Product Code Key below.

## Karma Option Upcharges

## \$ List

CAL 133 & Moisture Barrier (per yard)	60
Removable Seat Covers	66
Removable Back Covers	66
Polymer Underseat Shroud 26"	75
Combination Upholstery - dual fabrics	31

## PRODUCT CODE KEY

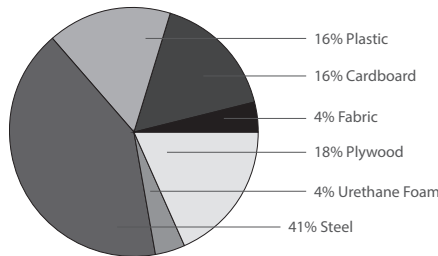
Line	Series	Frame Size	Frame Color	Style	Arm Style	Underseat Shroud
<b>KAR</b>	<b>2</b>	<b>26S</b>	<b>B</b>	<b>U</b>	<b>NA</b>	<b>S</b>
Karma	Chair	26" Sled Base	Matte Black	Fully Upholstered	No Arm	Polymer Shroud
			<b>S</b>	<b>W</b>	<b>AB</b>	<b>D</b>
			Silver Metallic	Beech Wood Back	Black	Standard Dust Cover
					<b>AG</b>	
					Grey	
					<b>ALG</b>	
					Light Grey	
					<b>AT</b>	
					Taupe	

# KARMA | ENVIRONMENTAL SUMMARY

## LEED CI CREDITS



MATERIAL CONTENT:



PRE-CONSUMER RECYCLED CONTENT = 5.51%

POST-CONSUMER RECYCLED CONTENT = 24.98%

Up to 73.47% of this Karma product is recyclable at the end of its useful life.

CONTRIBUTES TO

CREDIT 2.1 - 2.2	Construction Waste Management	1-2 point(s)
CREDIT 3.3	Resource Reuse	1 point
CREDIT 4.1	Recycled Content	1 point
CREDIT 4.2	Recycled Content	1 point
CREDIT 4.5	Low Emitting Materials, Systems & Seating	1 point
CREDIT 5.1	Regional Materials*	1 point
CREDIT 7	Certified Wood (MUST BE REQUESTED)	1 point(s)

\*This credit is only applicable if in total 20% of the combined value of the procurement of construction materials and in the furniture are manufactured within a radius of 500 miles. This credit will apply if the installation of the finished product occurs within 500 miles of Kitchener, Ontario.

## level® CERTIFICATION, AIR EMISSIONS AND FSC® CERTIFICATION



### level® CERTIFICATION

BIFMA's e3 Furniture Sustainability Standard is a voluntary, multi-attribute standard that measures the degree of sustainability of furniture. This standard evaluates product and company environmental attributes and compliance systems in a wide range of elements which include Materials, Energy & Atmosphere, Human & Ecosystem Health and Social Responsibility. Karma products have earned level®, BIFMA's sustainability certification program for furniture, certification through third-party verification against the e3 standard.



The mark of responsible forestry

### AIR-EMISSIONS

All Karma products are supplied with air-emissions certified materials. Contact customer service for information.

### FSC®

In 2005, Krug received Forest Stewardship Council® (FSC®) Chain-of-Custody certification for our manufacturing facilities. The FSC® Chain-of-Custody tracks certified wood from seedling to final sale. It signifies that the growth, harvesting and production of goods are entirely achieved through responsible forestry, which guarantees a healthy supply of forest resources for generations to come. Karma and other Krug products can be specified with one of two types of FSC® Certification:

- (a) FSC®-certified (which includes FSC®-certified lumber, veneer and substrate material)
  - (b) FSC®-mix certified (which includes substrate material only, and is a lower cost option certification)
- Contact customer service for further information, pricing and leadtimes.



Architects, designers, and building professionals can specify FSC®-certified products in order to achieve a point from the U.S. Green Building Council's Leadership in Energy and Environmental Design (LEED) Rating System.

# KARMA | EASY ACCESS CHAIR

DESCRIPTION/MODEL	COM		COL			FABRIC GRADES			LEATHER		
	1	2	3	4	5	6	7	8	9		



18.5" Easy Access Chair, Matte Black or Silver Metallic - Fully Upholstered, with Arm and Standard Dust Cover  
 KAR2-18.5E\_U\_D 798 822 847 879 915 948 986 1034 1081

18.5" Easy Access Chair, Polished Chrome - Fully Upholstered, with Arm and Standard Dust Cover  
 KAR2-18.5ECU\_D 852 875 899 932 968 1003 1039 1085 1132



18.5" Easy Access Chair, Matte Black or Silver Metallic- Upholstered Seat & Wood Back, with Arm and Standard Dust Cover  
 KAR2-18.5E\_W\_D 821 834 844 862 880 895 915 940 962

18.5" Easy Access Chair, Polished Chrome - Upholstered Seat & Wood Back, with Arm and Standard Dust Cover  
 KAR2-18.5ECW\_D 874 887 898 914 935 949 968 991 1015

**ORDERING NOTES:** When selecting Frame Color and Arm Style please see Product Code Key below. Karma chairs all include the Standard Dust Cover (select "D" below), for optional Polymer Shroud change "D" to "S" and add upcharge listed below.

**DIMENSIONS:**

All dimensions are in inches and approximate and are subject to change without notice. Contact Customer Service if dimensions are critical.

	Overall Width	Overall Depth	Overall Height	Seat Height	Arms From Floor	Between Arms	Seat Depth	Shipping Weight/box			COM YRD	Cubes
								1 Chair	2 Chairs	3 Chairs		
Easy Access or Counter Seat Upholstered Armless												
KAR2-18.5	20.2	21.9	39.9	24	n/a	n/a	17	43	-	-	1	20
with Arms												
KAR2-18.5	24.5	21.9	39.9	24	32.8	18.5	17	44.5	-	-	1	20
Easy Access or Counter Seat Wood Back Armless												
KAR2-18.5	20.2	21.9	39.9	24	n/a	n/a	17	43	-	-	1	20
with Arms												
KAR2-18.5	24.5	21.9	39.9	24	32.8	18.5	17	44.5	-	-	1	20

**Karma Option Upcharges**





**\$ List**

CAL 133 & Moisture Barrier (per yard)	60
Removable Seat Covers	66
Removable Back Covers	66
Polymer Underseat Shroud 18.5"	43
Combination Upholstery - dual fabrics	31

**PRODUCT CODE KEY**

Line	Series	Frame Size	Frame Color	Style	Arm Style	Underseat Shroud
<b>KAR</b> Karma	<b>2</b> Chair	<b>18.5E</b> 18.5" Easy Access Chair	<b>B</b> Matte Black	<b>U</b> Fully Upholstered	<b>AB</b> Black	<b>S</b> Polymer Shroud
			<b>S</b> Silver Metallic	<b>W</b> Beech Wood Back	<b>AG</b> Grey	<b>D</b> Standard Dust Cover
			<b>C</b> Polished Chrome		<b>AT</b> Taupe	

# KARMA | COUNTER STOOL

DESCRIPTION/MODEL	Species	COM		COL			FABRIC GRADES			LEATHER	
		1	2	3	4	5	6	7	8	9	
	18.5" Counter Height Stool, Matte Black or Silver Metallic - Fully Upholstered, No Arm, with Standard Dust Cover KAR2-18.5C_UNAD	596	619	643	675	713	746	782	828	875	
	18.5" Counter Height Stool, Polished Chrome - Fully Upholstered, No Arm, with Standard Dust Cover KAR2-18.5CCUNAD	642	664	687	722	758	791	826	874	919	
	18.5" Counter Height Stool, Matte Black or Silver Metallic- Upholstered Seat & Wood Back, No Arm, with Standard Dust Cover KAR2-18.5C_WNAD	625	639	649	665	685	701	722	746	770	
	18.5" Counter Height Stool, Polished Chrome - Upholstered Seat & Wood Back, No Arm, with Standard Dust Cover KAR2-18.5CCWNAD	672	684	695	712	729	747	765	790	815	
	18.5" Counter Height Stool, Matte Black or Silver Metallic - Fully Upholstered, with Arms, with Standard Dust Cover KAR2-18.5C_U_D	629	647	677	709	746	778	817	863	911	
	18.5" Counter Height Stool, Polished Chrome - Fully Upholstered, with Arms, with Standard Dust Cover KAR2-18.5CCU_D	675	697	722	753	791	823	862	909	956	
	18.5" Counter Height Stool, Matte Black or Silver Metallic- Upholstered Seat & Wood Back, with Arms, with Standard Dust Cover KAR2-18.5C_W_D	651	663	675	691	710	726	746	770	792	
	18.5" Counter Height Stool, Polished Chrome - Upholstered Seat & Wood Back, with Arms, with Standard Dust Cover KAR2-18.5CCW_D	697	709	722	737	754	773	791	816	839	

**ORDERING NOTES:** When selecting Frame Color and Arm Style please see Product Code Key below.  
Karma chairs all include the Standard Dust Cover (select "D" below), for optional Polymer Shroud change "D" to "S" and add upcharge listed below.

## Karma Option Upcharges

### \$ List

CAL 133 & Moisture Barrier (per yard)	60
Removable Seat Covers	66
Removable Back Covers	66
Polymer Underseat Shroud 18.5"	43
Combination Upholstery - dual fabrics	31

## PRODUCT CODE KEY

Line	Series	Frame Size	Frame Color	Style	Arm Style	Underseat Shroud
KAR	2	18.5C	B	U	NA	S
Karma	Chair	18.5" Counter Height Stool	Matte Black	Fully Upholstered	No Arm	Polymer Shroud
			S	W	AB	D
			Silver Metallic	Beech Wood Back	Black	Standard Dust Cover
			C		AG	
			Polished Chrome		Grey	
					AT	
					Taupe	



# KARMA | BEHAVIORAL HEALTH FEATURES & OPTIONS




## TAMPER RESISTANT HARDWARE

All screws used on the Karma Behavioral Health units have been replaced with tamper resistant security screws.



## ADDED WEIGHT OPTION

Karma can be supplied with supplemental weight on the bottom of the seat adding 23lbs to each chair. When chairs are weighted they cannot be ganged.



## TAMPER-RESISTANT GLIDES

Karma chairs have their glides secured in place to prevent their removal and damage.



## FLOOR ANCHORING OPTION

Sled base can be supplied with additional holes and bushings to allow for fastening to the floor.



## NON-ACCESSIBLE STAPLES

The Karma back upholstery has been altered to allow a nylon staple cover strip to be attached; this will prevent access to the upholstery staples. The back cover strip is fastened to the unit with tamper-resistant security screws.



## SLED BASE


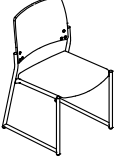
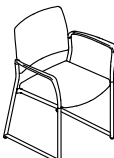

Sled base is an integrated rail spanning the front to back leg. Karma chairs with the Sled Base option do not stack.



## TAMPER RESISTANT ARMS

Polymer arms are equipped with added hardware, internal to the tube frame making them tamper resistant to removal from the tube. Available in four colors (Black, Grey, Light Grey & Taupe)

# KARMA | BEHAVIORAL HEALTH

DESCRIPTION/MODEL	COM		COL	FABRIC GRADES			LEATHER		
	1	2	3	4	5	6	7	8	9
 18.5" Sled Base, Matte Black or Silver Metallic - Fully Upholstered, No Arm with Polymer Shroud KAR2BH-18.5S_UNAS	867	898	927	986	1043	1104	1163	1221	1338
 18.5" Sled Base, Matte Black or Silver Metallic - Upholstered Seat & Wood Back, No Arm with Polymer Shroud KAR2BH-18.5S_WNAS	804	826	849	892	937	982	1027	1069	1157
 18.5" Sled Base, Matte Black or Silver Metallic - Fully Upholstered, with Arm and Polymer Shroud KAR2BH-18.5S_U_S	912	941	969	1030	1087	1147	1206	1264	1382
 18.5" Sled Base, Matte Black or Silver Metallic - Upholstered Seat & Wood Back, with Arm and Polymer Shroud KAR2BH-18.5S_W_S	849	872	893	937	983	1027	1070	1113	1202

**ORDERING NOTES:** When selecting Frame Color and Arm Style please see Product Code Key below.

## Karma Option Upcharges

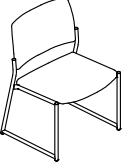
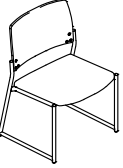
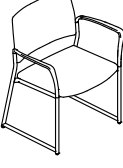

## \$ List

CAL 133 & Moisture Barrier (per yard)	60
Added weight (23 lbs per chair)	449
Floor anchoring	77
Combination Upholstery - dual fabrics	31

## PRODUCT CODE KEY

Line	Series	Frame Size	Frame Color	Style	Arm Style	Underseat Shroud
<b>KAR</b> Karma	<b>2BH</b> Behavioral Health Chair	<b>18.5S</b> 18.5" Sled Base	<b>B</b> Matte Black <b>S</b> Silver Metallic	<b>U</b> Fully Upholstered <b>W</b> Beech Wood Back	<b>NA</b> No Arm <b>AB</b> Black <b>AG</b> Grey <b>AT</b> Taupe	<b>S</b> Polymer Shroud

# KARMA | BEHAVIORAL HEALTH

DESCRIPTION/MODEL	COM		COL	FABRIC GRADES			LEATHER		
	1	2	3	4	5	6	7	8	9
 22" Sled Base, Matte Black or Silver Metallic - Fully Upholstered, No Arm with Polymer Shroud KAR2BH-22S_UNAS	932	961	990	1050	1108	1167	1225	1285	1402
 22" Sled Base, Matte Black or Silver Metallic - Upholstered Seat & Wood Back, No Arm with Polymer Shroud KAR2BH-22S_WNAS	865	888	911	955	997	1041	1086	1130	1218
 22" Sled Base, Matte Black or Silver Metallic - Fully Upholstered, with Arm and Polymer Shroud KAR2BH-22S_U_S	977	1006	1036	1094	1153	1212	1271	1329	1447
 22" Sled Base, Matte Black or Silver Metallic - Upholstered Seat & Wood Back, with Arm and Polymer Shroud KAR2BH-22S_W_S	911	932	956	997	1042	1086	1132	1175	1263

**ORDERING NOTES:** When selecting Frame Color and Arm Style please see Product Code Key below.

## Karma Option Upcharges

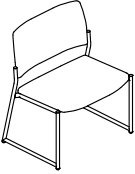
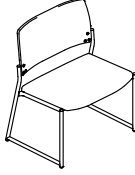
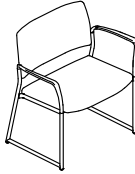

## \$ List

CAL 133 & Moisture Barrier (per yard)	60
Added weight (23 lbs per chair)	449
Floor anchoring	77
Combination Upholstery - dual fabrics	31

## PRODUCT CODE KEY

Line	Series	Frame Size	Frame Color	Style	Arm Style	Underseat Shroud
<b>KAR</b> Karma	<b>2BH</b> Behavioral Health Chair	<b>22S</b> 22" Sled Base	<b>B</b> Matte Black <b>S</b> Silver Metallic	<b>U</b> Fully Upholstered <b>W</b> Beech Wood Back	<b>NA</b> No Arm <b>AB</b> Black <b>AG</b> Grey <b>AT</b> Taupe	<b>S</b> Polymer Shroud

# KARMA | BEHAVIORAL HEALTH

DESCRIPTION/MODEL	COM		COL		FABRIC GRADES			LEATHER	
	1	2	3	4	5	6	7	8	9
 26" Sled Base, Matte Black or Silver Metallic - Fully Upholstered, Armless with Polymer Shroud KAR2BH-26S_UNAS	1065	1116	1166	1265	1365	1468	1567	1666	1865
 26" Sled Base, Matte Black or Silver Metallic - Upholstered Seat & Wood Back, Armless, with Polymer Shroud KAR2BH-26S_WNAS	958	982	1003	1045	1089	1134	1179	1222	1310
 26" Sled Base, Matte Black or Silver Metallic - Fully Upholstered, with Arm and Polymer Shroud KAR2BH-26S_U_S	1109	1160	1210	1309	1409	1507	1610	1709	1909
 26" Sled Base, Matte Black or Silver Metallic- Upholstered Seat & Wood Back, with Arm and Polymer Shroud KAR2BH-26S_W_S	1003	1024	1046	1089	1135	1179	1223	1266	1355

**ORDERING NOTES:** When selecting Frame Color and Arm Style please see Product Code Key below.

## Karma Option Upcharges

## \$ List

CAL 133 & Moisture Barrier (per yard)	60
Added weight (23 lbs per chair)	449
Floor anchoring	77
Combination Upholstery - dual fabrics	31

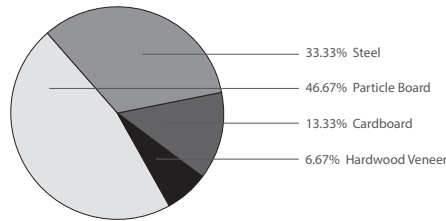
## PRODUCT CODE KEY

Line	Series	Frame Size	Frame Color	Style	Arm Style	Underseat Shroud
<b>KAR</b>	<b>2BH</b>	<b>26S</b>	<b>B</b>	<b>U</b>	<b>NA</b>	<b>S</b>
Karma	Behavioral Health Chair	26" Sled Base	Matte Black	Fully Upholstered	No Arm	Polymer Shroud
			<b>S</b>	<b>W</b>	<b>AB</b>	
			Silver Metallic	Beech Wood Back	Black	
					<b>AG</b>	
					Grey	
					<b>AT</b>	
					Taupe	

LEED CI CREDITS



MATERIAL CONTENT:



PRE-CONSUMER RECYCLED CONTENT = 29.17%

POST-CONSUMER RECYCLED CONTENT = 42.67%

Up to 46.67% of this Karma product is recyclable at the end of its useful life.

CONTRIBUTES TO

CREDIT 2.1 - 2.2	Construction Waste Management	1-2 point(s)
CREDIT 3.3	Resource Reuse	1 point
CREDIT 4.1	Recycled Content	1 point
CREDIT 4.2	Recycled Content	1 point
CREDIT 4.5	Low Emitting Materials, Systems & Seating	1 point
CREDIT 5.1	Regional Materials*	1 point
CREDIT 7	Certified Wood (MUST BE REQUESTED)	1 point(s)

\*This credit is only applicable if in total 20% of the combined value of the procurement of construction materials and in the furniture are manufactured within a radius of 500 miles. This credit will apply if the installation of the finished product occurs within 500 miles of Kitchener, Ontario.

level® CERTIFICATION, AIR EMISSIONS AND FSC® CERTIFICATION



level® CERTIFICATION

BIFMA's e3 Furniture Sustainability Standard is a voluntary, multi-attribute standard that measures the degree of sustainability of furniture. This standard evaluates product and company environmental attributes and compliance systems in a wide range of elements which include Materials, Energy & Atmosphere, Human & Ecosystem Health and Social Responsibility. Karma products have earned level®, BIFMA's sustainability certification program for furniture, certification through third-party verification against the e3 standard.



FSC  
www.fsc.org  
FSC® C021899

The mark of responsible forestry

AIR EMISSIONS

All Karma products are supplied air emissions-certified. Contact customer service for information.

FSC®

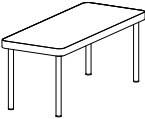
In 2005, Krug received Forest Stewardship Council® (FSC®) Chain-of-Custody certification for our manufacturing facilities. The FSC® Chain-of-Custody tracks certified wood from seedling to final sale. It signifies that the growth, harvesting and production of goods are entirely achieved through responsible forestry, which guarantees a healthy supply of forest resources for generations to come. Karma and other Krug products can be specified with one of two types of FSC® Certification:


- (a) FSC®-certified (which includes FSC®-certified lumber, veneer and substrate material)
  - (b) FSC®-mix certified (which includes substrate material only, and is a lower cost option certification)
- Contact customer service for further information, pricing and leadtimes.





Architects, designers, and building professionals can specify FSC®-certified products in order to achieve a point from the U.S. Green Building Council's Leadership in Energy and Environmental Design (LEED) Rating System.

## KARMA | FREE STANDING TABLES

Description	Model	Beech/ Palette	Laminate top w/Wood Edge	Laminate top w/ Polymer Edge	W	D	H	Weight	Cube
	Square & Rectangular Tables, Matte Black or Silver Metallic legs								
	KAR4 18-18-18	655	792	528	17.5	17.5	17.5	15	2.6
	KAR4 22-18-18	688	817	544	22	17.5	17.5	16.5	2.6
	KAR4 42-18-18	1034	932	915	42	17.5	17.5	24.5	4.6
	KAR4 18-18-21	671	806	544	17.5	17.5	21	17	3
	KAR4 22-18-21	702	828	554	22	17.5	21	18.5	3
	KAR4 42-18-21	1047	1098	927	42	17.5	21	26.5	4.6
	Square & Rectangular Tables, Polished Chrome legs								
	KAR4 18-18-18	775	912	646	17.5	17.5	17.5	15	2.6
	KAR4 22-18-18	808	935	659	22	17.5	17.5	16.5	2.6
	KAR4 42-18-18	1151	1052	1034	42	17.5	17.5	24.5	4.6
	KAR4 18-18-21	802	937	674	17.5	17.5	21	17	3
KAR4 22-18-21	834	960	686	22	17.5	21	16.5	2.6	
KAR4 42-18-21	1179	1231	1057	42	17.5	21	24.5	4.6	
<b>ORDERING NOTE:</b> For leg finish add to the end of the model number; B for Matte Black, S for Silver Metallic and C for Polished Chrome									





	Round Tables, Matte Black or Silver Metallic legs									
	KAR4 24D-18	815	1110	638	24	-	17.5	19	3.5	
	KAR4 36D-18	1113	1252	699	36	-	17.5	31	7.3	
	KAR4 24D-21	825	1125	651	24	-	21	21	3.5	
	KAR4 36D-21	1126	1266	713	36	-	21	33	7.3	
	Round Tables, Polished Chrome legs									
	KAR4 24D-18	932	1227	753	24	-	17.5	19	3.5	
	KAR4 36D-18	1264	1404	851	36	-	17.5	31	7.3	
	KAR4 24D-21	958	1257	782	24	-	21	21	3.5	
	KAR4 36D-21	1291	1430	878	36	-	21	33	7.3	
	<b>ORDERING NOTE:</b> For leg finish add to the end of the model number; B for Matte Black, S for Silver Metallic and C for Polished Chrome									

## KARMA | LINKING TABLES

Description	Model	Beech/ Palette	Laminate top w/Wood Edge	Laminate top w/ PVC Edge	W	D	H	Weight	Cube
	Square Straight Linking Table, Matte Black or Silver Metallic, Left or Right handed (Same direction seating)								
	KAR4-LKII-18-18	636	771	505	17.5	17.5	-	15	2.5
	Square Straight Linking Table, Matte Black or Silver Metallic, Left handed as seated (Opposed seating)								
	KAR4-LKIL-18-18	636	771	505	17.5	17.5	-	15	2.5
	Square Straight Linking Table, Matte Black or Silver Metallic, Right handed as seated (Opposed seating)								
	KAR4-LKIR-18-18	636	771	505	17.5	17.5	-	15	2.5
	Square Straight Linking Table, Polished Chrome, Left or Right handed (Same direction seating)								
	KAR4-LKII-18-18	775	912	646	17.5	17.5	-	15	2.5
	Square Straight Linking Table, Polished Chrome, Left handed as seated (Opposed seating)								
	KAR4-LKIL-18-18	775	912	646	17.5	17.5	-	15	2.5
	Square Straight Linking Table, Polished Chrome, Right handed as seated (Opposed seating)								
	KAR4-LKIR-18-18	775	912	646	17.5	17.5	-	15	2.5
	Square Straight Linking End Table, Matte Black or Silver Metallic legs, Left handed as seated								
	KAR4-LKEL-18-18*	644	778	516	17.5	17.5	17.5	15	2.5
	Square Straight Linking End Table, Matte Black or Silver Metallic legs, Right handed as seated								
	KAR4-LKER-18-18	644	778	516	17.5	17.5	17.5	15	2.5
	Square Straight Linking End Table, Polished Chrome legs, Left handed as seated								
	KAR4-LKEL-18-18*	787	922	659	17.5	17.5	17.5	15	2.5
Square Straight Linking End Table, Polished Chrome legs, Right handed as seated									
KAR4-LKER-18-18	787	922	659	17.5	17.5	17.5	15	2.5	







**ORDERING NOTES:** A drawing showing the configuration of the multiple seating and tables is required with each purchase order. See [page 24](#) for suggested configurations.

# KARMA | LINKING TABLES

Description	Model	Beech/ Palette	Laminate top w/Wood Edge	Laminate top w/ PVC Edge	W	D	H	Weight	Cube
	Rectangular Straight Linking Table, Matte Black or Silver Metallic, Left or Right handed (Same direction seating)								
	KAR4-LKII-22-18	670	793	520	22	17.5	-	16.5	2.8
	Rectangular Straight Linking Table, Matte Black or Silver Metallic, Left handed as seated (Opposed seating)								
	KAR4-LKIL-22-18	670	793	520	22	17.5	-	16.5	2.8
	Rectangular Straight Linking Table, Matte Black or Silver Metallic, Right handed as seated (Opposed seating)								
	KAR4-LKIR-22-18	670	793	520	22	17.5	-	16.5	2.8
	Rectangular Straight Linking Table, Polished Chrome, Left or Right handed (Same direction seating)								
KAR4-LKII-22-18	809	936	659	22	17.5	-	16.5	2.8	
Rectangular Straight Linking Table, Polished Chrome, Left handed as seated (Opposed seating)									
KAR4-LKIL-22-18	809	936	659	22	17.5	-	16.5	2.8	
Rectangular Straight Linking Table, Polished Chrome, Right handed as seated (Opposed seating)									
KAR4-LKIR-22-18	809	936	659	22	17.5	-	16.5	2.8	
	Rectangular Straight Linking End Table, Matte Black or Silver Metallic, Left handed as seated (Opposed seating)								
	KAR4-LKEL-22-18*	677	803	528	22	17.5	17.5	16.5	2.8
	Rectangular Straight Linking End Table, Matte Black or Silver Metallic, Right handed as seated (Opposed seating)								
	KAR4-LKER-22-18	677	803	528	22	17.5	17.5	16.5	2.8
	Rectangular Straight Linking End Table, Polished Chrome, Left handed as seated (Opposed seating)								
KAR4-LKEL-22-18*	819	945	674	22	17.5	17.5	16.5	2.8	
Rectangular Straight Linking End Table, Polished Chrome, Right handed as seated (Opposed seating)									
KAR4-LKER-22-18	819	945	674	22	17.5	17.5	16.5	2.8	
	Curvilinear Connector Table 45°, Matte Black or Silver Metallic, Left or Right handed (Same direction, <b>inward</b> seating)								
	KAR4-LKCI-RF45	914	1330	725	28	24	-	19	4.2
	Curvilinear Connector Table 45°, Matte Black or Silver Metallic, Left or Right handed (Same direction, <b>outward</b> seating)								
	KAR4-LKCO-RF45	914	1330	725	28	24	-	19	4.2
	Curvilinear Connector Table 45°, Matte Black or Silver Metallic, Left handed as seated ( <b>Opposed</b> seating)								
	KAR4-LKCL-RF45	914	1330	725	28	24	-	19	4.2
	Curvilinear Connector Table 45°, Matte Black or Silver Metallic, Right handed as seated ( <b>Opposed</b> seating)								
	KAR4-LKCR-RF45	914	1330	725	28	24	-	19	4.2
	Curvilinear Connector Table 45°, Polished Chrome, Left or Right handed (Same direction, <b>inward</b> seating)								
	KAR4-LKCI-RF45	1054	1347	864	28	24	-	19	4.2
Curvilinear Connector Table 45°, Polished Chrome, Left or Right handed (Same direction, <b>outward</b> seating)									
KAR4-LKCO-RF45	1054	1347	864	28	24	-	19	4.2	
Curvilinear Connector Table 45°, Polished Chrome, Left handed as seated ( <b>Opposed</b> seating)									
KAR4-LKCL-RF45	1054	1347	864	28	24	-	19	4.2	
Curvilinear Connector Table 45°, Polished Chrome, Right handed as seated ( <b>Opposed</b> seating)									
KAR4-LKCR-RF45	1054	1347	864	28	24	-	19	4.2	
	Curvilinear Connector Table 45° Matte Black or Silver Metallic, with Flat edge, Left or Right handed (Same direction, <b>inward</b> seating)								
	KAR4-LKCI-RR45	944	1371	760	28	24	-	19	4.2
	Curvilinear Connector Table 45° Matte Black or Silver Metallic, with Flat edge, Left or Right handed (Same direction, <b>outward</b> seating)								
	KAR4-LKCO-RR45	944	1371	760	28	24	-	19	4.2
	Curvilinear Connector Table 45° Matte Black or Silver Metallic, with Flat edge, Left handed as seated ( <b>Opposed</b> seating)								
	KAR4-LKCL-RR45	944	1371	760	28	24	-	19	4.2
	Curvilinear Connector Table 45° Matte Black or Silver Metallic, with Flat edge, Right handed as seated ( <b>Opposed</b> seating)								
	KAR4-LKCR-RR45	944	1371	760	28	24	-	19	4.2
	Curvilinear Connector Table 45° Polished Chrome, with Flat edge, Left or Right handed (Same direction, <b>inward</b> seating)								
	KAR4-LKCI-RR45	1084	1513	899	28	24	-	19	4.2
	Curvilinear Connector Table 45° Polished Chrome, with Flat edge, Left or Right handed (Same direction, <b>outward</b> seating)								
	KAR4-LKCO-RR45	1084	1513	899	28	24	-	19	4.2
Curvilinear Connector Table 45° Polished Chrome, with Flat edge, Left handed as seated ( <b>Opposed</b> seating)									
KAR4-LKCL-RR45	1084	1513	899	28	24	-	19	4.2	
Curvilinear Connector Table 45° Polished Chrome, with Flat edge, Right handed as seated ( <b>Opposed</b> seating)									
KAR4-LKCR-RR45	1084	1513	899	28	24	-	19	4.2	

**ORDERING NOTES:** A drawing showing the configuration of the multiple seating and tables is required with each purchase order. See [page 24](#) for suggested configurations.

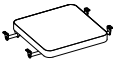
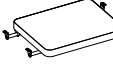





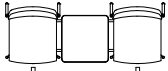
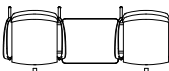

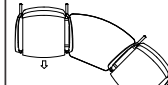
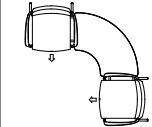
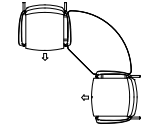
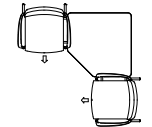
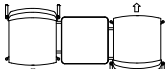
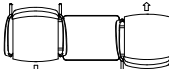
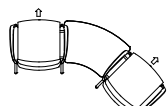
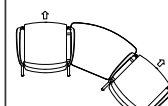
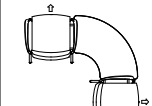
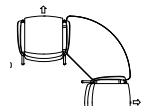
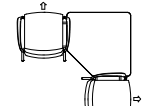
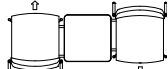
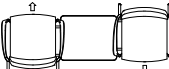
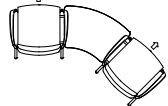
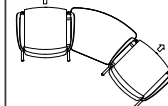
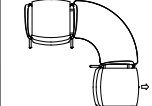
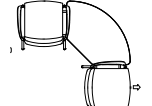
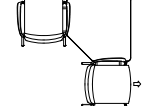


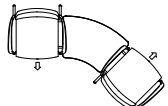
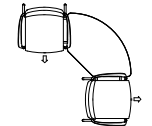
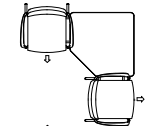
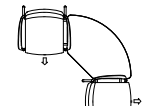
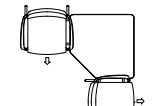
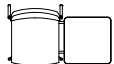

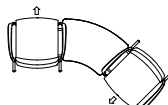
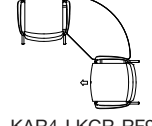
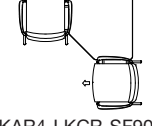
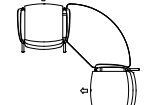
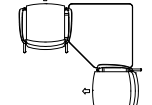
# KARMA | LINKING TABLES

Description	Model	Beech/ Palette	Laminate top w/Wood Edge	Laminate top w/ PVC Edge	W	D	H	Weight	Cube
	Curvilinear Connector Table 90°, Matte Black or Silver Metallic, Left or Right handed (Same direction, <b>inward</b> seating)								
	KAR4-LKCI-RR90	1188	1722	954	38	24	-	22	5.5
	Curvilinear Connector Table 90°, Matte Black or Silver Metallic, Left or Right handed (Same direction, <b>outward</b> seating)								
	KAR4-LKCO-RR90	1188	1722	954	38	24	-	22	5.5
	Curvilinear Connector Table 90°, Matte Black or Silver Metallic, Left handed as seated ( <b>Opposed</b> seating)								
	KAR4-LKCL-RR90	1188	1722	954	38	24	-	22	5.5
Curvilinear Connector Table 90°, Matte Black or Silver Metallic, Right handed as seated ( <b>Opposed</b> seating)									
KAR4-LKCR-RR90	1188	1722	954	38	24	-	22	5.5	
<hr/>									
	Curvilinear Connector Table 90°, Polished Chrome, Left or Right handed (Same direction, <b>inward</b> seating)								
	KAR4-LKCI-RR90	1327	1861	1092	38	24	-	22	5.5
	Curvilinear Connector Table 90°, Polished Chrome, Left or Right handed (Same direction, <b>outward</b> seating)								
	KAR4-LKCO-RR90	1327	1861	1092	38	24	-	22	5.5
	Curvilinear Connector Table 90°, Polished Chrome, Left handed as seated ( <b>Opposed</b> seating)								
	KAR4-LKCL-RR90	1327	1861	1092	38	24	-	22	5.5
Curvilinear Connector Table 90°, Polished Chrome, Right handed as seated ( <b>Opposed</b> seating)									
KAR4-LKCR-RR90	1327	1861	1092	38	24	-	22	5.5	
<hr/>									
	Curvilinear Connector Table 90° with Matte Black or Silver Metallic, Flat edge, Left or Right handed (Same direction, <b>inward</b> seating)								
	KAR4-LKCI-RF90	1120	1774	983	38	24	-	22	5.5
	Curvilinear Connector Table 90°, Matte Black or Silver Metallic, with Flat edge, Left or Right handed (Same direction, <b>outward</b> seating)								
	KAR4-LKCO-RF90	1120	1774	983	38	24	-	22	5.5
	Curvilinear Connector Table 90°, Matte Black or Silver Metallic, with Flat edge, Left handed as seated ( <b>Opposed</b> seating)								
	KAR4-LKCL-RF90	1120	1774	983	38	24	-	22	5.5
Curvilinear Connector Table 90°, Matte Black or Silver Metallic, with Flat edge, Right handed as seated ( <b>Opposed</b> seating)									
KAR4-LKCR-RF90	1120	1774	983	38	24	-	22	5.5	
<hr/>									
	Curvilinear Connector Table 90° Polished Chrome, with Flat edge, Left or Right handed (Same direction, <b>inward</b> seating)								
	KAR4-LKCI-RF90	1362	1913	1121	38	24	-	22	5.5
	Curvilinear Connector Table 90° Polished Chrome, with Flat edge, Left or Right handed (Same direction, <b>outward</b> seating)								
	KAR4-LKCO-RF90	1362	1913	1121	38	24	-	22	5.5
	Curvilinear Connector Table 90° Polished Chrome, with Flat edge, Left handed as seated ( <b>Opposed</b> seating)								
	KAR4-LKCL-RF90	1362	1913	1121	38	24	-	22	5.5
Curvilinear Connector Table 90° Polished Chrome, with Flat edge, Right handed as seated ( <b>Opposed</b> seating)									
KAR4-LKCR-RF90	1362	1913	1121	38	24	-	22	5.5	
<hr/>									
	Rectilinear Corner Connector Table 90° Matte Black or Silver Metallic, with Flat edge, Left or Right handed (Same direction, <b>inward</b> seating)								
	KAR4-LKCI-SF90	1328	1927	1064	30	30	-	26	5.5
	Rectilinear Connector Table 90° Matte Black or Silver Metallic, with Flat edge, Left or Right handed (Same direction, <b>outward</b> seating)								
	KAR4-LKCO-SF90	1328	1927	1064	30	30	-	26	5.5
	Rectilinear Connector Table 90°, Matte Black or Silver Metallic, with Flat edge Left handed as seated ( <b>Opposed</b> seating)								
	KAR4-LKCL-SF90	1328	1927	1064	30	30	-	26	5.5
Rectilinear Connector Table 90° Matte Black or Silver Metallic, with Flat edge, Right handed as seated ( <b>Opposed</b> seating)									
KAR4-LKCR-SF90	1328	1927	1064	30	30	-	26	5.5	
<hr/>									
	Rectilinear Corner Connector Table 90° Polished Chrome, with Flat edge, Left or Right handed (Same direction, <b>inward</b> seating)								
	KAR4-LKCI-SF90	1525	2122	1262	30	30	-	26	5.5
	Rectilinear Connector Table 90° Polished Chrome, with Flat edge, Left or Right handed (Same direction, <b>outward</b> seating)								
	KAR4-LKCO-SF90	1525	2122	1262	30	30	-	26	5.5
	Rectilinear Connector Table 90°, Polished Chrome, with Flat edge Left handed as seated ( <b>Opposed</b> seating)								
	KAR4-LKCL-SF90	1525	2122	1262	30	30	-	26	5.5
Rectilinear Connector Table 90° Polished Chrome, with Flat edge, Right handed as seated ( <b>Opposed</b> seating)									
KAR4-LKCR-SF90	1525	2122	1262	30	30	-	26	5.5	

**ORDERING NOTES:** A drawing showing the configuration of the multiple seating and tables is required with each purchase order. See [page 24](#) for suggested configurations.



# KARMA | LINKING TABLES CONFIGURATIONS

Straight Linking Square Table	Straight Linking Rectangular Table	Linked Table - Corner/Radius 45	Linked Table - Corner/Flat 45	Linked Table - Corner/Radius 90	Linked Table - Corner/Flat 90	Linked Table - Corner Square/ Flat 90
						
 KAR4-LKII-18-18	 KAR4-LKII-22-18	 KAR4-LKCI-RR45	 KAR4-LKCI-RF45	 KAR4-LKCI-RR90	 KAR4-LKCI-RF90	 KAR4-LKCI-SF90
 KAR4-LKIL-18-18	 KAR4-LKIL-22-18	 KAR4-LKCO-RR45	 KAR4-LKCO-RF45	 KAR4-LKCO-RR90	 KAR4-LKCO-RF90	 KAR4-LKCO-SF90
 KAR4-LKIR-18-18	 KAR4-LKIR-22-18	 KAR4-LKCO-RR45	 KAR4-LKCO-RF45	 KAR4-LKCO-RR90	 KAR4-LKCO-RF90	 KAR4-LKCO-SF90
Linked Table - End Square	Linked Table - End Rectangular	 KAR4-LKCL-RR45	 KAR4-LKCL-RF45	 KAR4-LKCL-RR90	 KAR4-LKCL-RF90	 KAR4-LKCL-SF90
 KAR4-LKEL-18-18	 KAR4-LKEL-22-18	 KAR4-LKCR-RR45	 KAR4-LKCR-RF45	 KAR4-LKCR-RR90	 KAR4-LKCR-RF90	 KAR4-LKCR-SF90
 KAR4-LKER-18-18	 KAR4-LKER-22-18					

**ORDERING NOTES:** A drawing showing the configuration of the multiple seating and tables is required with each purchase order.

# GENERAL INFORMATION

## Terms and Conditions

Net 30 days on approved credit. A late payment charge of 1% per month will be applied on overdue invoices. This charge will be pro-rated to the number of days past 30 days that the invoice is overdue. All applicable sales taxes are extra. Distribution of this price list does not in itself constitute an offer to sell. Orders can be received only from authorized Krug dealers. Acceptance of any order and terms of sale may be established at the discretion of Krug. Deposits are required on orders received from new accounts as well as on large or special orders. Krug reserves the right to discontinue designs, or to change designs, construction, prices, or materials without notice.

## Contact Information

Phone: 1.888.578.KRUG (5784) | Fax: 1.519.748.5177

Purchase Order Fax: 1.888.236.4783

Purchase Order E-mail: orders@krug.ca

Web: www.krug.ca E-mail: solutions@krug.ca

## Customer Service Hours

Please note customer service hours are:

8:30 am to 5:00 pm est

## Customer Satisfaction

It is the primary goal of Krug and our staff to ensure the complete satisfaction of our customers with our products and performance. If a problem arises with a Krug product after the expiration of the limited warranty period, Krug will exercise its best efforts to achieve the satisfaction of the customer in a manner that is fair to all concerned.

## Order Acknowledgments

Each order will be acknowledged via e-mail or fax. This acknowledgment is the final agreement between Krug and the customer, superseding all previous communications regarding the purchase order. Where there is a discrepancy on a purchase order between a product code and a description, Krug will make every effort to resolve the discrepancy, but will be ruled by the product code ordered. Please check all acknowledgments for accuracy, and advise Krug of any discrepancies with a purchase order.

## Order Cancellation

Krug reserves the right to not accept or allow cancellation of orders. All products are manufactured on a custom-made, make-to-order basis, and the purchasing, engineering and production of orders begins shortly after order placement - and the customer purchase order is a contract that authorizes Krug to manufacture the products. Acceptance of order cancellation (or partial cancellation) is solely at the discretion of Krug, and is dependent on the extent to which engineering, purchasing and manufacturing has been initiated by the time cancellation is requested. No order cancellations (partial or otherwise) are allowable more than 4 weeks from date of order placement (as order production is unable to be terminated by that point), and full payment of the acknowledged order value is required for any orders cancelled after 4 weeks. Cancellations may be allowable in less than 4 weeks after order placement, depending on the extent to which manufacturing has been initiated. An acceptance of order cancellation requires that the purchaser agrees to make payment for all costs incurred to the point of acceptance of cancellation. Cancellation charges include all costs for purchase of dedicated material and components, engineering costs for non-standard products, and all costs for manufacturing completed to that point, as well as a \$350 net charge for processing of the original order and for processing of cancellation invoicing.

## Pricing

Krug endeavors to ensure that all prices in this price list reflect accurately our current prices. However, errors do occur and will be rectified through notices to the field. Krug reserves the right to acknowledge pricing that may be different from the price list.

## Storage Charges

Krug reserves the right to assess a nominal storage charge if a customer does not accept shipment of an order within a week of the ship date.

## Warranty

Krug warrants the construction and the finish of all our products to be free from defects in materials and workmanship for the lifetime of their use. This warranty is applicable to products in use by their original purchaser. This warranty does not apply to components not manufactured by Krug including textiles, which are subject to the specific warranties of those manufacturers, if any. Textiles (fabric, leather, vinyl, or any other covering material) suppliers do not guarantee their products for durability and color fastness, and nor does Krug. Casters, mechanical and electrical components have a warranty of five years from the date of purchase. The Krug warranty does not apply to COM-specified materials, damage caused by a carrier other than Krug, or variation in wood finishes due to natural wood color variation. Krug cannot be held responsible for variations in fabric dye lots from order to order. All fabric is carefully inspected when it is received, but a degree of variation in color should be expected. Repairs or replacement of any defect covered under this warranty by Krug will be made, at our option and method, at no charge to the original purchaser during the warranty period. Krug's judgement is final and binding with respect to the nature or cause of defects or damage, and the necessity or manner of repair or replacement.

This warranty does not apply to defects or damage resulting from:

- normal wear and tear occurring with the use of the product
- negligence, misuse, excessive use, alteration, improper cleaning or repair
- substitution or use of incorrect or unauthorized components or material
- handling or installation that is incorrect, or that causes damage or defect
- damage incurred by a freight carrier other than Krug
- wearing of finishes and fabrics, and normal variations in materials (including dye lot variations)
- properties of natural materials, including wood and leather
- exposure to environments with uncontrolled temperature and humidity (products must be transported, stored and used in climate-controlled conditions)

Note, specific warranties for components and materials not manufactured by Krug:

**Jordan Sleepers Heavy-Duty Mechanism**, made with heavy gauge steel and minimal moving parts - is backed by a 5-year warranty on the mechanism itself, in addition to the lifetime warranty on the rest of the product. If it does become damaged or degraded, the mechanism can be field-replaced.

**Juno and Trevisa Overbed Tables** have a 2-year warranty.

## Blanket Wrapping

Krug will blanket wrap larger seating orders at customer's request. Please indicate on your purchase order and contact Customer Service.

## Export Packaging

Krug is pleased to provide the option for export packaging on all our products, to provide additional protection from damage. For shipments overseas, a quote for export packaging can be provided, based on the products to be ordered and the delivery destination - please contact Customer Service or Bids & Specification Support for more information and a quotation. KRUG is not responsible for shipment damage occurring on overseas shipments

Export Packaging is STRONGLY RECOMMENDED for:

- (A) all shipments outside of the lower 48 states and Canada.
- (B) all shipments that will be held in storage for an extended period prior to installation.

**Important:** Please note that Krug will not be responsible for damage claims on product shipped or stored in the above conditions but where export packaging has not been utilized.

## Dimensions

Dimensions are in inches and approximate, and subject to change without notice. Contact Customer Service if dimensions are critical.

## Freight Terms and Conditions

1. All product is shipped FOB the Krug factory. Freight is either pre-paid to the destination or not pre-paid, depending on established customer specific freight terms.

2. Docks at the selected delivery location must be equipped to handle a 53' trailer. If a dock is inadequate for delivery by Krug, Krug will re-deliver to another local location and any additional costs will be charged to the customer.

3. For all deliveries, it is understood that Krug or its agent is making a dock delivery only (equipped to handle a 53' trailer), and any further work of truck unloading, delivery beyond the dock, installation, and removal of packaging is not authorized or paid for by Krug.

4. Drop shipments to the installation site, and timed deliveries, are available on larger shipments (full truckloads or slightly less) at no additional charge. Drop shipments or timed deliveries for smaller shipments may not be available, or if available will require a surcharge. Deliveries on an after hours basis, or on weekends, or any other special requirements, may be subject to a surcharge. Location and contact information, and the requested time of delivery, is required at least one week prior to the acknowledged shipment date. If this information is not provided one week in advance, or if the location or time of the drop shipment is changed less than one week in advance, a surcharge may be applied, and/or the drop shipment may not be scheduled. For deliveries requested Monday to Thursday after 5:00 pm, please apply a surcharge of \$250/shipment. For deliveries requested Monday to Friday before 7:00 am, please apply a surcharge of \$250/shipment. For deliveries requested Friday (after 3:00 pm) or weekends, please apply a surcharge of \$500/shipment. (Local times).

5. For all deliveries - whether to the Customer location or drop shipment - any circumstances that result in the delay of our carrier (including unsuitable receiving facilities, or facilities not open or available), service charges will be applied at the rate of \$75/hour. Where re-delivery is necessary because of these circumstances, the full cost of re-delivery will be charged. If Less Than Truck Load is delivering, one hour is allocated to unload. Any additional time required to unload after the first hour is \$75/hour. If a Truck Load is delivering the order, three hours is allocated to unload. Any additional time required to unload is \$75/hour. Direct deliveries to site for large orders are possible, (must exceed \$60,000 net), and accommodate 48 - 53' trailers. Krug is responsible for delivery to the approved delivery address. If an address change is required, this must be authorized by Krug 5 business days prior to ship date. Any additional delivery costs incurred after this time will be charged to the customer.

## Product Strength and Durability Testing

All Krug products have been thoroughly tested, and exceed the testing requirements of ANSI/BIFMA seating standard. Specific test results and documentation are available on request.



## Installation Support

For assistance please contact Technical Support at 1-888-578-5784 x216 or e-mail [installationhelp@krug.ca](mailto:installationhelp@krug.ca) and you will be directed to the appropriate installation support person.

## Damaged Shipments

All Krug product is well engineered, carefully inspected, and expertly loaded onto our trucks at our Distribution Center. If you receive any damaged freight, we ask that you do not refuse the shipment. Krug is not responsible for damage to goods that occurs in transit or

storage. It is the purchaser and/or receiver's responsibility to examine the goods upon receipt and to notify Krug of any damages, overages or shortages. Any discrepancies should be noted on the Bill of Lading. The delivering carrier will not accept responsibility for shortages or damages if signed "clear". Notification of concealed damage claims must be made to Krug Distribution within 5 days of delivery, along with digital pictures if available. All product and packaging must be available for inspection. Krug liability ceases after 5 business days and Krug will not be responsible for concealed damages if shipments are left unopened. Krug is not responsible for the condition of product that is stored or installed in an environment where temperature and humidity are not controlled.

## Field Product Report Authorization

Krug's written authorization, in the form of an FPR number, must be obtained prior to incurring charges of any kind if Krug is expected to pay these charges. This includes authorization for returns, field repairs and replacements, post field repairs, installation and delivery charges. Krug reserves the right to have its representative inspect product related to any request for such authorizations, prior to that authorization being provided. Deductions from invoices paid for any charges to Krug, without prior written authorization in the form of an FPR, will not be accepted. Digital photographs may be required to complete the FPR process.

## Returns

No merchandise may be returned without Krug's prior written consent. In the event of an authorized return, a Field Product Report (FPR) number will be issued, and a restocking charge will apply. Return transportation charges must be prepaid. Unauthorized returns will not be accepted and will be returned freight collect. All merchandise being returned must be properly packaged in its original or comparable replacement packaging to ensure protection of the product during handling and transportation. Returns on orders duplicated by the customer must be received in their original packaging to be accepted. Product being returned where Krug has authorized its liability for replacement or repair will be thoroughly inspected on its return, and the results compared to the reason for the return stated on the FPR. Any discrepancies, such as additional damage, signs of usage, missing parts, etc., will result in an adjustment to the amount of credit issued.

## Custom Capabilities

Over 15% of our orders involve some type of custom work, and we invite our customers to make use of our extensive capabilities.

These include:

- 1) Dimensional customization of standard size products
- 2) Custom finishes
- 3) For larger orders, completely custom-designed products, as well as non-standard wood species can be specified.

Custom orders may require additional production lead times. Contact Engineering at the e-mail address [engquotes@krug.ca](mailto:engquotes@krug.ca).

## Care and Maintenance Leather

Leather is a natural product and requires very little care during use. Most stains can be removed with a clean dry cloth. For stubborn spots and stains, use a mild non-detergent cleaner, rinse well and let air dry naturally. Do not use saddle soap, cleaning solvents, furniture polish, oils, varnish, abrasive cleaners, soaps or ammonia waters.

## Fabric Upholstery

Professional upholstery cleaning is recommended.

## Flammability Standards for Krug Textiles - Upholstery Program

- Passes State of California Technical Bulletin CAL 117-2013









# CUSTOMER'S OWN MATERIAL - C.O.M.

## Customer's Own Material (COM/COL)

COM/COL must be received three weeks prior to the acknowledged ship date. Orders with COM/COL not received by the required deadline will be delayed. A description of the upholstery cover, including supplier name, pattern name, upholstery cover name and color number must be included with the purchase order.

COM/COL testing requires 3 business days and samples are to be directed to Customer Service. The customer has the option of providing the sample COM/COL before, at time of order, or once the sample COM/COL is received. If the customer does not send a sample for approval in advance of sending actual material, Krug will not be responsible for the cost of any upholstery cover or other material that it determines to be unsuitable for the product or our process.

When the COM/COL upholstery cover is received at Krug, it must be clearly identified with the upholstery cover name and color, and tagged with name of the Krug customer and purchase order number. Krug will inspect all COM/COL upholstery covers when received to determine if it will be suitable for upholstery. Where Krug feels that the upholstery cover or leather specified will compromise the quality or integrity of our products, customers will be contacted to direct these concerns. Further, Krug reserves the right to refuse to accept and use any COM upholstery covers or leathers that will compromise our products in any way that is unacceptable to Krug. Krug cannot assume responsibility for the durability or tailoring quality of customer's own material.

Yardage specified in this price guide is approximate. In the case of multiple product orders, multiply the number of items by the COM yardage specified to determine upholstery cover required, unless otherwise indicated. Additional yardage may be needed if the material is less than 54" wide, or patterned or striped and requires matching. All COMs are cut "up the roll" unless otherwise stated by the customer. All striped upholstery covers will be applied vertically unless otherwise stated by the customer and after approval by Krug. Krug will not be responsible for directional or positional problems with its application of COM material, unless it has been provided with explicit instructions by the customer. Special instructions should be sent to Krug Customer Service, including a sample (or photocopy) of the upholstery cover. Krug is not responsible for instructions sent with the upholstery cover rolls, or for the method of upholstery if no instructions have been provided.

Price increases and freight charges to COM/COL acquired on the customer's behalf will be passed onto the customer.

## Application of Directional Upholstery cover

Some COM upholstery covers will be considered directional by Krug even though they are not considered directional by the supplier. All COMs are automatically cut "up the roll" unless otherwise stated by the customer (please see below).



Standard-Cut  
"up the roll"



Non-Standard-Cut across the roll "railroad"

## COM/COL Shipping Procedures

For seating COM/COL upholstery covers, please send upholstery covers to:

Krug Inc.  
111 Ahrens Street  
Kitchener, Ontario  
Canada N2H 4C2  
**Attention: RECEIVER**

COM/COL orders cannot be scheduled into production until the upholstery cover has arrived and inspection is complete.

All packages must be clearly marked

**"For Customs Clearance by Willson International Custom Brokers".**

According to the North American Free Trade Agreement (NAFTA), goods shipped between the United States and Canada can qualify for exemption from all duties, or for a reduction in duties, if the goods can be proven to originate in either the United States, Canada or Mexico.

Canada Customs requires that a NAFTA Certificate of Origin and a Commercial Invoice be completed and sent with the upholstery cover shipment. The Commercial Invoice must clearly state the description of the upholstery cover, the selling price, the make-up or content, and the purchaser. The absence of these two documents will delay the shipments at the U.S./Canada border, thereby potentially delaying the customer order. If the total value of the shipment is less than \$1200 U.S., Customs will accept a Low Value Statement of Origin in place of the NAFTA Certificate of Origin. The Low Value Statement must be signed by a representative of the exporting company. This statement may either be included on the commercial invoice or attached to the invoice. Krug is happy to answer any questions or concerns about COM/COL shipping procedures and the required documents.

## CAL 133 & Moisture Barrier

California Technical Bulletin 133 is a flammability test for seating. Krug offers a compliance method which, in combination with non-flammable upholstery covers, may enable the products to meet certification requirements for this test. This process at the same time also provides the products with a Moisture Barrier - a treatment that helps to prevent the passage of liquids and moisture to inside of upholstered components - thereby conferring sanitary and anti-infection benefits. So when CAL 133 is specified, the product also automatically has a Moisture Barrier, and when a Moisture Barrier is specified, the product also features the compliance method and low flammability features of CAL 133.

The application of this upcharge and the compliance method does not mean that the specific configuration of product and upholstery cover are tested and officially certified as being CAL 133 compliant. If official certification is required, Krug will provide this (through an independent certified testing laboratory) at a charge of \$772 per item, plus the cost of the product to be tested. Lead time for certification testing is typically 4-8 weeks. Krug assumes no responsibility for the testing of our products in combination with upholstery covers, or for the results of any testing conducted. Some specific configurations of product and upholstery have already been tested. Please contact Customer Service for additional information.

## C.O.L. Yardage

To calculate C.O.L. yardage required, please use the following conversions based on COM yardage: Leather must be ordered in square footage. - 17 square feet in a yard

- Approx. 3 yards in a hide
- Approx. 51 square feet in a hide
- Please use grade 3 pricing for COL

## Upholstery Cover Yardage Calculation

To calculate yardage required for COM and other non-standard upholstery cover orders, please contact Krug Customer Service at 1.888.578.5784. Unless otherwise stated, upholstery cover rolls are assumed to be a minimum 54" wide. Please use the guide below to calculate the percentage of extra upholstery cover required to cover large repeats. The repeat is calculated by adding both the vertical and horizontal measurements together and then referring to the chart below for extra yardage required.

		2"-14"	15"-19"	20"-27"	28"-36"
FABRIC	Plain	Repeat	Repeat	Repeat	Repeat
54	0%	10%	15%	20%	25%
53-50	16%	20%	25%	30%	35%
48	16%	25%	30%	35%	40%
45	40%	50%	55%	60%	65%
36	50%	60%	65%	70%	75%



# GRADED-IN UPHOLSTERY PROGRAMS

Krug has partnered with several textile brands to grade in their offerings, designed to provide a wide range of upholstery selections for our seating products.

Upholstery pricing and availability is subject to change without notice. We grade this upholstery according to the pricing of the fabric suppliers - when their pricing changes, the Krug grade may change.

When placing an order, a Krug customer must specify the complete upholstery number, along with the appropriate Krug model number and finish. Krug will supply the complete product at the prices listed. Orders specifying graded-in upholstery cannot be cancelled once the upholstery has been ordered.

## Upholstery Grades

To determine the price of a product for graded-in upholstery, use the reference lists located on Krug's website under - Products - Textiles, to view the upholstery grade (1-9). Krug is not responsible for the discontinuation of this upholstery. Please contact Customer Service for information on upholstery not listed.

When two upholstery selections are specified for use on seating, the higher grade upholstery price will apply to the order.

High Performance upholstery; Polyurethane, Vinyl or Crypton, is particularly suitable for healthcare and other intensive-use environments.

## Upholstery Samples

If you require additional samples or memos for presentation, please contact fabric supplier directly.

## Flammability Standards

- Tunnel Test Surface Ratings Class A rating
- Class 1 UFAC
- Passes State of California Technical Bulletin 117-Section E

Please contact fabric supplier directly for further flammability information pertaining to specific upholstery.

## Special Conditions

Acknowledgments will give the estimated delivery date of the finished product. Some upholstery is imported, and availability may affect estimated delivery time. For large projects, please contact fabric supplier directly for availability of yardage.

# KRUGEXPRESS PROGRAM

## PROGRAM DETAILS

*KrugExpress* orders are ready to ship by the date acknowledged. Delivery and shipping schedules may result in actual shipping of orders at a later date. Statutory holidays and scheduled factory vacations may add to acknowledged lead times of *KrugExpress* orders. Unless otherwise specified on the order, the customer's standard method of shipping Krug products will be utilized.

Available factory capacity for *KrugExpress* is filled by orders received on a "first come, first serve" basis. If the normal *KrugExpress* lead time is not available for your order because available capacity has been filled, you will be immediately advised of the earliest available ready-to-ship date. Please consult your Customer Service representative in advance if you wish to confirm the specific lead time availability for a *KrugExpress* order.

Orders must be received by midnight of a given day for that day to be considered the official day the order is received. Order lead times are acknowledged from the date the order is received, but not including the date the order is received.

*KrugExpress* orders must be "clean" when received in order to be considered officially received on a given day, and lead times will be acknowledged from the date orders are determined to be "clean". Changes to *KrugExpress* orders are not allowed under any circumstances.

Orders for product on *KrugExpress* must clearly state: "*KrugExpress*".

COM and graded-in upholstery is available on Krug Express. Orders are scheduled on Krug Express, and given the best available date, when the upholstery is received at Krug. Some conditions apply.

## SEATING PROGRAM

Orders for seating products on the *KrugExpress* program may be subject to quantity maximums. Please contact Krug Customer Service for more information.

Quantity maximums are dependent upon available capacity, in order to insure that we ship all orders on time.

Please note that the CAL 133 option is not available on *KrugExpress*.

# KARMA | FINISHES

## WOOD FINISHES

Standard wood finishes are:

### Finishes on Beech

- Appalachian Cherry
- American Cherry
- Imperial Cherry
- Light Cherry
- Medium Cherry
- Natural Cherry
- Sable Cherry
- Standard Cherry
- Light Oak
- Harvest Oak
- Mahogany
- Mellow Oak
- Espresso
- Cordovan Walnut
- Natural Walnut
- Regular Walnut
- SilverGrey on Walnut
- Dark Walnut
- Clear Beech
- Medium Anigre

### Finishes on Maple

- Clear Maple
- Honey Maple
- Wheat Maple

### PALETTE

Palette finishes available for applicable products.

- Black
- White
- Soft Green
- Steel Blue
- Slate

## NATURAL CHARACTERISTICS OF WOOD

Wood is a natural product with inherent color variations that will never be fully mitigated by the finishing process. Please anticipate variation in colors within a single unit, from piece to piece, and from Krug wood finish samples. If a very close match is required, a sample must be provided with the order and an upcharge will apply. Exact color matches are not possible.

### CUSTOM WOOD FINISHES

Add 10% list to your order for special finishes, minimum upcharge is \$525 list per finish per order. (For example, on all orders up to \$5250 list, an upcharge of \$525 will apply, on orders \$5000 and up add 10% list to your order.)

Special finish upcharges on seating products are calculated on a grade 1 value. For orders with special finishes, a sample that is a minimum 3” by 3” must be received with the order. Special finishes may add additional lead time to production schedules. Since wood is a natural product, some variations in grain, color and stain acceptance will occur. In our finishing processes, we try to minimize variations, but some variation between samples and finished goods should be anticipated.

### DUAL FINISHES

Add 10% list per item if specifying dual finish.

### STANDARD WOOD FINISHES

No upcharge will be applied when specifying a finish available as standard on one species onto maple seating and occasional tables. Clear finishes are not available on other species since they are a clear finish on top of the natural veneer color.

## WOOD FINISHES TO MATCH STANDARD LAMINATES

- Willow on Beech
- Copper on Beech
- Shiraz Cherry on Beech
- Park Avenue Walnut on Beech
- Chocolate on Beech
- Nutmeg on Beech
- Portobello on Beech
- Ash on Beech
- Dune on Maple

## LAMINATES

Krug’s in-stock Laminates are available in 17 different laminate selections. Please note that 4 of the colors (Gingerbread, Portobello, Ash and Willow) have textured finishes and may not be appropriate for use in patient areas due to infection control concerns. Minimum order quantities and extended lead times may apply for exotic laminate colors, please check with customer service. Polymer Edge will be selected to match the worksurface. Krug’s previous laminate in-stock program will be phased out as in-stock supply depletes. Please contact customer service for availability.

### IN-STOCK LAMINATES

Wood Grain Laminates	High Pressure Laminate Supplier	Textured Wood Grain Laminates	High Pressure Laminate Supplier
Champagne	Tafisa T492CR	Gingerbread	Tafisa T556UR
Hardrock Maple	Formica 86992-58	Portobello	Tafisa T557UR
Dune	Tafisa T491CR	Ash	Tafisa T535AT
Copper	Tafisa T521CR	Willow	Tafisa T543AT
Shiraz Cherry	Tafisa T472CR		
Park Avenue Walnut	Wilsonart 7984-38	<b>Solid Laminates</b>	
Chocolate	Tafisa T498CR	Designer White	Wilsonart D354-60
Nutmeg	Tafisa T477CR	Platinum	Tafisa T202CR
Dark Walnut	Tafisa T469CR	Earth	Tafisa T767CR
		Charcoal	Tafisa T228CR

### PHASE OUT LAMINATES

Almond - Black- Shadows - Edgewood Sycamore - Gunstock Walnut

### NON-STOCKED LAMINATES

For specific lead time and application questions, please contact Krug Customer Service for your requirement. Upcharges will be applicable for non-stocked laminates, depending on their cost. Non-stock laminates may require a minimum order quantity, please contact customer service. Stocked polymer edges only can be specified for use with non-stocked laminates or tops will be self-edged.


**SOLID SURFACE PROGRAM**

The Solid Surface option provides an enhanced durability, protection and cleanability. It is available in 8 standard colors and is replaceable if it becomes damaged or degraded. See individual products for list upcharge chart.

**GROUP GRADE A - WHITE**




Glacier White



Cameo White

**GROUP GRADE A - COLOR**




Bisque

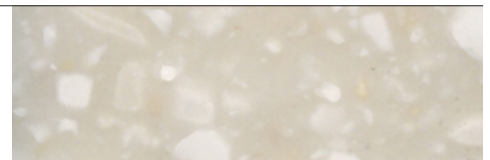


Linen

**GROUP GRADE B**



Antarctica

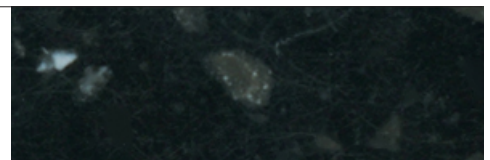


Savannah

**GROUP GRADE C**



Dove



Deep Night Sky

**METAL FINISHES**



Silver Metallic




Matte Black

**URETHANE COLOR OPTIONS**



Taupe



Light Grey



Grey



Black



The mark of responsible forestry



All products are air emissions certified and are available as FSC® certified

# krug

solutions@krug.ca | www.krug.ca | 1.888.578.KRUG