

LATITUDE
Price and Specification Guide
USA



Effective, January 1, 2025

krug

Advancing Design Through Innovation

LATITUDE | TABLE OF CONTENTS

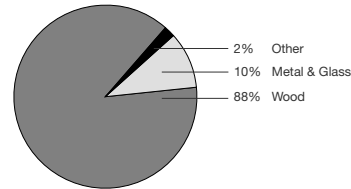
518	Environmental Summary
519	Veneer & Finishes
520	Non-Standard Product Guidelines for Pricing
520	Edge Profile & Pulls
521	General Product Specifications
528	Sample Configuration
529	Desks
536	Height Adjustable Worksurfaces
541	Desk Runoffs
546	Returns
547	Linking
548	Credenzas
553	Overheads
557	Hutches
559	Wall Mounted Panels
560	PowerPorts & Cable Management
564	Pedestals
565	Bookcases
566	Storage
570	Wardrobes
572	Modular Components

LATITUDE | ENVIRONMENTAL SUMMARY

LEED CERTIFICATION



MATERIAL CONTENT:



PRE-CONSUMER RECYCLED CONTENT - 81%

POST-CONSUMER RECYCLED CONTENT - 3%

		CONTRIBUTES TO
Credit 2.1 - 2.2	Construction Waste Management	1-
Credit 4.1	Recycled Content	1 point
Credit 4.2	Recycled Content	1 point
Credit 4.5	Low Emitting Materials, (MUST BE REQUESTED)	
	Composite Wood & Laminate Adhesives	1 point
Credit 5.1	Regional Materials*	1 point
Credit 7	Certified Wood (MUST BE REQUESTED)	1 point

*This credit is only applicable if in total 20% of the combined value of the procurement of construction materials and in the furniture are manufactured within a radius of 500 miles. This credit will apply if the installation of the finished product occurs within 500 miles of Kitchener, Ontario.

level® CERTIFICATION



BIFMA's e3 Furniture Sustainability Standard is a voluntary, multi-attribute standard that measures the degree of sustainability of furniture. This standard evaluates product and company environmental attributes and compliance systems in a wide range of elements which include Materials, Energy & Atmosphere, Human & Ecosystem Health and Social Responsibility. Latitude products have earned level®, BIFMA's sustainability certification program for furniture, certification through third-party verification against the e3 standard. All Latitude products can be supplied with level® certification. In order to accomplish this, the product must also be ordered with the air-emissions-certification option. Contact customer service for information and upcharges.

AIR-EMISSIONS

All Latitude products can be supplied with air-emissions-certified materials. Contact customer service for information and upcharges.



FSC
www.fsc.org
FSC® C021699

the mark of responsible forest

FSC®

FSC® In 2005, Krug received Forest Stewardship Council® (FSC®) Chain-of-Custody certification for our manufacturing facilities. The FSC® Chain-of-Custody tracks certified wood from seedling to final sale. It verifies that the material for our FSC® certified products only come from well-managed, FSC®-certified forests and other controlled sources. FSC® is dedicated to the promotion of responsible forest management worldwide helping to take care of forests for future generations. Latitude and other Krug products can be specified with FSC® Certification. Contact customer service for further information, pricing and lead times.



In addition, architects, designers, and building professionals can specify FSC®-certified products in order to achieve a point from the U.S. Green Building Council's Leadership in Energy and Environmental Design (LEED) Rating System.

LATITUDE | VENEERS & FINISHES

WOOD FINISHES

Standard wood finishes are:

SPECIES	FINISH
OAK	Light Oak
	SilverGrey on Oak
	Espresso Oak
	Harvest Oak
	Mahogany Oak
	Medium Cherry on Oak Mellow Oak
WALNUT	Walnut on Oak
	Natural Walnut
	SilverGrey on Walnut
	Regular Walnut Dark
	Walnut Cordovan Walnut
PALETTE	Black
	White
	Sand
	Soft Green
	Steel Blue
	Slate

Note: Palette is available on door fronts, drawer fronts and 1/2 height modesty panels.

WOOD FINISHES TO MATCH STANDARD LAMINATES

- Willow on Rift Oak
- Dune on Rift Oak
- Portobello on Rift Oak
- Ash on Rift Oak
- Copper on Cherry
- Shiraz Cherry
- Park Avenue Walnut
- Chocolate on Walnut
- Nutmeg on Walnut
- Dark Walnut
- Hardrock Maple

VENEERS

Latitude is available in Quarter Cut Walnut and Rift Cut Oak veneers, and each is priced in this price guide. Maple and Cherry are also available: for Flat Cut Maple or Cherry veneer, use Column 1 pricing; for Quarter Cut Maple or Cherry, use Column 2 pricing. The grain direction of the veneers on vertical faces is vertical - see below for grain direction specifications.

NON-STANDARD VENEER SPECIES

In addition to range of standard wood species, Latitude can be made with virtually any commercially available veneers. To specify Anigre, Mozambique or Zebrano add 5% List, for Sycamore add 10% list to Walnut list price. Anigre is available in clear or medium finish, Mozambique, Zebrano & Sycamore are available in clear finish only. Other veneers are also available on Latitude, please contact customer service for more information and pricing on additional wood species not included in Latitude's standard offering.

NATURAL CHARACTERISTICS OF WOOD

Wood is a natural product with inherent color variations that will never be fully mitigated by the finishing process. Please anticipate variation in colors within a single unit, from piece to piece, and from Krug wood finish samples. If a very close match is required, a sample must be provided with the order and an upcharge will apply. Exact color matches are not possible.

CUSTOM WOOD FINISHES

Add 10% list to your order for special finishes, minimum upcharge is \$600 list per finish per order. (For example, on all orders up to \$6000 list, an upcharge of \$600 will apply, on orders \$6000 and up add 10% list to your order.)

For orders with special finishes, a sample that is a minimum 3" by 3" must be received with the order. Special finishes may add additional lead time to production schedules. Since wood is a natural product, some variations in grain, color and stain acceptance will occur. In our finishing processes, we try to minimize variations, but some variation between samples and finished goods should be anticipated.

FINISH

Latitude Casegoods feature Krug's finish, a proprietary catalyzed varnish formulation, that has repeatedly shown through independent laboratory testing to be the industry leader in durability and abrasion resistance. The Krug finish looks better longer than competitors and is uniquely suited to the demands of high traffic environments.

VENEER GRAIN DIRECTION

Providing a consistent wood grain direction is important in maintaining consistent color on adjacent worksurface. The arrows on the illustrations below show the grain direction on typical worksurfaces and case fronts.

Desks



Open Desks



Runoffs



Drawer and Door Fronts




Credenza



Returns & Linking Units



Hutches and Overheads



Storage



LATITUDE | GUIDELINES AND PRICING METHODS

PRICING METHODS

Custom widths: Apply the price that is one standard size larger than the desired case size (but same depth).

Example: The required custom dimension is 74" x 30". The first standard size above this is 78" x 30", so in this case you would apply the price of the 78" x 30" unit.

Custom depths: Apply the price of the same unit one size deeper (but same width).

Example: The required custom dimension is 72" x 26". The first standard size above this is 72" x 30", so in this case you would apply the price of the 72" x 30" unit.

Custom width & depth: Apply the price of the same unit both one size wider and one size deeper.

Example: The required custom dimension is 74" x 26". The first standard size above this is 84" x 30", so in this case you would apply the price of the 84" x 30" unit.

LATITUDE | NON-STANDARD PRODUCT GUIDELINES FOR PRICING

OTHER PRICING METHODS

Custom height of desk height cases: Add 18% (31-32" hi)

Grommets in non-standard positions, add: **\$152 list**

To remove hutch or overhead doors, deduct: **4% list**

Bookcase with optional vent in back (includes 2 vents and 1 grommet), add: **\$302 list**

2 lateral files and 3 or 4 closed shelves - convert to half open, half closed shelves, add: **15% list**

2 lateral files and 3 or 4 closed shelves - convert to half open, half wardrobe, add: **15% list**

To remove storage doors for open shelves, deduct: **4% list**

EXCEPTIONS TO THE PRICING METHODS ABOVE

Sizes larger than largest shown in Price List.

Glass door – any style.

Cases with curvilinear tops where the radius becomes non-standard.

Please contact Krug Customer Service at 1.888.578.KRUG if you require assistance.

PLEASE NOTE: Cases with non-standard features do not apply to the rules above.

Contact Krug Customer Service if you require assistance.

LATITUDE | EDGE PROFILE & PULLS

LATITUDE EDGE PROFILE



Desks, Credenzas, Curvilinear Desks, Returns, Linking Units, Bookcases and 2Hi Storage units have profiles on all edges.

LATITUDE PULL STYLE



Latitude drawer pulls are Gloss Aluminum finish. Doors feature a touch latch operation.



Latitude drawers have the option of finger pulls in the same finish as the drawer front. To order, note clearly on the purchase order and add **\$276 list** per pedestal.

LATITUDE | GENERAL PRODUCT SPECIFICATIONS

WORK SURFACES

Tops are 1 1/4" thick veneered MDF core with face and back veneer. All worksurfaces height tops have beveled profile edges on all sides.

MODESTY PANELS

Modesty panels are standard on all desks, and optional on shaped tops, returns, linking units and credenzas. Modesty panels on desks and Credenzas are 3/4" thick and 1 1/8" thick on returns and linking units.

VENEER

Latitude veneers are quarter cut, except for White Oak, which is rift cut - both quarter cut and rift cut veneers provide a straight grain appearance. The grain direction of the veneers on vertical faces is vertical.

FINISH

A five step catalyzed varnish finish that when dry has a sheen value of 32°, is applied to all finished cases. A lower sheen topcoat, 20°, can also be specified at standard pricing. All purchase orders must clearly note "lower sheen finish" in order to receive the optional selection.

BASES

The Latitude disc base has a Brushed Stainless finish, O-base and Square base have a Brushed Stainless finish.

LOCKS

Locks are provided as standard features on all pedestals, except bookcase pedestals, including those in desks, credenzas, and lateral file storage units. Satin Aluminum lock plugs are located on the fronts of all cases.

Locks are available on the bookcase doors at an upcharge of **\$152 list** per set of (2) doors, or one single door with an odd number of doors, please specify on the purchase order. Locks for bookcase doors are generally located on the top inside corner of the door front. Locks for hutch and overhead doors are generally located on the lower inside corners. Suites can be keyed alike at no upcharge, please specify on purchase order. For Master key, note clearly on your purchase order and add **\$40 list**.

PULLS

Standard pulls on drawers are Gloss Aluminum. Latitude drawers have the option of finger pulls in the same finish as the drawer front at an upcharge of **\$264 list** per pedestal. Doors feature touch latches.

LATCHES

All hutch, overhead and bookcase hinged doors (above the worksurface height), are equipped with touch latches mounted inside the top edge of the door.

HINGES

Hinges on all hutch, overhead and bookcase doors are European style with 110 degree opening. All hinges are fully adjustable.

DRAWERS

Desk box and file drawers have fully progressive full extension slides and are load rated at 125 lbs per drawer. All drawer interiors are birch components. All file drawers are equipped for letter and legal filing. All box/box/file pedestals in desks are supplied with one molded black pencil tray.

GLIDES

Adjustable glides are 1 1/4" long and allow for a range of adjustment of 1". Glide inserts are installed at factory, glides need to be field installed.

TESTING INFORMATION

Latitude meets or exceeds the testing requirements of ANSI / BIFMA X5.5-2014 and/or X5.9-2012.





POWERPORTS

A PowerPort is a unique worksurface mounted module that can be specified to a location that best serves the user’s needs. It includes a UL approved electrical and data power bar, see page 521 for pricing.

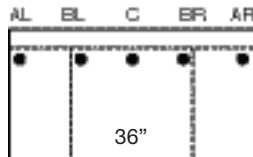
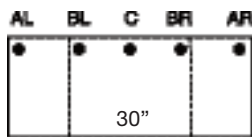


ROUND GROMMETS

Round grommets are an aluminum finish with an open and shut mouse hole to provide cable passage for areas not requiring a large opening. Round grommets can be field installed with a power drill, 60 mm hole saw. All cases may be specified with one grommet in a standard position at no upcharge. A **\$152 list** upcharge will apply to additional grommets in standard positions and **\$152 list** for non-standard positions. The grommet position must be indicated for each case on the order. Please specify location of grommet when ordering. Please keep in mind the location of the grommets when specifying piers. For example, a pier on the left-hand side may be used with a “C”, “BR” or “AR” grommet.

STANDARD GROMMET & POWERPORT POSITIONS

Desks, Credenzas, Link Units & Returns




Position Code:

- AL – left corner
- BL – left end beside pedestal gable
- C – center
- BR – right end beside pedestal gable
- AR – right corner

“BR” and “BL” are only available on tops 60” or longer.

3/4 height Credenzas for Mounted Runoffs with Power/Data Option




Position Code:

- ML - Mounted Left
- MC - Mounted Center (applies to 90” and 96” tops only)
- MR - Mounted Right

Rectangular Runoff Top Grommet & PowerPort

Guest Side



Position code:

- AL – left corner on right hand runoff (“AL” grommet and PowerPort locations apply to **rectangular runoffs**.)
- AR – right corner on left hand runoff
- C – center

Curvilinear Top Grommets & PowerPorts

“AL” and “AR” are the only grommet and PowerPort locations that apply to curvilinear returns. Please note these locations are not applicable on the 36” deep top and fixed modesty panel.

Guest Side



Guest Side



Position code:

- AL - left corner on right hand return
- AR - right corner on left hand return

Curvilinear desk grommets and PowerPorts can only be specified in “C” position.



User Side



User Side

Position Code: C center

LATITUDE | CABLE MANAGEMENT

PEDESTAL ACCESS CABLE MANAGEMENT



All Latitude casegood desks, returns and credenzas allow for wire management behind the pedestal drawers. Pedestal gables feature a standard cable management opening allowing access to the rear of the pedestal cavity. By specifying a wiring grommet in a standard AL or AR position (see grommet locations above) cable can be conveniently threaded behind the pedestal drawers and through the wire management access grommet.

Velcro Cable Manager

A velcro wire management strip is available to assist in containing the cables



Cable Management PVC Trough

PVC Cable manager is used in credenzas, L and U workstations.



Cable Management for Runoffs

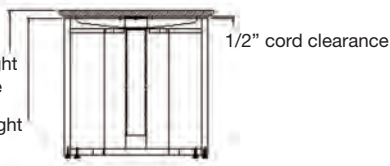
The Silver Metallic Trough is used to route cables from desk runoffs to credenza and out to the source.



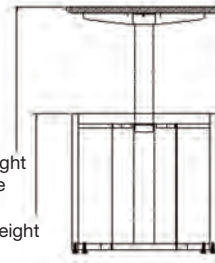
HEIGHT ADJUSTABLE WORKSURFACE WITH BASE ENCLOSURE

Single Stage Mechanism With Base Enclosure

28 3/8" Minimum Height Including worksurface
26 3/4" Enclosure Height



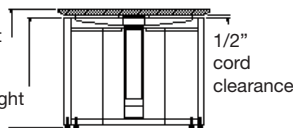
47 1/4" Maximum Height Including worksurface
26 3/4" Enclosure Height



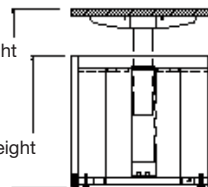
The Single Stage mechanism with Base Enclosure has an adjustable height range of 28 3/8 - 47 1/4 inches. When the worksurface is at the lowest stage - desk height, the space between underside of the worksurface and the top of the Base Enclosure is 1/2 inch.

Dual Stage Mechanism With Base Enclosure

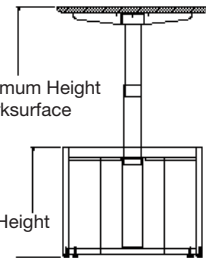
23 7/16" Minimum Height Including worksurface
21 13/16" Enclosure Height



29 1/2" Worksurface Height
21 13/16" Enclosure Height



49 7/16" Maximum Height Including worksurface
21 13/16" Enclosure Height

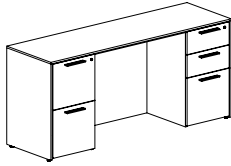


The Dual Stage mechanism with Base Enclosure has an adjustable height range of 23 7/16 - 49 7/16 inches. When the worksurface is at the standard desk height setting of 29 1/2", the space between underside of the worksurface and the top of the Base Enclosure is 6 inches. This allows for the full range of height adjustments.

Custom Base Enclosures for the Dual Stage are available decreasing the gap below the worksurface to 1/2 inch.

Caution: this eliminates the ability to use the lower stage settings.

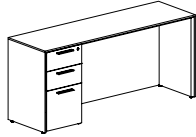
Custom Base Enclosures to further lower the minimum worksurface height are also available, removing the inside enclosure floor completely and allowing a minimum desk height of 22 7/16". Contact customer service for a quote.



CREDENZAS - Desk Height

Latitude offers a wide variety of credenzas for use as stand alone storage pieces, part of a connected worksurface configuration, or behind a desk.

Choose from single or double pedestal options, with fixed or hinged modesty panel.



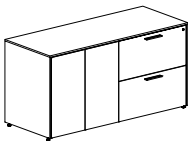
Modesty Panels

Credenzas with modesty panels have an added finished look, and all cases are available with a wiring grommet in a standard position for added cable management, please specify on your order. Credenzas with hinged modesty panels provide easy access to wall mounted electrical sources without wiring difficulties.



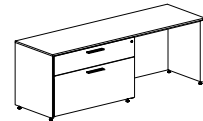
Pedestals

Latitude credenzas are available with single, lateral file, combination pedestals or bookcase pedestals. 3/4 height credenzas are available with box/lateral file, open/lateral file, bookcase, open/bookcase and/or open bookcase pedestals.



Full Face Credenzas

Full face credenzas are available in a variety of lateral file/bookcase & open bookcase combinations in 3/4 and full height cases.



Credenzas - 3/4 Height

A large offering of Credenza sizes and configurations are available in single pedestal and full face versions.

LINKING UNITS AND CORNER UNITS



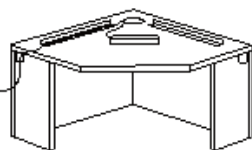
Linking Units

Latitude linking units are available in a range of sizes for ease of use in configuring a connected worksurface.

Linking Units are for use between desks and credenzas in creating a U-shaped configuration, and must be supported at both ends. They are available with or without modesty panels.

Linking Units, Tops and Returns

It is important that the main units (desk, credenza) to which the linking unit or return is being attached be in their final position and leveled. Units are connected with mending plates under the worksurface from the modesty to the end panels. Attach the mending plates under the worksurface, ensure cases are level and if necessary adjust the glides to achieve flush and firm joints before completing installation of mending plates to the modesty and end panels.



Corner Units

A corner unit can also be used on a U-shaped configuration, or it can be an integral part of a L-shaped work area with returns linked to either side.

Corner units have a standard grommet included in the back corner for ease of cable management, and have additional wire management access grommets in the half gables so that cable can be run to other areas of the connected worksurface. This can be assisted by a cut length of wire management cover.

LATITUDE | HUTCHES, OVERHEADS, & TACKBOARDS



Hutches and Overheads

Latitude offers hutch and overhead options for use in a work area configuration.

All hutches and overheads include L.E.D. tasklights that are factory installed and require no field adjustment.

Tasklights are mounted beneath the cabinet and hidden from view.

All hutches are available with Palette doors at no upcharge.

Doors

Doors are equipped with fully adjustable European style hinges. Locks are optional and can be specified

at time of order for an **upcharge of \$152 per set** of (2) doors. If an uneven amount of doors require

locks, the lock on the single door is **also \$152**. Locks are not available on glass doors.

Flip-Up Doors

Flip-up doors include standard European style hinges and an additional lift and stay mechanism.



Hutch Power/ Data/ Voice Module

Access to power and data is made simple by using a hutch with a power/data/voice module built right

into the tackboard. The module is fully installed at the factory but can be removed to connect data links

on site. It features a flip door that retracts into the case of the unit when open.

Tackboards

All hutches come standard with grade 1 tackboards. For other tackboard grade pricing, see chart on

page 557, please note, not all fabrics are suitable for tackboard application. Tackboard fabric selections

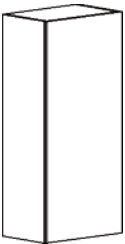
should be supplied with the order information.

Tackboards are not included with overheads, see page 555 for pricing. Overhead tackboards include wall mounting hardware and instructions.

Only hutches and overhead tackboards in Krug panel fabrics are available on *KrugExpress*.

Wall Mounted Back-Painted Glass

Glass panels are 4mm tempered white back-painted glass with aluminum frame. Magnetic back-painted glass is also available.



Piers

Piers are used in conjunction with overhead/hutches, glass wall panels & tackboards

L.E.D. Tasklights

Tasklights are included with hutches and overheads. On hutches, the tasklight cord is threaded behind the hutch through a standard access grommet on the upper right hand side of the back panel.

Tasklights are installed on the underside of overhead units. Cords run down the right hand side of the tasklight to the worksurface where they can be routed behind the worksurface top. The use of a wall mounted Overhead tackboard, back-painted glass wall panel or wood wall panel conceals the cord from view.

Installation

Hutch and overhead installation instructions are included with every case.

LATITUDE | FILING CONFIGURATIONS

Drawers will be offered for letter and legal size filing. All units are equipped with file bars that are fixed in place for shipping.



DESK RUNOFFS & DESK PEDESTAL FILE DRAWERS

Filing Capacity

15" drawers:
21" of letter filing front to back or
12" of legal filling side to side
22" pedestal drawer depths allow only one row of side to side files.

Weight capacity of pedestal file drawers is 100 lbs.

CREENZA AND RETURN PEDESTAL FILE DRAWERS

Filing Capacity

15" drawers:
15" of letter filing front to back or
12" of legal filling side to side
16" pedestal drawer depths allow only one row of side to side files.

Weight capacity of pedestal file drawers is 100 lbs.

CREENZA, RETURN OR STORAGE LATERAL FILE DRAWERS

Filing Capacity

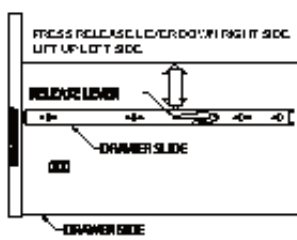
30" wide drawers:
30" letter filing front to back, or
25" legal filing side to side
15" or legal filing front to back.

When filing front to back, 30" lateral file drawer widths allow two rows of letter filing, but only one row of legal file width.

Filing capacity

36" wide drawers:
30" letter filing front to back, or
36" legal filing side to side, or
30" legal filing front to back.

Weight capacity of lateral file drawers is 130 lbs.



Drawer Removal

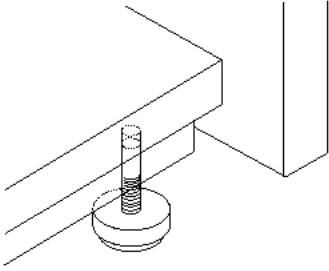
Pull drawer and slide out to the full extension position. With index finger, lift up the release lever on the left and press down the release lever on the right side of the drawer (as shown).

Pull out the drawer with the attached drawer channel from the cabinet member.

To re-assemble, insert the drawer through the guide.

LATITUDE | INSTALLATION

Glide Adjustment

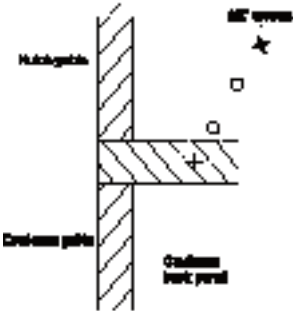


Raise one corner of the unit at a time and adjust the glide to the desired height by turning the glide to the hole. Make sure unit is level after adjusting the glides.

Please note that the maximum adjustment range of the glide is 1 1/4".

When moving units after glides have been inserted, dial the glides to the lowest position to prevent damage.

Hutch Installation



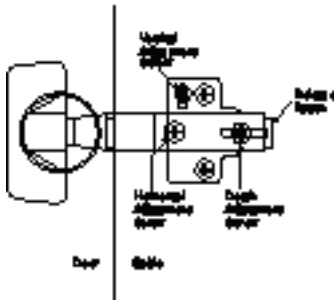
Before installing the hutch, insure that the worksurface has been placed in the final position and leveled. The worksurface should then be moved out a sufficient distance to allow access to the back. It is recommended that the minimum amount of movement be used with the leveling glides extended to prevent damage to the glides.

The hutch comes with self-adhesive foam strips that must be applied to the bottom edge prior to placing the hutch on the credenza. The foam is best applied with the hutch lying on its back. Do not leave any gaps in the foam strip, in order to prevent scratches to the credenza top while placing the hutch.

Place the hutch securely on the worksurface. Try to minimize any movement of the hutch to prevent scratching. Use of a blanket on the front portion of the credenza is recommended.

Using the supplied hardware, screw the flat bracket to the top of the credenza at each end, using the 3/4" screws provided. Swing the bracket up to approximately 60° and screw through the bracket into the hutch back with the 1/2" screws. Tighten all screws. Move combined hutch and credenza back to final location. Check for level again and adjust as required.

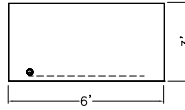
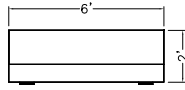
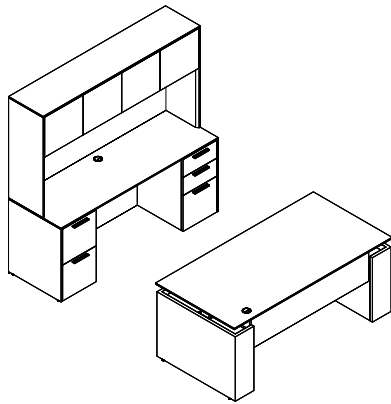
Door Adjustments



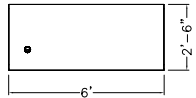
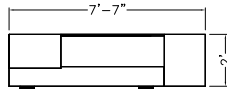
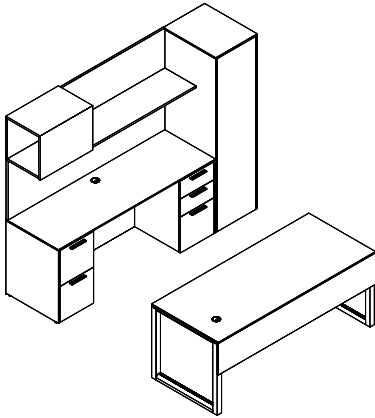
Hinges on all bookcase, overhead and hutch doors are designed to be adjusted for depth, horizontal and vertical alignment. This is easily done by adjusting the appropriate screw. See drawing.

To remove a door, push the release button and pull out the door, disconnecting hinges.

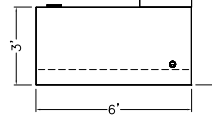
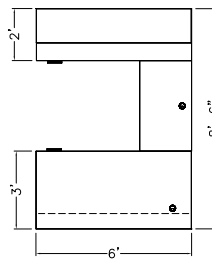
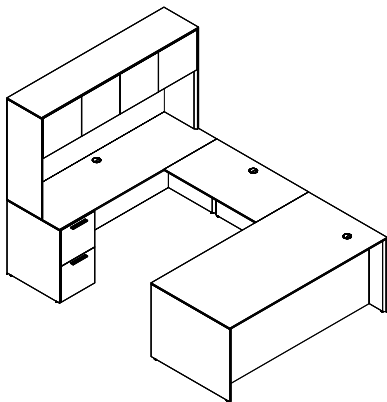
LATITUDE | SAMPLE CONFIGURATIONS



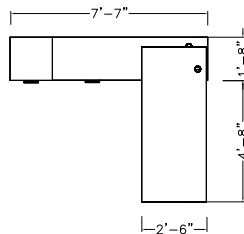
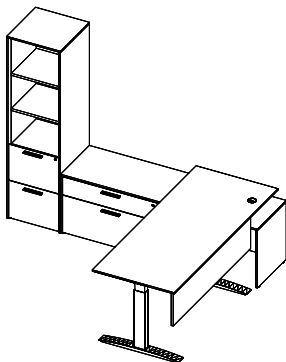
Model	Quarter Cut	
	Rift Oak	Cherry Maple Walnut*
Height Adj. Desk	65HA7236ETSGV21	6894 7239
Hutch	65HT721640	3733 3920
Credenza	65CY72244XLDRF	4592 4821
TOTAL		15219 15980



Model	Quarter Cut	
	Rift Oak	Cherry Maple Walnut*
Credenza	65CY72244XLDRF	4375 4821
Overhead	65OMW721718HD30	4630 5106
Tackboard	65TBOHW7224	562 591
Storage	65ST19247011R	3321 3662
Desk	65TD7230OBX21	5888 6182
TOTAL		18776 20362



Model	Quarter Cut	
	Rift Oak	Cherry Maple Walnut*
Desk	65D72364LORF	3771 3960
Link Unit	65LU4224HX41	1417 1487
Hutch	65HT721640	3555 3733
Credenza	65CY72244XLDR0	4067 4269
TOTAL		12810 13449





Model	Quarter Cut	
	Rift Oak	Cherry Maple Walnut*
Height Adj. Desk	65HA7230ETSO16V21	4125 4331
Storage	65ST19207090	3360 3530
Credenza	65CY72203XL3616R0	3555 3730
TOTAL		11040 11591

ORDERING NOTES:

*To specify Anigre, Mozambique or Zebrano add 5% List. For Sycamore add 10% list to Walnut list price. Tops and modesty panels are wood veneer. Work surfaces are shown with grommets at no upcharge.

LATITUDE | DESKS

Description	Model	Rift		W	D	H	KW	Shipping Weight	Cubic Feet	
		Oak	Walnut							
	Rectangular Desk, Double Pedestal	65D60304LDRF	4167	4373	59.75	30	29.5	27.5	218	39
		65D60304LFRD	4167	4373	59.75	30	29.5	27.5	218	39
		65D60304LFRF	4167	4373	59.75	30	29.5	27.5	218	39
		65D66304LDRF*	4194	4404	65.75	30	29.5	33.5	224	42.75
		65D66304LFRD	4194	4404	65.75	30	29.5	33.5	224	42.75
		65D66304LFRF	4194	4404	65.75	30	29.5	33.5	224	42.75
		65D66364LDRF	4217	4428	65.75	36	29.5	33.5	236	50
		65D66364LFRD	4217	4428	65.75	36	29.5	33.5	236	50
		65D66364LFRF	4217	4428	65.75	36	29.5	33.5	236	50
		65D72304LDRF	4231	4442	71.75	30	29.5	39.5	246	46.5
		65D72304LFRD	4231	4442	71.75	30	29.5	39.5	246	46.5
		65D72304LFRF	4231	4442	71.75	30	29.5	39.5	246	46.5
		65D72364LDRF	4277	4488	71.75	36	29.5	39.5	248	54.75
		65D72364LFRD	4277	4488	71.75	36	29.5	39.5	248	54.75
		65D72364LFRF	4277	4488	71.75	36	29.5	39.5	248	54.75
		65D78304LDRF	4297	4513	77.75	30	29.5	45.5	248	50
		65D78304LFRD	4297	4513	77.75	30	29.5	45.5	248	50
		65D78304LFRF	4297	4513	77.75	30	29.5	45.5	248	50
		65D78364LDRF	4323	4540	77.75	36	29.5	45.5	248	59
		65D78364LFRD	4323	4540	77.75	36	29.5	45.5	248	59
	65D78364LFRF	4323	4540	77.75	36	29.5	45.5	248	59	
	65D84304LFRF	4428	4652	83.75	30	29.5	51.5	311	53.75	
	65D84304LDRF	4428	4652	83.75	30	29.5	51.5	306	53.75	
	65D84304LFRD	4428	4652	83.75	30	29.5	51.5	306	53.75	
	65D84364LDRF	4455	4678	83.75	36	29.5	51.5	272	63	
	65D84364LFRD	4455	4678	83.75	36	29.5	51.5	272	63	
	65D84364LFRF	4455	4678	83.75	36	29.5	51.5	272	63	
	Rectangular Desk, Single Pedestal	65D60304LFR0	3646	3828	59.75	30	29.5	43	206	39
		65D60304LORF	3646	3828	59.75	30	29.5	43	206	39
		65D66304LFR0	3672	3856	65.75	30	29.5	49	212	42.75
		65D66304LORF*	3672	3856	65.75	30	29.5	49	212	42.75
		65D66364LFR0	3707	3891	65.75	36	29.5	49	224	50
		65D66364LORF	3707	3891	65.75	36	29.5	49	224	50
		65D72304LFR0	3709	3894	71.75	30	29.5	55	224	46.5
		65D72304LORF	3709	3894	71.75	30	29.5	55	224	46.5
		65D72364LFR0	3771	3960	71.75	36	29.5	55	236	54.75
		65D72364LORF	3771	3960	71.75	36	29.5	55	236	54.75
		65D78304LFR0	3792	3982	77.75	30	29.5	61	236	50
		65D78304LORF	3792	3982	77.75	30	29.5	61	236	50
		65D78364LFR0	3837	4028	77.75	36	29.5	61	242	59
		65D78364LORF	3837	4028	77.75	36	29.5	61	242	59
		65D84304LFR0	3907	4103	83.75	30	29.5	67	251	53.75
		65D84304LORF	3907	4103	83.75	30	29.5	67	251	53.75
		65D84364LFR0	3952	4147	83.75	36	29.5	67	260	63
	65D84364LORF	3952	4147	83.75	36	29.5	67	260	63	

ORDERING NOTES:

Drawer fronts are available in pallet at an upcharge of **\$357 list** per unit, add P at the end of the model number.

ORDERING PROCEDURE

To order, please specify the following:

- 1) Krug product model number
- 2) Wood species and finish
- 3) Grommet location and style if applicable.

* Indicates model illustrated by line drawing

CODE DESCRIPTION

- 4 - full height pedestal
- L - left hand position
- R - right hand position
- D - 2 file drawers
- F - 2 box, 1 file drawer
- 0 - no pedestal

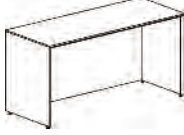


STANDARD FINISHES

For a complete list of standard wood finishes, please see page 518.

GROMMETS

One grommet in a standard position is optional at no charge. See page 521 for more information.

LATITUDE | DESK SHELLS

Description	Model	Rift		W	D	H	KW	Shipping Weight	Cubic Feet
		Oak	Walnut						
	Rectangular Desk 65SD6030X41*	2581	2712	59.75	30	29.5	57.5	154	39
	Shell, Full Ht Modesty 65SD6630X41	2611	2742	65.75	30	29.5	63.5	198	42.75
	65SD6636X41	2640	2773	65.75	36	29.5	63.5	215	50
	65SD7230X41	2673	2807	71.75	30	29.5	69.5	210	46.5
	65SD7236X41	2701	2837	71.75	36	29.5	69.5	228	54.75
	65SD7830X41	2753	2891	77.75	36	29.5	75.5	241	59
	65SD7836X41	2769	2907	77.75	36	29.5	75.5	241	59
	65SD8430X41	2833	2977	83.75	36	29.5	81.5	254	63
	65SD8436X41	2852	2994	83.75	36	29.5	81.5	254	63
	Rectangular Desk 65SD6030X31	2531	2658	59.75	30	29.5	57.5	146	39
	Shell, 3/4 Ht Modesty 65SD6630X31*	2560	2688	65.75	30	29.5	63.5	198	42.75
	65SD6636X31	2587	2717	65.75	36	29.5	63.5	215	50
	65SD7230X31	2616	2747	71.75	30	29.5	69.5	210	46.5
	65SD7236X31	2646	2779	71.75	36	29.5	69.5	228	54.75
	65SD7830X31	2697	2832	77.75	36	29.5	75.5	228	54.75
	65SD7836X31	2717	2853	77.75	36	29.5	75.5	241	59
	65SD8430X31	2778	2917	83.75	36	29.5	81.5	254	63
	65SD8436X31	2798	2938	83.75	36	29.5	81.5	254	63
	Bow Top Option BT65D6030	441	464	59.75	-	-	-	-	-
	BT65D6630*	460	485	65.75	-	-	-	-	-
	BT65D6636	481	507	65.75	-	-	-	-	-
	BT65D7230	494	518	71.75	-	-	-	-	-
	BT65D7236	515	541	71.75	-	-	-	-	-
	BT65D7830	513	539	77.75	-	-	-	-	-
	BT65D7836	536	561	77.75	-	-	-	-	-
	BT65D8430	517	543	83.75	-	-	-	-	-
	BT65D8436	540	568	83.75	-	-	-	-	-

DIMENSION KEY

W – width
D – depth
H – height of worksurface
KW – kneehole width

Dimensions are in inches and approximate.
Contact Customer Service if dimensions are critical.



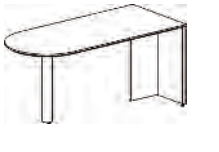
CODE DESCRIPTION

X41 - full height wood modesty
X31 - 3/4 height wood modesty
BT - bow top

VENEER

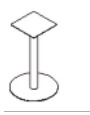
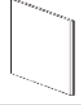


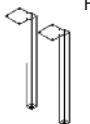
Latitude is available in Quarter Cut Walnut and Rift Cut Oak veneers, and each is priced in this price guide. Maple and Cherry are also available: for Flat Cut Maple or Cherry veneer, use Column 1 pricing; for Quarter Cut Maple or Cherry, use Column 2 pricing. Other veneers are also available on Latitude, please contact us for a quote.

LATITUDE | OPEN DESKS

Description	Model	Rift		W	D	H	KW	Shipping Weight	Cubic Feet
		Oak	Walnut						
 Rectangular Top, 4" Diameter Metal Leg	65DQ6030D8	2432	2553	59.75	30	29.5	42	117	39.25
	65DQ6630D8	2658	2790	65.75	30	29.5	48	126	42.75
	65DQ6636D8	2681	2815	65.75	36	29.5	48	146	50
	65DQ7230D8	2701	2837	71.75	30	29.5	54	132	46.5
	65DQ7236D8	2764	2903	71.75	36	29.5	54	155	54.75
	65DQ7830D8	2794	2934	77.75	30	29.5	60	141	50
	65DQ7836D8	2808	2949	77.75	36	29.5	60	163	59
	65DQ8430D8	2824	2965	83.75	30	29.5	66	154	53.75
	65DQ8436D8	2863	3008	83.75	36	29.5	66	178	63
 Arc End Top, 4" Diameter Metal Leg	65DA6030D8	2533	2660	59.75	30	29.5	42	117	39.25
	65DA6630D8	2768	2906	65.75	30	29.5	48	126	42.75
	65DA6636D8	2791	2932	65.75	36	29.5	48	146	50
	65DA7230D8	2816	2956	71.75	30	29.5	54	132	46.5
	65DA7236D8	2880	3024	71.75	36	29.5	54	155	54.75
	65DA7830D8	2910	3056	77.75	30	29.5	60	141	50
	65DA7836D8	2927	3073	77.75	36	29.5	60	163	59
	65DA8430D8	2942	3090	83.75	30	29.5	66	154	53.75
	65DA8436D8	2984	3133	83.75	36	29.5	66	178	63
 Bullet Top, 4" Diameter Metal Leg	65DB6030D8	2716	2852	59.75	30	29.5	42	117	39.25
	65DB6630D8	2768	2906	65.75	30	29.5	48	126	42.75
	65DB6636D8	2791	2932	65.75	36	29.5	54	146	50
	65DB7230D8	2816	2956	71.75	30	29.5	54	132	46.5
	65DB7236D8	2880	3024	71.75	36	29.5	60	155	54.75
	65DB7830D8	2910	3056	77.75	36	29.5	60	141	50
	65DB7836D8	2927	3073	77.75	30	29.5	66	163	59
	65DB8430D8	2942	3090	83.75	36	29.5	66	154	53.75
	65DB8436D8	3014	3164	83.75	30	29.5	66	178	63

ORDERING NOTES: Open Desks with 4" metal leg (D8) support are not stand alone cases. They must be used in conjunction with returns or linking units. To specify optional bases on Open Desks see option chart below, replace "D8" in the model number with suffix below and add list upcharge. See page 531 for Modesty Panel options. Left or right designation MUST be specified when specifying a modesty panel. Designate by adding left (L) or by adding right (R) after the item size in the item number. i.e. 65DQ6030D8LV21

OPEN DESK BASE OPTION UPCHARGES

Description	Model	List	Added Weight	Description	Model	Rift		Added Weight
						Oak	Walnut	
 Disc Base	DB	189	30	 Gable Base For Rectangular tops	GB	481	507	20
 Square Plate Base	SQ	226	30	 O-Base For Rectangular tops	OB	643		18
 2 - 2" Square Metal Legs For Rectangular tops	M	565	19					

ORDERING PROCEDURE

To order, please specify the following:

- 1) Krug product model number
- 2) Wood species and finish
- 3) Grommet location and style if applicable.
- 4) Base option if applicable.
- 5) Modesty Panel option if applicable.

*Indicates model illustrated by line drawing.

CODE DESCRIPTION

- V21 - 1/2 height floating wood modesty
- V24 - 1/2 height floating back-painted glass modesty
- V29 - 1/2 height floating acrylic modesty





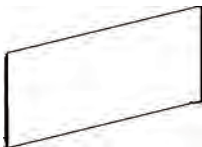
STANDARD FINISHES

For a complete list of standard wood finishes, please see page 518.

GROMMETS

One grommet in a standard position is optional at no charge. See page 521 for more information.

LATITUDE | OPEN DESK MODESTY PANELS

Description	Model	Rift		W	D	H	Shipping Weight
		Oak	Walnut				
1/2 Height Floating Wood Modesty 	V21-30	288	302	29.75	0.75	12	6
	V21-36	297	312	35.75	0.75	12	6
	V21-42	306	321	41.75	0.75	12	8
	V21-48	317	331	47.75	0.75	12	9
	V21-54	326	343	53.75	0.75	12	10
	V21-60	336	352	59.75	0.75	12	11
	V21-66	354	372	65.75	0.75	12	12
	V21-72	396	415	71.75	0.75	12	14
	V21-78	455	479	77.75	0.75	12	15
	V21-84	592	622	83.75	0.75	12	16
1/2 Height Floating Palette Modesty 	V22-30	288		29.75	0.75	12	6
	V22-36	297		35.75	0.75	12	6
	V22-42	306		41.75	0.75	12	8
	V22-48	317		47.75	0.75	12	9
	V22-54	326		53.75	0.75	12	10
	V22-60	336		59.75	0.75	12	11
	V22-66	354		65.75	0.75	12	12
	V22-72	396		71.75	0.75	12	14
	V22-78	455		77.75	0.75	12	15
	V22-84	592		83.75	0.75	12	16
1/2 Height Floating Back-painted Glass Modesty 	V24-30	919		29.75	0.75	12	10
	V24-36	948		35.75	0.75	12	11
	V24-42	977		41.75	0.75	12	12
	V24-48	1006		47.75	0.75	12	13
	V24-54	1038		53.75	0.75	12	14
	V24-60	1068		59.75	0.75	12	15
	V24-66	1116		65.75	0.75	12	16
	V24-72	1162		71.75	0.75	12	18
	V24-78	1205		77.75	0.75	12	19
	V24-84	1266		83.75	0.75	12	20
1/2 Height Floating Acrylic Modesty 	V29-30	542		29.75	0.75	12	4
	V29-36	560		35.75	0.75	12	5
	V29-42	577		41.75	0.75	12	6
	V29-48	596		47.75	0.75	12	7
	V29-54	614		53.75	0.75	12	8
	V29-60	633		59.75	0.75	12	9
	V29-66	664		65.75	0.75	12	10
	V29-72	694		71.75	0.75	12	12
	V29-78	723		77.75	0.75	12	13
	V29-84	768		83.75	0.75	12	14
Full Height Fixed Wood Modesty 	X41-42	612	642	41.75	0.75	12	10
	X41-48	630	662	47.75	0.75	12	15
	X41-54	648	681	53.75	0.75	12	18
	X41-60	670	703	59.75	0.75	29	20
	X41-66	708	744	65.75	0.75	29	24
	X41-72	791	832	71.75	0.75	29	26
	X41-78	910	956	77.75	0.75	29	30
	X41-84	1185	1245	83.75	0.75	29	36

ORDERING NOTES: Full height fixed wood modesty is available on Rectangular Open Desks with O-base.

DIMENSION KEY

W – width
 D – depth
 H – height of worksurface
 KW – kneehole width

Dimensions are in inches and approximate.
 Contact Customer Service if dimensions are critical.



CODE DESCRIPTION

V21 - 1/2 height floating wood modesty
 V22 - 1/2 height floating palette modesty
 V24 - 1/2 height floating back-painted glass modesty
 V29 - 1/2 height floating acrylic modesty
 X41 - full height fixed wood modesty





VENEER

Latitude is available in Quarter Cut Walnut and Rift Cut Oak veneers, and each is priced in this price guide. Maple and Cherry are also available: for Flat Cut Maple or Cherry veneer, use Column 1 pricing; for Quarter Cut Maple or Cherry, use Column 2 pricing. Other veneers are also available on Latitude, please contact us for a quote.

LATITUDE | TABLE DESKS & MODESTY PANELS

Description	Model	Rift		W	D	H	KW	Shipping Weight	Cubic Feet
		Oak	Walnut						
 Table Desk with "O" Base	65TD6030OB	4772	5010	59.75	30	29.5	56	177	41
	65TD6036OB*	4895	5140	59.75	30	29.5	56	190	41
	65TD6630OB	4986	5235	65.75	30	29.5	64	198	45.75
	65TD6636OB	5308	5574	65.75	36	29.5	64	198	45.75
	65TD7230OB	5210	5470	71.75	30	29.5	70	228	54
	65TD7236OB	5536	5812	71.75	36	29.5	70	228	54
	65TD7830OB	5453	5726	77.75	30	29.5	76	241	58.5
	65TD7836OB	5785	6075	77.75	36	29.5	76	241	58.5
	65TD8430OB	5632	5913	83.75	30	29.5	82	254	63
	65TD8436OB	5972	6271	83.75	36	29.5	82	254	63
 Table Desk with Glass Top & "O" Base	65TDGP6030OB	7110		59.75	30	29.5	56	177	41
	65TDGP6036OB*	7656		59.75	36	29.5	56	190	41
	65TDGP6630OB	7534		65.75	30	29.5	64	198	45.75
	65TDGP6636OB	8325		65.75	36	29.5	64	198	45.75
	65TDGP7230OB	8012		71.75	30	29.5	70	228	54
	65TDGP7236OB	8845		71.75	36	29.5	70	228	54
	65TDGP7830OB	8470		77.75	30	29.5	76	211	58.5
	65TDGP7836OB	9351		77.75	36	29.5	76	211	58.5
	65TDGP8430OB	8864		83.75	30	29.5	82	254	63
	65TDGP8436OB	9791		83.75	36	29.5	82	254	63

ORDERING NOTES: To specify optional modesty panels on Table Desks see below, add the model suffix and list upcharge.

 1/2 Ht Fixed Wood Modesty	X21-60	336	352	59.75	0.75	12	17
	X21-66	354	372	65.75	0.75	12	19
	X21-72	396	415	71.75	0.75	12	21
	X21-78	455	479	77.75	0.75	12	23
	X21-84	592	622	83.75	0.75	12	24
 Full Ht Fixed Wood Modesty	X41-60	670	703	59.75	0.75	29	41
	X41-66	708	744	65.75	0.75	29	45
	X41-72	791	832	71.75	0.75	29	50
	X41-78	910	956	77.75	0.75	29	54
	X41-84	1185	1245	83.75	0.75	29	58
 1/2 Ht Fixed Glass Modesty	X24-60	1068		59.75	0.75	12	34
	X24-66	1116		65.75	0.75	12	38
	X24-72	1162		71.75	0.75	12	42
	X24-78	1205		77.75	0.75	12	46
	X24-84	1266		83.75	0.75	12	48
 Full Ht Fixed Glass Modesty	X44-60	2139		59.75	0.75	29	82
	X44-66	2230		65.75	0.75	29	90
	X44-72	2322		71.75	0.75	29	100
	X44-78	2410		77.75	0.75	29	108
	X44-84	2531		83.75	0.75	29	116

ORDERING PROCEDURE

To order, please specify the following:

- 1) Krug product model number
- 2) Wood species and finish
- 3) Grommet location and style if applicable
- 4) Base option if applicable
- 5) Modesty Panel option if applicable

* Indicates model illustrated by line drawing

CODE DESCRIPTION

OB - O base
 X21 - 1/2 height fixed wood modesty
 X41 - full height fixed wood modesty
 X24 - 1/2 height fixed glass Modesty
 X44 - full height fixed glass modesty

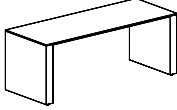
STANDARD FINISHES

For a complete list of standard wood finishes, please see page 518.


GROMMETS

One grommet in a standard position is optional at no charge. See page 521 for more information.

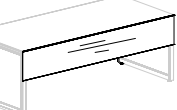
LATITUDE | TABLE DESKS & MODESTY PANELS

Description	Model	Rift		W	D	H	KW	Shipping Weight	Cubic Feet
		Oak	Walnut						
 Table Desk with 4" Rectangular Gables	65TD6030	2405	2524	59.75	30	29.5	56	177	41
	65TD6036	2883	3029	59.75	30	29.5	56	190	41
	65TD6630	2643	2778	65.75	30	29.5	64	198	45.75
	65TD6636	3172	3330	65.75	36	29.5	64	198	45.75
	65TD7230	2883	3029	71.75	30	29.5	70	228	54
	65TD7236	3371	3539	71.75	36	29.5	70	228	54
	65TD7830	3043	3194	77.75	30	29.5	76	241	58.5
	65TD7836	3428	3598	77.75	36	29.5	76	241	58.5
	65TD8430	3376	3543	83.75	30	29.5	82	254	63
	65TD8436	3487	3661	83.75	36	29.5	82	254	63

ORDERING NOTES: To specify optional modesty panels on Table Desks see below, add the model suffix and list upcharge.

 1/2 Height Floating Wood Modesty	V21-60	336	352	59.75	0.75	12	11
	V21-66	354	372	65.75	0.75	12	12
	V21-72	396	415	71.75	0.75	12	14
	V21-78	455	479	77.75	0.75	12	15
	V21-84	592	622	83.75	0.75	12	16

 1/2 Height Floating Palette Modesty	V22-60	336		59.75	0.75	12	11
	V22-66	354		65.75	0.75	12	12
	V22-72	396		71.75	0.75	12	14
	V22-78	455		77.75	0.75	12	15
	V22-84	592		83.75	0.75	12	16

 1/2 Height Floating Back-painted Glass Modesty	V24-60	1068		59.75	0.75	12	15
	V24-66	1116		65.75	0.75	12	16
	V24-72	1162		71.75	0.75	12	18
	V24-78	1205		77.75	0.75	12	19
	V24-84	1266		83.75	0.75	12	20

 1/2 Height Floating Acrylic Modesty	V29-60	633		59.75	0.75	12	9
	V29-66	664		65.75	0.75	12	10
	V29-72	694		71.75	0.75	12	12
	V29-78	723		77.75	0.75	12	13
	V29-84	768		83.75	0.75	12	14

DIMENSION KEY

W — width
 D — depth
 H — height of worksurface
 KW — kneehole width

Dimensions are in inches and approximate. Contact Customer Service if dimensions are critical.


CODE DESCRIPTION

V21 - 1/2 height floating wood modesty
 V22 - 1/2 height floating palette modesty
 V24 - 1/2 height floating back-painted glass modesty
 V29 - 1/2 height floating acrylic modesty


VENEER

Latitude is available in Quarter Cut Walnut and Rift Cut Oak veneers, and each is priced in this price guide. Maple and Cherry are also available: for Flat Cut Maple or Cherry veneer, use Column 1 pricing; for Quarter Cut Maple or Cherry, use Column 2 pricing. Other veneers are also available on Latitude, please contact us for a quote.

LATITUDE | TABLE DESKS & MODESTY PANELS

Description	Model	Rift		W	D	H	KW	Shipping Weight	Cubic Feet
		Oak	Walnut						
 Table Desk with 2" Square Metal Leg	65TD6030M	2170	2278	59.75	30	29.5	56	177	41
	65TD6036M	2605	2734	59.75	30	29.5	56	190	41
	65TD6630M	2387	2507	65.75	30	29.5	64	198	45.75
	65TD6636M	2865	3008	65.75	36	29.5	64	198	45.75
	65TD7230M	2605	2734	71.75	30	29.5	70	228	54
	65TD7236M	3054	3206	71.75	36	29.5	70	228	54
	65TD7830M	3041	3195	77.75	30	29.5	76	241	58.5
	65TD7836M	3109	3264	77.75	36	29.5	76	241	58.5
	65TD8430M	3094	3249	83.75	30	29.5	82	254	63
	65TD8436M	3162	3320	83.75	36	29.5	82	254	63

ORDERING NOTES: To specify optional modesty panels on Table Desks see below, add the model suffix and list upcharge.

 1/2 Height Floating Wood Modesty	V21-60	336	352	59.75	0.75	12	11
	V21-66	354	372	65.75	0.75	12	12
	V21-72	396	415	71.75	0.75	12	14
	V21-78	455	479	77.75	0.75	12	15
	V21-84	592	622	83.75	0.75	12	16

 1/2 Height Floating Palette Modesty	V22-60	336		59.75	0.75	12	11
	V22-66	354		65.75	0.75	12	12
	V22-72	396		71.75	0.75	12	14
	V22-78	455		77.75	0.75	12	15
	V22-84	592		83.75	0.75	12	16

 1/2 Height Floating Back-painted Glass Modesty	V24-60	1068		59.75	0.75	12	15
	V24-66	1116		65.75	0.75	12	16
	V24-72	1162		71.75	0.75	12	18
	V24-78	1205		77.75	0.75	12	19
	V24-84	1266		83.75	0.75	12	20

 1/2 Height Floating Acrylic Modesty	V29-60	633		59.75	0.75	12	9
	V29-66	664		65.75	0.75	12	10
	V29-72	694		71.75	0.75	12	12
	V29-78	723		77.75	0.75	12	13
	V29-84	768		83.75	0.75	12	14

ORDERING PROCEDURE

To order, please specify the following:

- 1) Krug product model number
- 2) Wood species and finish
- 3) Grommet location and style if applicable.
- 4) Base option if applicable.
- 5) Modesty Panel option if applicable.

* Indicates model illustrated by line drawing

CODE DESCRIPTION

- V21 - 1/2 height floating wood modesty
 V22 - 1/2 height floating palette modesty
 V24 - 1/2 height floating back-painted glass modesty
 V29 - 1/2 height floating acrylic modesty


STANDARD FINISHES

For a complete list of standard wood finishes, please see page 518.

GROMMETS

One grommet in a standard position is optional at no charge. See page 521 for more information.

LATITUDE | HEIGHT ADJUSTABLE DESK WORKSURFACES

Description	Model	Rift		W	D	H	KW	Shipping Weight	Cubic Feet
		Oak	Walnut						
Electronic Height Adjustable Worksurfaces T-Base 	65HA3024ETS	2978	3127	29.75	24	-	17	108.5	11.5
	65HA3624ETS	3059	3214	35.75	24	-	23	109	14
	65HA4224ETS	3118	3273	41.75	24	-	29	109	16.5
	65HA4824ETS	3184	3342	47.75	24	-	35	109.5	19
	65HA5424ETS	3224	3386	53.5	24	-	41	110	21.5
	65HA6024ETS	3313	3478	59.75	24	-	47	111	24
	65HA6624ETS	3546	3724	65.75	24	-	53	114	26.5
	65HA7224ETS	3714	3902	71.75	24	-	59	119.5	29
	65HA7824ETS	3840	4030	77.75	24	-	65	122.5	31.5
	65HA8424ETS	3914	4110	83.75	24	-	71	127	34
	65HA3030ETS	3115	3270	29.75	30	-	17	121.5	36.75
	65HA3630ETS	3192	3353	35.75	30	-	23	122	14.25
	65HA4230ETS	3246	3409	41.75	30	-	29	122	17.5
	65HA4830ETS	3315	3481	47.75	30	-	35	122.5	20.5
	65HA5430ETS	3379	3547	53.5	30	-	41	123	23.5
	65HA6030ETS*	3455	3627	59.75	30	-	47	124	26.5
	65HA6630ETS	3626	3809	65.75	30	-	53	131	29.75
	65HA7230ETS	3788	3978	71.75	30	-	59	132.5	32.75
	65HA7830ETS	3920	4116	77.75	30	-	65	142.5	35.75
	65HA8430ETS	3997	4197	83.75	30	-	71	143.5	38.75
	65HA3036ETS	3307	3472	29.75	36	-	17	121.5	42
	65HA3636ETS	3360	3530	35.75	36	-	23	122	45.5
	65HA4236ETS	3409	3580	41.75	36	-	29	122	17.25
	65HA4836ETS	3505	3680	47.75	36	-	35	122.5	20.75
	65HA5436ETS	3577	3756	53.5	36	-	41	123	24.5
	65HA6036ETS	3644	3827	59.75	36	-	47	124	28.25
	65HA6636ETS	3786	3975	65.75	36	-	53	134	32
	65HA7236ETS	3911	4108	71.75	36	-	59	151.5	35.5
65HA7836ETS	4219	4429	77.75	36	-	65	158.5	39.25	
65HA8436ETS	4311	4527	83.75	36	-	71	159.5	43	

ORDERING NOTES:

To order a Height Adjustable return or link unit worksurface (cross grain direction) add "RH" to the model number before the "ETS" e.g. 65HA8436RHETS

Height adjustable worksurfaces, 48" or longer, are available with an optional 16" overhang at one end, add "O16" after "ETS" in the model number. e.g. 65HA8436ETS**O16**

Standard base is a T-base. To order a C-base on worksurfaces, up to 30" deep only, replace "T" with "C" e.g. 65HA8430**ECS**

To specify optional modesty panels add the model suffix and list upcharge shown on page 532.

To order dual stage height adjustable base replace "ETS" with "ETD" and add **\$674 list**. e.g. 65HA8436**ETD**

Height Adjustable bases come standard with a Silver up/down button. Please contact customer service for alternate color availability. A 4 position programmable display is available, see page 557 for list price.

Single stage height adjustable range 27 1/2"-46 1/4"

Dual stage height adjustable range 22 1/2"-48 1/4"

Power cord is 10 feet long.

DIMENSION KEY

W — width
D — depth
H — height of worksurface
KW— kneehole width

Dimensions are in inches and approximate. Contact Customer Service if dimensions are critical.


CODE DESCRIPTION

E - electric
T - T-base
S - single stage
RH - return or link unit (cross grain top)
O16- 16" overhang
C - C-base
D - dual stage

VENEER

Latitude is available in Quarter Cut Walnut and Rift Cut Oak veneers, and each is priced in this price guide. Maple and Cherry are also available: for Flat Cut Maple or Cherry veneer, use Column 1 pricing; for Quarter Cut Maple or Cherry, use Column 2 pricing. Other veneers are also available on Latitude, please contact us for a quote.

LATITUDE | HEIGHT ADJUSTABLE WORKSURFACES

Description	Model	Rift		W	D	H	KW	Shipping Weight	Cubic Feet
		Oak	Walnut						
Electronic Height Adjustable Worksurfaces, Base Enclosures 	65HA4224ETSG	5176	5436	41.75	24	-	24	154	16.5
	65HA4824ETSG	5244	5507	47.75	24	-	30	154.5	19
	65HA5424ETSG	5289	5556	53.5	24	-	36	155	21.5
	65HA6024ETSG	5378	5646	59.75	24	-	42	156	24
	65HA6624ETSG	5620	5903	65.75	24	-	48	159	26.5
	65HA7224ETSG	5792	6081	71.75	24	-	54	164.5	29
	65HA7824ETSG	5918	6214	77.75	24	-	60	167.5	31.5
	65HA8424ETSG	5998	6297	83.75	24	-	66	172	34
	65HA4230ETSG	5546	5823	41.75	30	-	24	177	17.5
	65HA4830ETSG	5616	5897	47.75	30	-	30	177.5	20.5
	65HA5430ETSG	5679	5964	53.5	30	-	36	178	23.5
	65HA6030ETSG	5757	6045	59.75	30	-	42	179	26.5
	65HA6630ETSG	5936	6232	65.75	30	-	48	186	29.75
	65HA7230ETSG	6102	6406	71.75	30	-	54	187.5	32.75
	65HA7830ETSG	6237	6548	77.75	30	-	60	197.5	35.75
	65HA8430ETSG	6544	6871	83.75	30	-	66	198.5	38.75
	65HA4236ETSG	5939	6235	41.75	36	-	24	187	17.25
	65HA4836ETSG	6035	6337	47.75	36	-	30	187.5	20.75
	65HA5436ETSG	6109	6416	53.5	36	-	36	188	24.5
	65HA6036ETSG	6181	6490	59.75	36	-	42	189	28.25
65HA6636ETSG	6328	6644	65.75	36	-	48	199	32	
65HA7236ETSG	6229	6541	71.75	36	-	54	216.5	35.5	
65HA7836ETSG	6772	7110	77.75	36	-	60	223.5	39.25	
65HA8436ETSG	6867	7210	83.75	36	-	66	224.5	43	

ORDERING NOTES:

To order a Height Adjustable return or link unit work surface (cross grain direction) add "RH" to the model number before the "ETS" e.g. 65HA8436RHETSG

Height adjustable work surfaces, 48" or longer, are available with an optional 16" overhang at one end, add "O16" after "ETS" in the model number. e.g. 65HA8436ETSO16G

To order dual stage height adjustable base replace "ETS" with "ETD" and add **\$674 list**. e.g. 65HA8436ETD G

To specify optional modesty panels add the model suffix and list upcharge shown on page 532. To allow clearance for Base Enclosures order modesty 3 sizes smaller. e.g. 72" work surface - order a 54" modesty.

Height Adjustable bases come standard with a Silver up/down button. Please contact customer service for alternate color availability. A 4 position programmable display is available, see page 557 for list price.

Single stage height adjustable range 28 3/8"-47 1/4"
 Dual stage height adjustable range 23 7/16"-49 7/16"
 Power cord is 10 feet long.

ORDERING PROCEDURE

To order, please specify the following:

- 1) Krug product model number
- 2) Wood species and finish
- 3) Grommet location and style if applicable.
- 4) Base option if applicable.
- 5) Modesty Panel option if applicable.

* Indicates model illustrated by line drawing

CODE DESCRIPTION

- E - electric
- T - T-base
- S - single stage
- G - base enclosure
- RH - return or link unit (cross grain top)
- O16 - 16" overhang
- C - C-base
- D - dual stage


STANDARD FINISHES

For a complete list of standard wood finishes, please see page 518.

GROMMETS

One grommet in a standard position is optional at no charge. See page 521 for more information.

LATITUDE | HEIGHT ADJUSTABLE RETURN WORKSURFACES

Description	Model	Rift		W	D	H	KW	Shipping Weight	Cubic Feet
		Oak	Walnut						
Electronic Height	65HA4824RHETS	3184	3342	47.75	24	-	35	109.5	19
Adjustable Return	65HA5424RHETS	3224	3386	53.5	24	-	41	110	21.5
Worksurfaces T-Base 	65HA6024RHETS	3313	3478	59.75	24	-	47	111	24
	65HA6624RHETS	3546	3724	65.75	24	-	53	114	26.5
	65HA7224RHETS	3714	3902	71.75	24	-	59	119.5	29
	65HA7824RHETS	3840	4030	77.75	24	-	65	122.5	31.5
	65HA8424RHETS	3914	4110	83.75	24	-	71	127	34
	65HA4830RHETS	3315	3481	47.75	30	-	35	122.5	20.5
	65HA5430RHETS	3379	3547	53.5	30	-	41	123	23.5
	65HA6030RHETS*	3455	3627	59.75	30	-	47	124	26.5
	65HA6630RHETS	3626	3809	65.75	30	-	53	131	29.75
	65HA7230RHETS	3788	3978	71.75	30	-	59	132.5	32.75
	65HA7830RHETS	3920	4116	77.75	30	-	65	142.5	35.75
	65HA8430RHETS	3997	4197	83.75	30	-	71	143.5	38.75
	65HA4836RHETS	3505	3680	47.75	36	-	35	122.5	20.75
	65HA5436RHETS	3577	3756	53.5	36	-	41	123	24.5
	65HA6036RHETS	3644	3827	59.75	36	-	47	124	28.25
	65HA6636RHETS	3786	3975	65.75	36	-	53	134	32
65HA7236RHETS	3911	4108	71.75	36	-	59	151.5	35.5	
65HA7836RHETS	4219	4429	77.75	36	-	65	158.5	39.25	
65HA8436RHETS	4311	4527	83.75	36	-	71	159.5	43	

ORDERING NOTES:

To order a Height Adjustable return or link unit work surface (cross grain direction) add "RH" to the model number before the "ETS" e.g. 65HA8436RHETS

Height adjustable work surfaces, 48' or longer, are available with an optional 16" overhang at one end, add "O16" after "ETS" in the model number. e.g. 65HA8436ETSO16

Standard base is a T-base. To order a C-base on work surfaces, up to 30" deep only, replace "T" with "C" e.g. 65HA8430ECS

To specify optional modesty panels add the model suffix and list upcharge shown on page 532.

To order dual stage height adjustable base replace "ETS" with "ETD" and add **\$674 list**. e.g. 65HA8436ETD

Height Adjustable bases come standard with a Silver up/down button. Please contact customer service for alternate color availability. A 4 position programmable display is available, see page 557 for list price.

Single stage height adjustable range 27 1/2"-46 1/4"

Dual stage height adjustable range 22 1/2"-48 1/4"

Power cord is 10 feet long.

DIMENSION KEY

W — width
D — depth
H — height of work surface
KW — kneehole width

Dimensions are in inches and approximate.
Contact Customer Service if dimensions are critical.


CODE DESCRIPTION

RH - return (cross grain)
E - electric
T- T-base
S- single stage
O16 - 16" overhang
C - C-base
D - dual stage

VENEER

Latitude is available in Quarter Cut Walnut and Rift Cut Oak veneers, and each is priced in this price guide. Maple and Cherry are also available: for Flat Cut Maple or Cherry veneer, use Column 1 pricing; for Quarter Cut Maple or Cherry, use Column 2 pricing. Other veneers are also available on Latitude, please contact us for a quote.

LATITUDE | HEIGHT ADJUSTABLE RETURN WORKSURFACES

Description	Model	Rift		W	D	H	KW	Shipping Weight	Cubic Feet
		Oak	Walnut						
Electronic Height Adjustable Return	65HA4824RHETSG	5244	5507	47.75	24	-	30	154.5	19
 Worksurfaces, Base Enclosures	65HA5424RHETSG	5289	5556	53.5	24	-	36	155	21.5
	65HA6024RHETSG	5378	5646	59.75	24	-	42	156	24
	65HA6624RHETSG	5620	5903	65.75	24	-	48	159	26.5
	65HA7224RHETSG	5792	6081	71.75	24	-	54	164.5	29
	65HA7824RHETSG	5918	6214	77.75	24	-	60	167.5	31.5
	65HA8424RHETSG	5998	6297	83.75	24	-	66	172	34
	65HA4830RHETSG	5616	5897	47.75	30	-	30	177.5	20.5
	65HA5430RHETSG	5679	5964	53.5	30	-	36	178	23.5
	65HA6030RHETSG	5757	6045	59.75	30	-	42	179	26.5
	65HA6630RHETSG	5936	6232	65.75	30	-	48	186	29.75
	65HA7230RHETSG	6102	6406	71.75	30	-	54	187.5	32.75
	65HA7830RHETSG	6237	6548	77.75	30	-	60	197.5	35.75
	65HA8430RHETSG	6544	6871	83.75	30	-	66	198.5	38.75
	65HA4836RHETSG	6035	6337	47.75	36	-	30	187.5	20.75
	65HA5436RHETSG	6109	6416	53.5	36	-	36	188	24.5
	65HA6036RHETSG	6181	6490	59.75	36	-	42	189	28.25
	65HA6636RHETSG	6328	6644	65.75	36	-	48	199	32
	65HA7236RHETSG	6229	6541	71.75	36	-	54	216.5	35.5
65HA7836RHETSG	6772	7110	77.75	36	-	60	223.5	39.25	
65HA8436RHETSG	6867	7210	83.75	36	-	66	224.5	43	

ORDERING NOTES:

To order a Height Adjustable return or link unit work surface (cross grain direction) add "RH" to the model number before the "ETS" e.g. 65HA8436RHETSG

Height adjustable work surfaces, 48" or longer, are available with an optional 16" overhang at one end, add "O16" after "ETS" in the model number. e.g. 65HA8436ETSO16G

To order dual stage height adjustable base replace "ETS" with "ETD" and add **\$674 list**. e.g. 65HA8436ETD

To specify optional modesty panels add the model suffix and list upcharge shown on page 532. To allow clearance for Base Enclosures order modesty 3 sizes smaller. e.g. 72" work surface - order a 54" modesty.

Height Adjustable bases come standard with a Silver up/down button. Please contact customer service for alternate color availability. A 4 position programmable display is available, see page 557 for list price.

Single stage height adjustable range 28 3/8"-47 1/4"
 Dual stage height adjustable range 23 7/16"-49 7/16"
 Power cord is 10 feet long.

ORDERING PROCEDURE

- To order, please specify the following:
- 1) Krug product model number
 - 2) Wood species and finish
 - 3) Grommet location and style if applicable.
 - 4) Base option if applicable.
 - 5) Modesty Panel option if applicable.

* Indicates model illustrated by line drawing

CODE DESCRIPTION

- HA - height adjustable
- RH - return (cross grain)
- E - electric
- T - T- base
- C - C- base
- S - single stage
- D - dual stage






STANDARD FINISHES

For a complete list of standard wood finishes, please see page 518.

GROMMETS

One grommet in a standard position is optional at no charge. See page 521 for more information.

LATITUDE | MODESTY PANELS FOR HEIGHT ADJUSTABLE WORKSURFACES WITH BASE ENCLOSURES

Description	Model	Rift		W	D	H	Shipping Weight
		Oak	Walnut				
1/2 Height Floating Wood Modesty 	V21-48	297	312	47.75	0.75	12	9
	V21-54	306	321	53.75	0.75	12	10
	V21-60	317	331	59.75	0.75	12	11
	V21-66	326	343	65.75	0.75	12	12
	V21-72	336	352	71.75	0.75	12	14
	V21-78	354	372	77.75	0.75	12	15
	V21-84	396	415	83.75	0.75	12	16
1/2 Height Floating Palette Modesty 	V22-48	297		47.75	0.75	12	9
	V22-54	306		53.75	0.75	12	10
	V22-60	317		59.75	0.75	12	11
	V22-66	326		65.75	0.75	12	12
	V22-72	336		71.75	0.75	12	14
	V22-78	354		77.75	0.75	12	15
	V22-84	396		83.75	0.75	12	16
1/2 Height Floating Back-painted Glass Modesty 	V24-48	948		47.75	0.75	12	13
	V24-54	977		53.75	0.75	12	14
	V24-60	1006		59.75	0.75	12	15
	V24-66	1038		65.75	0.75	12	16
	V24-72	1068		71.75	0.75	12	18
	V24-78	1116		77.75	0.75	12	19
	V24-84	1162		83.75	0.75	12	20
1/2 Height Floating Acrylic Modesty 	V29-48	560		47.75	0.75	12	7
	V29-54	577		53.75	0.75	12	8
	V29-60	596		59.75	0.75	12	9
	V29-66	614		65.75	0.75	12	10
	V29-72	633		71.75	0.75	12	12
	V29-78	664		77.75	0.75	12	13
	V29-84	694		83.75	0.75	12	14
Full Height Fixed Wood Modesty 	X41-48	592	622	47.75	0.75	12	15
	X41-54	612	642	53.75	0.75	12	18
	X41-60	630	662	59.75	0.75	29	20
	X41-66	648	681	65.75	0.75	29	24
	X41-72	670	703	71.75	0.75	29	26
	X41-78	708	744	77.75	0.75	29	30
	X41-84	791	832	83.75	0.75	29	36

DIMENSION KEY

W – width
 D – depth
 H – height of worksurface
 KW – kneehole width

Dimensions are in inches and approximate. Contact Customer Service if dimensions are critical.

CODE DESCRIPTION

V21 - 1/2 height floating wood modesty
 V22 - 1/2 height floating palette modesty
 V24 - 1/2 height floating back-painted glass modesty
 V29 - 1/2 height floating acrylic modesty
 X41 - full height fixed wood modesty

VENEER

Latitude is available in Quarter Cut Walnut and Rift Cut Oak veneers, and each is priced in this price guide. Maple and Cherry are also available: for Flat Cut Maple or Cherry veneer, use Column 1 pricing; for Quarter Cut Maple or Cherry, use Column 2 pricing. Other veneers are also available on Latitude, please contact us for a quote.








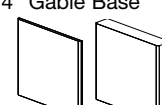
LATITUDE | DESK RUNOFFS

Description	Model	Rift		W	D	H	KW	Shipping Weight	Cubic Feet
		Oak	Walnut						
Rectangular Desk	65DR48304LD8	1734	1821	47.75	30	29.5	30.75	58	8.5
Runoffs, 4" Dia.	65DR48304RD8	1734	1821	47.75	30	29.5	30.75	58	8.5
Metal Leg	65DR48364LD8	1748	1835	47.75	36	29.5	27.75	66	9.5
	65DR48364RD8	1748	1835	47.75	36	29.5	27.75	66	9.5
	65DR54304LD8	1761	1852	53.75	30	29.5	36.75	63	9
	65DR54304RD8	1761	1852	53.75	30	29.5	36.75	63	9
	65DR54364LD8	1773	1861	53.75	36	29.5	33.75	71	10.5
	65DR54364RD8	1773	1861	53.75	36	29.5	33.75	71	10.5
	65DR60304LD8	1788	1878	59.75	30	29.5	42.75	68	10
	65DR60304RD8	1788	1878	59.75	30	29.5	42.75	68	10
	65DR60364LD8	1801	1890	59.75	36	29.5	39.75	77	11.5
	65DR60364RD8	1801	1890	59.75	36	29.5	39.75	77	11.5
	65DR66304LD8	1811	1902	65.75	30	29.5	48.75	99	10.75
	65DR66304RD8	1811	1902	65.75	30	29.5	48.75	99	10.75
	65DR66364LD8	1836	1928	65.75	36	29.5	45.75	88	12.5
	65DR66364RD8	1836	1928	65.75	36	29.5	45.75	88	12.5
	65DR72304LD8	1884	1979	71.75	30	29.5	54.75	104	11.5
	65DR72304RD8	1884	1979	71.75	30	29.5	54.75	104	11.5
	65DR72364LD8	1932	2029	71.75	36	29.5	51.75	95	13.5
	65DR72364RD8	1932	2029	71.75	36	29.5	51.75	95	13.5
	65DR78304LD8	1941	2037	77.75	30	29.5	56.75	58	8.5
	65DR78304RD8	1941	2037	77.75	30	29.5	56.75	58	8.5
	65DR78364LD8	1989	2088	77.75	36	29.5	56.75	66	9.5
	65DR78364RD8	1989	2088	77.75	36	29.5	56.75	66	9.5
	65DR84304LD8	1999	2100	83.75	30	29.5	66.75	114	13
	65DR84304RD8	1999	2100	83.75	30	29.5	66.75	114	13
	65DR84364LD8	2048	2149	83.75	36	29.5	63.75	108	15
	65DR84364RD8	2048	2149	83.75	36	29.5	63.75	108	15



ORDERING NOTES: To specify optional bases on desk Runoffs see option chart, replace "D8" in the model number with model suffix below and add list upcharge. When specifying a modesty panel add -20 before modesty panel suffix when runoff is to be used with a 20" deep credenza, add -24 when runoff is to be used with a 24" deep credenza. See page 531 for Modesty Panel options.

DESK RUNOFF BASE OPTION UPCHARGES

Description	Model	List	Added Weight	Description	Model	Rift		Added Weight
						Oak	Walnut	
Disc Base	DB	189	30	BBF Pedestal	4F	1672	1757	83
								
Square Plate Base	SQ	226	30	FF Pedestal	4D	1449	1522	78
								
O-Base	OB	643	18	BF Pedestal	3F	1373	1440	54
								
2- 2" Square Metal Leg M	M	565	19	Gable Base	GB	481	507	20
				4" Gable Base	4G	515	540	28
								

ORDERING PROCEDURE

To order, please specify the following:

- 1) Krug product model number
- 2) Wood species and finish
- 3) Grommet location and style if applicable.
- 4) Base option if applicable.
- 5) Modesty Panel option if applicable.

CODE DESCRIPTION

- 4 - Full Height
- L - left hand position
- R - right hand position

STANDARD FINISHES

For a complete list of standard wood finishes, please see page 518.

GROMMETS

One grommet in a standard position is optional at no charge. See page 539 for more information.

* Indicates model illustrated by line drawing
544 | USA | CASEGOODS

LATITUDE | DESK RUNOFFS

Description	Model	Rift		W	D	H	KW	Shipping Weight	Cubic Feet
		Oak	Walnut						
Arc End Desk	65DRA48304LD8	1734	1821	47.75	30	29.5	30.75	58	8.5
Runoffs, 4" Dia.	65DRA48304RD8	1734	1821	47.75	30	29.5	30.75	58	8.5
Metal Leg	65DRA48364LD8	1748	1835	47.75	36	29.5	27.75	66	9.5
	65DRA48364RD8	1748	1835	47.75	36	29.5	27.75	66	9.5
	65DRA54304LD8	1761	1852	53.75	30	29.5	36.75	63	9
	65DRA54304RD8	1761	1852	53.75	30	29.5	36.75	63	9
	65DRA54364LD8	1773	1861	53.75	36	29.5	33.75	71	10.5
	65DRA54364RD8	1773	1861	53.75	36	29.5	33.75	71	10.5
	65DRA60304LD8	1788	1878	59.75	30	29.5	42.75	68	10
	65DRA60304RD8	1788	1878	59.75	30	29.5	42.75	68	10
	65DRA60364LD8	1801	1890	59.75	36	29.5	39.75	77	11.5
	65DRA60364RD8	1801	1890	59.75	36	29.5	39.75	77	11.5
	65DRA66304LD8	1811	1902	65.75	30	29.5	48.75	99	10.75
	65DRA66304RD8	1811	1902	65.75	30	29.5	48.75	99	10.75
	65DRA66364LD8	1836	1928	65.75	36	29.5	45.75	88	12.5
	65DRA66364RD8	1836	1928	65.75	36	29.5	45.75	88	12.5
	65DRA72304LD8	1884	1979	71.75	30	29.5	54.75	104	11.5
	65DRA72304RD8	1884	1979	71.75	30	29.5	54.75	104	11.5
	65DRA72364LD8	1932	2029	71.75	36	29.5	51.75	95	13.5
	65DRA72364RD8	1932	2029	71.75	36	29.5	51.75	95	13.5
	65DRA78304LD8	1941	2037	77.75	30	29.5	56.75	58	8.5
	65DRA78304RD8	1941	2037	77.75	30	29.5	56.75	58	8.5
	65DRA78364LD8	1989	2088	77.75	36	29.5	56.75	66	9.5
	65DRA78364RD8	1989	2088	77.75	36	29.5	56.75	66	9.5
	65DRA84304LD8	1999	2100	83.75	30	29.5	66.75	114	13
	65DRA84304RD8	1999	2100	83.75	30	29.5	66.75	114	13
	65DRA84364LD8	2048	2149	83.75	36	29.5	63.75	108	15
	65DRA84364RD8	2048	2149	83.75	36	29.5	63.75	108	15



ORDERING NOTES: To specify optional Disc base on desk Runoffs see option chart below, replace "D8" in the model number with model suffix below and add list upcharge. When specifying a modesty panel add -20 before modesty panel suffix when runoff is to be used with a 20" deep credenza, add -24 when runoff is to be used with a 24" deep credenza. See page 531 for Modesty Panel options.

OPEN DESK BASE OPTION UPCHARGES

Description	Model	List	Added Weight
Disc Base	DB	189	30



DIMENSION KEY

W — width
D — depth
H — height of worksurface
KW— kneehole width

Dimensions are in inches and approximate.
Contact Customer Service if dimensions are critical.


CODE DESCRIPTION

4 - full Height
L - left hand position
R - right hand position

VENEER

Latitude is available in Quarter Cut Walnut and Rift Cut Oak veneers, and each is priced in this price guide. Maple and Cherry are also available: for Flat Cut Maple or Cherry veneer, use Column 1 pricing; for Quarter Cut Maple or Cherry, use Column 2 pricing. Other veneers are also available on Latitude, please contact us for a quote.

LATITUDE | DESK RUNOFFS

Description	Model	Rift		W	D	H	KW	Shipping Weight	Cubic Feet
		Oak	Walnut						
 Bullet Desk Runoffs, 4" Dia. Metal Leg	65DRB48304LD8	1734	1821	47.75	30	29.5	30.75	58	8.5
	65DRB48304RD8	1734	1821	47.75	30	29.5	30.75	58	8.5
	65DRB48364LD8	1748	1835	47.75	36	29.5	27.75	66	9.5
	65DRB48364RD8	1748	1835	47.75	36	29.5	27.75	66	9.5
	65DRB54304LD8	1761	1852	53.75	30	29.5	36.75	63	9
	65DRB54304RD8	1761	1852	53.75	30	29.5	36.75	63	9
	65DRB54364LD8	1773	1861	53.75	36	29.5	33.75	71	10.5
	65DRB54364RD8	1773	1861	53.75	36	29.5	33.75	71	10.5
	65DRB60304LD8	1788	1878	59.75	30	29.5	42.75	68	10
	65DRB60304RD8	1788	1878	59.75	30	29.5	42.75	68	10
	65DRB60364LD8	1801	1890	59.75	36	29.5	39.75	77	11.5
	65DRB60364RD8	1801	1890	59.75	36	29.5	39.75	77	11.5
	65DRB66304LD8	1811	1902	65.75	30	29.5	48.75	99	10.75
	65DRB66304RD8	1811	1902	65.75	30	29.5	48.75	99	10.75
	65DRB66364LD8	1836	1928	65.75	36	29.5	45.75	88	12.5
	65DRB66364RD8	1836	1928	65.75	36	29.5	45.75	88	12.5
	65DRB72304LD8	1884	1979	71.75	30	29.5	54.75	104	11.5
	65DRB72304RD8	1884	1979	71.75	30	29.5	54.75	104	11.5
	65DRB72364LD8	1932	2029	71.75	36	29.5	51.75	95	13.5
	65DRB72364RD8	1932	2029	71.75	36	29.5	51.75	95	13.5
	65DRB78304LD8	1941	2037	77.75	30	29.5	56.75	58	8.5
	65DRB78304RD8	1941	2037	77.75	30	29.5	56.75	58	8.5
	65DRB78364LD8	1989	2088	77.75	36	29.5	56.75	66	9.5
	65DRB78364RD8	1989	2088	77.75	36	29.5	56.75	66	9.5
	65DRB84304LD8	1999	2100	83.75	30	29.5	66.75	114	13
	65DRB84304RD8	1999	2100	83.75	30	29.5	66.75	114	13
	65DRB84364LD8	2048	2149	83.75	36	29.5	63.75	108	15
	65DRB84364RD8	2048	2149	83.75	36	29.5	63.75	108	15

ORDERING NOTES: To specify optional Disc base on desk Runoffs see option chart below, replace "D8" in the model number with model suffix below and add list upcharge. When specifying a modesty panel add -20 before modesty panel suffix when runoff is to be used with a 20" deep credenza, add -24 when runoff is to be used with a 24" deep credenza. See page 531 for Modesty Panel options.

OPEN DESK BASE OPTION UPCHARGES

Description	Model	List	Added Weight
Disc Base	DB	189	30



ORDERING PROCEDURE

- To order, please specify the following:
- 1) Krug product model number
 - 2) Wood species and finish
 - 3) Grommet location and style if applicable.
 - 4) Base option if applicable.
 - 5) Modesty Panel option if applicable.

* Indicates model illustrated by line drawing

CODE DESCRIPTION

- 4 - full Height
- L - left hand position
- R - right hand position


STANDARD FINISHES

For a complete list of standard wood finishes, please see page 518.

GROMMETS







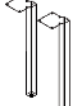
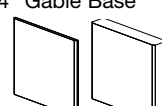
One grommet in a standard position is optional at no charge. See page 521 for more information.

LATITUDE | RECTANGULAR DESK RUNOFFS FOR 3/4 CREDENZAS

Description	Model	Rift		W	D	H	KW	Shipping Weight	Cubic Feet
		Oak	Walnut						
 Rectangular Desk Runoffs, 4" Dia. Metal Leg	65DR60303LD8	1817	1908	59.75	30	29.5	21.5	68	10
	65DR60303RD8	1817	1908	59.75	30	29.5	21.5	68	10
	65DR60363LD8	1832	1922	59.75	36	29.5	21.5	77	11.5
	65DR60363RD8	1832	1922	59.75	36	29.5	21.5	77	11.5
	65DR66303LD8	1845	1937	65.75	30	29.5	27.5	99	10.75
	65DR66303RD8	1845	1937	65.75	30	29.5	27.5	99	10.75
	65DR66363LD8	1886	1981	65.75	36	29.5	24.5	88	12.5
	65DR66363RD8	1886	1981	65.75	36	29.5	24.5	88	12.5
	65DR72303LD8	1921	2017	71.75	30	29.5	33	104	11.5
	65DR72303RD8	1921	2017	71.75	30	29.5	33	104	11.5
	65DR72363LD8	1945	2103	71.75	36	29.5	30	95	13.5
	65DR72363RD8	1945	2103	71.75	36	29.5	30	95	13.5
	65DR78303LD8	2024	2124	77.75	30	29.5	39	58	8.5
	65DR78303RD8	2024	2124	77.75	30	29.5	39	58	8.5
	65DR78363LD8	2337	2453	77.75	36	29.5	36	66	9.5
	65DR78363RD8	2337	2453	77.75	36	29.5	36	66	9.5
	65DR84303LD8	2682	2816	83.75	30	29.5	45	114	13
	65DR84303RD8	2682	2816	83.75	30	29.5	45	114	13
	65DR84363LD8	3242	3405	83.75	36	29.5	42	108	15
	65DR84363RD8	3242	3405	83.75	36	29.5	42	108	15

ORDERING NOTES: To specify optional bases on desk Runoffs see option chart below, replace "D8" in the model number with model suffix below and add list upcharge. When specifying a modesty panel add -20 before modesty panel suffix when runoff is to be used with a 20" deep credenza, add -24 when runoff is to be used with a 24" deep credenza. See page 531 for Modesty Panel options.

DESK RUNOFF BASE OPTION UPCHARGES

Description	Model	List	Added Weight	Description	Model	Rift Oak	Walnut	Added Weight
 Disc Base	DB	189	30	 BBF Pedestal	4F	1672	1757	83
 Square Plate Base	SQ	226	30	 FF Pedestal	4D	1449	1522	78
 O-Base OB	OB	643	18	 BF Pedestal	3F	1373	1440	54
 2 - 2" Square Metal Leg M	M	565	19	 Gable Base 4" Gable Base	GB 4G	481 515	507 540	20 28

DIMENSION KEY

W — width
 D — depth
 H — height of worksurface
 KW — knee-hole width

Dimensions are in inches and approximate.
 Contact Customer Service if dimensions are critical.

CODE DESCRIPTION

3 - 3/4 Height Pedestal
 L - left hand position
 R - right hand position

VENEER

Latitude is available in Quarter Cut Walnut and Rift Cut Oak veneers, and each is priced in this price guide. Maple and Cherry are also available: for Flat Cut Maple or Cherry veneer, use Column 1 pricing; for Quarter Cut Maple or Cherry, use Column 2 pricing. Other veneers are also available on Latitude, please contact us for a quote.

LATITUDE | DESK RUNOFFS FOR 3/4 HEIGHT CREDENZAS

Description	Model	Rift		W	D	H	KW	Shipping Weight	Cubic Feet	
		Oak	Walnut							
Arc End Desk	65DRA60303LD8	1817	1908	59.75	30	29.5	21.5	68	10	
Runoffs, 4" Dia.	65DRA60303RD8	1817	1908	59.75	30	29.5	21.5	68	10	
Metal Leg	65DRA60363LD8	1832	1922	59.75	36	29.5	21.5	77	11.5	
	65DRA60363RD8	1832	1922	59.75	36	29.5	21.5	77	11.5	
	65DRA66303LD8	1845	1937	65.75	30	29.5	27.5	99	10.75	
	65DRA66303RD8	1845	1937	65.75	30	29.5	27.5	99	10.75	
	65DRA66363LD8	1886	1981	65.75	36	29.5	24.5	88	12.5	
	65DRA66363RD8	1886	1981	65.75	36	29.5	24.5	88	12.5	
	65DRA72303LD8	1921	2017	71.75	30	29.5	33	104	11.5	
	65DRA72303RD8	1921	2017	71.75	30	29.5	33	104	11.5	
	65DRA72363LD8	1945	2103	71.75	36	29.5	30	95	13.5	
	65DRA72363RD8	1945	2103	71.75	36	29.5	30	95	13.5	
	65DRA78303LD8	2024	2124	77.75	30	29.5	39	58	8.5	
	65DRA78303RD8	2024	2124	77.75	30	29.5	39	58	8.5	
	65DRA78363LD8	2337	2453	77.75	36	29.5	36	66	9.5	
	65DRA78363RD8	2337	2453	77.75	36	29.5	36	66	9.5	
	65DRA84303LD8	2682	2816	83.75	30	29.5	45	114	13	
	65DRA84303RD8	2682	2816	83.75	30	29.5	45	114	13	
	65DRA84363LD8	3242	3405	83.75	36	29.5	42	108	15	
	65DRA84363RD8	3242	3405	83.75	36	29.5	42	108	15	
<hr/>										
Bullet Desk	65DRB60303LD8	1817	1908	59.75	30	29.5	21.5	68	10	
Runoffs, 4" Dia.	65DRB60303RD8	1817	1908	59.75	30	29.5	21.5	68	10	
Metal Leg	65DRB60363LD8	1832	1922	59.75	36	29.5	21.5	77	11.5	
	65DRB60363RD8	1832	1922	59.75	36	29.5	21.5	77	11.5	
	65DRB66303LD8	1845	1937	65.75	30	29.5	27.5	99	10.75	
	65DRB66303RD8	1845	1937	65.75	30	29.5	27.5	99	10.75	
	65DRB66363LD8	1886	1981	65.75	36	29.5	24.5	88	12.5	
	65DRB66363RD8	1886	1981	65.75	36	29.5	24.5	88	12.5	
	65DRB72303LD8	1921	2017	71.75	30	29.5	33	104	11.5	
	65DRB72303RD8	1921	2017	71.75	30	29.5	33	104	11.5	
	65DRB72363LD8	1945	2103	71.75	36	29.5	30	95	13.5	
	65DRB72363RD8	1945	2103	71.75	36	29.5	30	95	13.5	
	65DRB78303LD8	2024	2124	77.75	30	29.5	39	58	8.5	
	65DRB78303RD8	2024	2124	77.75	30	29.5	39	58	8.5	
	65DRB78363LD8	2337	2453	77.75	36	29.5	36	66	9.5	
	65DRB78363RD8	2337	2453	77.75	36	29.5	36	66	9.5	
	65DRB84303LD8	2682	2816	83.75	30	29.5	45	114	13	
	65DRB84303RD8	2682	2816	83.75	30	29.5	45	114	13	
	65DRB84363LD8	3242	3405	83.75	36	29.5	42	108	15	
	65DRB84363RD8	3242	3405	83.75	36	29.5	42	108	15	

ORDERING NOTES: To specify optional Disc base on desk Runoffs see option chart below, replace "D8" in the model number with model suffix below and add list upcharge. When specifying a modesty panel add -20 before modesty panel suffix when runoff is to be used with a 20" deep credenza, add -24 when runoff is to be used with a 24" deep credenza. See page 531 for Modesty Panel options.

OPEN DESK BASE OPTION UPCHARGES

Description	Model	List	Added Weight
Disc Base	DB	199	30



ORDERING PROCEDURE

To order, please specify the following:

- 1) Krug product model number
- 2) Wood species and finish
- 3) Grommet location and style if applicable.

* Indicates model illustrated by line drawing

CODE DESCRIPTION

- 3 - 3/4 Height Pedestal
- L - left hand position
- R - right hand position

STANDARD FINISHES

For a complete list of standard wood finishes, please see page 518.

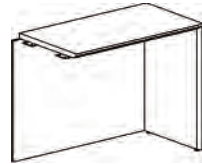
GROMMETS

One grommet in a standard position is optional at no charge. See page 521 for more information.

MODESTY PANEL

For the hinged modesty panel option add Y after RH and add a 10% upcharge. e.g. 65RHY6024L4DX41.

Description	Model	Rift		W	D	H	KW	Shipping Weight	Cubic Feet
		Oak	Walnut						
Return Shell, Fixed Full Ht Wood Modesty	65SRH3024LX41	1318	1386	29.75	24	29.5	29	72.5	18.25
	65SRH3024RX41*	1318	1386	29.75	24	29.5	29	72.5	18
	65SRH3624LX41	1408	1479	35.75	24	29.5	35	87	21.5
	65SRH3624RX41	1408	1479	35.75	24	29.5	35	87	21.5
	65SRH4224LX41	1570	1648	41.75	24	29.5	41	98	24.5
	65SRH4224RX41	1570	1648	41.75	24	29.5	41	98	24.5
	65SRH4824LX41	1582	1661	47.75	24	29.5	47	108	27.5
	65SRH4824RX41	1582	1661	47.75	24	29.5	47	108	27.5
	65SRH5424LX41	1632	1713	53.75	24	29.5	53	114.5	30.75
	65SRH5424RX41	1632	1713	53.75	24	29.5	53	114.5	30.75
	65SRH6024LX41	1676	1760	59.75	24	29.5	65	124	33.75
	65SRH6024RX41	1676	1760	59.75	24	29.5	65	124	33.75
	65SRH6624LX41	1727	1813	65.75	24	29.5	65	133	37
	65SRH6624RX41	1727	1813	65.75	24	29.5	65	133	37
	65SRH7224LX41	1778	1867	71.75	24	29.5	71	142	40
	65SRH7224RX41	1778	1867	71.75	24	29.5	71	142	40
Single Pedestal Return , Full Height Fixed Wood Modesty	65RH3620L4DX41	2182	2291	35.75	20	29.5	20	104	18.25
	65RH3620L4FX41*	2182	2291	35.75	20	29.5	20	104	18.25
	65RH3620R4DX41	2182	2291	35.75	20	29.5	20	108	18.25
	65RH3620R4FX41	2182	2291	35.75	20	29.5	20	108	18.25
	65RH3624L4DX41	2252	2364	35.75	24	29.5	20	115	21.5
	65RH3624L4FX41	2252	2364	35.75	24	29.5	20	115	21.5
	65RH3624R4DX41	2252	2364	35.75	24	29.5	20	119	21.5
	65RH3624R4FX41	2252	2364	35.75	24	29.5	20	119	21.5
	65RH4220L4DX41	2785	2924	41.75	20	29.5	26	100	21
	65RH4220L4FX41	2785	2924	41.75	20	29.5	26	100	21
	65RH4220R4DX41	2785	2924	41.75	20	29.5	26	100	21
	65RH4220R4FX41	2785	2924	41.75	20	29.5	26	100	21
	65RH4224L4DX41	2805	2946	41.75	24	29.5	26	104	24.5
	65RH4224L4FX41	2805	2946	41.75	24	29.5	26	104	24.5
	65RH4224R4DX41	2805	2946	41.75	24	29.5	26	104	24.5
	65RH4224R4FX41	2805	2946	41.75	24	29.5	26	104	24.5
	65RH4820L4DX41	2829	2970	48.75	20	29.5	32	104	23.75
	65RH4820L4FX41	2829	2970	48.75	20	29.5	32	104	23.75
	65RH4820R4DX41	2829	2970	48.75	20	29.5	32	104	23.75
	65RH4820R4FX41	2829	2970	48.75	20	29.5	32	104	23.75
	65RH4824L4DX41	2839	2983	48.75	24	29.5	32	108	27.5
	65RH4824L4FX41	2839	2983	48.75	24	29.5	32	108	27.5
	65RH4824R4DX41	2839	2983	48.75	24	29.5	32	108	27.5
	65RH4824R4FX41	2839	2983	48.75	24	29.5	32	108	27.5
	65RH5424L4DX41	2863	3008	53.75	24	29.5	38	138	30.75
	65RH5424L4FX41	2863	3008	53.75	24	29.5	38	138	30.75
	65RH5424R4DX41	2863	3008	53.75	24	29.5	38	142	30.75
	65RH5424R4FX41	2863	3008	53.75	24	29.5	38	142	30.75
	65RH6024L4DX41	2886	3031	59.75	24	29.5	38	146	33.75
	65RH6024L4FX41	2886	3031	59.75	24	29.5	38	146	33.75
	65RH6024R4DX41	2886	3031	59.75	24	29.5	38	150	33.75
	65RH6024R4FX41	2886	3031	59.75	24	29.5	38	150	33.75
65RH6624L4DX41	2972	3121	65.75	24	29.5	50	158	37	
65RH6624L4FX41	2972	3121	65.75	24	29.5	50	158	37	
65RH6624R4DX41	2972	3121	65.75	24	29.5	50	162	37	
65RH6624R4FX41	2972	3121	65.75	24	29.5	50	162	37	
65RH7224L4DX41	3066	3217	71.75	24	29.5	50	166	40	
65RH7224L4FX41	3066	3217	71.75	24	29.5	50	166	40	
65RH7224R4DX41	3066	3217	71.75	24	29.5	50	170	40	
65RH7224R4FX41	3066	3217	71.75	24	29.5	50	170	40	



DIMENSION KEY

W — width
 D — depth
 H — height of worksurface
 KW— kneehole width

Dimensions are in inches and approximate. Contact Customer Service if dimensions are critical.


CODE DESCRIPTION

L - left hand position
 R - right hand position
 D - 2 file drawers
 F - 2 box, 1 file drawer
 X41 - full height fixed wood modesty
 X21 - 1/2 height fixed wood modesty

VENEER


Latitude is available in Quarter Cut Walnut and Rift Cut Oak veneers, and each is priced in this price guide. Maple and Cherry are also available: for Flat Cut Maple or Cherry veneer, use Column 1 pricing; for Quarter Cut Maple or Cherry, use Column 2 pricing. Other veneers are also available on Latitude, please contact us for a quote.

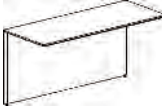
LATITUDE | LINKING UNITS AND CORNER UNITS

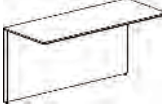
Description	Model	Rift		W	D	H	KW	Shipping Weight	Cubic Feet
		Oak	Walnut						
 Single Pedestal Return for Table Desk, Full Height Fixed Wood Modesty	65RHTD4224L4DX41	2611	2742	42	24	29.5	26	61	24.5
	65RHTD4224L4FX41*	2611	2742	42	24	29.5	26	61	24.5
	65RHTD4224R4DX41	2611	2742	42	24	29.5	26	61	24.5
	65RHTD4224R4FX41	2611	2742	42	24	29.5	26	61	24.5
	65RHTD4824L4DX41	2638	2770	48	24	29.5	32	67	27.5
	65RHTD4824L4FX41	2638	2770	48	24	29.5	32	67	27.5
	65RHTD4824R4DX41	2638	2770	48	24	29.5	32	67	27.5
	65RHTD4824R4FX41	2638	2770	48	24	29.5	32	67	27.5
	65RHTD6024L4DX41	2665	2800	59.75	24	29.5	44	78	33.75
	65RHTD6024L4FX41	2665	2800	59.75	24	29.5	44	78	33.75
	65RHTD6024R4DX41	2665	2800	59.75	24	29.5	44	78	33.75
65RHTD6024R4FX41	2665	2800	59.75	24	29.5	44	78	33.75	

ORDERING NOTES:

For the hinged modesty panel option add Y after RH and add a 10% upcharge. e.g. 65RHYTD6024L4DX41.


 Linking Top	65LU3024H	589	618	30	24	29.5		19.5	2
	65LU3620H	647	680	36	20	29.5		15	1.5
	65LU3624H	662	695	36	24	29.5		16	1.75
	65LU4220H	678	714	42	20	29.5		20	1.5
	65LU4224H	702	737	42	24	29.5		24	2
	65LU4820H	710	746	48	20	29.5		29	1.75
	65LU4824H	729	764	48	24	29.5		36	2
	65LU5424H	864	906	54	24	29.5		35	3.5
	65LU6024H	913	958	59.75	24	29.5		38.5	3.75
	65LU6624H	962	1012	65.75	24	29.5		42.5	4
	65LU7224H	1041	1093	71.75	24	29.5		46.5	4.5

 Linking Unit with Fixed Modesty	65LU3024HX41	1140	1197	30	24	29.5		46	3
	65LU3620HX41	1290	1356	36	20	29.5		59	3
	65LU3624HX41	1348	1416	36	24	29.5		64	3
	65LU4220HX41	1393	1463	42	20	29.5		67	3.75
	65LU4224HX41	1417	1487	42	24	29.5		72	3.75
	65LU4820HX41	1453	1527	48	20	29.5		78	4
	65LU4824HX41	1543	1620	48	24	29.5		80	4
	65LU5424HX41	1638	1717	54	24	29.5		81	4.75
	65LU6024HX41	1728	1815	59.75	24	29.5		89	5
	65LU6624HX41	1818	1909	65.75	24	29.5		97	5.5
65LU7224HX41	1909	2004	71.75	24	29.5		105.5	6	

 Linking Units for Table Desks	65LUTD4220HLX41	1290	1356	42	20	29.5		67	20
	65LUTD4220HRX41	1290	1356	42	24	29.5		67	20
	65LUTD4224HLX41	1310	1376	48	20	29.5		71	23
	65LUTD4224HRX41	1310	1376	48	24	29.5		71	23
	65LUTD4820HLX41	1345	1412	42	20	29.5		78	22.5
	65LUTD4820HRX41	1345	1412	42	24	29.5		78	22.5
	65LUTD4824HLX41	1362	1431	48	20	29.5		79	26
	65LUTD4824HRX41	1362	1431	48	24	29.5		79	26

ORDERING NOTES:

For the hinged modesty panel option on linking units add Y after LU and add a 10% upcharge. e.g. 65LUYTD4824HRX41

 Corner Unit	65CU363620	2570	2698	36	20	29.5	22.5	106	30.25
	65CU363624	2570	2698	36	24	29.5	17	106	30.25
	65CU424220	2824	2965	42	20	29.5	31	131	39.75
	65CU424224	2824	2965	42	24	29.5	25.25	131	39.75

ORDERING PROCEDURE

To order, please specify the following:

- 1) Krug product model number
- 2) Wood species and finish
- 3) Grommet location and style if applicable.

* Indicates model illustrated by line drawing

CODE DESCRIPTION

- L - left hand position
- R - right hand position
- 4D - 2 file drawers
- 4F - 2 box, 1 file drawer
- X21 - 1/2 height fixed wood modesty
- X41 - full height wood modesty panel

STANDARD FINISHES

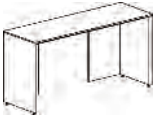


For a complete list of standard wood finishes, please see page 518.

GROMMETS

One grommet in a standard position is optional at no charge. See page 521 for more information.

PALETTE FINISHES

Drawer fronts are available in pallet at an up-charge of **\$357 list** per unit, add P at the end of the model number.

Description	Model	Rift		W	D	H	KW	Shipping Weight	Cubic Feet
		Oak	Walnut						
	65SC5424	1962	2060	54	24	29.5	51.5	88	29
	65SC6024	2109	2215	59.75	24	29.5	57.5	109	27.75
	65SC6624	2257	2370	65.75	24	29.5	63.5	104	35
	65SC7224	2417	2538	71.75	24	29.5	69.5	112	38
	65SC7824	2557	2685	77.75	24	29.5	75.5	120	40
	65SC8424	2699	2835	83.75	24	29.5	81.5	128	44
	65SC9624	3088	3242	95.75	24	29.5	93.5	128	44
	65SC3624X41	1641	1723	36	24	29.5	39.5	84	20
	65SC4224X41	1774	1862	42	24	29.5	39.5	94	23
	65SC4824X41	1928	2026	48	24	29.5	45.5	106	26
	65SC5424X41	2080	2184	54	24	29.5	51.5	117	29
	65SC6024X41	2243	2356	59.75	24	29.5	57.5	116	27.75
	65SC6624X41	2396	2516	65.75	24	29.5	63.5	104	35
	65SC7224X41	2562	2690	71.75	24	29.5	69.5	112	38
	65SC7824X41	2714	2848	77.75	24	29.5	75.5	120	40
	65SC8424X41	2864	3009	83.75	24	29.5	81.5	128	44
65SC9624X41	3273	3437	95.75	24	29.5	93.5	128	44	
	65C60204XLDR0	3579	3759	59.75	20	29.5	43	120	27.75
	65C60204XLFR0	3579	3759	59.75	20	29.5	43	120	27.75
	65C60204XLORD	3579	3759	59.75	20	29.5	43	120	27.75
	65C60204XLORF	3579	3759	59.75	20	29.5	43	120	27.75
	65C60244XLDR0	3606	3787	59.75	24	29.5	43	128	32
	65C60244XLFR0	3606	3787	59.75	24	29.5	43	128	32
	65C60244XLORD	3606	3787	59.75	24	29.5	43	128	32
	65C60244XLORF	3606	3787	59.75	24	29.5	43	128	32
	65C66204XLDR0	3633	3815	65.75	20	29.5	49	136	30
	65C66204XLFR0*	3633	3815	65.75	20	29.5	49	136	30
	65C66204XLORD	3633	3815	65.75	20	29.5	49	136	30
	65C66204XLORF	3633	3815	65.75	20	29.5	49	136	30
	65C66244XLDR0	3648	3830	65.75	24	29.5	49	144	35
	65C66244XLFR0	3648	3830	65.75	24	29.5	49	144	35
	65C66244XLORD	3648	3830	65.75	24	29.5	49	144	35
	65C66244XLORF	3648	3830	65.75	24	29.5	49	144	35
	65C72204XLDR0	3665	3848	71.75	20	29.5	55	152	32.75
	65C72204XLFR0	3665	3848	71.75	20	29.5	55	152	32.75
	65C72204XLORD	3665	3848	71.75	20	29.5	55	152	32.75
	65C72204XLORF	3665	3848	71.75	20	29.5	55	152	32.75
65C72244XLDR0	3697	3881	71.75	24	29.5	55	160	38	
65C72244XLFR0	3697	3881	71.75	24	29.5	55	160	38	
65C72244XLORD	3697	3881	71.75	24	29.5	55	160	38	
65C72244XLORF	3697	3881	71.75	24	29.5	55	160	38	
65C78204XLDR0	3708	3892	77.75	20	29.5	61	168	35.5	
65C78204XLFR0	3708	3892	77.75	20	29.5	61	168	35.5	
65C78204XLORD	3708	3892	77.75	20	29.5	61	168	35.5	
65C78204XLORF	3708	3892	77.75	20	29.5	61	168	35.5	
65C78244XLDR0	3715	3903	77.75	24	29.5	61	172	41	
65C78244XLFR0	3715	3903	77.75	24	29.5	61	172	41	

ORDERING NOTES:

For the hinged modesty panel option add Y after C and add a 10% upcharge. e.g. 65CY60204XLDR0. Unsupported spans greater than 48" require a half gable support. See page 571. Drawer fronts are available in pallet at an upcharge of **\$357 list** per unit, add P at the end of the model number.

DIMENSION KEY

W – width
 D – depth
 H – height of worksurface
 KW – kneehole width

Dimensions are in inches and approximate. Contact Customer Service if dimensions are critical.



CODE DESCRIPTION

X41 - full height fixed wood modesty
 X - modesty panel
 4 - full height pedestal
 L - left hand position
 R - right hand position
 D - 2 file drawers
 F - 2 box, 1 file drawer
 0 - no pedestal

VENEER

Latitude is available in Quarter Cut Walnut and Rift Cut Oak veneers, and each is priced in this price guide. Maple and Cherry are also available: for Flat Cut Maple or Cherry veneer, use Column 1 pricing; for Quarter Cut Maple or Cherry, use Column 2 pricing. Other veneers are also available on Latitude, please contact us for a quote.

LATITUDE | CREDENZAS

Description	Model	Rift		W	D	H	KW	Shipping Weight	Cubic Feet
		Oak	Walnut						
Single Pedestal	65C78244XLORD	3715	3903	77.75	24	29.5	61	172	41
Credenza, Fixed	65C78244XLORF	3715	3903	77.75	24	29.5	61	172	41
Wood Modesty	65C84204XLDR0	3721	3908	83.75	20	29.5	67	184	38
cont.	65C84204XLFR0	3721	3908	83.75	20	29.5	67	184	38
	65C84204XLORD	3721	3908	83.75	20	29.5	67	184	38
	65C84204XLORF	3721	3908	83.75	20	29.5	67	184	38
	65C84244XLDR0	3731	3917	83.75	24	29.5	67	192	44
	65C84244XLFR0	3731	3917	83.75	24	29.5	67	192	44
	65C84244XLORD	3731	3917	83.75	24	29.5	67	192	44
	65C84244XLORF	3731	3917	83.75	24	29.5	67	192	44
Single Lateral File or	65C6020XL3011R0	3215	3376	59.75	20	29.5	29	107	27.75
Bookcase Pedestal	65C6020XLOR3011	3215	3376	59.75	20	29.5	29	107	27.75
Credenza, Fixed	65C6020XL3001R0	3487	3661	59.75	20	29.5	29	140	27.75
Wood Modesty	65C6020XLOR3001	3487	3661	59.75	20	29.5	29	140	27.75
	65C6024XL3011R0	3334	3501	59.75	24	29.5	29	113	32
	65C6024XLOR3011	3334	3501	59.75	24	29.5	29	113	32
	65C6024XL3001R0	3608	3789	59.75	24	29.5	29	147	32
	65C6024XLOR3001	3608	3789	59.75	24	29.5	29	147	32
	65C6620XL3611R0	3353	3520	65.75	20	29.5	35	118	30
	65C6620XLOR3611	3353	3520	65.75	20	29.5	35	118	30
	65C6620XL3601R0	3626	3809	65.75	20	29.5	35	154	30
	65C6620XLOR3601	3626	3809	65.75	20	29.5	35	154	30
	65C6624XL3611R0	3369	3537	65.75	24	29.5	35	125	35
	65C6624XLOR3611	3369	3537	65.75	24	29.5	35	125	35
	65C6624XL3601R0	3642	3823	65.75	24	29.5	35	162	35
	65C6624XLOR3601	3642	3823	65.75	24	29.5	35	162	35
	65C7220XL3611R0	3411	3582	71.75	20	29.5	35	128	32.75
	65C7220XLOR3611	3411	3582	71.75	20	29.5	35	128	32.75
	65C7220XL3601R0	3854	4047	71.75	20	29.5	35	168	32.75
	65C7220XLOR3601	3854	4047	71.75	20	29.5	35	168	32.75
	65C7224XL3611R0	3538	3714	71.75	24	29.5	35	136	38
	65C7224XLOR3611	3538	3714	71.75	24	29.5	35	136	38
	65C7224XL3601R0	3919	4114	71.75	24	29.5	35	176	38
	65C7224XLOR3601	3919	4114	71.75	24	29.5	35	176	38
	65C7820XL3611R0	3553	3731	77.75	20	29.5	41	155	35.5
	65C7820XLOR3611	3553	3731	77.75	20	29.5	41	155	35.5
	65C7820XL3601R0	3981	4180	77.75	20	29.5	41	195	35.5
	65C7820XLOR3601	3981	4180	77.75	20	29.5	41	195	35.5
	65C7824XL3611R0	3565	3743	77.75	24	29.5	41	174	41
	65C7824XLOR3611	3565	3743	77.75	24	29.5	41	174	41
	65C7824XL3601R0	4063	4265	77.75	24	29.5	41	199	41
	65C7824XLOR3601	4063	4265	77.75	24	29.5	41	199	41
	65C8420XL3611R0	3580	3760	83.75	20	29.5	47	181	38
	65C8420XLOR3611	3580	3760	83.75	20	29.5	47	181	38
	65C8420XL3601R0	4110	4315	83.75	20	29.5	47	221	38
	65C8420XLOR3601	4110	4315	83.75	20	29.5	47	221	38
	65C8424XL3611R0	3592	3771	83.75	24	29.5	47	212	44
	65C8424XLOR3611	3592	3771	83.75	24	29.5	47	212	44
	65C8424XL3601R0	4207	4418	83.75	24	29.5	47	252	44
	65C8424XLOR3601	4207	4418	83.75	24	29.5	47	252	44

ORDERING NOTES:

For the hinged modesty panel option add Y after C and add a 10% upcharge. e.g. 65C**Y**6020XL3011R0. Drawer fronts are available in pallet at an upcharge of **\$357 list** per unit, add P at the end of the model number.

ORDERING PROCEDURE

To order, please specify the following:

- 1) Krug product model number
- 2) Wood species and finish
- 3) Grommet location and style if applicable.

* Indicates model illustrated by line drawing

CODE DESCRIPTION

- 4 - full height pedestal
- X - modesty panel
- L - left hand position
- R - right hand position
- D - 2 file drawers
- F - 2 box, 1 file drawer
- 0 - no pedestal
- 01 - lateral file
- 11 - closed bookcase

STANDARD FINISHES



For a complete list of standard wood finishes, please see page 518.

GROMMETS

One grommet in a standard position is optional at no charge. See page 521 for more information.

PALETTE FINISH

Drawer fronts are available in Palette at an up-charge of **\$357 per unit**, add P at the end of the model number.

Description	Model	Rift		W	D	H	KW	Shipping Weight	Cubic Feet	
		Oak	Walnut							
Single 36" Combination Pedestal Credenza, Fixed Wood Modesty 	65C7220XL3602RO	3581	3761	71.75	20	29.5	35	168	32.75	
	65C7220XLOR3604	3581	3761	71.75	20	29.5	35	168	32.75	
	65C7224XL3602RO	3714	3902	71.75	24	29.5	35	165	38	
	65C7224XLOR3604	3714	3902	71.75	24	29.5	35	165	38	
	65C7820XL3602RO	3634	3816	77.75	20	29.5	41	174	35.5	
	65C7820XLOR3604	3634	3816	77.75	20	29.5	41	174	35.5	
	65C7824XL3602RO*	3744	3933	77.75	24	29.5	41	182	41	
	65C7824XLOR3604	3744	3933	77.75	24	29.5	41	182	41	
	65C8420XL3602RO	3686	3871	83.75	20	29.5	47	180	38	
	65C8420XLOR3604	3686	3871	83.75	20	29.5	47	180	38	
	65C8424XL3602RO	3774	3963	83.75	24	29.5	47	188	44	
	65C8424XLOR3604	3774	3963	83.75	24	29.5	47	188	44	
	Double Pedestal Credenza, Fixed Wood Modesty 	65C60204XLDRD	3846	4039	59.75	20	29.5	28.5	200	27.75
		65C60204XLDRF	3846	4039	59.75	20	29.5	28.5	200	27.75
65C60204XLFRD		3846	4039	59.75	20	29.5	28.5	200	27.75	
65C60204XLFRF		3846	4039	59.75	20	29.5	28.5	200	27.75	
65C60244XLDRD		3874	4068	59.75	24	29.5	28.5	208	32	
65C60244XLDRF		3874	4068	59.75	24	29.5	28.5	208	32	
65C60244XLFRD		3874	4068	59.75	24	29.5	28.5	208	32	
65C60244XLFRF		3874	4068	59.75	24	29.5	28.5	208	32	
65C66204XLDRD		3907	4103	65.75	20	29.5	34.5	216	30	
65C66204XLDRF*		3907	4103	65.75	20	29.5	34.5	216	30	
65C66204XLFRD		3907	4103	65.75	20	29.5	34.5	216	30	
65C66204XLFRF		3907	4103	65.75	20	29.5	34.5	216	30	
65C66244XLDRD		3914	4110	65.75	24	29.5	34.5	224	35	
65C66244XLDRF		3914	4110	65.75	24	29.5	34.5	224	35	
65C66244XLFRD		3914	4110	65.75	24	29.5	34.5	224	35	
65C66244XLFRF		3914	4110	65.75	24	29.5	34.5	224	35	
65C72204XLDRD		3941	4140	71.75	20	29.5	40.5	232	32.75	
65C72204XLDRF		3941	4140	71.75	20	29.5	40.5	232	32.75	
65C72204XLFRD		3941	4140	71.75	20	29.5	40.5	232	32.75	
65C72204XLFRF		3941	4140	71.75	20	29.5	40.5	232	32.75	
65C72244XLDRD		3977	4173	71.75	24	29.5	40.5	240	38	
65C72244XLDRF		3977	4173	71.75	24	29.5	40.5	240	38	
65C72244XLFRD		3977	4173	71.75	24	29.5	40.5	240	38	
65C72244XLFRF		3977	4173	71.75	24	29.5	40.5	240	38	
65C78204XLDRD		3979	4177	77.75	20	29.5	46.5	248	35.5	
65C78204XLDRF		3979	4177	77.75	20	29.5	46.5	248	35.5	
65C78204XLFRD		3979	4177	77.75	20	29.5	46.5	248	35.5	
65C78204XLFRF		3979	4177	77.75	20	29.5	46.5	248	35.5	
65C78244XLDRD		3982	4182	77.75	24	29.5	46.5	256	41	
65C78244XLDRF		3982	4182	77.75	24	29.5	46.5	256	41	
65C78244XLFRD		3982	4182	77.75	24	29.5	46.5	256	41	
65C78244XLFRF		3982	4182	77.75	24	29.5	46.5	256	41	
65C84204XLDRD		3985	4186	83.75	20	29.5	52.5	264	38	
65C84204XLDRF		3985	4186	83.75	20	29.5	52.5	264	38	
65C84204XLFRD	3985	4186	83.75	20	29.5	52.5	264	38		
65C84204XLFRF	3985	4186	83.75	20	29.5	52.5	264	38		
65C84244XLDRD	4008	4208	83.75	24	29.5	52.5	272	44		
65C84244XLDRF	4008	4208	83.75	24	29.5	52.5	272	44		
65C84244XLFRD	4008	4208	83.75	24	29.5	52.5	272	44		
65C84244XLFRF	4008	4208	83.75	24	29.5	52.5	272	44		

ORDERING NOTES: For the hinged modesty panel option add Y after C and add a 10% upcharge. e.g. 65CY60204XLDRD.

DIMENSION KEY

W — width
 D — depth
 H — height of worksurface
 KW — kneehole width

Dimensions are in inches and approximate. Contact Customer Service if dimensions are critical.



CODE DESCRIPTION

4 - full height pedestal
 X - modesty panel
 L - left hand position
 R - right hand position
 02 - 2 box on right, 1 file drawer left, lateral file
 04 - 1 file drawer right, 2 box on left, lateral file
 D - 2 file drawers
 F - 2 box, 1 file drawer

VENEER

Latitude is available in Quarter Cut Walnut and Rift Cut Oak veneers, and each is priced in this price guide. Maple and Cherry are also available: for Flat Cut Maple or Cherry veneer, use Column 1 pricing; for Quarter Cut Maple or Cherry, use Column 2 pricing. Other veneers are also available on Latitude, please contact us for a quote.

LATITUDE | FULL FACE & 3/4 HEIGHT CREDENZAS

Description	Model	Rift		W	D	H	KW	Shipping Weight	Cubic Feet
		Oak	Walnut						
 Full Face Credenza	65C6020L3001R3001	4087	4291	59.75	20	29.5	-	176	28
	65C6020L3001R3011	3907	4103	59.75	20	29.5	-	192	28
	65C6020L3011R3001	3907	4103	59.75	20	29.5	-	192	28
	65C6020L3011R3011	3723	3909	59.75	20	29.5	-	208	28
	65C6024L3001R3001	4213	4423	59.75	24	29.5	-	192	33
	65C6024L3001R3011	3995	4194	59.75	24	29.5	-	210	33
	65C6024L3011R3001	3995	4194	59.75	24	29.5	-	210	33
	65C6024L3011R3011	3773	3962	59.75	24	29.5	-	230	33
	65C7220L3601R3601	5346	5614	71.75	20	29.5	-	208	32.75
	65C7220L3601R3611	4877	5121	71.75	20	29.5	-	228	32.75
	65C7220L3611R3601	4877	5121	71.75	20	29.5	-	228	32.75
	65C7220L3611R3611	4154	4362	71.75	20	29.5	-	248	32.75
	65C7224L3601R3601	5416	5686	71.75	24	29.5	-	224	38
	65C7224L3601R3611	4968	5216	71.75	24	29.5	-	236	38
	65C7224L3611R3601	4968	5216	71.75	24	29.5	-	236	38
	65C7224L3611R3611	4208	4420	71.75	24	29.5	-	256	38
	 Single Pedestal 3/4 Height Credenza	65C60203XL0R3011	3032	3185	59.75	20	23	28	191
65C60203XL0R3016		3103	3260	59.75	20	23	28	202	21
65C60203XL3011R0		3032	3185	59.75	20	23	28	191	21
65C60203XL3016R0		3103	3260	59.75	20	23	28	202	21
65C60243XL0R3011		3469	3642	59.75	24	23	28	204	25
65C60243XL0R3016		3553	3731	59.75	24	23	28	226	25
65C60243XL3011R0		3469	3642	59.75	24	23	28	191	25
65C60243XL3016R0		3553	3731	59.75	24	23	28	242	25
65C66203XL0R3611		3093	3247	59.75	20	23	28.5	191	21
65C66203XL0R3616		3164	3323	59.75	20	23	28.5	202	21
65C66203XL3611R0		3093	3247	59.75	20	23	28.5	191	21
65C66203XL3616R0		3164	3323	59.75	20	23	28.5	202	21
65C66243XL0R3611		3539	3715	59.75	24	23	28.5	204	25
65C66243XL0R3616		3622	3803	59.75	24	23	28.5	226	25
65C66243XL3611R0		3539	3715	59.75	24	23	28.5	191	25
65C66243XL3616R0		3622	3803	59.75	24	23	28.5	242	25
65C72203XL0R3611		3158	3315	71.75	20	23	34.5	191	25.5
65C72203XL0R3616		3231	3390	71.75	20	23	34.5	202	25.5
65C72203XL3611R0		3158	3315	71.75	20	23	34.5	191	25.5
65C72203XL3616R0		3231	3390	71.75	20	23	34.5	202	25.5
65C72243XL0R3611		3610	3792	71.75	24	23	34.5	204	30
65C72243XL0R3616		3697	3881	71.75	24	23	34.5	226	30
65C72243XL3611R0		3610	3792	71.75	24	23	34.5	191	30
65C72243XL3616R0		3697	3881	71.75	24	23	34.5	242	30
65C84203XL0R3611		3598	3780	83.75	20	23	46.5	191	29.5
65C84203XL0R3616		3670	3854	83.75	20	23	46.5	202	29.5
65C84203XL3611R0		3598	3780	83.75	20	23	46.5	191	29.5
65C84203XL3616R0		3670	3854	83.75	20	23	46.5	202	29.5
65C84243XL0R3611		4071	4277	83.75	24	23	46.5	204	35
65C84243XL0R3616		4011	4213	83.75	24	23	46.5	226	35
65C84243XL3611R0		4071	4277	83.75	24	23	46.5	191	35
65C84243XL3616R0		4011	4213	83.75	24	23	46.5	242	35
65C96243XL0R3611	4319	4536	95.5	24	23	58.5	254	40	
65C96243XL0R3616	4257	4468	95.5	24	23	58.5	240	40	
65C96243XL3611R0	4319	4536	95.5	24	23	58.5	240	40	
65C96243XL3616R0	4257	4468	95.5	24	23	58.5	254	40	

ORDERING NOTES: For the hinged modesty panel option add Y after RH and add a 10% upcharge. e.g. 65CY60203XL0R3011.

ORDERING PROCEDURE

To order, please specify the following:

- 1) Krug product model number
- 2) Wood species and finish
- 3) Grommet location and style if applicable.

* Indicates model illustrated by line drawing

CODE DESCRIPTION

- 4 - full height pedestal
- 3 - 3/4 height pedestal
- X - modesty panel
- L - left hand position
- R - right hand position
- 01 - lateral file
- 11 - closed bookcase
- 16 - box, lateral file


STANDARD FINISHES

For a complete list of standard wood finishes, please see page 518.

PALETTE FINISH

Storage unit door fronts are available in Palette finish at no upcharge. Drawer fronts are also available in Palette at an upcharge of **\$357 list** per unit, add P at the end of the model number. See page 518 for color selection..

LATITUDE | 3/4 HEIGHT CREDENZAS

Description	Model	Rift		W	D	H	Shipping Weight	Cubic Feet
		Oak	Walnut					
	65C60203L3011R3011	4112	4317	59.75	20	23	186	21
	65C60203L3011R3016	4159	4368	59.75	20	23	191	21
	65C60203L3011R3017	3679	3862	59.75	20	23	171	21
	65C60203L3016R3011	4138	4343	59.75	24	23	191	21
	65C60203L3016R3016	4111	4316	59.75	20	23	202	21
	65C60203L3016R3017	4027	4229	59.75	20	23	179	21
	65C60203L3017R3011	3679	3862	59.75	20	23	171	21
	65C60203L3017R3016	4608	4838	59.75	20	23	179	21
	65C60203L3017R3017	3121	3278	59.75	20	23	156	21
	65C60243L3011R3011	4194	4404	59.75	24	23	193	25
	65C60243L3011R3016	4289	4504	59.75	24	23	204	25
	65C60243L3011R3017	3753	3939	59.75	24	23	178	25
	65C60243L3016R3011	4289	4504	59.75	24	23	204	25
	65C60243L3016R3016	4263	4477	59.75	24	23	226	25
	65C60243L3016R3017	4152	4360	59.75	24	23	216	25
	65C60243L3017R3011	3753	3939	59.75	24	23	178	25
	65C60243L3017R3016	4152	4360	59.75	24	23	216	25
	65C60243L3017R3017	3244	3406	59.75	24	23	163	25
	65C72203L3611R3611	4277	4488	71.5	24	23	197	25.5
	65C72203L3611R3616	4437	4659	71.75	20	23	213.5	25.5
	65C72203L3611R3617	3881	4077	71.5	20	23	182	25.5
	65C72203L3616R3611	4437	4659	71.75	20	23	213.5	25.5
	65C72203L3616R3616	4411	4632	71.75	20	23	218.5	25.5
	65C72203L3616R3617	4292	4507	71.75	20	23	218.5	25.5
	65C72203L3617R3611	3864	4057	71.5	20	23	182	25.5
	65C72203L3617R3616	4292	4507	71.75	20	23	199	25.5
	65C72203L3617R3617	3343	3510	71.5	20	23	167	25.5
	65C72243L3611R3611	4411	4632	71.5	24	23	200	30
	65C72243L3611R3616	4604	4835	71.75	24	23	240	30
	65C72243L3611R3617	3903	4098	71.5	24	23	185	30
	65C72243L3616R3611	4604	4835	71.75	24	23	240	30
	65C72243L3616R3616	4574	4803	71.75	24	23	237	30
	65C72243L3616R3617	4452	4672	71.75	24	23	224.5	30
	65C72243L3617R3611	3903	4098	71.5	24	23	185	30
	65C72243L3617R3616	4452	4672	71.75	24	23	224.5	30
65C72243L3617R3617	3442	3614	71.5	24	23	170	30	

ORDERING NOTES: The -15 open/lateral file module can be used in place of the -16 box/file at the same price. The -18 open/closed bookcase module can be used in place of the -11 closed module at the same price. If a runoff with power/data option is to be mounted onto a 3/4 height credenza please specify location ML -Mounted Left or MR-Mounted Right. This will ensure that access grommets will be drilled in the credenza top and back. Full Face ¾ height credenzas larger than 72" must be specified modularly, please see page 569.

DIMENSION KEY

- W — width
- D — depth
- H — height of worksurface
- KW— kneehole width

Dimensions are in inches and approximate. Contact Customer Service if dimensions are critical.

CODE DESCRIPTION

- 3 - 3/4 height pedestal
- L - left hand position
- R - right hand position
- 11 - closed bookcase
- 16 - box, lateral file
- 17 - open bookcase
- 15 - top open, lateral file
- 18 - top open, closed bookcase

VENEER

Latitude is available in Quarter Cut Walnut and Rift Cut Oak veneers, and each is priced in this price guide. Maple and Cherry are also available: for Flat Cut Maple or Cherry veneer, use Column 1 pricing; for Quarter Cut Maple or Cherry, use Column 2 pricing. Other veneers are also available on Latitude, please contact us for a quote.

LATITUDE | CORNER CREDENZAS & OVERHEADS

Description	Model	Rift		W	D	H	KW	Shipping Weight	Cubic Feet
		Oak	Walnut						
Corner Credenza	65CC7224XL4D	3194	3355	71.75	24	29.5	32	192	38
Single Pedestal	65CC7224XL4F	3194	3355	71.75	24	29.5	32	192	38
Fixed Wood Modesty Panel	65CC7224XR4D	3194	3355	71.75	24	29.5	32	192	38
	65CC7224XR4F	3194	3355	71.75	24	29.5	32	192	38
	65CC7824XL4D	3227	3388	77.75	24	29.5	38	200	41
	65CC7824XL4F	3227	3388	77.75	24	29.5	38	200	41
	65CC7824XR4D	3227	3388	77.75	24	29.5	38	200	41
	65CC7824XR4F	3227	3388	77.75	24	29.5	38	200	41
	65CC8424XL4D	3261	3424	83.75	24	29.5	44	208	44
	65CC8424XL4F	3261	3424	83.75	24	29.5	44	208	44
	65CC8424XR4D	3261	3424	83.75	24	29.5	44	208	44
	65CC8424XR4F	3261	3424	83.75	24	29.5	44	208	44
Curved Corner Credenza Single Pedestal Fixed Wood Modesty Panel	65CCC7224XL4D	3260	3423	71.75	24	29.5	32	192	38
	65CCC7224XL4F	3260	3423	71.75	24	29.5	32	192	38
	65CCC7224XR4D	3260	3423	71.75	24	29.5	32	192	38
	65CCC7224XR4F	3260	3423	71.75	24	29.5	32	192	38
	65CCC7824XL4D	3294	3459	77.75	24	29.5	38	200	41
	65CCC7824XL4F	3294	3459	77.75	24	29.5	38	200	41
	65CCC7824XR4D	3294	3459	77.75	24	29.5	38	200	41
	65CCC7824XR4F	3294	3459	77.75	24	29.5	38	200	41
	65CCC8424XL4D	3327	3494	83.75	24	29.5	44	208	44
	65CCC8424XL4F	3327	3494	83.75	24	29.5	44	208	44
65CCC8424XR4D	3327	3494	83.75	24	29.5	44	208	44	
65CCC8424XR4F	3327	3494	83.75	24	29.5	44	208	44	
Doors									
Single Height Overhead, Wood Doors	65OHW361616	1231	1294	35.75	15.75	16	2	64	7
	65OHW421616	1290	1356	41.75	15.75	16	2	71	8.5
	65OHW481616	1389	1458	47.75	15.75	16	3	82	9
	65OHW541616	1437	1508	54	16	16	4	89.5	10.75
	65OHW601616	1484	1559	59.75	15.75	16	4	96	11.5
	65OHW661616	1565	1643	65.75	15.75	16	4	102	12.75
	65OHW721616	1645	1729	71.75	15.75	16	4	109	13.75
	65OHW781616	1729	1816	77.75	15.75	16	4	109	13.75
	65OHW841616	2587	2717	83.75	16	16	4	129	16.25
	65OHW901616	2154	2261	89.5	15.75	16	6	109	13.75
65OHW961616	2263	2376	95.5	16	16	6	129	16.25	
Single Height Overhead, Wood Flip Doors	65OHFW361616	1371	1439	35.75	15.75	16	1	64	7
	65OHFW421616	1429	1501	41.75	15.75	16	1	71	8.5
	65OHFW481616	1527	1603	47.75	15.75	16	1	82	9
	65OHFW541616	1713	1797	54	16	16	2	89.5	10.75
	65OHFW601616	1760	1849	59.75	15.75	16	2	96	11.5
	65OHFW661616	1840	1934	65.75	15.75	16	2	102	12.75
	65OHFW721616	1922	2018	71.75	15.75	16	2	109	13.75
	65OHFW781616	2004	2106	77.75	15.75	16	2	109	13.75
	65OHFW841616	2430	2551	83.75	16	16	2	129	16.25
	65OHFW901616	2538	2664	89.5	15.75	16	2	109	13.75
65OHFW961616	2863	3008	95.5	16	16	2	180	16.5	

ORDERING NOTES: Overheads and Hutches come standard with LED lights.

ORDERING PROCEDURE

To order, please specify the following:

- 1) Krug product model number
- 2) Wood species and finish
- 3) Grommet location and style if applicable.

* Indicates model illustrated by line drawing

CODE DESCRIPTION

- 4 - full height pedestal
 L - left hand position
 R - right hand position

STANDARD FINISHES

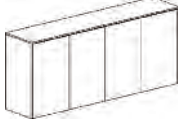


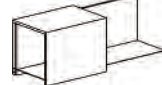

For a complete list of standard wood finishes, please see page 518.

LOCKS

Locks are available at an upcharge of **\$152 list**. Locks not available on sliding hood over-heads.

PALETTE FINISH

Door fronts are available in Palette at no upcharge, add P at the end of the model number.

Description	Model	Rift Oak	Walnut	W	D	H	Doors	Shipping Weight	Cubic Feet
 Double Height, Wood Doors	65OHW361630	1728	1815	35.75	15.75	16	2	64	7
	65OHW421630	1892	1987	41.75	15.75	16	2	71	8.5
	65OHW481630	2029	2131	47.75	15.75	16	3	82	9
	65OHW541630	2131	2237	53.75	15.75	16	4	89.5	10.75
	65OHW601630	2237	2347	59.75	15.75	16	4	96	11.5
	65OHW661630	2347	2464	65.75	15.75	16	4	102	12.75
	65OHW721630	2464	2587	71.75	15.75	16	4	109	13.75
	65OHW781630	2587	2717	83.75	15.75	16	4	129	16.25
	65OHW841630	2717	2853	71.75	15.75	16	6	109	13.75
	65OHW901630	2853	2996	83.75	15.75	16	6	129	16.25
65OHW961630	2996	3146							
 Double Height, Wood Flip Doors	65OHFFW361630	1865	1959	35.75	15.75	30	2	107	7
	65OHFFW421630	2030	2132	41.75	15.75	30	2	117	8.5
	65OHFFW481630	2166	2274	47.75	15.75	30	2	132	9
	65OHFFW541630	2406	2526	53.75	15.75	30	4	143	10.75
	65OHFFW601630	2511	2637	59.75	15.75	30	4	153	11.5
	65OHFFW661630	2623	2754	65.75	15.75	30	4	163	12.75
	65OHFFW721630	2741	2878	71.75	15.75	30	4	174	13.75
	65OHFFW781630	2863	3008	83.75	15.75	30	4	177	16.25
	65OHFFW841630	2992	3142	71.75	15.75	30	4	185	13.75
	65OHFFW901630	3131	3287	83.75	15.75	30	4	201	16.25
65OHFFW961630	3271	3435	95.75	1' 3"	30	4	209	17.75	
 Double Height, Wood Flip Doors/ Open	65OHFOW361630	2003	2105	35.75	15.75	16	1	64	7
	65OHFOW421630	2167	2277	41.75	15.75	16	1	71	8.5
	65OHFOW481630	2303	2419	47.75	15.75	16	1	82	9
	65OHFOW541630	2682	2816	53.75	15.75	16	2	89.5	10.75
	65OHFOW601630	2788	2927	59.75	15.75	16	2	96	11.5
	65OHFOW661630	2899	3043	65.75	15.75	16	2	102	12.75
	65OHFOW721630	3015	3165	71.75	15.75	16	2	109	13.75
	65OHFOW781630	3138	3295	83.75	15.75	16	2	129	16.25
	65OHFOW841630	3268	3432	71.75	15.75	16	2	109	13.75
	65OHFOW901630	3405	3577	83.75	15.75	16	2	129	16.25
65OHFOW961630	3547	3727	95.75	15.75	16	2	250	46	
 Single Height Over-head, Sliding 30" Hood, Metal Shelf	65OMW481718HD30*	4162	4371	47.75	17	18		95	10
	65OMW601718HD30	4407	4630	59.75	17	18		112	12
	65OMW661718HD30	4518	4744	65.75	17	18		121	13
	65OMW721718HD30	4630	4861	71.5	17	18		129	14.5
	65OMW781718HD30	4755	4992	77.5	17	18		148	15.5
	65OMW841718HD30	4846	5090	83.5	17	18		157	16.5
	65OMW901718HD30	4957	5205	89.5	17	18		166	17.5
	65OMW961718HD30	5040	5293	95.5	17	18		174	19
 Single Height Over-head, Sliding 36" Hood, Metal Shelf	65OMW481718HD36	4190	4399	47.75	17	18		95	10
	65OMW601718HD36	4433	4655	59.75	17	18		112	12
	65OMW661718HD36	4545	4772	65.75	17	18		121	13
	65OMW721718HD36	4655	4888	71.5	17	18		129	14.5
	65OMW781718HD36	4781	5020	77.5	17	18		148	15.5
	65OMW841718HD36	4874	5117	83.5	17	18		157	16.5
	65OMW901718HD36	4983	5233	89.5	17	18		166	17.5
	65OMW961718HD36*	5066	5320	95.5	17	18		174	19

ORDERING NOTES: Overheads come standard with LED lights. "90" and "96" Overheads are available with 2 hoods, add -2 to the end of the model number and **\$1778 list** for 30" and **\$1834 list** for 36".

DIMENSION KEY

W — width
 D — depth
 H — height of worksurface
 KW — kneehole width

Dimensions are in inches and approximate. Contact Customer Service if dimensions are critical.





CODE DESCRIPTION

HD - sliding hood
 FF - double flip doors
 FO - flip doors upper, open lower

VENEER

Latitude is available in Quarter Cut Walnut and Rift Cut Oak veneers, and each is priced in this price guide. Maple and Cherry are also available: for Flat Cut Maple or Cherry veneer, use Column 1 pricing; for Quarter Cut Maple or Cherry, use Column 2 pricing. Other veneers are also available on Latitude, please contact us for a quote.



LATITUDE | OVERHEADS

Description	Model	Rift		W	D	H	Shipping Weight	Cubic Feet
		Oak	Walnut					
Single Height Overhead, Open Metal Shelf 	65OMW481718	3161	3320	47.75	16	16	95	10
	65OMW601718	3374	3542	59.75	16	16	112	12
	65OMW661718	3497	3671	65.75	16	16	121	13
	65OMW721718	3596	3774	71.5	16	16	129	14.5
	65OMW781718	3710	3895	77.5	16	16	148	15.5
	65OMW841718	3786	3975	83.5	16	16	157	16.5
	65OMW901718	3882	4079	89.5	16	16	166	17.5
	65OMW961718	3969	4168	95.5	16	16	174	19
	<hr/>							
Double Height Overhead, Wood Sliding 30" Hood, Metal Shelf 	65OMW481731HD30	5365	5634	47.75	17	31	95	10
	65OMW601731HD30	5636	5917	59.75	17	31	112	12
	65OMW661731HD30	5738	6023	65.75	17	31	121	13
	65OMW721731HD30	5975	6273	71.5	17	31	129	14.5
	65OMW781731HD30	6002	6303	77.5	17	31	148	15.5
	65OMW841731HD30	6108	6414	83.5	17	31	157	16.5
	65OMW901731HD30	6230	6542	89.5	17	31	166	17.5
	65OMW961731HD30	6315	6630	95.5	17	31	174	19
	<hr/>							
Double Height Overhead, Wood Sliding 36" Hood, Metal Shelf 	65OMW481731HD36	5398	5668	47.75	17	31	95	10
	65OMW601731HD36	5671	5955	59.75	17	31	112	12
	65OMW661731HD36	5770	6059	65.75	17	31	121	13
	65OMW721731HD36	6009	6311	71.5	17	31	129	14.5
	65OMW781731HD36	6035	6337	77.5	17	31	148	15.5
	65OMW841731HD36	6141	6449	83.5	17	31	157	16.5
	65OMW901731HD36	6266	6579	89.5	17	31	166	17.5
	65OMW961731HD36	6348	6665	95.5	17	31	174	19
	<hr/>							
Double Height Overhead, Open Metal Shelf 	65OMW481731	4427	4649	47.75	16	30	95	10
	65OMW601731	4698	4932	59.75	16	30	112	12
	65OMW661731	4799	5038	65.75	16	30	121	13
	65OMW721731	5037	5289	71.5	16	30	129	14.5
	65OMW781731	5065	5319	77.5	16	30	148	15.5
	65OMW841731	5170	5429	83.5	16	30	157	16.5
	65OMW901731	5293	5558	89.5	16	30	166	17.5
	65OMW961731	5378	5646	95.5	16	30	174	19

ORDERING NOTES: Overheads come standard with LED lights. "90" and "96" Overheads are available with 2 hoods, add -2 to the end of the model number and **\$1778 list for 30"** and **\$1834 list for 36"**.

ORDERING PROCEDURE	CODE DESCRIPTION	STANDARD FINISHES
To order, please specify the following: 1) Krug product model number 2) Wood species and finish 3) Grommet location and style if applicable.	HD - sliding hood FF - double flip doors	For a complete list of standard wood finishes, please see page 518.
* Indicates model illustrated by line drawing		

LATITUDE | TACKBOARDS FOR OVERHEADS

Description	Model	GRADES									W	H	COM	WT
		1	2	3	4	5	6	7	8	9				
Wall Mounted Tackboard 24" High 	65TBOHW3624	333	369	407	465	605	741	875	1018	1198	35.75	24	1.5	1.5
	65TBOHW4224	369	497	529	654	785	908	1038	1199	1421	41.75	24	1.5	1.75
	65TBOHW4824	411	512	536	673	807	924	1066	1228	1478	47.75	24	1.75	2
	65TBOHW5424	434	537	561	706	846	971	1120	1288	1551	53.75	24	2	2.25
	BOHW6024	468	624	655	816	982	1163	1345	1527	1815	59.75	24	2	2.5
	BOHW6624	513	697	746	909	1089	1295	1473	1683	2006	65.75	24	2	2.75
	BOHW7224	562	864	898	1192	1464	1483	1702	1942	2264	71.75	24	2.25	3
	BOHW7824	619	949	988	1311	1612	1633	1872	2135	2491	77.75	24	2.25	3.25
	BOHW8424	723	1109	1155	1534	1884	1908	2191	2500	2913	83.75	24	2.5	3.5
	BOHW9024	761	1165	1215	1611	1982	2004	2302	2629	3061	89.75	24	2.75	3.75
	BOHW9624	791	1212	1265	1676	2061	2087	2396	2736	3188	95.75	24	3	4
Wall Mounted Tackboard 30" High 	65TBOHW3630	399	444	488	559	727	888	1222	1222	1437	35.75	24	1.5	2
	65TBOHW4230	444	552	633	784	943	1088	1439	1439	1697	41.75	24	1.5	2.25
	65TBOHW4830	493	614	642	806	967	1108	1473	1473	1771	47.75	24	1.75	2.5
	65TBOHW5430	520	644	674	848	1016	1165	1547	1547	1860	53.75	24	2	2.75
	BOHW6030	561	749	784	979	1177	1394	1833	1833	2177	59.75	24	2	3
	BOHW6630	615	837	894	1090	1307	1555	2018	2018	2407	65.75	24	2	3.25
	BOHW7230	674	1033	1074	1428	1755	1778	2329	2329	2715	71.75	24	2.25	3.5
	BOHW7830	741	1138	1187	1572	1935	1957	2566	2566	2989	77.75	24	2.5	3.75
	BOHW8430	869	1331	1386	1841	2261	2287	2999	2999	3495	83.75	24	2.5	4
	BOHW9030	913	1398	1458	1934	2378	2407	3153	3153	3673	89.75	24	2.75	4.75
	BOHW9630	952	1456	1518	2014	2478	2506	3280	3280	3825	95.75	24	3	5

DIMENSION KEY


W — width
 D — depth
 H — height of worksurface
 KW — kneehole width

Dimensions are in inches and approximate.
 Contact Customer Service if dimensions are critical.


VENEER

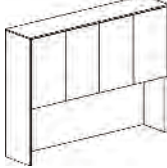
Latitude is available in Quarter Cut Walnut and Rift Cut Oak veneers, and each is priced in this price guide. Maple and Cherry are also available: for Flat Cut Maple or Cherry veneer, use Column 1 pricing; for Quarter Cut Maple or Cherry, use Column 2 pricing. Other veneers are also available on Latitude, please contact us for a quote.


LATITUDE | HUTCHES


Description	Model	Rift		W	D	H	Doors	Shipping Weight	Cubic Feet
		Oak	Walnut						
5 Hi Hutch with Wood Doors 	65HT601640	2922	3069	59.75	15.75	40	4	117	23
	65HT661640	3112	3267	65.75	15.75	40	4	126	26
	65HT721640	3555	3733	71.75	15.75	40	4	135	28
	65HT781640	3831	4023	77.75	15.75	40	4	146	30
	65HT841640	4108	4313	83.75	15.75	40	4	154	32
	65HT961640	4173	4381	95.5	15.75	40	6	211	39
	65HT1021640	5106	5361	102	15.75	40	6	296	43
	65HT1081640	5302	5566	108	15.75	40	6	310	58.5

ORDERING NOTES: Hutches 102" and longer are 2 piece units.

5 Hi Hutch with Wood Flip Doors 	65HTF601640	3197	3357	59.75	15.75	40	2	117	23
	65HTF661640	3386	3557	65.75	15.75	40	2	126	26
	65HTF721640	3830	4022	71.75	15.75	40	2	135	28
	65HTF781640	4108	4313	77.75	15.75	40	2	146	30
	65HTF841640	4382	4603	83.75	15.75	40	2	154	32
	65HTF961640	4449	4670	95.5	15.75	40	2	211	39

6 Hi Hutch with Wood Doors 	65HT601653	3012	3162	59.75	15.75	53.5	4	249	34.5
	65HT661653	3269	3433	65.75	15.75	53.5	4	269	37.75
	65HT721653	3714	3902	71.75	15.75	53.5	4	289	41
	65HT781653	4016	4217	77.75	15.75	53.5	4	298	44.5
	65HT841653	4315	4531	83.75	15.75	53.5	4	328	47.75
	65HT961653	4498	4721	95.5	15.75	53.5	6	358	52.5

6 Hi Hutch with Wood Flip Doors 	65HTFF601653	3289	3453	59.75	15.75	53.5	4	249	34.5
	65HTFF661653	3545	3723	65.75	15.75	53.5	4	269	37.75
	65HTFF721653	3991	4190	71.75	15.75	53.5	4	289	41
	65HTFF781653	4292	4507	77.75	15.75	53.5	4	298	44.5
	65HTFF841653	4590	4819	83.75	15.75	53.5	4	328	47.75
	65HTFF961653	4772	5010	95.5	15.75	53.5	4	358	52.5

6 Hi Hutch with Wood Flip Doors/Open 	65HTFO601653	3563	3741	59.75	15.75	53.5	2	249	35.5
	65HTFO661653	3820	4013	65.75	15.75	53.5	2	269	37.75
	65HTFO721653	4266	4481	71.75	15.75	53.5	2	289	41
	65HTFO781653	4567	4796	77.75	15.75	53.5	2	298	44.5
	65HTFO841653	4866	5110	83.75	15.75	53.5	2	328	47.75
	65HTFO961653	5049	5300	95.5	15.75	53.5	2	358	52.5

ORDERING NOTES: Hutches come standard with LED lights. To specify a Voice/Power/Data module with any hutch, please add "W" at the end of the model number and a **\$252 list** upcharge. Locks are available at an upcharge of **\$152 list**.

ORDERING PROCEDURE

- To order, please specify the following:
- 1) Krug product model number
 - 2) Wood species and finish
 - 3) Grommet location and style if applicable.

* Indicates model illustrated by line drawing

CODE DESCRIPTION

- F - flip doors
 FF - double flip doors
 FO - flip doors upper, open lower


STANDARD FINISHES

For a complete list of standard wood finishes, please see page 518.

KRUG TEXTILES

For a Krug Panel Fabric program, please see page 4.

LATITUDE | PIERS, ACCESSORIES & TACKBOARD FABRIC UPGRADE

Description	Model	Rift		W	D	H	Shipping Weight	Cubic Feet
		Oak	Walnut					
	65PR24164011L	1227	1289	24	15.75	40	123	11.25
	65PR24164011R	1227	1289	24	15.75	40	123	11.25
	65PR24164611L	1285	1349	24	15.75	46	134	12.75
	65PR24164611R	1285	1349	24	15.75	46	134	12.75
	65PR24165311L	1345	1412	24	15.75	53	148	14.75
	65PR24165311R	1345	1412	24	15.75	53	148	14.75
	65PR24165911L	1403	1474	24	15.75	59	159	16.5
	65PR24165911R	1403	1474	24	15.75	59	159	16.5

Keyboard Tray for Standard Units	65KBAMT1912	411		28	-	8.25	20	
	65KBAMT1912S	483		28	-	8.25	20	



Keyboard Tray for Angled & Curved Units	65KBAMT1912X	428		28	-	8.25	20	
---	--------------	-----	--	----	---	------	----	--



Pencil Drawer	65PD2119	345		21	19	2	2	1
	65PD2119S	381		21	19	2	2	1



Pencil Cup	65APH	193					1	0.25
------------	-------	-----	--	--	--	--	---	------



Height Adjustable Table Programmable Display- 4 Position Memory	88HAPD	376							
---	--------	-----	--	--	--	--	--	--	--



Description	Model	GRADES								COM
		2	3	4	5	6	7	8	9	
Tackboard Fabric	60	143	309	468	633	799	962	1131	1327	2
Upcharges for Hutches	66	165	359	521	697	869	1021	1199	1487	2
	72	199	426	622	837	1036	1236	1437	1727	2.25
	78	234	500	735	974	1206	1443	1677	2003	2.5
	84	278	580	859	1136	1414	1690	1965	2322	2.5
	90	287	601	894	1179	1467	1755	2043	2415	2.75
	96	299	626	930	1228	1528	1827	2126	2634	3
	102	331	714	1048	1403	1743	2070	2433	2988	3
	108	363	781	1149	1536	1909	2271	2638	3273	3



DIMENSION KEY

W — width
 D — depth
 H — height of worksurface
 KW — kneehole width

Dimensions are in inches and approximate. Contact Customer Service if dimensions are critical.

CODE DESCRIPTION

11 - closed bookcase
 L - left hand position
 R - right hand position

VENEER

Latitude is available in Quarter Cut Walnut and Rift Cut Oak veneers, and each is priced in this price guide. Maple and Cherry are also available: for Flat Cut Maple or Cherry veneer, use Column 1 pricing; for Quarter Cut Maple or Cherry, use Column 2 pricing. Other veneers are also available on Latitude, please contact us for a quote.

LATITUDE | WALL MOUNTED BACK-PAINTED GLASS

Description	Model	Price	W	D	H	Shipping Weight	Cubic Feet
Wall Mounted	65GPW3624	1765	35.75	-	23.5	48	1.5
Back-painted	65GPW4224	1852	41.75	-	23.5	56	1.75
Glass 23.5"	65GPW4824	1936	47.75	-	23.5	64	2
	65GPW5424	2023	53.75	-	23.5	72	2.25
	65GPW6024	2136	59.75	-	23.5	80	2.5
	65GPW6624	2295	65.75	-	23.5	88	2.75
	65GPW7224	2452	71.5	-	23.5	96	3
	65GPW7824	2638	77.5	-	23.5	104	3.25
	65GPW8424	2810	83.5	-	23.5	112	3.5
	65GPW9024	3255	89.5	-	23.5	120	3.75
	65GPW9624	3384	95.5	-	23.5	128	4

ORDERING NOTES: Use between wall mounted overheads and full height credenzas. Wall mounted Back-Painted glass panels 90" and longer are 2-pieces. Standard finish is white

Wall Mounted	65GPW3630	2108	35.75	-	30	60	2
Back-painted	65GPW4230	2221	41.75	-	30	70	2.25
Glass 30"	65GPW4830	2323	47.75	-	30	80	2.5
	65GPW5430	2410	53.75	-	30	90	2.75
	65GPW6030	2567	59.75	-	30	100	3.25
	65GPW6630	2768	65.75	-	30	110	3.5
	65GPW7230	2984	71.5	-	30	120	3.75
	65GPW7830	3184	77.5	-	30	130	4
	65GPW8430	3428	83.5	-	30	140	4.25
	65GPW9030	3628	89.5	-	30	150	4.75
	65GPW9630	3798	95.5	-	30	160	5

ORDERING NOTES: Use between wall mounted overheads and 3/4 height credenzas. Wall mounted Back-Painted glass panels 90" and longer are 2-pieces. Standard finish is white

Wall Mounted Mag- netic Back-painted Glass 23.5"	65GPW3624M	1936	35.75	-	23.5	48	1.5
	65GPW4224M	2053	41.75	-	23.5	56	1.75
	65GPW4824M	2166	47.75	-	23.5	64	2
	65GPW5424M	2280	53.75	-	23.5	72	2.25
	65GPW6024M	2422	59.75	-	23.5	80	2.5
	65GPW6624M	2625	65.75	-	23.5	88	2.75
	65GPW7224M	2824	71.5	-	23.5	96	3
	65GPW7824M	3055	77.5	-	23.5	104	3.25
	65GPW8424M	3269	83.5	-	23.5	112	3.5
	65GPW9024M	3757	89.5	-	23.5	120	3.75
	65GPW9624M	3930	95.5	-	23.5	128	4

ORDERING NOTES: Use between wall mounted overheads and full height credenzas. Strong magnets (not supplied) are recommended. Wall mounted Back-Painted glass panels 90" and longer are 2-pieces. Standard finish is white.

Wall Mounted Mag- netic Back-painted Glass 30"	65GPW3630M	2323	35.75	-	30	60	2
	65GPW4230M	2465	41.75	-	30	70	2.25
	65GPW4830M	2595	47.75	-	30	80	2.5
	65GPW5430M	2723	53.75	-	30	90	2.75
	65GPW6030M	2911	59.75	-	30	100	3.25
	65GPW6630M	3156	65.75	-	30	110	3.5
	65GPW7230M	3412	71.5	-	30	120	3.75
	65GPW7830M	3656	77.5	-	30	130	4
	65GPW8430M	3941	83.5	-	30	140	4.25
	65GPW9030M	4186	89.5	-	30	150	4.75
	65GPW9630M	4401	95.5	-	30	160	5

ORDERING NOTES: Use between wall mounted overheads and 3/4 height credenzas. Strong magnets (not supplied) are recommended. Wall mounted Back-Painted glass panels 90" and longer are 2-pieces. Standard finish is white.

ORDERING PROCEDURE

To order, please specify the following:
 1) Krug product model number
 2) Wood species and finish
 3) Grommet location and style if applicable.

* Indicates model illustrated by line drawing

CODE DESCRIPTION

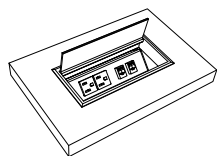
M - Magnetic

STANDARD FINISHES

For a complete list of standard wood finishes, please see page 518.

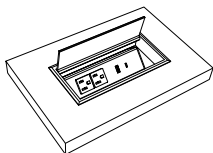
POWERPORTS

Description	Model	Price	W	D	H	Shipping Weight	Cubic Feet
PowerPort 1 - 2 RJ45s (Category 5/6)	PORT1	278	8	4	-	-	-



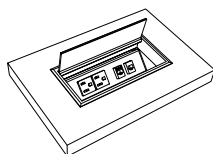
Port Includes: 2 accessible power outlets & 1 side utility outlet powered by a 10' plug-in cord; 2 RJ45 (category 5/6) each with hard wired 10' data cords; 2 velcro wire managers and metal PowerPort shroud. PortPort lid is Silver Metallic.
NOTE: RJ45 jacks with hard wired data cords included here must be within 10' of building utilities source to be functional.

PowerPort 2 - USB-A & USB-C	PORT2	280	8	4	-	-	-
--------------------------------	-------	-----	---	---	---	---	---



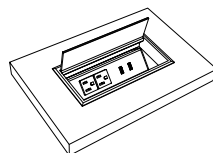
Port Includes: 2 accessible power outlets & 1 side utility outlet; 1 USB-A & 1 USB-C charging ports all powered by a 10' plug-in cord; 2 velcro wire managers and metal PowerPort shroud. PortPort lid is Silver Metallic.

PowerPort 3 - RJ11 & RJ45	PORT3	269	8	4	-	-	-
------------------------------	-------	-----	---	---	---	---	---




Port Includes: 2 accessible power outlets & 1 side utility outlet; 1 RJ11 & 1 RJ45 (Category 5/6); 2 Velcro wire managers & PowerPort Shroud; 1 x 10 Foot Data Cords (T568A) & 1 x 14 Foot RJ11 (Telecomm); powered by a 10' plug-in cord. PortPort lid is Silver Metallic.
NOTE: RJ45 & RJ11 jacks with hard wired data cords included here must be within 10' of building utilities source to be functional.

PowerPort 4 - 2 USB-A	PORT4	286	8	4	-	-	-
--------------------------	-------	-----	---	---	---	---	---



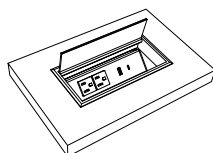
Port Includes: 2 accessible power outlets & 1 side utility outlet; 2- USB-A charging ports all powered by a 10' plug-in cord; 2 velcro wire managers and metal PortPort shroud. PortPort lid is Silver Metallic.

PowerPort 5 - 4 Receptacles	PORT5	280	8	4	-	-	-
--------------------------------	-------	-----	---	---	---	---	---

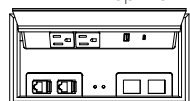


Port Includes: 4 accessible power outlets & 1 side utility outlet powered by a 10' plug-in cord; 2 velcro wire managers and metal power port shroud. PortPort lid is Silver Metallic.

PowerPort 6 - USB-A, USB-C & RJ45	PORT6	406	8	4	-	-	-
--------------------------------------	-------	-----	---	---	---	---	---



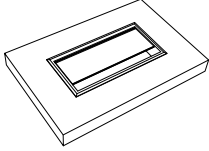
Top View



Port Includes: 2 accessible power outlets & 1 side utility outlet 1 USB-A, 1 USB-C charging ports all powered by a 10' plug-in power cord. Includes 2 velcro wire managers and metal PortPort shroud with 2 data plate knock outs, 1 #M02 plate insert & 2 #S01W RJ45 female input, punch down terminal output snap in jacks. 2nd data plate knock out is blank for future use. PortPort lid is Silver Metallic.

POWERPORTS

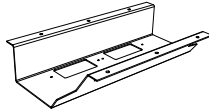
Description	Model	Price	W	D	H	Shipping Weight	Cubic Feet
Port - no Powerbar	Port0	137	8	4	-	-	-



Port Includes: Port lid & Shroud only.

ORDERING NOTE: Velcro wire managers not included, see below for pricing. Port lid is Silver Metallic.

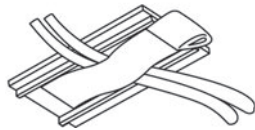
PowerPort Shroud with 2 Data Plate Knock-outs	SHROUD2KO	Must be requested - no upcharge	-	-	-	-	-
---	-----------	------------------------------------	---	---	---	---	---



Angled PowerPort Shroud Includes: shroud with 2 data plate knock-outs in the bottom.

ORDERING NOTE: Please refer to data plate, data and AV integration options on page XX.

Velcro Wire Manager (qty 1)	WM-4	26	2	4.5	0.5	-	-
-----------------------------	------	----	---	-----	-----	---	---



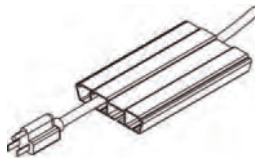
2 velcro wire managers are included with Ports 1-5.

Wire Management Trough	WM-72	182	72	3	1	-	-
------------------------	-------	-----	----	---	---	---	---



Wire Management Trough is standard in a 72" length & can be cut to specific length; double-sided tape installation.

4-Channel Wire Management	CM-72	231	72	3	1	-	-
---------------------------	-------	-----	----	---	---	---	---





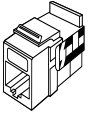
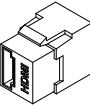
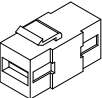
4-Channel Wire Management is standard in a 72" length & can be cut to specific length; double-sided tape installation.

Round Grommet	Round Grommet - Silver Metallic	152	-	-	-	-	-
	Round Grommet - Black	152	-	-	-	-	-




One 60mm Grommet in a standard position is available at no charge per table.

POWER/DATA

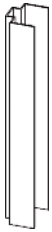
SNAP IN PORTS	Reference Code	Description	List Price
ADAPTOR PLATES			
	M02	Adaptor Plate (2) - accepts two snap in data ports	38
	M04	Adaptor Plate (4) - accepts four snap in data ports	38
	M06	Adaptor Plate (6) - accepts six snap in data ports	38
ORDERING NOTES: Blank covers are required when port is not in use, please see page 55.			
		RJ-45 - Category 6 data connection. This connector is also downwards compatible with Category 5 cabling. Connector is a female input with a #110 punch-down terminal block output (back side of Console interface) for on-site hard wire connection.	47
	S01W	RJ45-CAT6 (White)	
	S01B	RJ45-CAT6 (Blue)	
	S01R	RJ45-CAT6 (Red)	
		RJ11 - Telephone type connection. Connector is a female input with a #110 punch-down terminal block output (back side of Console interface) for on-site hard wire connection.	32
	S02W	RJ11 (White)	
	S02B	RJ11-B (Black)	
	S02G	RJ11-G (Green)	
	S02R	RJ11-R (Red)	
	S02Y	RJ11-Y (Yellow)	
	S04	HDMI - High Definition Multimedia Interface connection. Connector carries both HD audio and video data. Connector is a female-to-female pass through.	173
	S08	USB-A - Full size USB "A" style connection. Connector is a female-to-female pass through.	61

LATITUDE | POWER & CABLE MANAGEMENT

Description	Model	Price	W	D	H	Shipping Weight	Cubic Feet
	65CT36	59	30	2	-	.25	-
	65CT42	74	36	2	-	.25	-
	65CT48	91	36	2	-	.25	-
	65CT54	105	48	2	-	.5	-
	65CT60	121	48	2	-	.5	-
	65CT66	137	52	2	-	.5	-
	65CT72	152	60	2	-	.75	-
	65CT84	168	60	2	-	.75	-

NOTE: For Desk Runoffs only.

Height Adjustable Work Surface Cable Manager	65HACM	89	4	3	21.5	5	.25
--	--------	----	---	---	------	---	-----



Power, Data, Voice Module	65PDVM	226	-	-	-	-	-
---------------------------	--------	-----	---	---	---	---	---



Height Adjustable Table Programmable Display- 4 Position Memory	88HAPD	376	-	-	-	-	-
---	--------	-----	---	---	---	---	---



ORDERING PROCEDURE

To order, please specify the following:





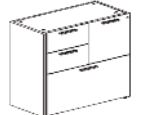
- 1) Krug product model number
- 2) Wood species and finish
- 3) Grommet location and style if applicable.

* Indicates model illustrated by line drawing

STANDARD FINISHES

For a complete list of standard wood finishes, please see page 518.

LATITUDE | PEDESTALS FOR SHELLS

Description	Model	Rift		W	D	H	Shipping Weight	Cubic Feet
		Oak	Walnut					
Pedestal Box/Box/File	65P16184F*	1378	1447	15.75	18	28.5	61	6.5
	65P16284F	1592	1671	15.75	27.5	28.5	66	9
								
Pedestal File/File	65P16184D*	1272	1335	15.75	18	28.5	61	6.5
	65P16284D	1484	1559	15.75	27.5	28.5	66	9
								
Pedestal Bookcase	65P301811*	1477	1551	30	18	28.5	104	11.5
	65P361811	1653	1735	36	18	28.5	112	13.5
								
Pedestal Lateral File	65P301801*	1695	1780	30	18	28.5	104	11.5
	65P361801	1899	1995	36	18	28.5	112	13.5
								
Pedestal 36" File/2 Box, Lateral File Combination	65P361802	1866	1960	36	18	28.5	112	13.5
	65P361804*	1866	1960	36	18	28.5	112	13.5
								

ORDERING NOTES: When specifying modular pedestals please state left, center or right. For a pedestal in the left position add L to the end of the model number, for a pedestal in the center position add C to the end of the model number and for a pedestal in the right position add R to the end of the model number.

DIMENSION KEY

W — width
D — depth
H — height of worksurface
KW— kneehole width

Dimensions are in inches and approximate.
Contact Customer Service if dimensions are critical.

CODE DESCRIPTION

4 - full height pedestal
D - 2 file drawers
F - 2 box, 1 file drawer
11 - closed bookcase
01 - lateral file
02 - 2 box on right, 1 file drawer left, lateral file
04 - 1 file drawer right, 2 box on left, lateral file
L - left hand position
R - right hand position
C - center position

VENEER

Latitude is available in Quarter Cut Walnut and Rift Cut Oak veneers, and each is priced in this price guide. Maple and Cherry are also available; for Flat Cut Maple or Cherry veneer, use Column 1 pricing; for Quarter Cut Maple or Cherry, use Column 2 pricing. Other veneers are also available on Latitude, please contact us for a quote.

LATITUDE | BOOKCASES

Description	Model	Rift		W	D	H	Shipping Weight	Cubic Feet
		Oak	Walnut					
2 Hi Open Bookcase	65BC301629	1715	1801	30	16	29	48	10
	65BC361629	1761	1852	36	16	29	56	12



3 Hi Bookcase, Open	65BC361643	2085	2190	36	16	42.75	72	21.75
---------------------	------------	------	------	----	----	-------	----	-------



4 Hi Bookcase, Open	65BC301656	2122	2229	30	16	56	64	18
	65BC361656	2170	2280	36	16	56	120	20.75



5 Hi Bookcase, Open	65BC301670	2301	2415	30	16	69.5	100	22.5
	65BC361670	2347	2464	36	16	69.5	112	27



6 Hi Bookcase, Open	65BC301683	2699	2835	30	16	83	163	28.25
	65BC361683	2765	2904	36	16	83	178	33



ORDERING NOTES:

Bookcases must be fastened to the wall. Hardware is not supplied.

ORDERING PROCEDURE

To order, please specify the following:

- 1) Krug product model number
- 2) Wood species and finish
- 3) Grommet location and style if applicable.

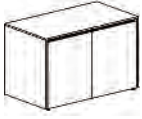
* Indicates model illustrated by line drawing

STANDARD FINISHES

For a complete list of standard wood finishes, please see page 518.

LATITUDE | STORAGE

Description	Model	Rift		W	D	H	Shipping Weight	Cubic Feet
		Oak	Walnut					
1.5 Hi Storage, Closed Bookcase	65ST30242311	2149	2255	30	24	23	96	11
	65ST36242311	2318	2433	36	24	23	98	13



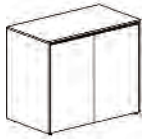
1.5 Hi Storage, Box/Lateral File	65ST30242316	2510	2636	30	24	23	159	11
	65ST36242316*	2684	2820	36	24	23	165	13



1.5 Hi Storage, Open	65ST30242317	1927	2024	30	24	23	100	11
	65ST36242317	2084	2189	36	24	23	112	13



2 Hi Storage Unit Closed Bookcase	65ST36202911	2231	2341	36	20	29	163	13.75
	65ST36242911	2417	2538	36	24	29	175	16.25



2 Hi Storage Unit Lateral File	65ST30202901	2605	2736	30	20	29	112	11.5
	65ST30242901	2733	2869	30	24	29	116	13.75
	65ST36202901*	2940	3087	36	20	29	116	13.75
	65ST36242901	2982	3131	36	24	29	120	16.75



3 Hi Storage, Lateral Files	65ST36204301	3921	4117	36	20	42.75	175	19.75
	65ST36244301	4176	4385	36	24	42.75	187	23.5



DIMENSION KEY

W – width
D – depth
H – height of worksurface
KW – kneehole width

Dimensions are in inches and approximate. Contact Customer Service if dimensions are critical.

CODE DESCRIPTION

11 - closed bookcase
16 - box, lateral file
01 - lateral file

VENEER

Latitude is available in Quarter Cut Walnut and Rift Cut Oak veneers, and each is priced in this price guide. Maple and Cherry are also available: for Flat Cut Maple or Cherry veneer, use Column 1 pricing; for Quarter Cut Maple or Cherry, use Column 2 pricing. Other veneers are also available on Latitude, please contact us for a quote.

LATITUDE | STORAGE

Description	Model	Rift		W	D	H	Shipping Weight	Cubic Feet
		Oak	Walnut					
4 Hi Storage, Lateral Files	65ST30205601	3418	3589	30	20	56	151	21.75
	65ST36205601	3845	4037	36	20	56	176	25.75
	65ST36245601	4088	4292	36	24	56	196	30.75



5 Hi 19" Storage Closed Shelves	65ST19247011L	3321	3487	19	24	69.5	132	20
	65ST19247011R	3321	3487	19	24	69.5	132	20



5 Hi 19" Storage, 2 File, 3 Open Shelves	65ST19247090	3360	3530	19	24	69.5	132	20
--	--------------	------	------	----	----	------	-----	----



5 Hi 19" Storage, 2 File, 3 Closed Shelves	65ST19247091L	3604	3785	19	24	69.5	132	21.75
	65ST19247091R	3604	3785	19	24	69.5	132	21.75



ORDERING PROCEDURE

To order, please specify the following:

- 1) Krug product model number
- 2) Wood species and finish
- 3) Grommet location and style if applicable.

* Indicates model illustrated by line drawing

CODE DESCRIPTION

- L - left hand position
- R - right hand position
- 01 - lateral file

STANDARD FINISHES

For a complete list of standard wood finishes, please see page 518.

PALETTE FINISH

Storage full fronts are available in Palette finish.

Door fronts only at no upcharge. Drawer fronts or combination Drawer/Door fronts at **\$357 list** per unit.

Add a "P" to the end of the model number and include color selection. See Page 518 for standard colors.

LATITUDE | STORAGE

Description	Model	Rift		W	D	H	Shipping Weight	Cubic Feet
		Oak	Walnut					
5 Hi Storage, 2 Lateral File, 3 Open Shelves	65ST36207003	4192	4401	36	20	69.5	180	33.5
	65ST36247003	4239	4454	36	24	69.5	188	39.75



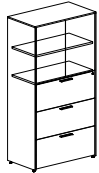
5 Hi Storage, 2 Lateral File, 3 Closed Shelves	65ST30247004	4042	4245	30	24	69.5	240	31.25
	65ST36207004	4678	4912	36	20	69.5	192	33.5
	65ST36247004	4733	4970	36	24	69.5	200	39.75



5 Hi Storage, 2 Closed, 3 Open Shelves	65ST36207013	3353	3520	36	20	69.5	192	33.5
	65ST36247013	3390	3561	36	24	69.5	200	39.75



5 Hi Storage, 3 Lateral file, 2 Closed Shelves	65ST36247008	4817	5059	36	24	69.5	192	39.75
--	--------------	------	------	----	----	------	-----	-------



DIMENSION KEY

W – width
 D – depth
 H – height of worksurface
 KW – kneehole width

Dimensions are in inches and approximate.
 Contact Customer Service if dimensions are critical.

VENEER

Latitude is available in Quarter Cut Walnut and Rift Cut Oak veneers, and each is priced in this price guide. Maple and Cherry are also available: for Flat Cut Maple or Cherry veneer, use Column 1 pricing; for Quarter Cut Maple or Cherry, use Column 2 pricing. Other veneers are also available on Latitude, please contact us for a quote.

CASEGOODS | USA | 571

LATITUDE | STORAGE

Description	Model	Rift		W	D	H	Shipping Weight	Cubic Feet
		Oak	Walnut					
6 Hi Storage, Closed Shelves	65ST19248311L	3626	3809	19	24	83	160	26
	65ST19248311R	3626	3809	19	24	83	160	26



6 Hi Storage, 2 File, 4 Open Shelves	65ST19248390	3664	3847	19	24	83	160	26
--------------------------------------	--------------	------	------	----	----	----	-----	----



6 Hi Storage, 2 File, 4 Closed Shelves	65ST19248391L	3920	4116	19	24	83	160	26
	65ST19248391R	3920	4116	19	24	83	160	26



6 Hi Storage, 2 Lateral File, 4 Open Shelves	65ST36208303	4287	4500	36	20	83	216	40
	65ST36248303	4355	4573	36	24	83	224	47.5



ORDERING PROCEDURE

To order, please specify the following:

- 1) Krug product model number
- 2) Wood species and finish
- 3) Grommet location and style if applicable.

* Indicates model illustrated by line drawing

CODE DESCRIPTION

- L - left hand position
- R - right hand position

STANDARD FINISHES

For a complete list of standard wood finishes, please see page 518.

LOCKS

Locks are available for an upcharge of **\$152 list**

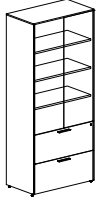
PALETTE FINISH

Storage full fronts are available in Palette finish. Door fronts only at no upcharge. Drawer fronts or combination Drawer/Door fronts at **\$357 list** per unit.

Add a "P" to the end of the model number and include color selection. See Page 518 for standard colors.

LATITUDE | STORAGE & WARDROBES

Description	Model	Rift		W	D	H	Shipping Weight	Cubic Feet
		Oak	Walnut					
6 Hi Storage, 2 Lateral File, 4 Closed Shelves	65ST30248304	4268	4483	30	24	83	279	37.5
	65ST36208304	4706	4942	36	20	83	220	40
	65ST36248304	4758	4996	36	24	83	228	47.5



6 Hi Storage, 2 Closed, 4 Open Shelves	65ST36208313	3507	3682	36	20	83	200	40
	65ST36248313	3547	3727	36	24	83	208	40



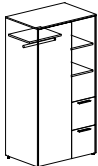
6 Hi Storage, 3 Lateral File, 3 Closed Shelves	65ST36248308	4998	5247	36	20	83	220	40
--	--------------	------	------	----	----	----	-----	----



5 Hi Wardrobe	65WR19247002L	2756	2893	19	24	69.5	172	20
	65WR19247002R	2756	2893	19	24	69.5	172	20



5 Hi Wardrobe, 2 Files 3 Closed Shelves with Wood Door	65WR24247014	4093	4297	24	24	69.5	260	25.25
	65WR24247015	4093	4297	24	24	69.5	260	25.25
	65WR30247014	4437	4659	30	24	69.5	266	31.25
	65WR30247015*	4437	4659	30	24	69.5	266	31.25
	65WR36247014	4580	4810	36	24	69.5	272	39.75
	65WR36247015	4580	4810	36	24	69.5	272	39.75



ORDERING NOTES: Center hinged storage units require 2 locks.

DIMENSION KEY

W — width
D — depth
H — height of worksurface
KW— kneehole width

Dimensions are in inches and approximate.
Contact Customer Service if dimensions are critical.

CODE DESCRIPTION






L - left hand position
R - right hand position
14 - left closed shelves, 2 file drawers & right closed wardrobe. Hinged center.
15 - right closed shelves, 2 file drawers & left closed wardrobe. Hinged center.

VENEER

Latitude is available in Quarter Cut Walnut and Rift Cut Oak veneers, and each is priced in this price guide. Maple and Cherry are also available: for Flat Cut Maple or Cherry veneer, use Column 1 pricing; for Quarter Cut Maple or Cherry, use Column 2 pricing. Other veneers are also available on Latitude, please contact us for a quote.

CASEGOODS | USA | 573

LATITUDE | WARDROBES

Description	Model	Rift		W	D	H	Shipping Weight	Cubic Feet
		Oak	Walnut					
5 Hi Wardrobe with Closed Shelves 	65WR30247001	3160	3319	30	24	69.5	240	31.25
	65WR30247003*	3160	3319	30	24	69.5	240	31.25
	65WR36247001	3514	3688	36	24	69.5	164	39.75
	65WR36247003	3514	3688	36	24	69.5	164	39.75
5 Hi Full Width Wardrobe 	65WR36247002	2936	3083	36	24	69.5	135	39.75
6 Hi Wardrobe 	65WR19248302L	2921	3068	19	24	83	172	23.75
	65WR19248302R	2921	3068					
6 Hi Wardrobe with Closed Shelves 	65WR30248301*	4407	4630	30	24	83	286	37.5
	65WR30248303	4407	4630	30	24	83	286	37.5
	65WR36248301	4677	4911	36	24	83	272	44.5
	65WR36248303	4677	4911	36	24	83	272	44.5
6 Hi Wardrobe, 2 Files 4 Closed Shelves with Wood Door 	65WR24248314	4474	4697	24	24	83	280	35
	65WR24248315	4474	4697	24	24	83	280	35
	65WR30248314	4603	4834	30	24	83	286	37.5
	65WR30248315*	4603	4834	30	24	83	286	37.5
	65WR36248314	4741	4979	36	24	83	292	44.5
	65WR36248315	4741	4979	36	24	83	292	44.5

ORDERING NOTES: Center hinged storage units require 2 locks.

ORDERING PROCEDURE

To order, please specify the following:

- 1) Krug product model number
- 2) Wood species and finish
- 3) Grommet location and style if applicable.

* Indicates model illustrated by line drawing

CODE DESCRIPTION

- 01 - left shelves, right wardrobe
- 03 - right shelves, left wardrobe
- 14 - left closed shelves, 2 file drawers & right closed wardrobe. Hinged center.
- 15 - right closed shelves, 2 file drawers & left closed wardrobe. Hinged center.



STANDARD FINISHES

For a complete list of standard wood finishes, please see page 518.

LOCKS

Locks are available on all wood doors at **\$152 list** per lock. 24", 30" & 36" wardrobes require 2 locks.

LATITUDE | MODULAR COMPONENTS - TOPS

Description	Model	Rift		W	D	H	Shipping Weight	Cubic Feet
		Oak	Walnut					
	650536	1482	1557	36	36	1.13	50	5.75
	650542	1728	1815	42	42	1.13	62	7.5
	650548	1886	1981	48	48	1.13	80	9.5
	650554	2051	2152	54	54	1.13	98	11.5
<hr/>								
	65TP3624	751	786	35.75	24	1.13	47	3
	65TP3630	844	887	35.75	30	1.13	57	3.75
	65TP3636	1014	1064	35.75	36	1.13	57	3.75
	65TP4224	789	829	41.75	24	1.13	47	3
	65TP4230	883	928	41.75	30	1.13	57	3.75
	65TP4236	1061	1113	41.75	36	1.13	57	3.75
	65TP4824	827	869	47.75	24	1.13	47	3
	65TP4830	928	974	47.75	30	1.13	57	3.75
	65TP4836	1114	1169	47.75	36	1.13	57	3.75
	65TP5424	869	913	53.75	24	1.13	47	3
	65TP5430	983	1033	53.75	30	1.13	57	3.75
	65TP5436	1180	1240	53.75	36	1.13	57	3.75
	65TP6020	889	933	59.75	20	1.13	40	3.25
	65TP6024	952	997	59.75	24	1.13	47	3.75
	65TP6030	1038	1090	59.75	30	1.13	57	4.5
	65TP6036	1246	1309	59.75	36	1.13	57	3.75
	65TP6620	1131	1187	65.75	20	1.13	43	3.5
	65TP6624	1169	1227	65.75	24	1.13	50	4
	65TP6630	1210	1271	65.75	30	1.13	64	4.75
	65TP6636	1372	1440	65.75	36	1.13	77	5.5
	65TP7220	1290	1356	71.75	20	1.13	44	3.75
	65TP7224	1335	1402	71.75	24	1.13	55	4.25
	65TP7230	1373	1441	71.75	30	1.13	65	5.25
	65TP7236	1494	1568	71.75	36	1.13	84	6
	65TP7820	1412	1482	77.75	20	1.13	46	4
	65TP7824	1453	1527	77.75	24	1.13	58	4.75
	65TP7830	1497	1570	77.75	30	1.13	75	5.5
	65TP7836	1798	1887	77.75	36	1.13	91	6.5
	65TP8420	1483	1558	83.75	20	1.13	53.5	4.25
	65TP8424	1524	1598	83.75	24	1.13	62.5	5
	65TP8430	1567	1645	83.75	30	1.13	76	6
	65TP8436	1882	1976	83.75	36	1.13	76	5
	65TP9024	1632	1714	89.75	24	1.13	47	3
65TP9030	1683	1767	89.75	30	1.13	57	3.75	
65TP9036	2017	2117	89.75	36	1.13	57	3.75	
65TP9620	1704	1790	95.75	20	1.13	60	5	
65TP9624	1751	1839	95.75	24	1.13	75	5.75	
65TP9630	1803	1893	95.75	30	1.13	85.5	6.75	
65TP9636	2163	2269	95.75	36	1.13	85.5	7	

DIMENSION KEY


W — width
D — depth
H — height of worksurface
KW— kneehole width

Dimensions are in inches and approximate.
Contact Customer Service if dimensions are critical.

VENEER

Latitude is available in Quarter Cut Walnut and Rift Cut Oak veneers, and each is priced in this price guide. Maple and Cherry are also available: for Flat Cut Maple or Cherry veneer, use Column 1 pricing; for Quarter Cut Maple or Cherry, use Column 2 pricing. Other veneers are also available on Latitude, please contact us for a quote.

LATITUDE | MODULAR COMPONENTS - TOPS

Description	Model	Rift		W	D	H	Shipping Weight	Cubic Feet
		Oak	Walnut					
Modular Return	65TPR3624L	751	786	35.75	24	1.13	43	2.75
Tops	65TPR3624R	751	786	35.75	24	1.13	43	2.75
	65TPR3630L	844	887	35.75	30	1.13	43	2.75
	65TPR3630R	844	887	35.75	30	1.13	43	2.75
	65TPR3636L	1014	1064	35.75	36	1.13	43	2.75
	65TPR3636R	1014	1064	35.75	36	1.13	43	2.75
	65TPR4220L	689	723	41.75	20	1.13	28	1.75
	65TPR4220R	689	723	41.75	20	1.13	28	1.75
	65TPR4224L	789	829	41.75	24	1.13	33	2.25
	65TPR4224R	789	829	41.75	24	1.13	33	2.25
	65TPR4230L	883	928	41.75	30	1.13	43	2.75
	65TPR4230R	883	928	41.75	30	1.13	43	2.75
	65TPR4236L	1061	1113	41.75	36	1.13	43	2.75
	65TPR4236R	1061	1113	41.75	36	1.13	43	2.75
	65TPR4820L	714	749	47.75	20	1.13	31	2
	65TPR4820R	714	749	47.75	20	1.13	31	2
	65TPR4824L	827	869	47.75	24	1.13	36	2.5
	65TPR4824R	827	869	47.75	24	1.13	36	2.5
	65TPR4830L	928	974	47.75	30	1.13	43	2.75
	65TPR4830R	928	974	47.75	30	1.13	43	2.75
	65TPR4836L	1114	1169	47.75	36	1.13	43	2.75
	65TPR4836R	1114	1169	47.75	36	1.13	43	2.75
	65TPR5424L	869	913	53.75	24	1.13	43	2.75
	65TPR5424R	869	913	53.75	24	1.13	43	2.75
	65TPR5430L	983	1033	53.75	30	1.13	43	2.75
	65TPR5430R	983	1033	53.75	30	1.13	43	2.75
	65TPR5436L	1180	1240	53.75	36	1.13	43	2.75
	65TPR5436R	1180	1240	53.75	36	1.13	43	2.75
	65TPR6024L	952	997	59.75	24	1.13	47	3
	65TPR6024R	952	997	59.75	24	1.13	47	3
	65TPR6030L	1038	1090	59.75	30	1.13	47	3
	65TPR6030R	1038	1090	59.75	30	1.13	47	3
	65TPR6036L	1246	1309	59.75	36	1.13	47	3
	65TPR6036R	1246	1309	59.75	36	1.13	47	3
	65TPR6624L	1169	1227	65.75	24	1.13	50	3.25
	65TPR6624R	1169	1227	65.75	24	1.13	50	3.25
	65TPR6630L	1210	1271	65.75	30	1.13	50	3.25
	65TPR6630R	1210	1271	65.75	30	1.13	50	3.25
	65TPR6636L	1372	1440	65.75	36	1.13	50	3.25
	65TPR6636R	1372	1440	65.75	36	1.13	50	3.25
	65TPR7224L	1335	1402	71.75	24	1.13	55	3.5
	65TPR7224R	1335	1402	71.75	24	1.13	55	3.5
	65TPR7230L	1373	1441	71.75	30	1.13	55	3.5
	65TPR7230R	1373	1441	71.75	30	1.13	55	3.5
	65TPR7236L	1494	1568	71.75	36	1.13	55	3.5
	65TPR7236R	1494	1568	71.75	36	1.13	55	3.5
	65TPR8424L	1524	1598	83.75	24	1.13	65.5	4.25
	65TPR8424R	1524	1598	83.75	24	1.13	65.5	4.25
	65TPR8430L	1567	1645	83.75	30	1.13	65.5	4.25
	65TPR8430R	1567	1645	83.75	30	1.13	65.5	4.25
	65TPR8436L	1882	1976	83.75	36	1.13	65.5	4.25
	65TPR8436R	1882	1976	83.75	36	1.13	65.5	4.25

ORDERING PROCEDURE

To order, please specify the following:

- 1) Krug product model number
- 2) Wood species and finish
- 3) Grommet location and style if applicable.

* Indicates model illustrated by line drawing








CODE DESCRIPTION

- L - left hand position
- R - right hand position

STANDARD FINISHES

For a complete list of standard wood finishes, please see page 518.

LATITUDE | MODULAR COMPONENTS - SUPPORT

Description	Model	Rift		W	D	H	Shipping Weight	Cubic Feet
		Oak	Walnut					
Half Gable, Desk Height, used with Modesty Panel 	65HG0829	369	388	8	1.12	29	4	1.5
	65HG1229	408	429	12	1.12	29	4	1.5
	Without modesty panel 65HG1029NMP	527	553	10	1.12	29	4	1.5
L Support 	65LB2029L	703	739	17	20	29.5	55	2
	65LB2029R	703	739	17	20	29.5	55	2
	65LB2429L	744	782	17	24	29.5	60	3
	65LB2429R	744	782	17	24	29.5	60	3
	65LB3029L	789	829	17	30	29.5	70	3.5
	65LB3029R	789	829	17	30	29.5	70	3.5
	65LB3629L	833	873	17	36	29.5	76	4
	65LB3629R	833	873	17	36	29.5	76	4
Wood Modesty Panel 	65MP60X41	670	703	28	0.75	28.5	22	1.5
	65MP66X41	708	744	34	0.75	28.5	26	4.5
	65MP72X41	791	832	40	0.75	28.5	30	5
	65MP78X41	910	956	46	0.75	28.5	30	5
	65MP84X41	1185	1245	52	0.75	28.5	28.5	3.25
	65MP90X41	1222	1283	58	0.75	28.5	29	3.75
	65MP96X41	1258	1320	64	0.75	28.5	32	4
	Pedestal with Finished Back 	65PFB16204D*	1538	1615	15.75	20	28.5	59
65PFB16204F		1747	1834	15.75	20	28.5	61	6.5
65PFB16244D		1648	1732	15.75	24	28.5	70	6.5
65PFB16244F		1872	1967	15.75	24	28.5	72	6.5
65PFB16304D		1988	2087	15.75	30	28.5	78	9.5
65PFB16304F		1988	2087	15.75	30	28.5	83	9.5
Pedestal with Finished Back, 2 Lateral File 		65PFB30202801*	2023	2122	29.75	20	28	187
	65PFB30242801	2070	2173	29.75	24	28	190	13.5
	65PFB36202801	2160	2266	35.75	20	28	187	11.25
	65PFB36242801	2197	2308	35.75	24	28	190	13.5
	Pedestal with Finished Back Closed Bookcase 	65PFB30202811*	1780	1870	29.75	20	28	172
65PFB30242811		1841	1935	29.75	24	28	174	13.5
65PFB36202811		1887	1984	35.75	20	28	172	11.25
65PFB36242811		1901	1997	35.75	24	28	174	13.5
Combination Pedestal with Finished Back 		65PFB36202802	2377	2495	29.75	20	28	178
	65PFB36242802	2419	2541	29.75	24	28	178	13.5
	65PFB36202804*	2377	2495	35.75	20	28	162	11.25
	65PFB36242804	2419	2541	35.75	24	28	162	13.5

ORDERING NOTES: When specifying modular pedestals please state left, center or right. For a pedestal in the left position add L to the end of the model number, for a pedestal in the center position add C to the end of the model number and for a pedestal in the right position add R to the end of the model number. ie. 65PFB36202811L

DIMENSION KEY

W — width
D — depth
H — height of worksurface
KW— kneehole width

Dimensions are in inches and approximate. Contact Customer Service if dimensions are critical.







CODE DESCRIPTION

L - left hand position
R - right hand position
4 - full height pedestal
C - center position
01 - lateral file
11 - closed bookcase
02 - 2 box on right, 1 file drawer left, lateral file
04 - 1 file drawer right, 2 box on left, lateral file

VENEER

Latitude is available in Quarter Cut Walnut and Rift Cut Oak veneers, and each is priced in this price guide. Maple and Cherry are also available: for Flat Cut Maple or Cherry veneer, use Column 1 pricing; for Quarter Cut Maple or Cherry, use Column 2 pricing. Other veneers are also available on Latitude, please contact us for a quote.

LATITUDE | MODULAR COMPONENTS - 3/4 HEIGHT SUPPORT

Description	Model	Rift		W	D	H	Shipping Weight	Cubic Feet
		Oak	Walnut					
 L Support 3/4 Height	65LB2023L	636	667	16	20	23	55	2
	65LB2023R	636	667	16	20	23	55	2
	65LB2423L	696	731	16	24	23	60	3
	65LB2423R	696	731	16	24	23	60	3
	65LB3023L	603	634	16	30	23	70	3.5
	65LB3023R	603	634	16	30	23	70	3.5
	65LB3623L	640	670	16	36	23	76	4
	65LB3623R	640	670	16	36	23	76	4
 Wood Modesty Panel 3/4 Height	65MP60	656	689	60	1.16	23	22	1.5
	65MP66	695	730	66	1.16	23	26	4.5
	65MP72	778	815	72	1.16	23	30	5
	65MP78	892	935	78	1.16	23	30	5
	65MP84	1163	1221	84	1.16	23	28.5	3.25
	65MP90	1197	1256	90	1.16	23	29	3.75
	65MP96	1232	1295	96	1.16	23	32	4
	 3/4 Height Pedestals Finished Back Box/ Lateral File	65PFB24242316	2657	2789	24	24	23	148
65PFB30202316		2740	2877	30	20	23	154	9.25
65PFB30242316		2829	2970	30	24	23	185	11
65PFB36202316		2844	2985	36	20	23	185	11
65PFB36242316		2934	3080	36	24	23	222	13
 3/4 Height Pedestals Finished Back Open/ Lateral File	65PFB24202315	2577	2705	24	20	23	136	7
	65PFB24242315	2657	2789	24	24	23	142	9
	65PFB30202315	2740	2877	30	20	23	148	9.25
	65PFB30242315	2829	2970	30	24	23	179	11
	65PFB36202315	2844	2985	36	20	23	179	11
	65PFB36242315	2934	3080	36	24	23	216	13
 3/4 Height Pedestals Finished Back Bookcase	65PFB24202311	1558	1638	24	20	23	142	7
	65PFB24242311	1603	1683	24	24	23	146	9
	65PFB30202311	1673	1758	30	20	23	152	9.25
	65PFB30242311	1691	1776	30	24	23	183	11
	65PFB36202311	1728	1815	36	20	23	183	11
	65PFB36242311	1780	1870	36	24	23	219	13
 3/4 Height Pedestals Finished Back Open/ Bookcase	65PFB24202318	1558	1638	24	20	23	133	7
	65PFB24242318	1603	1683	24	24	23	139	9
	65PFB30202318	1673	1758	30	20	23	145	9.25
	65PFB30242318	1691	1776	30	24	23	176	11
	65PFB36202318	1728	1815	36	20	23	176	11
	65PFB36242318	1780	1870	36	24	23	213	13

ORDERING NOTES: When specifying modular pedestals please state left, center or right. For a pedestal in the left position add L to the end of the model number, for a pedestal in the center position add C to the end of the model number and for a pedestal in the right position add R to the end of the model number. ie. 65PFB36202811L

ORDERING PROCEDURE

To order, please specify the following:

- 1) Krug product model number
- 2) Wood species and finish
- 3) Grommet location and style if applicable.

* Indicates model illustrated by line drawing

CODE DESCRIPTION

- L - left hand position
- R - right hand position
- C - center position
- 16 - box, lateral file
- 15 - top open, lateral file
- 11 - closed bookcase
- 18 - top open, closed bookcase


STANDARD FINISHES

For a complete list of standard wood finishes, please see page 518.


PALETTE FINISH

Storage unit door fronts are available in Palette finish at no upcharge. Drawer fronts are also available in Palette at an upcharge of **\$357 list** per unit, add P at the end of the model number. See page 518 for color selection.

LATITUDE | MODULAR COMPONENTS - BASES


Description	Model	Rift			W	D	H	Shipping Weight	Cubic Feet
		Oak	Walnut						
3/4 Height Pedestals w/ Finished Back Open Bookcase 	65PFB24202317	1495	1569		24	20	23	128	7
	65PFB24242317	1538	1615		24	24	23	130	9
	65PFB30202317	1609	1688		30	20	23	136	9.25
	65PFB30242317	1623	1705		30	24	23	167	11
	65PFB36202317	1660	1743		36	20	23	167	11
	65PFB36242317	1709	1795		36	24	23	204	13

ORDERING NOTES: When specifying modular pedestals please state left, center or right. For a pedestal in the left position add L to the end of the model number, for a pedestal in the center position add C to the end of the model number and for a pedestal in the right position add R to the end of the model number. ie. 65PFB36202811L

Description	Model	Rift			W	D	H	Shipping Weight	Cubic Feet
		Oak	Walnut						
Disc Base 	65141828		313		18D	-	28	25	7.5
	65142428		334		\$&D	-	28	11.5	11.5
	65142828		483		\$*D	-	28	40	14.5

Description	Model	Rift			W	D	H	Shipping Weight	Cubic Feet
		Oak	Walnut						
Square Plate Base 	65SQ1828		362		18	18	28	25	7.5
	65SQ2428		424		24	24	28	35	11.5

Description	Model	Rift			W	D	H	Shipping Weight	Cubic Feet
		Oak	Walnut						
Drum Base 	65101829		805		18	18	28.5	97	7
	65101829WMD		1146	1203	#*	#*	28.5	97	7
	65102429		1245	1307	\$&	\$&	28.5	#&"	12
	65102429WMD		1922	2018	24	24	28.5	#&"	12

Description	Model	Rift			W	D	H	Shipping Weight	Cubic Feet
		Oak	Walnut						
Mobile Pedestal 	65MP161927F	1433	1505		15.75	19.75	28	61	7
	65MP161927D	1487	1562		15.75	19.75	28	61	7
	65MP162827F	1717	1803		15.75	28.5	28) (8
	65MP162827D	1797	1886		15.75	28.5	28) (*

DIMENSION KEY

W — width
D — depth
H — height of worksurface
KW — kneehole width

Dimensions are in inches and approximate.
Contact Customer Service if dimensions are critical.

STANDARD FINISHES

For a complete list of standard wood finishes, please see page 518.

GROMMETS

One grommet in a standard position is optional at no charge. See page 518 for more information.

Terms and Conditions

Net 30 days on approved credit. A late payment charge of 1% per month will be applied on overdue invoices. This charge will be pro-rated to the number of days past 30 days that the invoice is overdue. All applicable sales taxes are extra. Distribution of this price list does not in itself constitute an offer to sell. Orders can be received only from authorized Krug dealers. Acceptance of any order and terms of sale may be established at the discretion of Krug. Deposits are required on orders received from new accounts as well as on large or special orders. Krug reserves the right to discontinue designs, or to change designs, construction, prices, or materials without notice.

Contact Information

Phone: 1.888.578.KRUG (5784) | Fax: 1.519.748.5177
Purchase Order Fax: 1.888.236.4783
Purchase Order E-mail: orders@krug.ca
Web: www.krug.ca E-mail: solutions@krug.ca

Customer Service Hours

Please note customer service hours are:
8:30 am to 5:00 pm est

Customer Satisfaction

It is the primary goal of Krug and our staff to ensure the complete satisfaction of our customers with our products and performance. If a problem arises with a Krug product after the expiration of the limited warranty period, Krug will exercise its best efforts to achieve the satisfaction of the customer in a manner that is fair to all concerned.

Order Acknowledgments

Each order will be acknowledged via e-mail or fax. This acknowledgment is the final agreement between Krug and the customer, superseding all previous communications regarding the purchase order. Where there is a discrepancy on a purchase order between a product code and a description, Krug will make every effort to resolve the discrepancy, but will be ruled by the product code ordered. Please check all acknowledgments for accuracy, and advise Krug of any discrepancies with a purchase order.

Order Cancellation

Krug reserves the right to not accept or allow cancellation of orders. All products are manufactured on a custom-made, make-to-order basis, and the purchasing, engineering and production of orders begins shortly after order placement - and the customer purchase order is a contract that authorizes Krug to manufacture the products. Acceptance of order cancellation (or partial cancellation) is solely at the discretion of Krug, and is dependent on the extent to which engineering, purchasing and manufacturing has been initiated by the time cancellation is requested. No order cancellations (partial or otherwise) are allowable more than 4 weeks from date of order placement (as order production is unable to be terminated by that point), and full payment of the acknowledged order value is required for any orders cancelled after 4 weeks. Cancellations may be allowable in less than 4 weeks after order placement, depending on the extent to which manufacturing has been initiated. An acceptance of order cancellation requires that the purchaser agrees to make payment for all costs incurred to the point of acceptance of cancellation. Cancellation charges include all costs for purchase of dedicated material and components, engineering costs for non-standard products, and all costs for manufacturing completed to that point, as well as a \$350 net charge for processing of the original order and for processing of cancellation invoicing.

Pricing

Krug endeavors to ensure that all prices in this price list reflect accurately our current prices. However, errors do occur and will be rectified through notices to the field. Krug reserves the right to acknowledge pricing that may be different from the price list.

Warranty

Krug warrants the construction and the finish of all our products to be free from defects in materials and workmanship for a period of 10 years from the date of purchase. This warranty is applicable to products in use by their original purchaser. This warranty does not apply to components not manufactured by Krug including textiles, which are subject to the specific warranties of those manufacturers,

if any. Textiles (fabric, leather, vinyl, or any other covering material) suppliers do not guarantee their products for durability and color fastness, and nor does Krug. Casters, mechanical and electrical components have a warranty of five years from the date of purchase. The Krug warranty does not apply to COM-specified materials, damage caused by a carrier other than Krug, or variation in wood finishes due to natural wood color variation. Krug cannot be held responsible for variations in fabric dye lots from order to order. All fabric is carefully inspected when it is received, but a degree of variation in color should be expected. Repairs or replacement of any defect covered under this warranty by Krug will be made, at our option and method, at no charge to the original purchaser during the warranty period. Krug's judgement is final and binding with respect to the nature or cause of defects or damage, and the necessity or manner of repair or replacement.

This warranty does not apply to defects or damage resulting from:

- normal wear and tear occurring with the use of the product
- negligence, misuse, excessive use, alteration, improper cleaning or repair
- substitution or use of incorrect or unauthorized components or material
- handling or installation that is incorrect, or that causes damage or defect
- damage incurred by a freight carrier other than Krug
- wearing of finishes and fabrics, and normal variations in material (including dye lot variations)
- properties of natural materials, including wood and leather
- exposure to environments with uncontrolled temperature and humidity (products must be transported, stored and used in climate-controlled conditions)

Note, specific warranties for components and materials not manufactured by Krug:

Height Adjustable Mechanism Warranty

Krug warrants to the original consumer purchaser its Height Adjustable Mechanism that it will be free from defects in material and workmanship. This limited warranty covers material and manufacturing defects, which cause a non-conformance in the function of a table base and is limited to the following products and warranty term determined from their dates of purchase:

- a) Electronic components such as control boxes, hand switches and motors – two (2) years
- b) Mechanical components such as crank drives, spindles – five (5) years
- c) Structural components such as J-channels, feet and top supports – ten (10) years

The start of the warranty period is the documented date of your purchase of the product. The warranty herein is made to and for the benefit of the original consumer purchaser of the product and is non-transferable. If you discover a defect in material or workmanship during the warranty period, and Krug agrees that the defect exists, Krug will, at its option, repair or replace the Product at no charge to you, provided it is returned during the warranty period. In the unlikely event that your product should require repair or replacement during the warranty period, please contact Krug to obtain warranty service. The warranty period on replacement products is the remainder of the warranty on the original product or 30 days, whichever is longer.

Testing

All Krug Conference products meet or exceed the testing requirements of ANSI/BIFMA X5.5-2014 or X5.9-2012.



Dimensions

Dimensions are in inches and approximate, and subject to change without notice. Contact Customer Service if dimensions are critical.

Installation Support

For assistance please contact Technical Support at 1-888-578-5784 x216 or e-mail installationhelp@krug.ca and you will be directed to the appropriate installation support person.

Storage Charges

Krug reserves the right to assess a nominal storage charge if a customer does not accept shipment of an order within a week of the ship date.

Export Packaging

Krug is pleased to provide the option for export packaging on all our products, to provide additional protection from damage. For shipments overseas, a quote for export packaging can be provided, based on the products to be ordered and the delivery destination - please contact Customer Service or Bids & Specification Support for more information and a quotation. KRUG is not responsible for shipment damage occurring on overseas shipments

Export Packaging is **STRONGLY RECOMMENDED** for:

- (A) all shipments outside of the lower 48 states and Canada
 - (B) all shipments that will be held in storage for an extended period prior to installation. Important: Please note that Krug will not be responsible for damage claims on product shipped or stored in the above conditions where export packaging has not been utilized.
- Please contact Customer Service for specifications or any other assistance regarding export packaging.

Freight Terms and Conditions

1. All product is shipped FOB the Krug factory. Freight is either pre-paid to the destination or not pre-paid, depending on established customer specific freight terms.
2. Docks at the selected delivery location must be equipped to handle a 53' trailer. If a dock is inadequate for delivery by Krug, Krug will re-deliver to another local location and any additional costs will be charged to the customer.
3. For all deliveries, it is understood that Krug or its agent is making a dock delivery only (equipped to handle a 53' trailer), and any further work of truck unloading, delivery beyond the dock, installation, and removal of packaging is not authorized or paid for by Krug.
4. Drop shipments to the installation site, and timed deliveries, are available on larger shipments (full truckloads or slightly less) at no additional charge. Drop shipments or timed deliveries for smaller shipments may not be available, or if available will require a surcharge. Deliveries on an after hours basis, or on weekends, or any other special requirements, may be subject to a surcharge. Location and contact information, and the requested time of delivery, is required at least one week prior to the acknowledged shipment date. If this information is not provided one week in advance, or if the location or time of the drop shipment is changed less than one week in advance, a surcharge may be applied, and/or the drop shipment may not be scheduled.
5. For all deliveries - whether to the Customer location or drop shipment - any circumstances that result in the delay of our carrier (including unsuitable receiving facilities, or facilities not open or available), service charges will be applied at the rate of \$75/hour. Where re-delivery is necessary because of these circumstances, the full cost of re-delivery will be charged. If Less Than Truck Load is delivering, one hour is allocated to unload. Any additional time required to unload after the first hour is \$75/hour. If a Truck Load is delivering the order, three hours is allocated to unload. Any additional time required to unload is \$75/hour. Direct deliveries to site for net orders are possible, must exceed \$60,000 net, and accommodate 48-53' trailers. Krug is responsible for delivery to the approved delivery address. If an address change is required, this must be authorized by Krug 5 business days prior to ship date. Any additional delivery costs incurred after this time will be charged to the customer. Additional costs for partial shipment of orders are the responsibility of the customer, and will be added to invoices. This includes any part shipment costs due to delays from textile suppliers. Additional costs for partial order shipments will normally not be assessed if there is a delay caused by Krug.

Damaged Shipments

All Krug product is well engineered, carefully inspected, and expertly loaded onto our trucks at our Distribution Center. If you receive any damaged freight, we ask that you do not refuse the shipment. Krug is not responsible for damage to goods that occurs in transit or storage. It is the purchaser and/or receiver's responsibility to examine the goods upon receipt and to notify Krug of any damages, overages or shortages. Any discrepancies should be noted on the Bill of Lading. The delivering carrier will not accept responsibility for shortages or damages if signed "clear". Notification of concealed damage claims must be made to Krug Distribution within 5 days of delivery, along with digital pictures if available. All product and

packaging must be available for inspection. Krug liability ceases after 5 business days and Krug will not be responsible for concealed damages if shipments are left unopened. Krug is not responsible for the condition of product that is stored or installed in an environment where temperature and humidity are not controlled.

Field Product Report Authorization

Krug's written authorization, in the form of an FPR number, must be obtained prior to incurring charges of any kind if Krug is expected to pay these charges. This includes authorization for returns, field repairs and replacements, post field repairs, installation and delivery charges. Krug reserves the right to have its representative inspect product related to any request for such authorizations, prior to that authorization being provided. Deductions from invoices paid for any charges to Krug, without prior written authorization in the form of an FPR, will not be accepted. Digital photographs may be required to complete the FPR process.

Care and Maintenance

Wood Finishes - Although Krug's extensive finishing process ensures a durable finish on all our products, there are several steps that can be taken to protect and prolong the life and beauty of the finish. Protect the top by placing felt pads on the bottom of any accessories and mechanical equipment. Rubber and oil will permanently mark surfaces. Use a desk pad to prevent possible damage and imprinting caused by writing instruments and sharp objects. Dust only with a clean, dry cloth, going with the grain. Clean any marks with a damp cloth, using a small quantity of mild soap or detergent. Do not use any wax-based polish, spray or silicone. Eventually, a film will build up and discolor the top. Do not place your furniture in a position of permanent exposure to direct sunlight.

Plastic Laminates - Clean plastic laminates with mild soap and warm water. Do not use steel wool, hot water, or any abrasive cleaning product.

Custom Capabilities

Over 15% of our orders involve some type of custom work, and we invite our customers to make use of our extensive capabilities. These include:

- 1) Dimensional customization of standard size products
- 2) Custom wood finishes
- 3) For larger orders, completely custom-designed products, as well as non-standard wood species can be specified.

Custom orders may require additional production lead times.

Contact Customer Service for more information.

Krug Panel Fabric Program

Tackboards can be upholstered in COM material supplied by the customer, and in a selection of stocked tackboard fabrics supplied by Momentum. The Momentum Panel fabrics are available on Krug Express. They are 100% polyester. For additional information and color selections, please refer to our Panel Fabrics card and Krug's website. www.krug.ca The Momentum panel fabrics pass ASTM-E84-87 Fire Codes. If memo samples are required please call Momentum at 1-800-366-6839.

Program Details

KrugExpress orders are ready to ship by the date acknowledged. Delivery and shipping schedules may result in actual shipping of orders at a later date. Statutory holidays and scheduled factory vacations may add to acknowledged lead times of *KrugExpress* orders. Unless otherwise specified on the order, the customer's standard method of shipping Krug products will be utilized. Available factory capacity for *KrugExpress* is filled by orders received on a "first come, first serve" basis. If the normal *KrugExpress* lead time is not available for your order because available capacity has been filled, you will be immediately advised of the earliest available ready-to-ship date. Please consult your Customer Service representative in advance if you wish to confirm the specific lead time availability for a *KrugExpress* order. Orders must be received by midnight of a given day for that day to be considered the official day the order is received. Order lead times are acknowledged from the date the order is received, but not including the date the order is received. *KrugExpress* orders must be "clean" when received in order to be considered officially received on a given day, and lead times will be acknowledged from the date orders are determined to be "clean". Changes to *KrugExpress* orders are not allowed under any circumstances. Orders for product on *KrugExpress* must clearly state: "*KrugExpress*".



Krug Textiles - Leather Program

Grade 8

Black	K13.1000	Graphite	K13.4000
Stone	K13.3000	Espresso	K13.8000
Sand	K13.5000	White	K13.9000

Please contact Customer Service for specific information on leathers, available colors and lead times.

Krug Textiles - Faux Leather Program

Grade 2

White	Taupe	Bisque	Wine	Sprig	Lagoon
Cream	Mocha	Chocolate	Garnet	Chinchilla	Pacific Blue
Parchment	Tan	Black	Rust	Steel	Navy
Sandstone	Chestnut	Earth	Citron	Grey	Plum
Vanilla		Brick			

GRADED-IN UPHOLSTERY PROGRAMS

Krug has partnered with several textile brands to grade in their offerings, designed to provide a wide range of upholstery selections for our seating products.

Upholstery pricing and availability is subject to change without notice. We grade this upholstery according to the pricing of the fabric suppliers - when their pricing changes, the Krug grade may change. When placing an order, a Krug customer must specify the complete upholstery number, along with the appropriate Krug model number and finish. Krug will supply the complete product at the prices listed. Orders specifying graded-in upholstery cannot be cancelled once the upholstery has been ordered.

Upholstery Grades

To determine the price of a product for graded-in upholstery, use the reference lists located on Krug’s website under - Products - Textiles, to view the upholstery grade (1-9). Krug is not responsible for the discontinuation of this upholstery. Please contact Customer Service for information on upholstery not listed.

When two upholstery selections are specified for use on seating, the higher grade upholstery price will apply to the order.

High Performance upholstery; Polyurethane, Vinyl or Crypton, is particularly suitable for healthcare and other intensive-use environments.

Upholstery Samples

If you require additional samples or memos for presentation, please contact fabric supplier directly.

Flammability Standards

- Tunnel Test Surface Ratings Class A rating
- Class 1 UFAC
- Passes State of California Technical Bulletin CAL 117-2013

Please contact fabric supplier directly for further flammability information pertaining to specific upholstery.

Special Conditions

Acknowledgements will give the estimated delivery date of the finished product. Some upholstery is imported, and availability may affect estimated delivery time. For large projects, please contact fabric supplier directly for availability of yardage.

TACKBOARD FABRICS

KRUG PANEL FABRIC PROGRAM

Tackboards can be upholstered in COM material supplied by the customer, and in a selection of stocked tackboard fabrics supplied by Momentum. The in-stock Momentum fabrics are priced at Grade 1 and are available on Krug Express. They are 100% polyester. For additional information and color selections, please refer to our Panel Fabrics card and Krug’s website. www.krug.ca If memo samples are required please call Momentum at 1-800-366-6839. The Momentum panel fabrics pass ASTM-E84-87 Fire Codes.

PROGRAM DETAILS

KrugExpress orders are ready to ship by the date acknowledged. Delivery and shipping schedules may result in actual shipping of orders at a later date. Statutory holidays and scheduled factory vacations may add to acknowledged lead times of KrugExpress orders. Unless otherwise specified on the order, the customer’s standard method of shipping Krug products will be utilized. Available factory capacity for KrugExpress is filled by orders received on a “first come, first serve” basis. If the normal KrugExpress lead time is not available for your order because available capacity has been filled, you will be immediately advised of the earliest available ready-to-ship date. Please consult your Customer Service representative in advance if you wish to confirm the specific lead time availability for a KrugExpress order. Orders must be received by midnight of a given day for that day to be considered the official day the order is received. Order lead times are acknowledged from the date the order is received, but not including the date the order is received. KrugExpress orders must be “clean” when received in order to be considered officially received on a given day, and lead times will be acknowledged from the date orders are determined to be “clean”. Changes to KrugExpress orders are not allowed under any

KRUGEXPRESS

circumstances. Orders for product on KrugExpress must clearly state: “KrugExpress”. *Some conditions apply. Please note PALETTE finishes are not available on KrugExpress.

CASEGOODS PROGRAM

Orders for casegood products on the KrugExpress program may be subject to quantity maximums. Please contact Krug Customer Service for more information. Quantity maximums are dependent upon available capacity, in order to insure that we ship all orders on time. Only actual casegood pieces and conference tables tops and bases are considered “units”. Items such as tasklights, tackboards, keyboard trays and drawers, electrical and wire management components, etc., are not considered under the quantity restrictions. For example, a typical office configuration that includes a desk, linking unit, credenza and hutch/overhead, equals a total of four units for the purposes of the quantity maximum. Only Krug In-stock panel fabric is available on the KrugExpress program. Only standard wood finishes are available for KrugExpress orders. Grommets can be specified in standard positions only. KrugExpress also includes all Krug seating and occasional tables as well as Krug conference products to complement this casegoods offering.

CUSTOMER'S OWN MATERIAL - C.O.M.

Customer's Own Material (COM)

COM must be received three weeks prior to the acknowledged ship date. Orders with COM not received by the required deadline will be delayed.

A description of the fabric, including supplier name, fabric name and color number must be included with the purchase order. When the COM fabric is received at Krug, it must be clearly identified with the fabric name and color, and tagged with name of the Krug customer and purchase order number. Krug will inspect all COM fabric when received to determine if it will be suitable for upholstery. Where Krug feels that the fabric or leather specified will compromise the quality or integrity of our products, customers will be contacted to direct these concerns. Further, Krug reserves the right to refuse to accept and use any COM fabrics or leathers that will compromise our products in any way that is unacceptable to Krug. Krug cannot assume responsibility for the durability or tailoring quality of customer's own material.

Yardage specified in this price guide is approximate. In the case of multiple product orders, multiply the number of items by the COM yardage specified to determine fabric required, unless otherwise indicated. Additional yardage may be needed if the material is less than 54" wide, or patterned or striped and requires matching. As fabric is applied horizontally, non-directional fabrics are recommended. COM fabrics are applied as they come off the roll unless otherwise specified. All striped fabrics will be applied vertically unless otherwise stated by the customer and after approval by Krug. It is the customer's responsibility to advise Krug if the upholstery is to be applied otherwise, and to advise Krug of any special upholstery instructions. Special instructions should be sent to Krug Customer Service, including a sample (or photocopy) of the fabric. Krug is not responsible for instructions sent with the fabric rolls, or for the method of upholstery if no instructions have been provided. COM fabrics for tackboards may be specified in either Maharam or Momentum panel fabrics. Krug is not responsible for determining if a fabric is not ideal for tackboard application.

Please contact Maharam at 1-800-645-3943 or Momentum at

COM Shipping Procedures

For tackboard COM fabrics, please send fabrics to:

Krug Inc.

111 Ahrens Street

Kitchener, Ontario

Canada N2H 4C2

Attention: RECEIVER

All packages must be clearly marked "For Customs Clearance by Willson International Custom Brokers". According to the North American Free Trade Agreement (NAFTA), goods shipped between the United States and Canada can qualify for exemption from all duties, or for a reduction in duties, if the goods can be proven to originate in either the United States, Canada or Mexico.

Canada Customs requires that a NAFTA Certificate of Origin and Commercial Invoice be completed and sent with the fabric shipment. The Commercial Invoice must clearly state the description of the fabric, the selling price, the make-up or content, and the purchaser. The absence of these two documents will delay the shipments at the U.S./Canada border, thereby potentially delaying the customer order. If the total value of the shipment is less than \$1200 U.S., Customs will accept a Low Value Statement of Origin in place of the NAFTA Certificate of Origin. The Low Value Statement must be signed by a representative of the exporting company. This statement may either be included on the commercial invoice or attached to the invoice.

Krug is happy to answer any questions or concerns about COM shipping procedures and the required documents. Please contact our Customs Specialist at 1.888.578.5784.

LAMINATES

LAMINATES

Krug's in-stock Laminates are available in 17 different laminate selections. Please note that 4 of the colors (Gingerbread, Portobello, Ash and Willow) have textured finishes and may not be appropriate for use in patient areas due to infection control concerns. Minimum order quantities and extended lead times may apply for exotic laminate colors, please check with customer service. Polymer Edge will be selected to match the worksurface. Krug's previous laminate in-stock program will be phased out as in-stock supply depletes. Please contact customer service for availability.

IN-STOCK LAMINATES

Wood Grain Laminates	High Pressure Laminate Supplier	Textured Wood Grain Laminates	High Pressure Laminate Supplier
Champagne	Tafisa T492CR	Gingerbread	Tafisa T556UR
Hardrock Maple	Formica 86992-58	Portobello	Tafisa T557UR
Dune	Tafisa T491CR	Ash	Tafisa T535AT
Copper	Tafisa T521CR	Willow	Tafisa T543AT
Shiraz Cherry	Tafisa T472CR	Solid Laminates	
Park Avenue Walnut	Wilsonart 7984-38	Designer White	Wilsonart D354-60
Chocolate	Tafisa T498CR	Platinum	Tafisa T202CR
Nutmeg	Tafisa T477CR	Earth	Tafisa T767CR
Dark Walnut	Tafisa T469CR	Charcoal	Tafisa T228CR

PHASE OUT LAMINATES

Almond - Black- Shadows - Edgewood Sycamore - Gunstock Walnut

Non-Stocked Laminates

For specific lead time and application questions, please contact Krug Customer Service for your requirement. Upcharges will be applicable for non-stocked laminates, depending on their cost. Non-stock laminates may require a minimum order quantity, please contact customer service. Stocked polymer edges only can be specified for use with non-stocked laminates or tops will be self-edged.



The mark of responsible forestry

All products are air emissions certified and are available as FSC® certified

krug