

Revo
Price and Specification Guide
GSA
GS-03F-084DA



krug

Advancing Design Through Innovation

TERMS & CONDITIONS | INFORMATION FOR ORDERING ACTIVITIES

General Services Administration Federal Supply Schedule

FSC Groups 7110, 7125
Subcategory: Furniture
CONTRACT NUMBER: GS-03F-084DA
CONTRACT PERIOD: April 1, 2016 through March 31, 2026
CONTRACTOR/ ADMINISTRATOR: Mira Jaksic-Husic
Krug Inc.
421 Manitou Drive
Kitchener, Ontario, Canada
Tel: 1-800-265-2796
Fax: 1-800-265-2798

1. List of Special Item Numbers on Contract

33721P Packaged Office Furniture w Ancillary Installation Services
33721 Office Furniture w Ancillary Installation Services
339113H Healthcare Furniture w Ancillary Installation Services
OLM Order Level Materials

| 2. SPECIAL ITEM NUMBER | MAXIMUM ORDER |
|---------------------------|------------------|
| 33721P | \$5,000,000 |
| 33721 | \$250,000 |
| 339113H | \$500,000 |
| OLM | \$250,000 |

| 3. SPECIAL ITEM NUMBER | MINIMUM ORDER |
|---------------------------|------------------|
| 33721P | \$100.00 |
| 33721 | \$100.00 |
| 339113H | \$100.00 |
| OLM | NA |

4. Geographic Coverage

48 contiguous States and Washington, DC

5. Point of Production

Krug Inc.
421 Manitou Drive
Kitchener, Ontario, CANADA
N2C 15L

6. Discount from List Prices

33721P Package Office Furniture Krug Product Discounts As Below
GSA Teaming Partner Products at their
Approved GSA Discount Terms. Krug
Installation Charge 12.75% of Net Order
(Max.). No Charge for Project Mgt Services.

| | |
|------------------------------------------|-----------------------------------|
| 33721 Office Furniture | |
| Executive Office Furniture | 56.6% |
| Executive Conference Furniture | 56.6% |
| Tables and Accessories | 56.6% |
| Fully Upholstered Lounge Furniture | 56.6% |
| Multiple Seating | 56.6% |
| Multi-Purpose Seating | 56.6% |
| Stacking Chairs | 56.6% |
| Installation Ancillary to these products | 12.75% Charge of Net Order (Max.) |

| | |
|--------------------------------------------|-----------------------------------|
| 339113H Healthcare Furniture | |
| Hospital Patient Room Furniture | 56.6% |
| Hospital Geriatric Chairs & Lounge Seating | 56.6% |
| Patient Service Systems | 56.6% |
| Installation Ancillary to these products | 12.75% Charge of Net Order (Max.) |

7. Quantity Discounts (off Net pricing)

Multiple Seating, Multipurpose Seating, Stacking
Chairs

| | |
|-------------------|----|
| 25,001 – 50,000 | 1% |
| 50,001 – 100,000 | 2% |
| 100,001 – 150,000 | 3% |
| 150,001 – 250,000 | 4% |

Lounge Seating, Tables & Accessories

| | |
|-------------------|----|
| 25,000 – 50,000 | 1% |
| 50,001 – 75,000 | 2% |
| 75,001 – 100,000 | 3% |
| 100,001 – 180,000 | 4% |
| 180,001 – 200,000 | 5% |
| 200,001 – 250,000 | 6% |

Hosp/Geriatric Chairs and Lounge, Patient Room
Furniture, Patient Service Systems

| | |
|--------------------------|------|
| \$100,000 - \$200,000 | 1% |
| \$200,000.01 - \$300,000 | 1.5% |
| \$300,000.01 - \$400,000 | 2% |
| \$400,000.01 - \$500,000 | 2.5% |

Quantity Discounts for Executive Office and
Executive Conference are no longer applicable
based on the MAS Consolidation revisions to
Maximum Order Limits.

8. Prompt Payment Terms

Net 30 Days

9. Visa and MasterCard are accepted above and

below the micro-purchase threshold.

NOTE: No additional discount will be offered on
orders placed using credit cards.

10. Foreign Items

All items manufactured in Canada.

11a. Time of Delivery

60-90 Days ARO for all items.

11b. Expedited Delivery

Please contract Krug GSA Customer Service for
information on Expedited Delivery/Krug Express
Program. 1-800-265-2796

11c. Overnight & 2 day Delivery

N/A

11d. Urgent Requirements

Please contact Krug for urgent requirements.

12. F.O.B. Point

Destination

13. Payment Address

Same as above

TERMS & CONDITIONS | INFORMATION FOR ORDERING ACTIVITIES

14. Warranty

For commercial products, Krug warrants the construction and the finish of all our products to be free from defects in materials and workmanship for a period of 10 years from the date of purchase. For Krug Healthcare products (as outlined in the US Healthcare price and specification Guide dated March 1, 2019), Krug warrants the construction and finish of all Healthcare products to be free from defects in materials and workmanship for the lifetime of their use. This warranty is applicable to products in use by their original purchaser. This warranty does not apply to components not manufactured by Krug including textiles, which are subject to the specific warranties of those manufacturers, if any. Textiles (fabric, leather, vinyl, or any other covering material) suppliers do not guarantee their products for durability and color fastness, and nor does Krug.

Casters, mechanical and electrical components have a warranty of five years from the date of purchase. The Krug warranty does not apply to COM-specified materials, damage caused by a carrier other than Krug, or variation in wood finishes due to natural wood color variation. Krug cannot be held responsible for variations in fabric dye lots from order to order. All fabric is carefully inspected when it is received, but a degree of variation in color should be expected. Repairs or replacement of any defect covered under this warranty by Krug will be made, at our option and method, at no charge to the original purchaser during the warranty period. Krug's judgement is final and binding with respect to the nature or cause of defects or damage, and the necessity or manner of repair or replacement.

This warranty does not apply to defects or damage resulting from:

- normal wear and tear occurring with the use of the product
- negligence, misuse, excessive use, alteration, improper cleaning or repair
- substitution or use of incorrect or unauthorized components or material
- handling or installation that is incorrect, or that causes damage or defect
- damage incurred by a freight carrier other than Krug
- wearing of finishes and fabrics, and normal variations in materials (including dye lot variations)
- properties of natural materials, including wood and leather
- exposure to environments with uncontrolled temperature and humidity (products must be transported, stored and used in climate controlled conditions)

Note, specific warranties for components and materials not manufactured by Krug: Height Adjustable Mechanism Warranty Krug warrants to the original consumer purchaser its Height Adjustable Mechanism that it will be free from defects in material and workmanship. This limited warranty covers material and manufacturing defects, which cause a non-conformance in the function of a table base and is limited to the following products and warranty term determined from their dates of purchase: a) Electronic components such as control boxes, hand switches and motors – two (2) years b) Mechanical components such as crank drives, spindles – five (5) years c) Structural components such as J-channels, feet and top supports – ten (10) years. The start of the warranty period is the documented date of your purchase of the product. The warranty herein is made to and for the benefit of the original consumer purchaser of the product and is non-transferable. If you discover a defect in material or workmanship during the warranty period, and Krug agrees that the defect exists, Krug will, at its option, repair or replace the Product at no charge to you, provided it is returned during the warranty period. In the unlikely event that your product should require repair or replacement during the warranty period, please contact Krug to obtain warranty service. The warranty period on replacement products is the remainder of the warranty on the original product or 30 days, whichever is longer.

Jordan Sleepers Heavy-Duty Mechanism, made with heavy gauge steel and minimal moving parts - is backed by a 5-year warranty on the mechanism itself, in addition to the lifetime warranty on the rest of the product. If it does become damaged or degraded, the mechanism can be field-replaced. Juno and Trevisa Overbed Tables have a 2-year warranty.

15. Export Packing Charges

Quoted upon request

16. Terms and Conditions of Government Commercial Credit Card

ACCEPTANCE: KRUG will accept the government commercial credit card but will not Offer any additional discount for orders placed using the credit card

17. Term and Conditions of Rental Maintenance and Repair.

N/A

18. Term and Conditions of Installation

N/A

19. Term and Conditions of Repair

N/A

20a. Term and Conditions for any other services

N/A

20. Service and Distribution points

Call contractor

21. Participating Dealers

Call contractor

22. Preventative Maintenance

N/A

23. Environmental Attributes

Krug maintains a program to reduce the impact on the environment of our products and operations.

24. Data Universal Number System (DUNS) number

251476669

25. Notification regarding registration in SAM.

Krug Inc.'s registration in SAM is current, accurate and valid.

26 Cage Code: 37310

REVO | TABLE OF CONTENTS

I GSA TERMS & CONDITIONS

REVO

3 Environmental Summary

4 Features & Options

8 Power Options

14 Seating Capacities

15 Example Configurations

16 Tables Fixed C & T Base

20 Nesting Tables C & T Base

24 Connecting Tops

25 Modesty Panels

31 PowerPorts

38 General Information

38 Warranty

39 *KrugExpress*

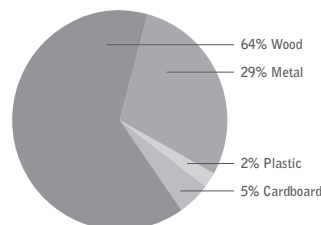
40 Finishes

REVO | ENVIRONMENTAL SUMMARY

LEED CERTIFICATION



MATERIAL CONTENT:



PRE-CONSUMER
RECYCLED CONTENT - 77%

POST-CONSUMER
RECYCLED CONTENT - 9%

| | | CONTRIBUTES To |
|------------------|--------------------------------------------------|----------------|
| Credit 2.1 - 2.2 | Construction Waste Management | 1-2 point(s) |
| Credit 3.3 | Resource Reuse | 1 point |
| Credit 4.1 | Recycled Content | 1 point |
| Credit 4.2 | Recycled Content | 1 point |
| Credit 4.5 | Low Emitting Materials, (MUST BE REQUESTED) | |
| | Composite Wood & Laminate Adhesives | 1 point |
| Credit 5.1 | Regional Materials* | 1 point |
| Credit 6 | Rapidly Renewable Materials (MUST BE REQUESTED) | 1 point |
| Credit 7 | Certified Wood (MUST BE REQUESTED) | 1 point |

*This credit is only applicable if in total 20% of the combined value of the procurement of construction materials and in the furniture are manufactured within a radius of 500 miles. This credit will apply if the installation of the finished product occurs within 500 miles of Kitchener, Ontario.



level® CERTIFICATION

BIFMA's e3 Furniture Sustainability Standard is a voluntary, multi-attribute standard that measures the degree of sustainability of furniture. This standard evaluates product and company environmental attributes and compliance systems in a wide range of elements which include Materials, Energy & Atmosphere, Human & Ecosystem Health and Social Responsibility. Revo products have earned level®, BIFMA's sustainability certification program for furniture, certification through third-party verification against the e3 standard. All Revo products can be supplied with level® certification. In order to accomplish this, the product must also be ordered with the air-emissions-certification option. Contact customer service for information and upcharges.



FSC
www.fsc.org
FSC® C021899

the mark of responsible forests

AIR-EMISSIONS

All Revo products can be supplied with air-emissions-certified materials. Contact customer service for information and upcharges.

FSC®

FSC® In 2005, Krug received Forest Stewardship Council® (FSC®) Chain-of-Custody certification for our manufacturing facilities. The FSC® Chain-of-Custody tracks certified wood from seedling to final sale. It verifies that the material for our FSC® certified products only come from well-managed, FSC®-certified forests and other controlled sources. FSC® is dedicated to the promotion of responsible forest management worldwide helping to take care of forests for future generations. Revo and other Krug products can be specified with FSC® Certification. Contact customer service for further information, pricing and lead times...

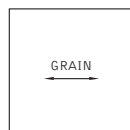


In addition, architects, designers, and building professionals can specify FSC®-certified products in order to achieve a point from the U.S. Green Building Council's Leadership in Energy and Environmental Design (LEED) Rating System.

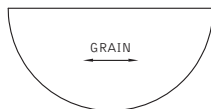
REVO | FEATURES & OPTIONS

TRAINING TABLE TOP SHAPES

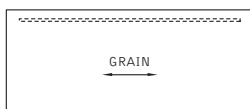
Revo Training are available in 5 table top shapes.



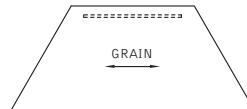
Square



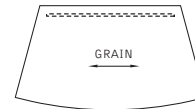
Half Round



Rectangular



Trapezoid



Arched Trapezoid

Dotted line depicts which side a modesty panel is available on. 1/2 Round and Square tops not available with modesty panels. Grommets, Surface Modules, PowerPorts and Ports when specified are positioned on the same side as the modesty panel.

WORKSURFACES

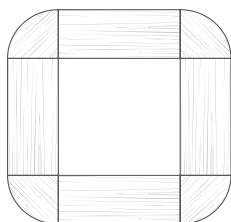
Worksurfaces with Knife (K) edge profile - Tops are 1 1/8" thick veneered, laminated - 45 lb. fibreboard MDF core and backer material.

Worksurfaces with T-Edge profile - Tops are 1 1/8" thick veneered, laminated -42 lbs. particleboard core with backer material.

Worksurfaces with D-Edge profile - Tops are 1 1/8" thick veneered, laminated -42 lbs. particleboard core with backer material.

All worksurfaces have a profiled edges on all sides. Corner Connecting tops have a profile on the curved edge only.

GRAIN DIRECTION - WOOD VENEER AND WOOD GRAIN LAMINATE

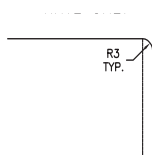


Please note: On Revo corner CONNECTOR TOPS, the grain runs on a 45° angle. For all other Revo Training tables, the grain runs lengthwise. For wood modesty panels the grain runs vertically. For laminate modesty panels, the grain runs horizontally.

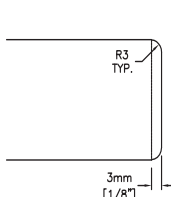
EDGE OPTIONS – TRAINING TABLES

Revo training product offers 3 edge profiles.

D-Edge

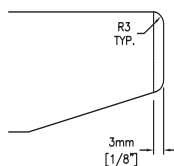


T-Edge



“D” edge profile and “T” edge profile are available on Wood and Laminate worksurfaces.

Knife Edge



Knife Edge is optional on Wood and Laminate worksurfaces for a upcharge of **\$157 list** per table.

WOOD FINISH

A five step catalyzed varnish finish that when dry has a sheen value of 32° is applied to all Revo Training table tops.

METAL FINISH

Revo components have a powder coated Silver Metallic finish.

LEGS

Revo “T” and “C” style legs are available in fixed, folding and nesting versions. All legs are available with casters or glides. Revo legs with casters come with a 2" caster in Silver Metallic finish. They have the ability to lock with a foot release lever located at the base of the wheel. Revo legs with glides have 1 1/4" of height adjustment, longer glides are available upon request for very uneven floors. Revo legs allow for cables to be channeled through the leg and concealed with a snap-on cover which allows cord access to the top and bottom when required.

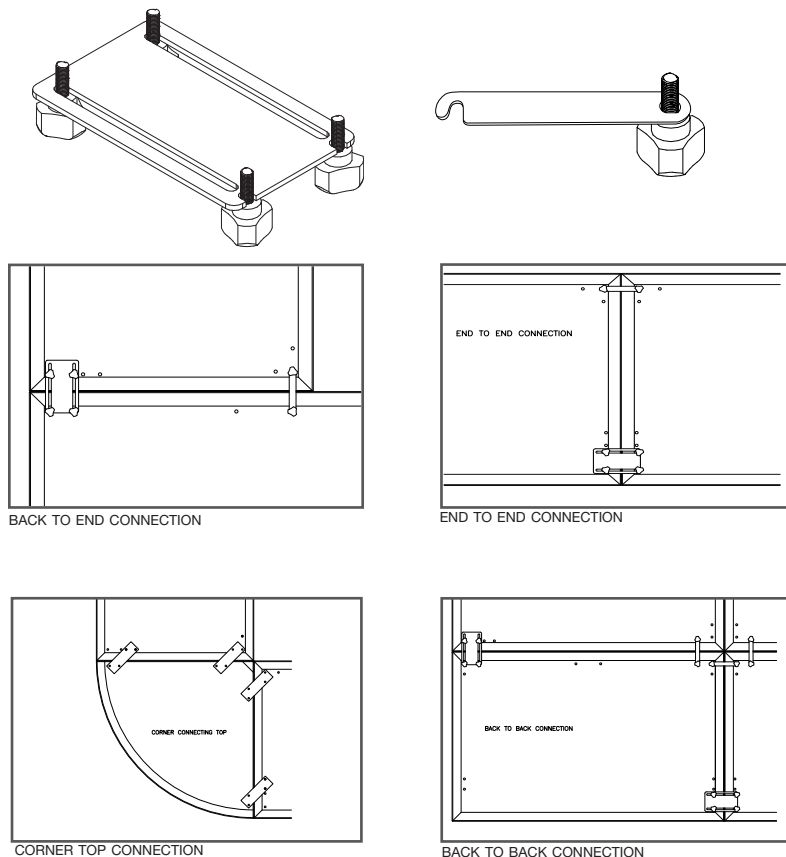
MODESTY PANELS

Revo modesty panels are available in wood, laminate and aluminum in both fixed and flip versions. Fixed modesty panels are available with no cable management trough, with cable management trough or cable management for power and data. The flip version is equipped for power and data with access from either side.

REVO | FEATURES & OPTIONS

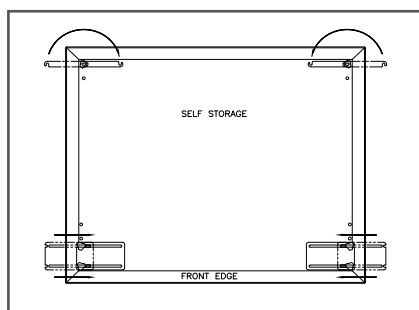
GANGING BRACKETS

A set of ganging brackets are recommended when 2 or more tables are being joined to one another. These ganging brackets should be ordered along with the tables as a separate line item on the order. All tables come pre-drilled for ganging capabilities. Please note corner connector tops are supplied with an alternative mounting plate. The Ganging Brackets are used to prevent separation of the tables when configured in a layout.



SELF STORING

The Ganging Brackets can be neatly tucked underneath the table when not being used to join to another table. This allows the Revo Training Tables to be easily reconfigured when wanting to add or subtract tables from existing configurations.



PACKAGING

Revo packaging features recycled and recyclable cardboard and bubble wrap. The product is shipped as separate components. Bases and modesty panels have to be attached to table top surface after delivery.

REVO | FEATURES & OPTIONS

REVO TRAINING BASES

All Revo Training C bases are available in 16" and 20" widths, with standard (W1) and high capacity (W2) cable managers.

All Revo Training T bases are available in 20" width, with standard (W1) and high capacity (W2) cable managers.

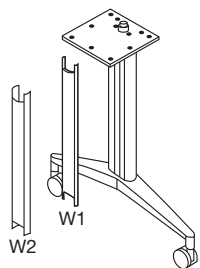
BASE SIZES

16" C Bases are used on Revo Training Tables that are 20" in depth.

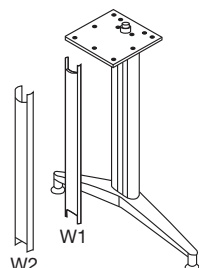
20" C Bases are used on Revo Training Tables that are 24" and 30" in depth.

20" T Bases are used on Revo Training Tables that are 24", 30" and 36" in depth.

Fixed T Base

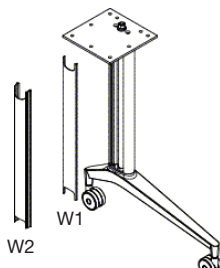


With Casters

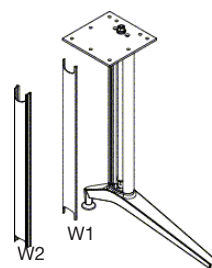


With Glides

Fixed C Base

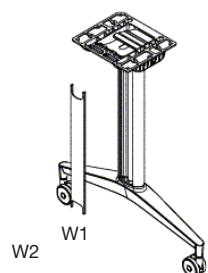


With Casters

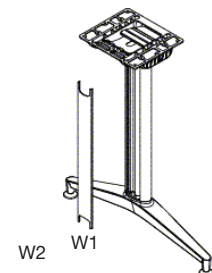


With Glides

Folding T Base

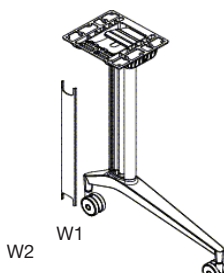


With Casters

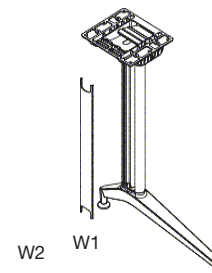


With Glides

Folding C Base

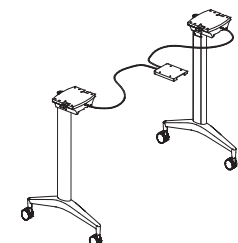


With Casters

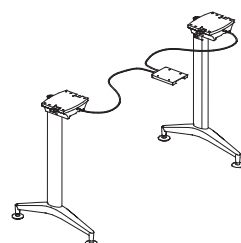


With Glides

Nesting T Base

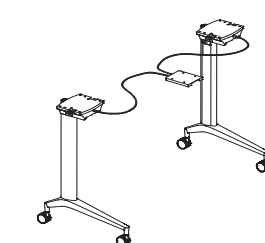


With Casters

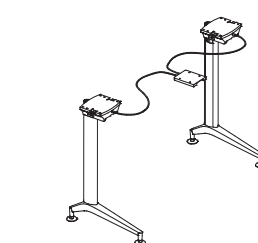


With Glides

Nesting C Base



With Casters

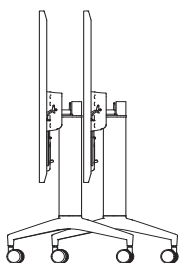
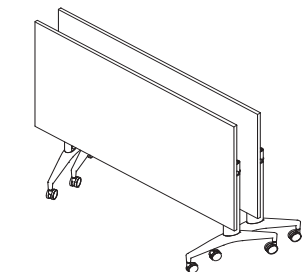


With Glides

REVO TRAINING | FEATURES & OPTIONS

REVO NESTING TABLES

With innovative design and clever construction, the Revo Nesting table is an ideal solution for training rooms, classrooms or meeting rooms. A simple and easy to operate one handed release handle allows the table top to rotate downwards 90 degrees for ease of storage or quick room configuration. In addition, the wheeled legs rotate 20 degrees for compact nested storage, resulting in an efficient use of space.



Nested Table Dimensions:

20" D table = 16 1/8"

24" D table = 19 7/8"

30" D table = 19 7/8"

36" D table = 32 1/8"

Add 7.5"D for each additional nested tables or add 12" if modesty panels are attached.

For Example: A 20" D table in a nested position is 16 1/8" D. Add 9 additional nesting tables (9 x 7.5"=67.5"D). Therefore, the depth requirement for nested tables is 83.75"D.

Total space required to nest 10 table without modesty panels is 83.75" x the length of the table.

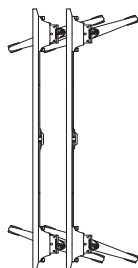
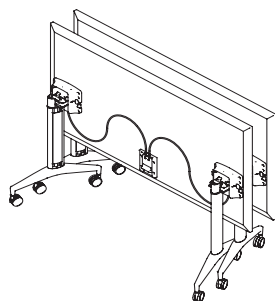


Table Height of nested tables:

24" deep - T Base 41.75"

30" deep - T Base 44.75"

36" deep - T Base 47.5"

36" deep - T Base 47.5"

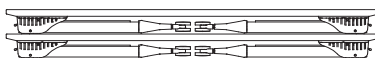
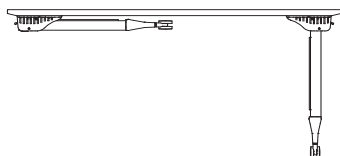
20" deep - C Base 37.25"

24" deep - C Base 37.25"

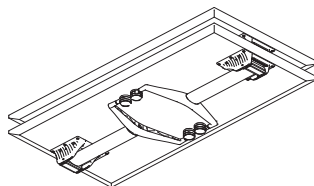
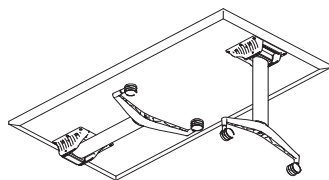
30" deep - C Base 40.25"

REVO FOLDING TABLES

The Revo Folding Legs features our easy to use release lever that when activated retracts the legs parallel to be underside of the tabletop, allowing tables to be stacked vertically or horizontally. This feature can be used anywhere but is particularly beneficial in settings which need to be reconfigured quickly or frequently. The flattened table maximizes storage space. The optional storage cart, which holds up to 5 tables vertically, makes movement of the folded tables safe and easy. Folding tables cannot accommodate powerports or surface modules.



Stacking Dimension: 4 1/4" high



REVO | POWER OPTIONS



POWERPORT

The Revo Training PowerPort made from aluminum and featuring a hinged lid, provides a functional and attractive solution for connectivity. The PowerPort comes standard with 2 accessible power outlets & 1 side utility outlet powered by a 10' plug-in cord; 2 RJ45 (category 5/6) each with hard wired 10' data cords; 2 velcro wire managers and metal PowerPort shroud. PortPort lid is Silver Metallic.

The PowerPort is a UL/CSA-approved power/data power bar, (Port) which includes three 115-volt electrical convenience outlets, and two RJ45 communication ports - all easily accessed just under the worksurface. The PowerPort is Category 5/6 compatible. Folding tables cannot accommodate powerports or surface modules.

PORT

The Port alone (without the powerbar) serves as a large grommet for cable management, or to enable future power-up of the tables. It is 7.5" wide by 4" long, and features an aluminum hinged lid that is designed to be in the closed position when cables pass through to the plug-in. The Port can accommodate multiple cables at once, as well as transformer plugs, through the worksurface.

PowerPorts and Ports can be specified in 3 different locations (left, right or center) depending on the size of the training table surface. On surfaces that are smaller than 60", PowerPorts and Ports are available only in the center position.

See page 12 for options and location codes for selecting the PowerPort and Port location for each table top.



SURFACE MODULE

The Surface Module is a lower cost alternative to the PowerPort. It is compact and convenient and positions the plug-in on the work surface itself, instead of underneath it.

A Surface Module comes with two power receptacles above the work surface and one power receptacle below the work surface, which allows you to connect power to additional tables or configurations. In addition, the Surface Module also comes with two USB Ports -- one USB printer port, one RJ11 and one RJ45. Each receptacle has a 12 Amp, 120 Volt, 60 Hz capacity and comes standard with a 10' heavy duty power cord with a right angle plug. Folding tables cannot accommodate powerports or surface modules.

The Surface Module has an angled face that is easy to see and operate. The RJ45 Port allows connection to high speed DSL or Internet and provides access to cable modem, network or Internet router. In addition, a power plug exists for cell phone and laptop. There are two USB ports -- one for input and one for output to accommodate almost any electrical needs. The Surface Module is available in black finish only.

Surface Modules can be specified in three (3) different locations (Left, Right and Center) depending on the size of the meeting table surface. On surfaces that are smaller than 60", Surface Modules are available only in the centre position.

See page 31 for options and location codes for selecting the Surface Module location for each table top.



ROUND GROMMET

A round grommet with an open and shut mousehole serves to provide cable passage for areas not requiring a large opening.


Round grommet Silver Metallic, 60 mm diameter. (2 3/8" approx.)

Round grommets do not provide electrical service.

Grommets can be specified in 3 different locations (left, right or center) depending on the size of the meeting table surface.

On surfaces that are smaller than 60", grommets are available only in the center position.


One round grommet per table is provided at no charge, additional round grommets are available for an upcharge of **\$152 list** per grommet.

REVO | POWER OPTIONS**4-WIRE SYSTEM**

The 4-wire System is a economical power distribution solution that is easy to specify, install, and re-configure.

Features:

- 4-wires, 2 circuits, 20 amps each
- 10 - duplex receptacles per circuit, 20 - 15 Amp receptacles per power infeed maximum
- Requires less space
- UL Listed as a Manufactured Wiring System
- More economical than 8-wire system
- RoHS Compliancy available upon request; Cradle to Cradle
- Can be used independently with grommet or PORT0.

**Model Numbers for 4-wire System**

| Circuit 1 | Circuit 2 | Description |
|------------------|------------------|----------------------------------------|
| 59EC4-30-1 | 59EC4-30-2 | 4 wire, 2 circuit system for 30" table |
| 59EC4-36-1 | 59EC4-36-2 | 4 wire, 2 circuit system for 36" table |
| 59EC4-42-1 | 59EC4-42-2 | 4 wire, 2 circuit system for 42" table |
| 59EC4-48-1 | 59EC4-48-2 | 4 wire, 2 circuit system for 48" table |
| 59EC4-54-1 | 59EC4-54-2 | 4 wire, 2 circuit system for 54" table |
| 59EC4-60-1 | 59EC4-60-2 | 4 wire, 2 circuit system for 60" table |
| 59EC4-66-1 | 59EC4-66-2 | 4 wire, 2 circuit system for 66" table |
| 59EC4-72-1 | 59EC4-72-2 | 4 wire, 2 circuit system for 72" table |
| 59EC4-78-1 | 59EC4-78-2 | 4 wire, 2 circuit system for 78" table |
| 59EC4-84-1 | 59EC4-84-2 | 4 wire, 2 circuit system for 84" table |

4-WIRE SYSTEM

The 4-wire system can power a maximum of 10 duplex receptacles per circuit, 20 duplex receptacles total. With 2 duplex receptacles per table, this means that no more than 5 tables can be connected to one circuit (10 tables per 4-wire system). Once you have more than 10 tables powered with the 4-Trac® system, you must order another Power Entry (59EC4PE) and the related 4-wire harnesses to access a new circuit. Duplex receptacles are marked as circuit 1 or circuit 2. Unless specified, Krug will package as close as possible equal quantities of circuit 1 and 2 wiring harnesses.

All Krug's power access options can be used with or without the 4-wire Wire System.

These components can be ordered together, or at a later date as your power requirements change.

Example 1: If you have a connected group of 7 (48" length) tables with a grommet in each, using the 4-wire system, you would order:

- One 4 wire, 2 circuit power entry (59EC4PE).
- Four tables will use circuit 1 harnesses (59EC4-48-1), which has two duplex receptacles per harness for a total of 8 duplex receptacles.
- Three tables will use circuit 2 harnesses (59EC4-48-2), which has two duplex receptacles per harness for a total of 6 duplex receptacles.

Example 2: If you have a connected group of 11 (48" length) tables with a grommet in each, using the 4-wire system, you would order:

- Two 4 wire, 2 circuit power entry (59EC4PE).
- For the 1st power entry:
- Three tables will use circuit 1 harnesses (59EC4-48-1), which has two duplex receptacles per harness for a total of 6 duplex receptacles.
- Three tables will use circuit 2 harnesses (59EC4-48-2), which has two duplex receptacles per harness for a total of 6 duplex receptacles.

For the 2nd power entry:

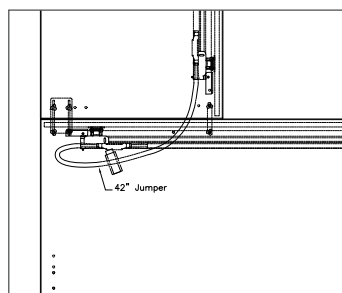
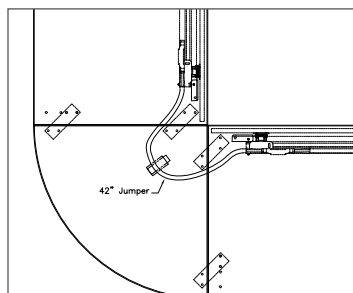
- Three tables will use circuit 1 harnesses (59EC4-48-1), which has two duplex receptacles per harness for a total of 6 duplex receptacles.
- Two tables will use circuit 2 harnesses (59EC4-48-2), which has two duplex receptacles per harness for a total of 4 duplex receptacles.

4-WIRE - 42" JUMPERS

These longer jumper cables are required when connecting one table from the back to the end of another table using the 4-wire system. These jumper cables allow you to daisy chain each wired table to the next.



4-Wire
Power Entry



REVO | POWER OPTIONS




8-WIRE SYSTEM

The 8-wire Power System offers a high quality, cost effective answer to your power distribution needs. The modular system is adaptable to all architectural elements. The modularity of the System makes it simple to specify, order and install.

Features:

- UL recognized & listed
- Approved for use in New York City
- RoHS compliancy available upon request; cradle to cradle
- 20 Amp system available in 4 circuit configurations
- Allows for up to 40 duplex receptacles.
- Can be used independently with grommet or PORT0.



Model Numbers for 8-wire System

| Circuit 1 | Circuit 2 | Circuit 3 | Circuit 4 | Description |
|------------|------------|------------|------------|----------------------------------------|
| 59EC8-30-1 | 59EC8-30-2 | 59EC8-30-3 | 59EC8-30-4 | 8 wire, 4 circuit system for 30" table |
| 59EC8-36-1 | 59EC8-36-2 | 59EC8-36-3 | 59EC8-36-4 | 8 wire, 4 circuit system for 36" table |
| 59EC8-42-1 | 59EC8-42-2 | 59EC8-42-3 | 59EC8-42-4 | 8 wire, 4 circuit system for 42" table |
| 59EC8-48-1 | 59EC8-48-2 | 59EC8-48-3 | 59EC8-48-4 | 8 wire, 4 circuit system for 48" table |
| 59EC8-54-1 | 59EC8-54-2 | 59EC8-54-3 | 59EC8-54-4 | 8 wire, 4 circuit system for 54" table |
| 59EC8-60-1 | 59EC8-60-2 | 59EC8-60-3 | 59EC8-60-4 | 8 wire, 4 circuit system for 60" table |
| 59EC8-66-1 | 59EC8-66-2 | 59EC8-66-3 | 59EC8-66-4 | 8 wire, 4 circuit system for 66" table |
| 59EC8-72-1 | 59EC8-72-2 | 59EC8-72-3 | 59EC8-72-4 | 8 wire, 4 circuit system for 72" table |
| 59EC8-78-1 | 59EC8-78-2 | 59EC8-78-3 | 59EC8-78-4 | 8 wire, 4 circuit system for 78" table |
| 59EC8-84-1 | 59EC8-84-2 | 59EC8-84-3 | 59EC8-84-4 | 8 wire, 4 circuit system for 84" table |

8-WIRE SYSTEM

The 8-wire system can power a maximum of 10 duplex receptacles per circuit, 40 duplex receptacles total. With 2 duplex receptacles per table, this means that no more than 5 tables can connected to one circuit (20 tables per 8-wire system). Once you have more than 20 tables powered with the 8-wire system, you must order another Power Entry (59EC8PE) and the related 8-wire harnesses to access a new circuit. Duplex receptacles are marked as circuit 1, 2, 3, or 4. Unless specified, as close as possible Krug will package equal quantities of Circuit 1, 2, 3, and 4 wiring harnesses.

All Krug's power access options can be used with or without the 8-wire Wire System. These components can be ordered together, or at a later date as your power requirements change.

For Example: If you have group of 16 (48" length) tables, using the 8-wire system, you would order: One 8 wire, 4 circuit power entry (59EC8PE).

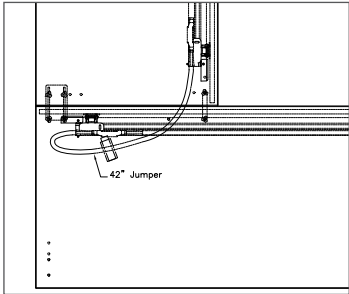
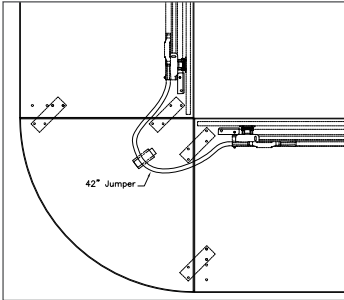
- Four tables will use circuit 1 harnesses (59EC8-48-1), which has two duplex receptacles per harness for a total of 8 duplex receptacles.
- Four tables will use circuit 2 harnesses (59EC8-48-2), which has two duplex receptacles per harness for a total of 8 duplex receptacles.
- Four tables will use circuit 3 harnesses (59EC8-48-3), which has two duplex receptacles per harness for a total of 8 duplex receptacles.
- Four tables will use circuit 4 harnesses (59EC8-48-4), which has two duplex receptacles per harness for a total of 8 duplex receptacles.

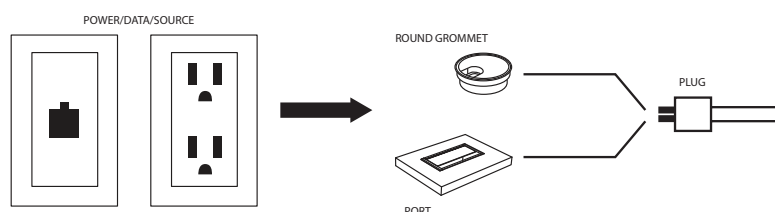
8-WIRE - 42" JUMPERS

These longer jumper cables are required when connecting one table from the back to the end of another table using the 8-wire system. These jumper cables allow you to daisy chain each wired table to the next.

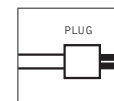


8-wire
Power Entry

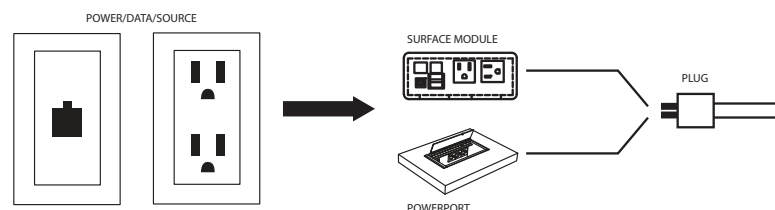


REVO | POWER OPTIONS**SCENARIO 1**

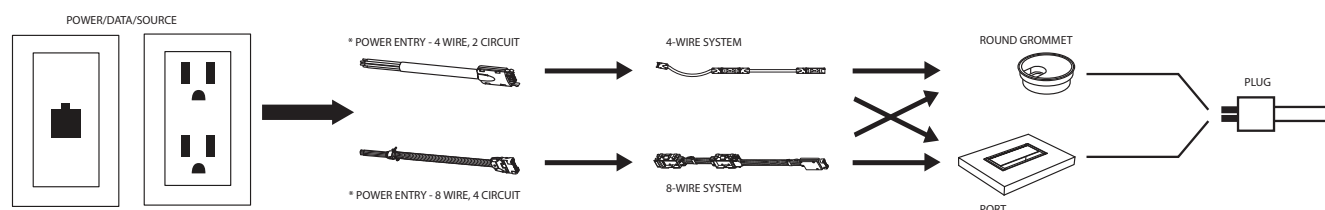
This symbol refers to: Electrical, Fax, Modem, Telephone, and Network Data



Scenario 1 is the simplest of connectivity solutions. You simply run your electrical and data cables down through the round grommet or port and plug directly into the power source.

SCENARIO 2

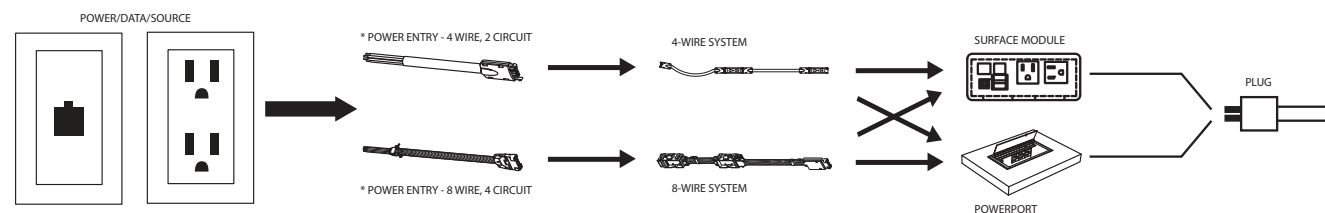
Scenario 2 demonstrates when powerports and surface modules are specified in the worksurfaces. Your electrical and data cables are plugged directly into these units. Both of these power options have 10' electrical cords and 14' data cables, that can be channelled through the cable management cavity in the leg and then plugged into the power source. Up to 10 powerports or surface modules can be daisy chained together from one power circuit, when the 14' data cables are not enough to reach the power source, data cables can be linked together with the use of a data hub. Please check local electrical regulations before linking these units.

SCENARIO 3

Scenario 3 illustrates the use of the 4-wire and 8-wire system. Your electrical and data cables are passed through the worksurface via the round grommet or port. The electrical equipment is plugged into the duplex receptacles located in the trac system.

The 4 trac system uses 2 circuits allowing 10 receptacles on the same circuit to be daisy chained together. Each trac system contains two duplex receptacles and can be specified with either circuit one or circuit two or both. Therefore, a maximum of 20 duplex receptacles can be used on two circuits. The 8 trac system works in the same manner, but uses 4 circuits instead of 2, allowing a maximum of 40 duplex receptacles to be used at one time.

*Power Entry is hardwired into the building source and can be channelled up the cable management cavity in the leg. The data cables run directly to the data source or linked together using a data hub.

SCENARIO 4

Scenario 4 demonstrates the use of the powerport or surface modules with the 4-wire and 8-wire system. Your electrical and data cables are plugged directly into either the powerport or surface module. The 10' power cord from these units are plugged into the duplex receptacles located in the trac system.

The 4 trac system uses 2 circuits allowing 10 receptacles on the same circuit to be daisy chained together. Each trac system contains two duplex receptacles and can be specified with either circuit one or circuit two or both. Therefore, a maximum of 20 duplex receptacles can be used on two circuits. The 8 trac system works in the same manner, but uses 4 circuits instead of 2, allowing a maximum of 40 duplex receptacles to be used at one time. When ordering powerports or surface modules on the worksurfaces, the duplex receptacles in these units need to be included in the receptacle count per circuit, otherwise the circuits will become overloaded.

*Power Entry is hardwired into the building source and can be channelled up the cable management cavity in the leg. The data cables run directly to the data source or linked together using a data hub.

REVO | POWER OPTIONS

Non-standard locations can be specified, although there are restrictions due to leg positions, and modesty panel positions. An upcharge of **\$152 list** per non-standard grommet is applicable. Contact Customer Service for assistance. Table Tops smaller than 60" have the power access available only in the "C" position. Table tops greater than 60" can have the power access specified in as many as three locations (AR, AL and C).

Position Code:

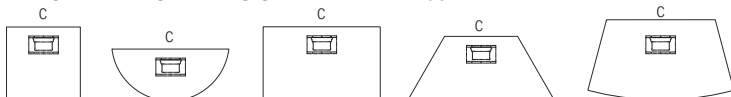
AL – left corner

AR – right corner

C – center

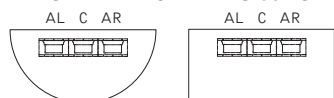
POWERPORT/PORT POSITIONS

REVO TRAINING TABLES SMALLER THAN 60"



Square Half Round Rectangular Trapezoid Arc Trapezoid

REVO TRAINING TABLES 60" OR LARGER



Half Round Rectangular

Modesty Panels are located on the same side as the PowerPort/Ports/Surface Modules. Modesty Panels are not available on 1/2 round and square tables. Folding tables cannot accommodate powerports.

SURFACE MODULE POSITIONS

REVO TRAINING TABLES SMALLER THAN 60"



Square Half Round Rectangular Trapezoid Arc Trapezoid

REVO TRAINING TABLES 60" OR LARGER

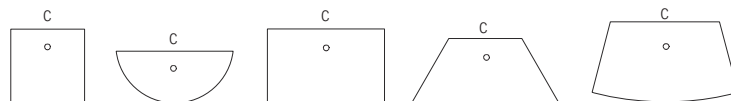


Half Round Rectangular

Modesty Panels are located on the same side as the PowerPort/Ports/Surface Modules. Modesty Panels are not available on 1/2 round and square tables. Folding tables cannot accommodate surface modules.

STANDARD GROMMET POSITIONS

REVO TRAINING TABLES SMALLER THAN 60"



Square Half Round Rectangular Trapezoid Arc Trapezoid

REVO TRAINING TABLES 60" OR LARGER

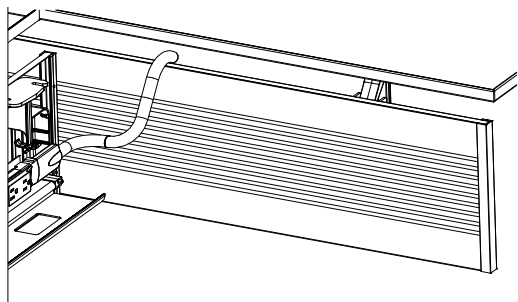


Half Round Rectangular

Modesty Panels are shown on the same side as the Round Grommets. One round grommet per table is provided at no charge, additional round grommets are available for an upcharge of **\$152 list** per grommet in standard positions. Modesty Panels are not available on 1/2 round and square tables.

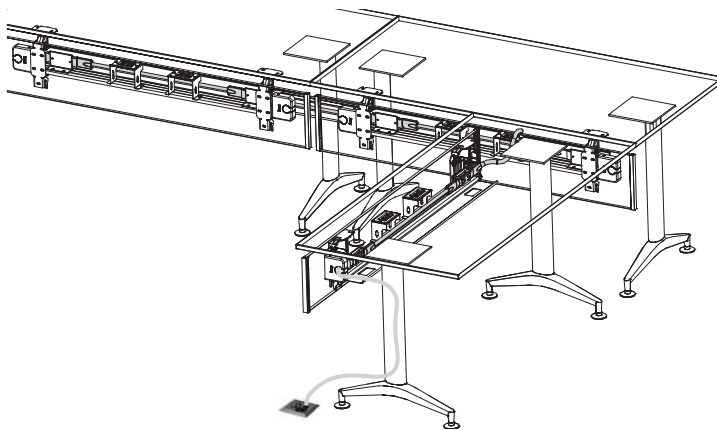
REVO | MODESTY PANEL & CABLE OPTIONS

MODESTY PANELS

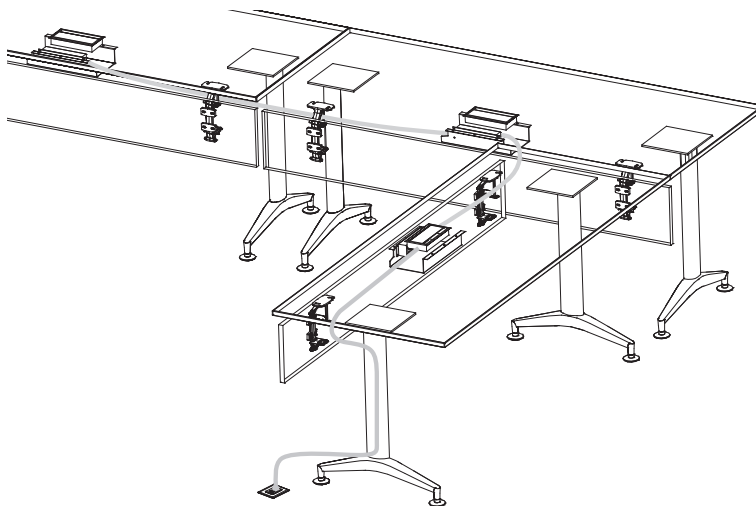


Track System, Modesty Panels for Power and Data Trough

Revo training tables have been designed with a 1-1/4" (32mm) space between the underside of the worksurface and the top edge of the modesty panel, eliminating the need for grommets in the modesty panels. This space makes it easy to pass cables from one table to another where modesty panels overlap at 90° corners, or where tables are positioned face to face. See typical examples below of cable management with different power options.



Power Ports & Modesty Panels with no Cable Management Trough



CABLE MANAGEMENT



REVO leg
Snap on Cover









Cable management

Cables are channeled through the leg and concealed with a snap-on cover which allows cord access to the top and bottom when required.

Legs are available in two cable management sizes, standard and high capacity, determined by the users' requirements.

Standard cable managers have 1.5 in² of cable management capacity. High capacity cable managers have 2.4 in² of cable management capacity.

REVO | SEATING CAPACITIES

| DESCRIPTION | | TOP SIZE | | APPROX. SEATING FOR LONG SIDE | APPROX. TOTAL SEATING FOR STAND ALONE WITHOUT MODESTY |
|----------------------------------------------------------------------------------------------------------------|-----|----------|-------|----------------------------------|-------------------------------------------------------------|
| | | LENGTH | WIDTH | | |
| Half Round  | | 48 | 24 | 2 | 2 |
| | | 60 | 30 | 2 | 2 |
| | | 72 | 36 | 2 | 2 |
| Square  | | 30 | 30 | 1 | 2 |
| | | 36 | 36 | 1 | 2 |
| Rectangular  | | 48 | 20 | 1 | 2 |
| | | 54 | 20 | 1 | 2 |
| | | 60 | 20 | 2 | 4 |
| | | 66 | 20 | 2 | 4 |
| | | 72 | 20 | 2 | 4 |
| | | 78 | 20 | 2 | 4 |
| | | 84 | 20 | 3 | 6 |
| | | 48 | 24 | 1 | 2 |
| | | 54 | 24 | 1 | 2 |
| | | 60 | 24 | 2 | 4 |
| | | 66 | 24 | 2 | 4 |
| | | 72 | 24 | 2 | 4 |
| | | 78 | 24 | 2 | 4 |
| | | 84 | 24 | 3 | 6 |
| | | 48 | 30/36 | 1 | 2 |
| | | 54 | 30/36 | 1 | 2 |
| | | 60 | 30/36 | 2 | 4 |
| | | 66 | 30/36 | 2 | 4 |
| | | 72 | 30/36 | 2 | 4 |
| | | 78 | 30/36 | 2 | 4 |
| | | 84 | 30/36 | 3 | 6 |
| Trapezoid  | | 48 | 24 | 1 | 2 |
| | | 60 | 30 | 1 | 2 |
| | | 72 | 36 | 1 | 2 |
| Arc Trapezoid  | | 48 | 24 | 1 | 2 |
| | | 60 | 24 | 2 | 2 |
| | | 72 | 24 | 2 | 2 |
| | | 60 | 30 | 2 | 2 |
| | | 72 | 30 | 2 | 2 |
| | | 60 | 36 | 2 | 2 |
| | | 72 | 36 | 2 | 2 |
| Corner Connecting Top  | 45° | 24 | 24 | 1 | N/A |
| | | 30 | 30 | 1 | N/A |
| | | 36 | 36 | 1 | N/A |
| | 60° | 24 | 24 | 1 | N/A |
| | | 30 | 30 | 1 | N/A |
| | | 36 | 36 | 1 | N/A |
| | 90 | 24 | 24 | 1 | N/A |
| | | 30 | 30 | 1 | N/A |
| | | 36 | 36 | 1 | N/A |

ORDERING NOTES

If a modesty panel is used, there is no seating capacity on that side of the table. There is no seating on the ends due to base locations. Seating on the ends of a 84" tables is possible since the bases are inset 15" from the ends. To establish seating capacities, an outside chair dimension of 24" has been used, plus an allowance of 5" between chairs, for a total of 29". This is an approximation and based on seating with 5 prong bases. When using chairs with different specifications be sure to adjust the approximate seating capacity accordingly. Since not all manufacturers use this same seating formula, when a seating capacity is in question, please contact Krug Customer Service to review the specific seating that is being used with Krug Revo Training product.

REVO | EXAMPLE TABLE CONFIGURATIONS

This is a sampling of some of the possible configurations in the REVO Training Table Line

RECTANGULAR TABLES



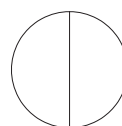
Model Number Qty.
59THRT7236 4

RECTANGULAR TABLES



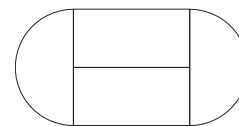
Model Number Qty.
59THRT7236 2
59THRT7224 2

HALF ROUND TABLES



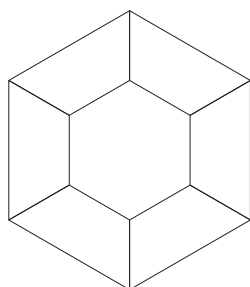
Model Number Qty.
59THDH6030 2

HALF ROUND WITH RECTANGULAR TABLES



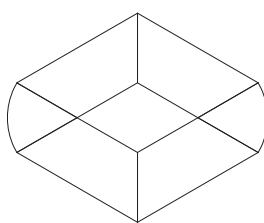
Model Number Qty.
59THDH6030 2
59THRT6030 2

TRAPEZOID TABLES



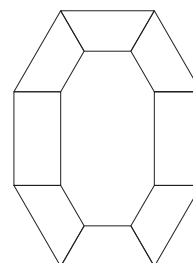
Model Number Qty.
59THTZ7236 6

60° CORNER CONNECTOR TOPS WITH TRAPEZOID TABLES



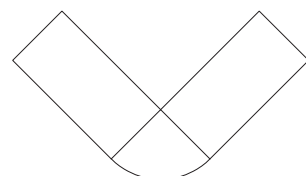
Model Number Qty.
59TC303060 2
59THTZ6030 4

TRAPEZOID TABLES WITH RECTANGULAR TABLES



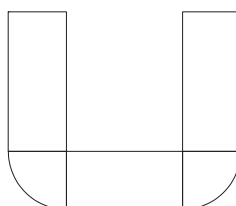
Model Number Qty.
59THTZ6030 6
59THRT6030 2

90° CORNER CONNECTOR TOP WITH RECTANGULAR TABLES



Model Number Qty.
59TC363690 1
59THRT7236 2

90° CORNER CONNECTOR TOPS WITH RECTANGULAR TABLES



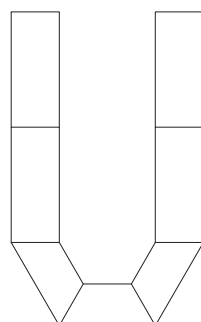
Model Number Qty.
59TC303090 2
59THRT6030 1
59THRT7230 2

90° CORNER CONNECTOR TOPS WITH RECTANGULAR TABLES



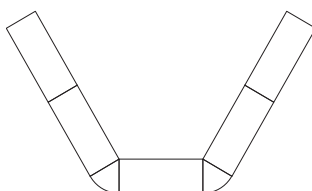
Model Number Qty.
59TC363690 4
59THRT7236 6

TRAPEZOID TABLES WITH RECTANGULAR TABLES



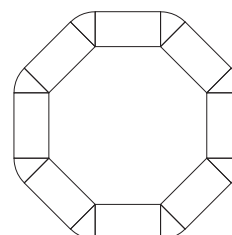
Model Number Qty.
59THTZ6030 3
59THRT6030 4

60° CORNER CONNECTOR TOPS WITH RECTANGULAR TABLES



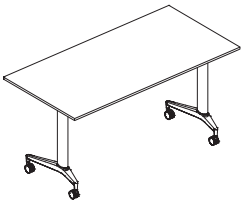
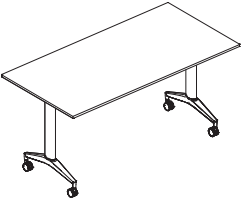
Model Number Qty.
59TC242460 2
59THRT6024 5

45° CORNER CONNECTOR TOPS WITH RECTANGULAR TABLES



Model Number Qty.
59TC242445 8
59THRT4824 8

REVO | RECTANGULAR TABLES W/ FIXED C & T BASES

| Description | Model | Laminate W/ PVC Edge | Rift Oak, Cherry, Walnut, Maple | W | D | H | KW | Shipping Weight | Cubic Feet |
|----------------------------------------------------------------------------------------------------------------------------------------------------------------------------------------------------------|-----------------|----------------------------|------------------------------------------|-------|-------|-------|------|--------------------|---------------|
|  <p>C-base inset from ends: 72" tables & smaller - 3" 78" tables - inset 6" 84" tables - inset 15"</p> | 59THRT4820CB_W_ | 1363 | 1789 | 47.75 | 19.75 | 29.25 | 36.5 | 62 | 5 |
| | 59THRT5420CB_W_ | 1394 | 1823 | 53.75 | 19.75 | 29.25 | 42.5 | 65 | 5.5 |
| | 59THRT6020CB_W_ | 1423 | 1860 | 59.75 | 19.75 | 29.25 | 48.5 | 69 | 5.5 |
| | 59THRT6620CB_W_ | 1527 | 1974 | 65.75 | 19.75 | 29.25 | 54.5 | 76 | 6 |
| | 59THRT7220CB_W_ | 1583 | 2048 | 71.75 | 19.75 | 29.25 | 60.5 | 82 | 6 |
| | 59THRT7820CB_W_ | 1645 | 2130 | 77.75 | 19.75 | 29.25 | 60.5 | 83 | 6.5 |
| | 59THRT8420CB_W_ | 1708 | 2210 | 83.75 | 19.75 | 29.25 | 48.5 | 84 | 7 |
| | 59THRT4824CB_W_ | 1415 | 1845 | 47.75 | 23.75 | 29.25 | 36.5 | 68 | 5.5 |
| | 59THRT5424CB_W_ | 1449 | 1886 | 53.75 | 23.75 | 29.25 | 42.5 | 73 | 6 |
| | 59THRT6024CB_W_ | 1482 | 1928 | 59.75 | 23.75 | 29.25 | 48.5 | 77 | 6 |
| | 59THRT6624CB_W_ | 1597 | 2042 | 65.75 | 23.75 | 29.25 | 54.5 | 80 | 6.5 |
| | 59THRT7224CB_W_ | 1666 | 2109 | 71.75 | 23.75 | 29.25 | 60.5 | 91 | 6.5 |
| | 59THRT7824CB_W_ | 1730 | 2191 | 77.75 | 23.75 | 29.25 | 60.5 | 92 | 7 |
| | 59THRT8424CB_W_ | 1795 | 2278 | 83.75 | 23.75 | 29.75 | 48.5 | 93 | 7.5 |
| | 59THRT4830CB_W_ | 1508 | 1915 | 47.75 | 29.75 | 29.25 | 36.5 | 77 | 6 |
| | 59THRT5430CB_W_ | 1533 | 1967 | 53.75 | 29.75 | 29.25 | 42.5 | 81 | 6.5 |
| | 59THRT6030CB_W_ | 1558 | 2017 | 59.75 | 29.75 | 29.25 | 48.5 | 88 | 6.5 |
| | 59THRT6630CB_W_ | 1668 | 2139 | 65.75 | 29.75 | 29.25 | 54.5 | 90 | 7 |
| | 59THRT7230CB_W_ | 1732 | 2217 | 71.75 | 29.75 | 29.25 | 60.5 | 104 | 7.5 |
| | 59THRT7830CB_W_ | 1798 | 2295 | 77.75 | 29.75 | 29.25 | 60.5 | 107 | 8 |
| | 59THRT8430CB_W_ | 1862 | 2373 | 83.75 | 29.75 | 29.25 | 48.5 | 109 | 8 |
|  <p>T-base inset from ends: 72" tables & smaller - 3" 78" tables - inset 6" 84" tables - inset 15"</p> | 59THRT4824TB_W_ | 1415 | 1845 | 47.75 | 23.75 | 29.25 | 36.5 | 68 | 5.5 |
| | 59THRT5424TB_W_ | 1449 | 1886 | 53.75 | 23.75 | 29.25 | 42.5 | 73 | 6 |
| | 59THRT6024TB_W_ | 1482 | 1928 | 59.75 | 23.75 | 29.25 | 48.5 | 77 | 6 |
| | 59THRT6624TB_W_ | 1597 | 2042 | 65.75 | 23.75 | 29.25 | 54.5 | 80 | 6.5 |
| | 59THRT7224TB_W_ | 1666 | 2109 | 71.75 | 23.75 | 29.25 | 60.5 | 91 | 6.5 |
| | 59THRT7824TB_W_ | 1730 | 2191 | 77.75 | 23.75 | 29.25 | 60.5 | 92 | 7 |
| | 59THRT8424TB_W_ | 1795 | 2278 | 77.75 | 23.75 | 29.25 | 48.5 | 93 | 7.5 |
| | 59THRT4830TB_W_ | 1508 | 1915 | 47.75 | 29.75 | 29.25 | 36.5 | 77 | 6 |
| | 59THRT5430TB_W_ | 1533 | 1967 | 53.75 | 29.75 | 29.25 | 42.5 | 81 | 6.5 |
| | 59THRT6030TB_W_ | 1558 | 2017 | 59.75 | 29.75 | 29.25 | 48.5 | 88 | 6.5 |
| | 59THRT6630TB_W_ | 1668 | 2139 | 65.75 | 29.75 | 29.25 | 54.5 | 90 | 7 |
| | 59THRT7230TB_W_ | 1732 | 2217 | 71.75 | 29.75 | 29.25 | 60.5 | 104 | 7.5 |
| | 59THRT7830TB_W_ | 1798 | 2295 | 77.75 | 29.75 | 29.25 | 60.5 | 107 | 8 |
| | 59THRT8430TB_W_ | 1862 | 2373 | 83.75 | 29.75 | 29.25 | 48.5 | 109 | 8 |
| | 59THRT4836TB_W_ | 1609 | 2069 | 47.75 | 35.75 | 29.25 | 36.5 | 91 | 8 |
| | 59THRT5436TB_W_ | 1661 | 2130 | 53.75 | 35.75 | 29.25 | 42.5 | 98 | 8.5 |
| | 59THRT6036TB_W_ | 1709 | 2188 | 59.75 | 35.75 | 29.25 | 48.5 | 104 | 9 |
| | 59THRT6636TB_W_ | 1821 | 2316 | 65.75 | 35.75 | 29.25 | 54.5 | 113 | 9.5 |
| | 59THRT7236TB_W_ | 1886 | 2401 | 71.75 | 35.75 | 29.25 | 60.5 | 122 | 9.5 |
| | 59THRT7836TB_W_ | 1955 | 2485 | 77.75 | 35.75 | 29.25 | 60.5 | 126 | 10 |
| | 59THRT8436TB_W_ | 2019 | 2562 | 83.75 | 35.75 | 29.25 | 48.5 | 130 | 10 |

ORDERING NOTES:

To order bases with glides, replace the 1st underscore in the model number with the letter "G"; e.g. "59THRT7224CBGW_".

To order bases with casters, replace the 1st underscore in the model number with the letter "C"; e.g. "59THRT7224CBCW_".

To order the standard cable manager replace the 2nd underscore in the model number with the number "1"; e.g. "59THRT7224CBGW1".

To order the high capacity base cable manager replace the 2nd underscore in the model number with the number "2". e.g. "59THRT7224CBCW2".

ORDERING PROCEDURE

To order, please specify the following:

- 1) Krug product model number
 - 2) Wood species and finish or Laminate
 - 3) Grommet location and style if applicable
 - 4) Edge profile - D or T
- (Knife Edge is optional on Wood and Laminate work-surfaces for a upcharge of \$157 list per table.
- 5) Modesty Panel if applicable (see page 25)

*indicates model illustrated by line drawing.

KRUG EXPRESS

See page 39 for Krug Express program.

STANDARD FINISHES

For a complete list of standard finishes, please see page 40 for Standard Wood Finishes or In-Stock Laminates .

MODESTY PANELS

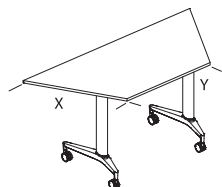
Please see page 25 for options and upcharges.

VENEER TOPS

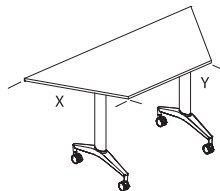
Please note when ordering wood veneer tables, these tables can only be ordered with a wood edge.

REVO | TRAPEZOID TABLES W/ FIXED C & T BASES

| Description | Model | Laminate W/ PVC Edge | Rift Oak, Cherry, Walnut, Maple | W | D | H | KW | Shipping Weight | Cubic Feet | X | Y |
|----------------------------------------------------------------------------------|-----------------|----------------------------|------------------------------------------|-------|-------|-------|-------|--------------------|---------------|-------|-------|
| Trapezoid Table w/ Fixed C - Base. Casters or Glides - No Modesty Panel | 59THTZ4824CB_W_ | 1504 | 1927 | 47.75 | 20.75 | 29.25 | 21.5 | 56 | 5.5 | 23.75 | 23.75 |
| | 59THTZ6030CB_W_ | 1644 | 2065 | 59.75 | 25.75 | 29.25 | 27.75 | 69 | 6.5 | 29.75 | 29.75 |
| | 59THTZ7236CB_W_ | 1909 | 2394 | 71.75 | 31 | 29.25 | 35.75 | 84 | 7.5 | 35.75 | 35.75 |



| | | | | | | | | | | | |
|----------------------------------------------------------------------------------|-----------------|------|------|-------|-------|-------|-------|----|-----|-------|-------|
| Trapezoid Table w/ Fixed T - Base. Casters or Glides - No Modesty Panel | 59THTZ6030TB_W_ | 1644 | 2065 | 59.75 | 25.75 | 29.25 | 27.75 | 69 | 6.5 | 29.75 | 29.75 |
| | 59THTZ7236TB_W_ | 1909 | 2394 | 71.75 | 31 | 29.25 | 35.75 | 84 | 7.5 | 35.75 | 35.75 |

**ORDERING NOTES:**

To order bases with glides, replace the 1st underscore in the model number with the letter “G”; e.g. 59THRT7224CBGW_.

To order bases with casters, replace the 1st underscore in the model number with the letter “C”; e.g. 59THRT7224CBCW_.

To order the standard cable manager replace the 2nd underscore in the model number with the number “1”; e.g. 59THRT7224CBGW1.

To order the high capacity base cable manager replace the 2nd underscore in the model number with the number “2”; e.g. 59THRT7224CBCW2.

ORDERING PROCEDURE

To order, please specify the following:

- 1) Krug product model number
- 2) Wood species and finish or Laminate
- 3) Grommet location and style if applicable
- 4) Edge profile - D or T
(Knife Edge is optional on Wood and Laminate work-surfaces for a upcharge of **150 list** per table.
- 5) Modesty Panel if applicable (see page 25)

*indicates model illustrated by line drawing.

KRUG EXPRESS

See page 39 for Krug Express program.

STANDARD FINISHES

For a complete list of standard finishes, please see page 40 for Standard Wood Finishes or In-Stock Laminates.

MODESTY PANELS

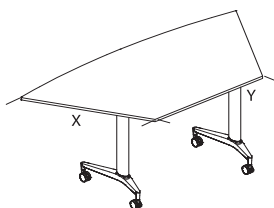
Please see page 25 for options and upcharges.

 veneer TOPS

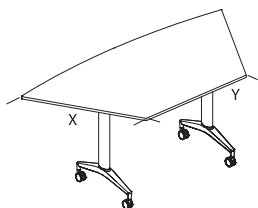
Please note when ordering wood veneer tables, these tables can only be ordered with a wood edge.

REVO | ARCED TRAPEZOID TABLES W/ FIXED C & T BASES

| Description | Model | Laminate W/ PVC Edge | Rift Oak, Cherry, Walnut, Maple | W | D | H | KW | Shipping Weight | Cubic Feet | X | Y |
|----------------------------------------------------------------------------------------|-----------------|----------------------------|------------------------------------------|-------|------|-------|-------|--------------------|---------------|-------|-------|
| Arced Trapezoid Table w/ Fixed C - Base. Casters or Glides - No Modesty Panel | 59THAZ4824CB_W_ | 1565 | 1977 | 47.75 | 23.5 | 29.25 | 20.5 | 59 | 5.5 | 23.75 | 23.75 |
| | 59THAZ6024CB_W_ | 1633 | 2064 | 59.75 | 23.5 | 29.25 | 32.25 | 67 | 6 | 23.75 | 35.75 |
| | 59THAZ7224CB_W_ | 1788 | 2280 | 71.75 | 23.5 | 29.25 | 44.25 | 75 | 6.5 | 23.75 | 47.75 |
| | 59THAZ6030CB_W_ | 1644 | 2107 | 59.75 | 28.5 | 29.25 | 29.25 | 72 | 6.5 | 29.75 | 29.75 |
| | 59THAZ7230CB_W_ | 1855 | 2340 | 71.75 | 28.5 | 29.25 | 41.25 | 82 | 7 | 29.75 | 41.75 |



| | | | | | | | | | | | |
|----------------------------------------------------------------------------------------|-----------------|------|------|-------|-------|-------|-------|----|-----|-------|-------|
| Arced Trapezoid Table w/ Fixed T - Base. Casters or Glides - No Modesty Panel | 59THAZ4824TB_W_ | 1565 | 1977 | 47.75 | 23.5 | 29.25 | 20.5 | 59 | 5.5 | 23.75 | 23.75 |
| | 59THAZ6024TB_W_ | 1633 | 2064 | 59.75 | 23.5 | 29.25 | 32.25 | 67 | 6 | 23.75 | 35.75 |
| | 59THAZ7224TB_W_ | 1788 | 2280 | 71.75 | 23.5 | 29.25 | 44.25 | 75 | 6.5 | 23.75 | 47.75 |
| | 59THAZ6030TB_W_ | 1644 | 2107 | 59.75 | 28.5 | 29.25 | 29.25 | 72 | 6.5 | 29.75 | 29.75 |
| | 59THAZ7230TB_W_ | 1855 | 2340 | 71.75 | 28.5 | 29.25 | 41.25 | 82 | 7 | 29.75 | 41.75 |
| | 59THAZ6036TB_W_ | 1756 | 2196 | 59.75 | 33.75 | 29.25 | 26 | 76 | 7 | 35.75 | 23.75 |
| | 59THAZ7236TB_W_ | 1947 | 2434 | 71.75 | 33.75 | 29.25 | 37.75 | 88 | 7.5 | 35.75 | 35.75 |



ORDERING NOTES: To order bases with glides, replace the 1st underscore in the model number with the letter “G”; e.g. “59THZ6030CBGW”.

To order bases with casters, replace the 1st underscore in the model number with the letter “C”; e.g. “59THZ6030CBCW”.

To order the standard cable manager replace the 2nd underscore in the model number with the number “1”; e.g. “59THZ6030CBGW1”.

To order the high capacity base cable manager replace the 2nd underscore in the model number with the number “2”; e.g. “59THZ6030CBCW2”.

DIMENSION KEY

W – width
D – depth
H – height of worksurface
KW – kneehole width
X & Y – dimensions as indicated on line drawing

Dimensions are in inches and approximate.
Contact Customer Service if dimensions are critical.

KRUG EXPRESS

See page 39 for Krug Express program.

STANDARD FINISHES

For a complete list of standard finishes, please see page 40 for Standard Wood Finishes or In-Stock Laminates.

MODESTY PANELS

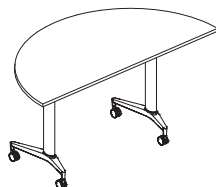
Please see page 25 for options and upcharges.

VENEER TOPS

Please note when ordering wood veneer tables, these tables can only be ordered with a wood edge.

REVO | HALF ROUND TABLES W/ FIXED C & T BASES SQUARE TABLES W/ FIXED T BASE

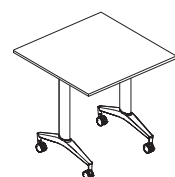
| Description | Model | Laminate W/ PVC Edge | Rift Oak, Cherry, Walnut, Maple | W | D | H | KW | Shipping Weight | Cubic Feet | X | Y |
|------------------------------------------------|-----------------|----------------------------|------------------------------------------|-------|-------|-------|-------|--------------------|---------------|---|---|
| Half Round Table w/ Fixed C - Base. Casters | 59THDH4824CB_W_ | 1447 | 1880 | 47.75 | 23.75 | 29.25 | 30 | 60 | 5 | - | - |
| or Glides - No Modesty Panel | 59THDH6030CB_W_ | 1673 | 2059 | 59.75 | 29.75 | 29.25 | 33.25 | 76 | 6.5 | - | - |
| | 59THDH7236CB_W_ | 1863 | 2386 | 71.75 | 35.75 | 29.25 | 45.25 | 95 | 8 | - | - |



| | | | | | | | | | | | |
|------------------------------------------------|-----------------|------|------|-------|-------|-------|-------|----|-----|---|---|
| Half Round Table w/ Fixed T - Base. Casters | 59THDH6030TB_W_ | 1673 | 2059 | 59.75 | 29.75 | 29.25 | 33.25 | 76 | 6.5 | - | - |
| or Glides - No Modesty Panel | 59THDH7236TB_W_ | 1863 | 2386 | 71.75 | 35.75 | 29.25 | 45.25 | 95 | 8 | - | - |



| | | | | | | | | | | | |
|--------------------------------------------|-----------------|------|------|-------|-------|-------|------|----|-----|---|---|
| Square Table w/ Fixed T - Base. Casters | 59THSQ3030TB_W_ | 1512 | 1898 | 29.75 | 29.75 | 29.25 | 24.5 | 59 | 4 | - | - |
| or Glides - No Modesty Panel | 59THSQ3636TB_W_ | 1533 | 1968 | 35.75 | 35.75 | 29.25 | 24.5 | 71 | 4.5 | - | - |



ORDERING NOTES: To order bases with glides, replace the 1st underscore in the model number with the letter “G”; e.g. “59THRT7224CBGW_”.

To order bases with casters, replace the 1st underscore in the model number with the letter “C”; e.g. “59THRT7224CBCW_”.

To order the standard cable manager replace the 2nd underscore in the model number with the number “1”; e.g. “59THRT7224CBGW1”.

To order the high capacity base cable manager replace the 2nd underscore in the model number with the number “2”; e.g. “59THRT7224CBCW2”.

DIMENSION KEY

W – width
D – depth
H – height of worksurface
KW – kneehole width
X & Y – dimensions as indicated on line drawing

Dimensions are in inches and approximate.
Contact Customer Service if dimensions are critical.

KRUG EXPRESS

See page 39 for Krug Express program.

STANDARD FINISHES

For a complete list of standard finishes, please see page 40 for Standard Wood Finishes or In-Stock Laminates.

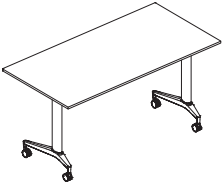
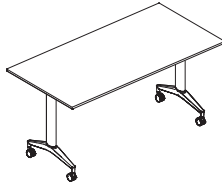
MODESTY PANELS

Modesty panels are not available on half round and square tables.

VENEER TOPS

Please note when ordering wood veneer tables, these tables can only be ordered with a wood edge.

REVO | RECTANGULAR NESTING TABLES W/ C & T BASES

| Description | Model | Laminate W/ PVC Edge | Rift Oak, Cherry, Walnut, Maple | W | D | H | KW | Shipping Weight | Cubic Feet | X | Y |
|-----------------------------------------------------------------------------------------------------------------------------------------------------------------------|---------------------------|----------------------------|------------------------------------------|-------|-------|-------|------|--------------------|---------------|---|---|
|  Rectangular Nesting Table w/ C - Base. Casters or Glides - No Modesty Panel | 59THRT4820CBFP_W_ | 1861 | 2283 | 47.75 | 19.75 | 29.25 | 36.5 | 62 | 5 | - | - |
| | 59THRT5420CBFP_W_ | 1892 | 2321 | 53.75 | 19.75 | 29.25 | 42.5 | 65 | 5.5 | - | - |
| | 59THRT6020CBFP_W_ | 1922 | 2356 | 59.75 | 19.75 | 29.25 | 48.5 | 69 | 5.5 | - | - |
| | 59THRT6620CBFP_W_ | 2236 | 2673 | 65.75 | 19.75 | 29.25 | 54.5 | 76 | 6 | - | - |
| | 59THRT7220CBFP_W_ | 2286 | 2736 | 71.75 | 19.75 | 29.25 | 60.5 | 82 | 6 | - | - |
| | 59THRT7820CBFP_W_ | 2348 | 2808 | 77.75 | 19.75 | 29.25 | 72.5 | 83 | 6.5 | - | - |
| | 59THRT8420CBFP_W_ | 2415 | 2888 | 83.75 | 29.75 | 29.25 | 48.5 | 84 | 7 | - | - |
| | 59THRT4824CBFP_W_ | 1914 | 2346 | 47.75 | 23.75 | 29.25 | 36.5 | 68 | 5.5 | - | - |
| | 59THRT5424CBFP_W_ | 1949 | 2388 | 53.75 | 23.75 | 29.25 | 42.5 | 73 | 6 | - | - |
| | 59THRT6024CBFP_W_ | 1984 | 2431 | 59.75 | 23.75 | 29.25 | 48.5 | 77 | 6 | - | - |
| | 59THRT6624CBFP_W_ | 2308 | 2754 | 65.75 | 23.75 | 29.25 | 54.5 | 80 | 6.5 | - | - |
| | 59THRT7224CBFP_W_ | 2374 | 2818 | 71.75 | 23.75 | 29.25 | 60.5 | 91 | 6.5 | - | - |
| | 59THRT7824CBFP_W_ | 2436 | 2881 | 77.75 | 23.75 | 29.25 | 72.5 | 92 | 7 | - | - |
| | 59THRT8424CBFP_W_ | 2500 | 2944 | 83.75 | 23.75 | 29.25 | 48.5 | 93 | 7.5 | - | - |
| | 59THRT4830CBFP_W_ | 2007 | 2418 | 47.75 | 29.75 | 29.25 | 36.5 | 77 | 6 | - | - |
| | 59THRT5430CBFP_W_ | 2033 | 2466 | 53.75 | 29.75 | 29.25 | 42.5 | 81 | 6.5 | - | - |
| | 59THRT6030CBFP_W_ | 2059 | 2517 | 59.75 | 29.75 | 29.25 | 48.5 | 88 | 6.5 | - | - |
| | 59THRT6630CBFP_W_ | 2381 | 2851 | 65.75 | 29.75 | 29.25 | 54.5 | 90 | 7 | - | - |
| | 72" tables & smaller - 3" | 59THRT7230CBFP_W_ | 2441 | 71.75 | 29.75 | 29.25 | 60.5 | 104 | 7.5 | - | - |
| | 78" tables - inset 6" | 59THRT7830CBFP_W_ | 2503 | 77.75 | 29.75 | 29.25 | 60.5 | 107 | 8 | - | - |
| | 84" tables - inset 15" | 59THRT8430CBFP_W_ | 2668 | 83.75 | 29.75 | 29.25 | 48.5 | 109 | 8 | - | - |
|  Rectangular Nesting Table w/ T- Base. Casters or Glides No Modesty Panel | 59THRT4824TBFP_W_ | 1914 | 2346 | 47.75 | 23.75 | 29.25 | 36.5 | 68 | 5.5 | - | - |
| | 59THRT5424TBFP_W_ | 1949 | 2388 | 53.75 | 23.75 | 29.25 | 42.5 | 73 | 6 | - | - |
| | 59THRT6024TBFP_W_ | 1984 | 2431 | 59.75 | 23.75 | 29.25 | 48.5 | 77 | 6 | - | - |
| | 59THRT6624TBFP_W_ | 2308 | 2754 | 65.75 | 23.75 | 29.25 | 54.5 | 80 | 6.5 | - | - |
| | 59THRT7224TBFP_W_ | 2374 | 2818 | 71.75 | 23.75 | 29.25 | 60.5 | 91 | 6.5 | - | - |
| | 59THRT7824TBFP_W_ | 2436 | 2881 | 77.75 | 23.75 | 29.25 | 60.5 | 92 | 7 | - | - |
| | 59THRT8424TBFP_W_ | 2500 | 2944 | 83.75 | 23.75 | 29.25 | 48.5 | 93 | 7.5 | - | - |
| | 59THRT4830TBFP_W_ | 2007 | 2418 | 47.75 | 29.75 | 29.25 | 36.5 | 77 | 6 | - | - |
| | 59THRT5430TBFP_W_ | 2033 | 2466 | 53.75 | 29.75 | 29.25 | 42.5 | 81 | 6.5 | - | - |
| | 59THRT6030TBFP_W_ | 2059 | 2517 | 59.75 | 29.75 | 29.25 | 48.5 | 88 | 6.5 | - | - |
| | 59THRT6630TBFP_W_ | 2381 | 2851 | 65.75 | 29.75 | 29.25 | 54.5 | 90 | 7 | - | - |
| | 59THRT7230TBFP_W_ | 2441 | 2926 | 71.75 | 29.75 | 29.25 | 60.5 | 104 | 7.5 | - | - |
| | 59THRT7830TBFP_W_ | 2606 | 3042 | 77.75 | 29.75 | 29.25 | 60.5 | 107 | 8 | - | - |
| | 59THRT8430TBFP_W_ | 2668 | 3105 | 83.75 | 29.75 | 29.25 | 48.5 | 109 | 8 | - | - |
| | 59THRT4836TBFP_W_ | 2090 | 2552 | 47.75 | 35.75 | 29.25 | 36.5 | 91 | 8 | - | - |
| | 59THRT5436TBFP_W_ | 2140 | 2610 | 53.75 | 35.75 | 29.25 | 42.5 | 98 | 8.5 | - | - |
| | 59THRT6036TBFP_W_ | 2192 | 2669 | 59.75 | 35.75 | 29.25 | 48.5 | 104 | 9 | - | - |
| | 59THRT6636TBFP_W_ | 2515 | 3009 | 65.75 | 35.75 | 29.25 | 54.5 | 113 | 9.5 | - | - |
| | 78" tables - inset 6" | 59THRT7236TBFP_W_ | 2577 | 71.75 | 35.75 | 29.25 | 60.5 | 122 | 9.5 | - | - |
| | 84" tables - inset 15" | 59THRT7836TBFP_W_ | 2639 | 77.75 | 35.75 | 29.25 | 60.5 | 126 | 10 | - | - |
| | 59THRT8436TBFP_W_ | 2703 | 3248 | 83.75 | 35.75 | 29.25 | 48.5 | 130 | 10 | - | - |

ORDERING NOTES: To order bases with glides, replace the 1st underscore in the model number with the letter "G"; e.g. "59THRT7224CBFPGW_".

To order bases with casters, replace the 1st underscore in the model number with the letter "C"; e.g. "59THRT7224CBFPCW_".

To order the standard cable manager replace the 2nd underscore in the model number with the number "1"; e.g. "59THRT7224CBFPGW1".

DIMENSION KEY

W – width
D – depth
H – height of worksurface
KW – kneehole width
X & Y – dimensions as indicated on line drawing

Dimensions are in inches and approximate.
Contact Customer Service if dimensions are critical.

KRUG EXPRESS

See page 39 for Krug Express program.

STANDARD FINISHES

For a complete list of standard finishes, please see page 40 for Standard Wood Finishes or In-Stock Laminates.

MODESTY PANELS

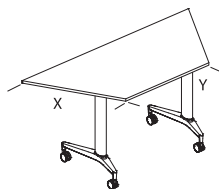
Please see page 25 for options and upcharges.

veneer tops

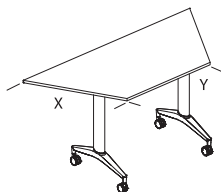
Please note when ordering wood veneer tables, these tables can only be ordered with a wood edge.

REVO | TRAPEZOID NESTING TABLES W/ C & T BASES

| Description | Model | Laminate W/ PVC Edge | Rift Oak, Cherry, Walnut, Maple | W | D | H | KW | Shipping Weight | Cubic Feet | X | Y |
|-----------------------------------------|-------------------|----------------------------|------------------------------------------|-------|-------|-------|-------|--------------------|---------------|-------|-------|
| Trapezoid Nesting Table w/ C - Base. | 59THTZ4824CBFP_W_ | 2001 | 2422 | 47.75 | 20.75 | 29.25 | 18.25 | 56 | 5.5 | 23.75 | 23.75 |
| Casters or Glides - No Modesty Panel | 59THTZ6030CBFP_W_ | 2145 | 2567 | 59.75 | 20.75 | 29.25 | 24.5 | 69 | 6.5 | 29.75 | 29.75 |
| | 59THTZ7236CBFP_W_ | 2472 | 2959 | 71.75 | 31 | 29.25 | 32.5 | 84 | 7.5 | 35.75 | 35.75 |



| | | | | | | | | | | | |
|-----------------------------------------|------------------|------|------|-------|-------|-------|-------|----|-----|-------|-------|
| Trapezoid Nesting Table w/ T - Base. | 59THZ6030TBFP_W_ | 2145 | 2567 | 59.75 | 20.75 | 29.25 | 27.5 | 69 | 6.5 | 29.75 | 29.75 |
| Casters or Glides - No Modesty Panel | 59THZ7236TBFP_W_ | 2472 | 2959 | 71.75 | 31 | 29.25 | 35.75 | 84 | 7.5 | 35.75 | 35.75 |



ORDERING NOTES: To order bases with glides, replace the 1st underscore in the model number with the letter “G”; e.g. “59THRT7224CBFPGW_”.

To order bases with casters, replace the 1st underscore in the model number with the letter “C”; e.g. “59THRT7224CBFPCW_”.

To order the standard cable manager replace the 2nd underscore in the model number with the number “1”; e.g. “59THRT7224CBFP-W1”.

To order the high capacity base cable manager replace the 2nd underscore in the model number with the number “2”; e.g. “59THRT7224CBFPCW2”.

DIMENSION KEY

W – width
D – depth
H – height of worksurface
KW – kneehole width
X & Y – dimensions as indicated on line drawing

Dimensions are in inches and approximate.
Contact Customer Service if dimensions are critical.

KRUG EXPRESS

See page 39 for Krug Express program.

STANDARD FINISHES

For a complete list of standard finishes, please see page 40 for Standard Wood Finishes or In-Stock Laminates.

MODESTY PANELS

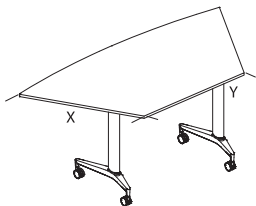
Please see page 25 for options and upcharges.

VENEER TOPS

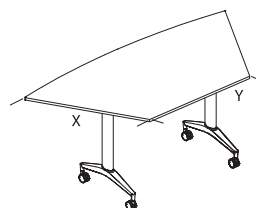
Please note when ordering wood veneer tables, these tables can only be ordered with a wood edge.

REVO | ARCED TRAPEZOID NESTING TABLES W/ C & T BASES

| Description | Model | Laminate W/ PVC Edge | Rift Oak, Cherry, Walnut, Maple | W | D | H | KW | Shipping Weight | Cubic Feet | X | Y |
|--------------------------------------------|-------------------|----------------------------|------------------------------------------|-------|------|-------|-------|--------------------|---------------|-------|-------|
| Arced Trapezoid Nesting Table w/ C - Base. | 59THAZ4824CBFP_W_ | 2065 | 2479 | 47.75 | 23.5 | 29.25 | 17.25 | 59 | 5.5 | 23.75 | 23.75 |
| Casters or Glides - No Modesty Panel | 59THAZ6024CBFP_W_ | 2133 | 2566 | 59.75 | 23.5 | 29.25 | 29 | 67 | 6 | 23.75 | 35.75 |
| | 59THAZ7224CBFP_W_ | 2286 | 2780 | 71.75 | 23.5 | 29.25 | 41 | 75 | 6.5 | 23.75 | 47.75 |
| | 59THAZ6030CBFP_W_ | 2145 | 2608 | 59.75 | 28.5 | 29.25 | 26 | 72 | 6.5 | 29.75 | 29.75 |
| | 59THAZ7230CBFP_W_ | 2355 | 2839 | 71.75 | 28.5 | 29.25 | 38 | 82 | 7 | 29.75 | 41.75 |



| | | | | | | | | | | | |
|---------------------------------------------------------------------------------|-------------------|------|------|-------|-------|-------|-------|----|-----|-------|-------|
| Arced Trapezoid Nesting Table w/ T - Base. Casters or Glides - No Modesty Panel | 59THAZ4824TBFP_W_ | 2065 | 2479 | 47.75 | 23.5 | 29.25 | 20.5 | 59 | 5.5 | 23.75 | 23.75 |
| | 59THAZ6024TBFP_W_ | 2133 | 2566 | 59.75 | 23.5 | 29.25 | 32.25 | 67 | 6 | 23.75 | 35.75 |
| | 59THAZ7224TBFP_W_ | 2286 | 2780 | 71.75 | 23.5 | 29.25 | 44.25 | 75 | 6.5 | 23.75 | 47.75 |
| | 59THAZ6030TBFP_W_ | 2145 | 2608 | 59.75 | 28.5 | 29.25 | 29.25 | 72 | 6.5 | 29.75 | 29.75 |
| | 59THAZ7230TBFP_W_ | 2355 | 2839 | 71.75 | 28.5 | 29.25 | 41.25 | 82 | 7 | 29.75 | 41.75 |
| | 59THAZ6036TBFP_W_ | 2256 | 2698 | 59.75 | 33.75 | 29.25 | 26 | 76 | 7 | 35.75 | 23.75 |
| | 59THAZ7236TBFP_W_ | 2449 | 2935 | 71.75 | 33.75 | 29.25 | 37.75 | 88 | 7.5 | 35.75 | 35.75 |



ORDERING NOTES: To order bases with glides, replace the 1st underscore in the model number with the letter “G”;

e.g. “59THZ6030CBFPGW”.

To order bases with casters, replace the 1st underscore in the model number with the letter “C”; e.g. “59THZ6030CBFPCW”.

To order the standard cable manager replace the 2nd underscore in the model number with the number “1”; e.g. “59THZ6030CBFPGW1”.

To order the high capacity base cable manager replace the 2nd underscore in the model number with the number “2”;

e.g. “59THZ6030CBFPCW2”.

DIMENSION KEY

W – width
D – depth
H – height of worksurface
KW – kneehole width
X & Y – dimensions as indicated on line drawing

Dimensions are in inches and approximate.
Contact Customer Service if dimensions are critical.

KRUG EXPRESS

See page 39 for Krug Express program.

STANDARD FINISHES

For a complete list of standard finishes, please see page 40 for Standard Wood Finishes or In-Stock Laminates.

MODESTY PANELS

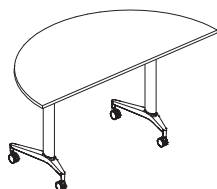
Please see page 25 for options and upcharges.

VENEER TOPS

Please note when ordering wood veneer tables, these tables can only be ordered with a wood edge.

REVO | HALF ROUND NESTING TABLES W/ C & T BASES CORNER CONNECTING TOPS

| Description | Model | Laminate W/ PVC Edge | Rift Oak, Cherry, Walnut, Maple | W | D | H | KW | Shipping Weight | Cubic Feet | X | Y |
|------------------------------------------------------------------------------------|-------------------|----------------------------|------------------------------------------|-------|-------|-------|-------|--------------------|---------------|---|---|
| Half Round Nesting Table w/C - Base. Casters or Glides - No Modesty Panel | 59THDH4824CBFP_W_ | 1944 | 2376 | 47.75 | 23.75 | 29.25 | 30 | 60 | 5 | - | - |
| | 59THDH6030CBFP_W_ | 2174 | 2560 | 59.75 | 29.75 | 29.25 | 33.25 | 76 | 6.5 | - | - |
| | 59THDH7236CBFP_W_ | 2364 | 2886 | 71.75 | 35.75 | 29.25 | 45.25 | 95 | 8 | - | - |



| | | | | | | | | | | | |
|------------------------------------------------------------------------------------|-------------------|------|------|-------|-------|-------|-------|----|-----|---|---|
| Half Round Nesting Table w/T - Base. Casters or Glides - No Modesty Panel | 59THDH6030TBFP_W_ | 2174 | 2560 | 59.75 | 29.75 | 29.25 | 33.25 | 76 | 6.5 | - | - |
| | 59THDH7236TBFP_W_ | 2364 | 2886 | 71.75 | 35.75 | 29.25 | 45.25 | 95 | 8 | - | - |



| | | | | | | | | | | | |
|-----------------|------------|-----|-----|-------|-------|-------|-------|----|-----|---|---|
| 45° Corner Tops | 59TC242445 | 415 | 456 | 18.25 | 23.75 | 29.25 | 18.25 | 21 | 2.5 | - | - |
| | 59TC303045 | 438 | 483 | 22.75 | 35.75 | 29.25 | 22.75 | 27 | 3.5 | - | - |
| | 59TC363645 | 470 | 515 | 27.75 | 35.75 | 29.25 | 27.25 | 36 | 4.5 | - | - |



| | | | | | | | | | | | |
|-----------------|------------|-----|-----|-------|-------|-------|-------|----|-----|---|---|
| 60° Corner Tops | 59TC242460 | 470 | 515 | 23.75 | 23.75 | 29.25 | 23.75 | 27 | 3 | - | - |
| | 59TC303060 | 497 | 546 | 29.75 | 29.75 | 29.25 | 29.75 | 36 | 4 | - | - |
| | 59TC363660 | 532 | 586 | 35.75 | 35.75 | 29.25 | 35.75 | 44 | 5.5 | - | - |



ORDERING NOTES: To order bases with glides, replace the 1st underscore in the model number with the letter “G”; e.g. “59THRT7224CBFDGW_”.

To order bases with casters, replace the 1st underscore in the model number with the letter “C”; e.g. “59THRT7224CBFDCW_”.

To order the standard cable manager replace the 2nd underscore in the model number with the number “1”; e.g. “59THRT7224CBFDGW1”.

To order the high capacity base cable manager replace the 2nd underscore in the model number with the number “2”; e.g. “59THRT7224CBFDCW2”.

Please note that modesty panels are not available on half round tables.

DIMENSION KEY

W – width
D – depth
H – height of worksurface
KW – kneehole width
X & Y – dimensions as indicated on line drawing

Dimensions are in inches and approximate.
Contact Customer Service if dimensions are critical.

KRUG EXPRESS

See page 39 for Krug Express program.

STANDARD FINISHES

For a complete list of standard finishes, please see page 40 for Standard Wood Finishes or In-Stock Laminates.

MODESTY PANELS

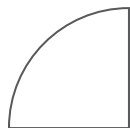
Modesty Panels are not available on half round tables.

VENEER TOPS

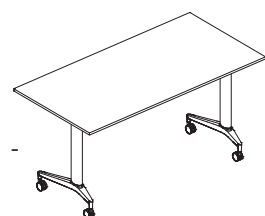
Please note when ordering wood veneer tables, these tables can only be ordered with a wood edge.

REVO | CORNER CONNECTING TOPS RECTANGULAR TABLES W/ FOLDING C & T BASES

| Description | Model | Laminate W/ PVC Edge | Rift Oak, Cherry, Walnut, Maple | W | D | H | KW | Shipping Weight | Cubic Feet |
|----------------|------------|----------------------------|------------------------------------------|-------|-------|-------|-------|--------------------|---------------|
| 90 Corner Tops | 59TC242490 | 555 | 606 | 33.75 | 23.75 | 29.25 | 33.75 | 36 | 2.5 |
| | 59TC303090 | 586 | 644 | 42.75 | 29.75 | 29.25 | 42 | 44 | 5.5 |
| | 59TC363690 | 627 | 689 | 50.5 | 35.75 | 29.25 | 50.5 | 61 | 8 |




| | | | | | | | | | |
|--------------------------------------------------------------------------------------|-------------------|------|------|-------|-------|-------|------|-----|-----|
| Rectangular Table w/ Folding C - Base. Casters or Glides - No Modesty Panel | 59THRT6020CBFD_W_ | 1634 | 2046 | 59.75 | 19.75 | 29.25 | 48.5 | 69 | 5.5 |
| | 59THRT6620CBFD_W_ | 1729 | 2147 | 65.75 | 19.75 | 29.25 | 54.5 | 76 | 6 |
| | 59THRT7220CBFD_W_ | 1781 | 2210 | 71.75 | 19.75 | 29.25 | 60.5 | 82 | 6 |
| | 59THRT7820CBFD_W_ | 1945 | 2412 | 77.75 | 19.75 | 29.25 | 60.5 | 83 | 6.5 |
| | 59THRT8420CBFD_W_ | 2039 | 2492 | 83.75 | 19.75 | 29.25 | 48.5 | 84 | 7 |
| | 59THRT6024CBFD_W_ | 1688 | 2112 | 59.75 | 23.75 | 29.25 | 48.5 | 77 | 6 |
| | 59THRT6624CBFD_W_ | 1796 | 2219 | 65.75 | 23.75 | 29.25 | 54.5 | 80 | 6.5 |
| | 59THRT7224CBFD_W_ | 1861 | 2282 | 71.75 | 23.75 | 29.25 | 60.5 | 91 | 6.5 |
| | 59THRT7824CBFD_W_ | 2030 | 2489 | 77.75 | 23.75 | 29.25 | 60.5 | 92 | 7 |
| | 59THRT8424CBFD_W_ | 2122 | 2554 | 83.75 | 23.75 | 29.25 | 48.5 | 93 | 7.5 |
| | 59THRT6030CBFD_W_ | 1758 | 2194 | 59.75 | 29.75 | 29.25 | 48.5 | 88 | 6.5 |
| | 59THRT6630CBFD_W_ | 1863 | 2312 | 65.75 | 29.75 | 29.25 | 54.5 | 90 | 7 |
| | 59THRT7230CBFD_W_ | 1926 | 2386 | 71.75 | 29.75 | 29.25 | 60.5 | 104 | 7.5 |
| | 59THRT7830CBFD_W_ | 2108 | 2530 | 77.75 | 29.75 | 29.25 | 60.5 | 107 | 8 |
| | 59THRT8430CBFD_W_ | 2169 | 2615 | 83.75 | 29.75 | 29.25 | 48.5 | 109 | 8 |



C-base inset from ends:
72" tables & smaller - 3"
78" tables - inset 6"
84" tables - inset 15"

| | | | | | | | | | |
|-------------------------------------------------------------------------------------|-------------------|------|------|-------|-------|-------|------|-----|-----|
| Rectangular Table w/ Folding T- Base. Casters or Glides - No Modesty Panel | 59THRT6024TBFD_W_ | 1688 | 2112 | 59.75 | 23.75 | 29.25 | 48.5 | 77 | 6 |
| | 59THRT6624TBFD_W_ | 1796 | 2219 | 65.75 | 23.75 | 29.25 | 54.5 | 80 | 6.5 |
| | 59THRT7224TBFD_W_ | 1861 | 2282 | 71.75 | 23.75 | 29.25 | 60.5 | 91 | 6.5 |
| | 59THRT7824TBFD_W_ | 2030 | 2489 | 77.75 | 23.75 | 29.25 | 60.5 | 92 | 7 |
| | 59THRT8424TBFD_W_ | 2122 | 2554 | 83.75 | 23.75 | 29.25 | 48.5 | 93 | 7.5 |
| | 59THRT6030TBFD_W_ | 1758 | 2194 | 59.75 | 29.75 | 29.25 | 48.5 | 88 | 6.5 |
| | 59THRT6630TBFD_W_ | 1863 | 2312 | 65.75 | 29.75 | 29.25 | 54.5 | 90 | 7 |
| | 59THRT7230TBFD_W_ | 1926 | 2386 | 71.75 | 29.75 | 29.25 | 60.5 | 104 | 7.5 |
| | 59THRT7830TBFD_W_ | 2108 | 2530 | 77.75 | 29.75 | 29.25 | 60.5 | 107 | 8 |
| | 59THRT8430TBFD_W_ | 2169 | 2615 | 83.75 | 29.75 | 29.25 | 48.5 | 109 | 8 |
| | 59THRT6036TBFD_W_ | 1905 | 2357 | 59.75 | 35.75 | 29.25 | 48.5 | 104 | 9 |
| | 59THRT6636TBFD_W_ | 2010 | 2480 | 65.75 | 35.75 | 29.25 | 54.5 | 113 | 9.5 |
| | 59THRT7236TBFD_W_ | 2072 | 2560 | 71.75 | 35.75 | 29.25 | 60.5 | 122 | 9.5 |
| | 59THRT7836TBFD_W_ | 2214 | 2665 | 77.75 | 35.75 | 29.25 | 60.5 | 126 | 10 |
| | 59THRT8436TBFD_W_ | 2278 | 2686 | 83.75 | 35.75 | 29.25 | 48.5 | 130 | 10 |



T-base inset from ends:
72" tables & smaller - 3"
78" tables - inset 6"
84" tables - inset 15"

ORDERING NOTES:

To order bases with glides, replace the 1st underscore in the model number with the letter "G";
e.g. "59THRT7224CBFDGW_".

To order bases with casters, replace the 1st underscore in the model number with the letter "C"; e.g. "59THRT7224CBFDCW_".

To order the standard cable manager replace the 2nd underscore in the model number with the number "1";

e.g. "59THRT7224CBFDGW1".

To order the high capacity base cable manager replace the 2nd underscore in the model number with the number "2";

e.g. "59THRT7224CBFDCW2".

DIMENSION KEY

W - width
D - depth
H - height of worksurface
KW - kneehole width
X & Y - dimensions as indicated on line drawing

Dimensions are in inches and approximate.
Contact Customer Service if dimensions are critical.

KRUG EXPRESS

See page 39 for Krug Express program.

STANDARD FINISHES

For a complete list of standard finishes, please see page 40 for Standard Wood Finishes or In-Stock Laminates.

MODESTY PANELS

Please see page 25 for options and upcharges.

VENEER TOPS

Please note when ordering wood veneer tables, these tables can only be ordered with a wood edge.

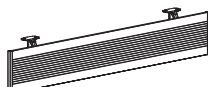
REVO | MODESTY PANELS

| Description | Model | Table | Size | Upcharge | W | D | H | Shipping Weight | Cubic Feet |
|-------------------------------------------------------------------|-------|--------------------|-----------|----------|------|---|----|-----------------|------------|
| Fixed Modesty Panels Laminate No Cable Management Trough | F61 | Rectangle | 48" | 328 | 46.5 | 4 | 10 | 14 | 2.5 |
| | | | 54" | 337 | 52.5 | 4 | 10 | 15 | 2.5 |
| | | | 60" | 344 | 58.5 | 4 | 10 | 16 | 3 |
| | | | 66" | 357 | 64.5 | 4 | 10 | 17 | 3 |
| | | | 72" | 365 | 70.5 | 4 | 10 | 18 | 3.5 |
| | | | 78" | 384 | 76.5 | 4 | 10 | 20 | 3.5 |
| | | | 84" | 405 | 82.5 | 4 | 10 | 21 | 4 |
| | | Arced Trapezoid | 48" x 24" | 283 | 22.5 | 4 | 10 | 9 | 1 |
| | | | 60" x 24" | 299 | 34.5 | 4 | 10 | 12 | 1.5 |
| | | | 72" x 24" | 328 | 46.5 | 4 | 10 | 14 | 2.5 |
| | | | 60" x 30" | 292 | 28.5 | 4 | 10 | 11 | 1.5 |
| | | | 72" x 30" | 319 | 40.5 | 4 | 10 | 13 | 2 |
| | | | 60" x 36" | 283 | 22.5 | 4 | 10 | 9 | 1 |
| | | | 72" x 36" | 299 | 34.5 | 4 | 10 | 12 | 1.5 |
| | | Trapezoid | 48" x 24" | 283 | 22.5 | 4 | 10 | 9 | 1 |
| | | | 60" x 30" | 292 | 28.5 | 4 | 10 | 11 | 1.5 |
| | | | 72" x 36" | 299 | 34.5 | 4 | 10 | 12 | 1.5 |

**ORDERING NOTES**

On laminate modesty panels, the grain runs horizontally. To specify a fixed laminate modesty panel, apply above pricing for the specific modesty panel and add **"F61"** to the end of the tables model number; e.g. 59THRT7224CBFDGW1**F61**.

| | | | | | | | | | |
|-------------------------------------------------------------------|-----|--------------------|-----------|-----|------|---|----|----|-----|
| Fixed Modesty Panels Aluminum No Cable Management Trough | F51 | Rectangle | 48" | 384 | 46.5 | 6 | 10 | 19 | 2.5 |
| | | | 54" | 412 | 52.5 | 6 | 10 | 21 | 2.5 |
| | | | 60" | 437 | 58.5 | 6 | 10 | 23 | 3 |
| | | | 66" | 460 | 64.5 | 6 | 10 | 24 | 3 |
| | | | 72" | 481 | 70.5 | 6 | 10 | 26 | 4 |
| | | | 78" | 518 | 76.5 | 6 | 10 | 27 | 3.5 |
| | | | 84" | 557 | 82.5 | 6 | 10 | 29 | 4.5 |
| | | Arced Trapezoid | 48" x 24" | 260 | 22.5 | 6 | 10 | 13 | 1.5 |
| | | | 60" x 24" | 321 | 34.5 | 6 | 10 | 17 | 2 |
| | | | 72" x 24" | 369 | 46.5 | 6 | 10 | 19 | 3 |
| | | | 60" x 30" | 291 | 28.5 | 6 | 10 | 15 | 2 |
| | | | 72" x 30" | 352 | 40.5 | 6 | 10 | 18 | 2.5 |
| | | | 60" x 36" | 260 | 22.5 | 6 | 10 | 13 | 1.5 |
| | | | 72" x 36" | 321 | 34.5 | 6 | 10 | 17 | 2 |
| | | Trapezoid | 48" x 24" | 260 | 22.5 | 6 | 10 | 13 | 1.5 |
| | | | 60" x 30" | 291 | 28.5 | 6 | 10 | 15 | 2 |
| | | | 72" x 36" | 321 | 34.5 | 6 | 10 | 17 | 2 |

**ORDERING NOTES**

To specify an aluminum modesty panel, apply above pricing for the specific modesty panel and add **"F51"** to the end of the tables model number; e.g. 59THRT7224CBFDGW1**F51**.

DIMENSION KEY

Dimensions are in inches and approximate.
Contact Customer Service if dimensions are critical.

STANDARD FINISHES

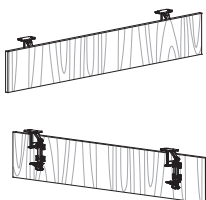
For a complete list of In-Stock Laminates, please see page 40.

KRUG EXPRESS

See page 39 for Krug Express program.

REVO | MODESTY PANELS


| Description | Model | Table | Size | Upcharge | W | D | H | Shipping Weight | Cubic Feet |
|------------------------------------------------------------|-------|-----------------|-----------|----------|------|---|----|-----------------|------------|
| Fixed Modesty Panels Wood No Cable Management Trough | F11 | Rectangle | 48" | 585 | 46.5 | 5 | 10 | 19 | 2.5 |
| | | | 54" | 597 | 52.5 | 5 | 10 | 21 | 2.5 |
| | | | 60" | 610 | 58.5 | 5 | 10 | 23 | 3 |
| | | | 66" | 622 | 64.5 | 5 | 10 | 24 | 3 |
| | | | 72" | 637 | 70.5 | 5 | 10 | 26 | 4 |
| | | | 78" | 647 | 76.5 | 5 | 10 | 27 | 3.5 |
| | | | 84" | 654 | 82.5 | 5 | 10 | 29 | 4.5 |
| | | Arced Trapezoid | 48" x 24" | 535 | 22.5 | 5 | 10 | 13 | 1.5 |
| | | | 60" x 24" | 560 | 34.5 | 5 | 10 | 17 | 2 |
| | | | 72" x 24" | 585 | 46.5 | 5 | 10 | 19 | 3 |
| | | | 60" x 30" | 544 | 28.5 | 5 | 10 | 15 | 2 |
| | | | 72" x 30" | 571 | 40.5 | 5 | 10 | 18 | 2.5 |
| | | | 60" x 36" | 535 | 22.5 | 5 | 10 | 13 | 1.5 |
| | | | 72" x 36" | 560 | 34.5 | 5 | 10 | 17 | 2 |
| | | Trapezoid | 48" x 24" | 535 | 22.5 | 5 | 10 | 13 | 1.5 |
| | | | 60" x 30" | 544 | 28.5 | 5 | 10 | 15 | 2 |
| | | | 72" x 36" | 560 | 34.5 | 5 | 10 | 17 | 2 |



ORDERING NOTES

On wood modesty panels, the grain runs vertically. To specify a fixed wood modesty panel, apply above pricing for the specific modesty panel and add "F11" to the end of the tables model number; e.g. 59THRT7224CBFDGW1F11.

| | | | | | | | | | |
|---------------------------------------------------------------------|-----|-----------------|-----------|-----|------|---|----|----|-----|
| Fixed Modesty Panels Laminate With Cable Management Trough | F62 | Rectangle | 48" | 365 | 46.5 | 5 | 10 | 19 | 2.5 |
| | | | 54" | 374 | 52.5 | 5 | 10 | 15 | 2.5 |
| | | | 60" | 382 | 58.5 | 5 | 10 | 23 | 3 |
| | | | 66" | 391 | 64.5 | 5 | 10 | 17 | 3 |
| | | | 72" | 404 | 70.5 | 5 | 10 | 26 | 4 |
| | | | 78" | 427 | 76.5 | 5 | 10 | 20 | 3.5 |
| | | | 84" | 451 | 82.5 | 5 | 10 | 29 | 4.5 |
| | | Arced Trapezoid | 48" x 24" | 321 | 22.5 | 5 | 10 | 13 | 1.5 |
| | | | 60" x 24" | 338 | 34.5 | 5 | 10 | 17 | 2 |
| | | | 72" x 24" | 365 | 46.5 | 5 | 10 | 19 | 3 |
| | | | 60" x 30" | 330 | 28.5 | 5 | 10 | 15 | 2 |
| | | | 72" x 30" | 357 | 40.5 | 5 | 10 | 18 | 2.5 |
| | | | 60" x 36" | 321 | 22.5 | 5 | 10 | 13 | 1.5 |
| | | | 72" x 36" | 338 | 34.5 | 5 | 10 | 17 | 2 |
| | | Trapezoid | 48" x 24" | 321 | 22.5 | 5 | 10 | 13 | 1.5 |
| | | | 60" x 30" | 330 | 28.5 | 5 | 10 | 15 | 2 |
| | | | 72" x 36" | 338 | 34.5 | 5 | 10 | 17 | 2 |



ORDERING NOTES

On laminate modesty panels, the grain runs horizontally. To specify a fixed laminate modesty panel, apply above pricing for the specific modesty panel and add "F62" to the end of the tables model number; e.g. 59THRT7224CBFDGW1F62.

DIMENSION KEY

Dimensions are in inches and approximate.
Contact Customer Service if dimensions are critical.

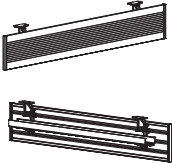
STANDARD FINISHES

For a complete list of standard finishes, please see page 40 for Standard Wood Finishes or In-Stock Laminates.

KRUG EXPRESS

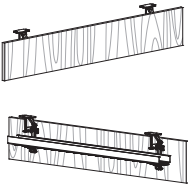
See page 39 for Krug Express program.

REVO | MODESTY PANELS

| Description | Model | Table | Size | Upcharge | W | D | H | Shipping Weight | Cubic Feet |
|-----------------------------------------------------------------------------------------------------------------------------------------------------------|-------|--------------------|-----------|----------|------|---|----|-----------------|------------|
| Fixed Modesty Panels Aluminum With Cable Management Trough  | F52 | Rectangle | 48" | 434 | 46.5 | 4 | 10 | 14 | 2.5 |
| | | | 54" | 463 | 52.5 | 4 | 10 | 15 | 2.5 |
| | | | 60" | 491 | 58.5 | 4 | 10 | 16 | 3 |
| | | | 66" | 512 | 64.5 | 4 | 10 | 17 | 3 |
| | | | 72" | 532 | 70.5 | 4 | 10 | 18 | 3.5 |
| | | | 78" | 571 | 76.5 | 4 | 10 | 20 | 3.5 |
| | | | 84" | 614 | 82.5 | 4 | 10 | 21 | 4 |
| | | Arced Trapezoid | 48" x 24" | 312 | 22.5 | 4 | 10 | 9 | 1 |
| | | | 60" x 24" | 376 | 34.5 | 4 | 10 | 12 | 1.5 |
| | | | 72" x 24" | 434 | 46.5 | 4 | 10 | 14 | 2.5 |
| | | | 60" x 30" | 345 | 28.5 | 4 | 10 | 11 | 1.5 |
| | | | 72" x 30" | 407 | 40.5 | 4 | 10 | 13 | 2 |
| | | | 60" x 36" | 312 | 22.5 | 4 | 10 | 9 | 1 |
| | | | 72" x 36" | 376 | 34.5 | 4 | 10 | 12 | 1.5 |
| | | Trapezoid | 48" x 24" | 312 | 22.5 | 4 | 10 | 9 | 1 |
| | | | 60" x 30" | 345 | 28.5 | 4 | 10 | 11 | 1.5 |
| | | | 72" x 36" | 376 | 34.5 | 4 | 10 | 12 | 1.5 |

ORDERING NOTES

To specify an aluminum modesty panel, apply above pricing for the specific modesty panel and add **"F52"** to the end of the tables model number; e.g. 59THRT7224CBFDGW1**F52**.

| | | | | | | | | | |
|---------------------------------------------------------------------------------------------------------------------------------------------------------|-----|--------------------|-----------|-----|------|---|----|----|-----|
| Fixed Modesty Panels Wood with Cable Management Trough  | F12 | Rectangle | 48" | 619 | 46.5 | 6 | 10 | 19 | 2.5 |
| | | | 54" | 633 | 52.5 | 6 | 10 | 21 | 2.5 |
| | | | 60" | 647 | 58.5 | 6 | 10 | 23 | 3 |
| | | | 66" | 662 | 52.5 | 6 | 10 | 24 | 3 |
| | | | 72" | 676 | 70.5 | 6 | 10 | 26 | 4 |
| | | | 78" | 686 | 76.5 | 6 | 10 | 27 | 3.5 |
| | | | 84" | 695 | 82.5 | 6 | 10 | 29 | 4.5 |
| | | Arced Trapezoid | 48" x 24" | 544 | 22.5 | 6 | 10 | 13 | 1.5 |
| | | | 60" x 24" | 582 | 34.5 | 6 | 10 | 17 | 2 |
| | | | 72" x 24" | 619 | 46.5 | 6 | 10 | 19 | 3 |
| | | | 60" x 30" | 562 | 28.5 | 6 | 10 | 15 | 2 |
| | | | 72" x 30" | 598 | 40.5 | 6 | 10 | 18 | 2.5 |
| | | | 60" x 36" | 544 | 22.5 | 6 | 10 | 13 | 1.5 |
| | | | 72" x 36" | 582 | 34.5 | 6 | 10 | 17 | 2 |
| | | Trapezoid | 48" x 24" | 544 | 22.5 | 6 | 10 | 13 | 1.5 |
| | | | 60" x 30" | 562 | 28.5 | 6 | 10 | 15 | 2 |
| | | | 72" x 36" | 582 | 34.5 | 6 | 10 | 17 | 2 |

ORDERING NOTES

On wood modesty panels, the grain runs vertically. To specify a fixed wood modesty panel, apply above pricing for the specific modesty panel and add **"F12"** to the end of the tables model number; e.g. 59THRT7224CBFDGW1**F12**.

DIMENSION KEY

Dimensions are in inches and approximate.
Contact Customer Service if dimensions are critical.

STANDARD FINISHES

For a complete list of standard wood finishes, please see page 40.

KRUG EXPRESS

See page 39 for Krug Express program.

REVO | MODESTY PANELS

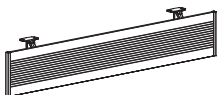
| Description | Model | Table | Size | Upcharge | W | D | H | Shipping Weight | Cubic Feet |
|-----------------------------------------------------|-------|--------------------|-----------|----------|------|---|----|-----------------|------------|
| Fixed Modesty Panels Laminate For Power/ Data | F63 | Rectangle | 48" | 466 | 46.5 | 5 | 10 | 19 | 2.5 |
| | | | 54" | 478 | 52.5 | 5 | 10 | 21 | 2.5 |
| | | | 60" | 485 | 58.5 | 5 | 10 | 23 | 3 |
| | | | 66" | 493 | 64.5 | 5 | 10 | 24 | 3 |
| | | | 72" | 507 | 70.5 | 5 | 10 | 26 | 4 |
| | | | 78" | 521 | 76.5 | 5 | 10 | 27 | 3.5 |
| | | | 84" | 541 | 82.5 | 5 | 10 | 29 | 4.5 |
| | | Arced Trapezoid | 48" x 24" | 423 | 22.5 | 5 | 10 | 13 | 1.5 |
| | | | 60" x 24" | 438 | 34.5 | 5 | 10 | 17 | 2 |
| | | | 72" x 24" | 466 | 46.5 | 5 | 10 | 19 | 3 |
| | | | 60" x 30" | 431 | 28.5 | 5 | 10 | 15 | 2 |
| | | | 72" x 30" | 457 | 40.5 | 5 | 10 | 18 | 2.5 |
| | | | 60" x 36" | 423 | 22.5 | 5 | 10 | 13 | 1.5 |
| | | | 72" x 36" | 438 | 34.5 | 5 | 10 | 17 | 2 |
| | | Trapezoid | 48" x 24" | 423 | 22.5 | 5 | 10 | 13 | 1.5 |
| | | | 60" x 30" | 431 | 28.5 | 5 | 10 | 15 | 2 |
| | | | 72" x 36" | 438 | 34.5 | 5 | 10 | 17 | 2 |



ORDERING NOTES

On laminate modesty panels, the grain runs horizontally. To specify a fixed laminate modesty panel, apply above pricing for the specific modesty panel and add "F63" to the end of the tables model number; e.g. 59THRT7224CBFDGW1**F63**.

| | | | | | | | | | |
|-----------------------------------------------------|-----|--------------------|-----------|-----|------|---|----|----|-----|
| Fixed Modesty Panels Aluminum For Power/ Data | F53 | Rectangle | 48" | 517 | 46.5 | 5 | 10 | 19 | 2.5 |
| | | | 54" | 543 | 52.5 | 5 | 10 | 21 | 2.5 |
| | | | 60" | 569 | 58.5 | 5 | 10 | 23 | 3 |
| | | | 66" | 602 | 64.5 | 5 | 10 | 24 | 3 |
| | | | 72" | 634 | 70.5 | 5 | 10 | 26 | 4 |
| | | | 78" | 680 | 76.5 | 5 | 10 | 20 | 3.5 |
| | | | 84" | 730 | 82.5 | 5 | 10 | 29 | 4.5 |
| | | Arced Trapezoid | 48" x 24" | 399 | 22.5 | 5 | 10 | 13 | 1.5 |
| | | | 60" x 24" | 458 | 34.5 | 5 | 10 | 17 | 2 |
| | | | 72" x 24" | 517 | 46.5 | 5 | 10 | 19 | 3 |
| | | | 60" x 30" | 428 | 28.5 | 5 | 10 | 15 | 2 |
| | | | 72" x 30" | 480 | 40.5 | 5 | 10 | 18 | 2.5 |
| | | | 60" x 36" | 399 | 22.5 | 5 | 10 | 13 | 1.5 |
| | | | 72" x 36" | 458 | 34.5 | 5 | 10 | 17 | 2 |
| | | Trapezoid | 48" x 24" | 399 | 22.5 | 5 | 10 | 13 | 1.5 |
| | | | 60" x 30" | 428 | 28.5 | 5 | 10 | 15 | 2 |
| | | | 72" x 36" | 458 | 34.5 | 5 | 10 | 17 | 2 |



ORDERING NOTES

To specify an aluminum modesty panel, apply above pricing for the specific modesty panel and add "F53" to the end of the tables model number; e.g. 59THRT7224CBFDGW1**F53**.

DIMENSION KEY

Dimensions are in inches and approximate. Contact Customer Service if dimensions are critical.

STANDARD FINISHES

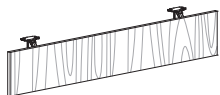
For a complete list of In-Stock Laminates, please see page 40.

KRUG EXPRESS

See page 39 for Krug Express program.

REVO | MODESTY PANELS

| Description | Model | Table | Size | Upcharge | W | D | H | Shipping Weight | Cubic Feet |
|-------------------------------------------------|-------|--------------------|-----------|----------|------|---|----|-----------------|------------|
| Fixed Modesty Panels Wood For Power/ Data | F13 | Rectangle | 48" | 720 | 46.5 | 4 | 10 | 14 | 2.5 |
| | | | 54" | 735 | 52.5 | 4 | 10 | 15 | 2.5 |
| | | | 60" | 751 | 58.5 | 4 | 10 | 16 | 3 |
| | | | 66" | 763 | 64.5 | 4 | 10 | 17 | 3 |
| | | | 72" | 777 | 70.5 | 4 | 10 | 18 | 3.5 |
| | | | 78" | 794 | 76.5 | 4 | 10 | 20 | 3.5 |
| | | | 84" | 811 | 82.5 | 4 | 10 | 21 | 4 |
| | | Arced Trapezoid | 48" x 24" | 648 | 22.5 | 4 | 10 | 9 | 1 |
| | | | 60" x 24" | 680 | 34.5 | 4 | 10 | 12 | 1.5 |
| | | | 72" x 24" | 720 | 46.5 | 4 | 10 | 14 | 2.5 |
| | | | 60" x 30" | 665 | 28.5 | 4 | 10 | 11 | 1.5 |
| | | | 72" x 30" | 699 | 40.5 | 4 | 10 | 13 | 2 |
| | | | 60" x 36" | 648 | 22.5 | 4 | 10 | 9 | 1 |
| | | | 72" x 36" | 680 | 34.5 | 4 | 10 | 12 | 1.5 |
| | | Trapezoid | 48" x 24" | 648 | 22.5 | 4 | 10 | 9 | 1 |
| | | | 60" x 30" | 665 | 28.5 | 4 | 10 | 11 | 1.5 |
| | | | 72" x 36" | 680 | 34.5 | 4 | 10 | 12 | 1.5 |

**ORDERING NOTES**

On wood modesty panels, the grain runs vertically. To specify a fixed wood modesty panel, apply above pricing for the specific modesty panel and add **"F13"** to the end of the tables model number; e.g. 59THRT7224CBFDGW1**F13**.

| | | | | | | | | | |
|----------------------------------------------------|-----|--------------------|-----------|-----|------|---|----|----|-----|
| Flip Modesty Panels Laminate For Power/ Data | Y64 | Rectangle | 48" | 517 | 46.5 | 6 | 10 | 19 | 2.5 |
| | | | 54" | 527 | 52.5 | 6 | 10 | 21 | 2.5 |
| | | | 60" | 535 | 58.5 | 6 | 10 | 23 | 3 |
| | | | 66" | 543 | 64.5 | 6 | 10 | 24 | 3 |
| | | | 72" | 556 | 70.5 | 6 | 10 | 26 | 4 |
| | | | 78" | 571 | 76.5 | 6 | 10 | 20 | 3.5 |
| | | | 84" | 591 | 82.5 | 6 | 10 | 29 | 4.5 |
| | | Arced Trapezoid | 48" x 24" | 473 | 22.5 | 6 | 10 | 13 | 1.5 |
| | | | 60" x 24" | 489 | 34.5 | 6 | 10 | 17 | 2 |
| | | | 72" x 24" | 517 | 46.5 | 6 | 10 | 19 | 3 |
| | | | 60" x 30" | 481 | 28.5 | 6 | 10 | 15 | 2 |
| | | | 72" x 30" | 509 | 40.5 | 6 | 10 | 18 | 2.5 |
| | | | 60" x 36" | 473 | 22.5 | 6 | 10 | 13 | 1.5 |
| | | | 72" x 36" | 489 | 34.5 | 6 | 10 | 17 | 2 |
| | | Trapezoid | 48" x 24" | 473 | 22.5 | 6 | 10 | 13 | 1.5 |
| | | | 60" x 30" | 481 | 28.5 | 6 | 10 | 15 | 2 |
| | | | 72" x 36" | 489 | 34.5 | 6 | 10 | 17 | 2 |

**ORDERING NOTES**

On laminate modesty panels, the grain runs horizontally. To specify a flip laminate modesty panel, apply above pricing for the specific modesty panel and add **"Y64"** to the end of the tables model number; e.g. 59THRT7224CBFDGW1**Y64**.

DIMENSION KEY

Dimensions are in inches and approximate. Contact Customer Service if dimensions are critical.

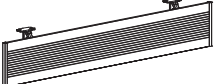

STANDARD FINISHES

For a complete list of standard finishes, please see page 40 for Standard Wood Finishes In-Stock Laminates.

KRUG EXPRESS

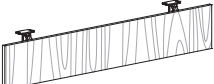

See page 39 for Krug Express program.

REVO | MODESTY PANELS

| Description | Model | Table | Size | Upcharge | W | D | H | Shipping Weight | Cubic Feet |
|--------------------------------------------------------------------------------------------------------------------------------------------------------------------------------------------------------------------------------|-------|-----------------|-----------|----------|------|---|----|-----------------|------------|
| Flip Modesty Panels Aluminum For Power/ Data   | Y54 | Rectangle | 48" | 569 | 46.5 | 6 | 10 | 19 | 2.5 |
| | | | 54" | 597 | 52.5 | 6 | 10 | 21 | 2.5 |
| | | | 60" | 621 | 58.5 | 6 | 10 | 23 | 3 |
| | | | 66" | 655 | 64.5 | 6 | 10 | 24 | 3 |
| | | | 72" | 689 | 70.5 | 6 | 10 | 26 | 4 |
| | | | 78" | 740 | 76.5 | 6 | 10 | 27 | 3.5 |
| | | | 84" | 793 | 82.5 | 6 | 10 | 29 | 4.5 |
| | | Arced Trapezoid | 48" x 24" | 451 | 22.5 | 6 | 10 | 13 | 1.5 |
| | | | 60" x 24" | 513 | 34.5 | 6 | 10 | 17 | 2 |
| | | | 72" x 24" | 569 | 46.5 | 6 | 10 | 19 | 3 |
| | | | 60" x 30" | 481 | 28.5 | 6 | 10 | 15 | 2 |
| | | | 72" x 30" | 532 | 40.5 | 6 | 10 | 18 | 2.5 |
| | | | 60" x 36" | 451 | 22.5 | 6 | 10 | 13 | 1.5 |
| | | | 72" x 36" | 513 | 34.5 | 6 | 10 | 17 | 2 |
| | | Trapezoid | 48" x 24" | 451 | 22.5 | 6 | 10 | 13 | 1.5 |
| | | | 60" x 30" | 481 | 28.5 | 6 | 10 | 15 | 2 |
| | | | 72" x 36" | 513 | 34.5 | 6 | 10 | 17 | 2 |

ORDERING NOTES

To specify a flip aluminum modesty panel, apply above pricing for the specific modesty panel and add "Y54" to the end of the tables model number; e.g. 59THRT7224CBFDGW1Y54.

| | | | | | | | | | |
|--------------------------------------------------------------------------------------------------------------------------------------------------------------------------------------------------------------------------------|-----|-----------------|-----------|-----|------|---|----|----|-----|
| Flip Modesty Panels Wood For Power/ Data   | Y14 | Rectangle | 48" | 765 | 46.5 | 6 | 10 | 19 | 2.5 |
| | | | 54" | 779 | 52.5 | 6 | 10 | 21 | 2.5 |
| | | | 60" | 793 | 58.5 | 6 | 10 | 23 | 3 |
| | | | 66" | 806 | 64.5 | 6 | 10 | 24 | 3 |
| | | | 72" | 819 | 70.5 | 6 | 10 | 26 | 4 |
| | | | 78" | 837 | 76.5 | 6 | 10 | 27 | 3.5 |
| | | | 84" | 854 | 82.5 | 6 | 10 | 29 | 4.5 |
| | | Arced Trapezoid | 48" x 24" | 697 | 22.5 | 6 | 10 | 13 | 1.5 |
| | | | 60" x 24" | 731 | 34.5 | 6 | 10 | 17 | 2 |
| | | | 72" x 24" | 765 | 46.5 | 6 | 10 | 19 | 3 |
| | | | 60" x 30" | 715 | 28.5 | 6 | 10 | 15 | 2 |
| | | | 72" x 30" | 751 | 40.5 | 6 | 10 | 18 | 2.5 |
| | | | 60" x 36" | 697 | 22.5 | 6 | 10 | 13 | 1.5 |
| | | | 72" x 36" | 731 | 34.5 | 6 | 10 | 17 | 2 |
| | | Trapezoid | 48" x 24" | 697 | 22.5 | 6 | 10 | 13 | 1.5 |
| | | | 60" x 30" | 715 | 28.5 | 6 | 10 | 15 | 2 |
| | | | 72" x 36" | 731 | 34.5 | 6 | 10 | 17 | 2 |

ORDERING NOTES

On wood modesty panels, the grain runs vertically. To specify a flip wood modesty panel, apply above pricing for the specific modesty panel and add "Y14" to the end of the tables model number; e.g. 59THRT7224CBFDGW1Y14.

DIMENSION KEY

Dimensions are in inches and approximate. Contact Customer Service if dimensions are critical.

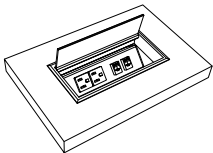
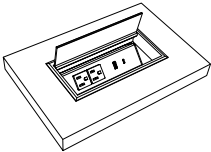
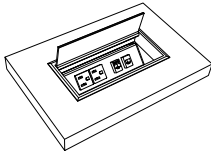
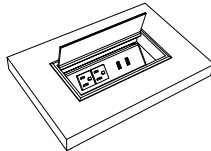

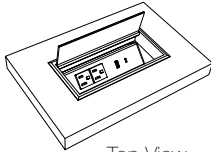

STANDARD FINISHES

For a complete list of standard wood finishes please see page 40.

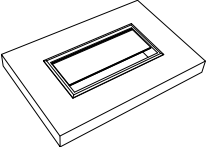
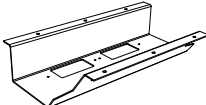
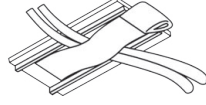

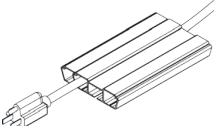
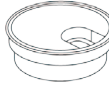
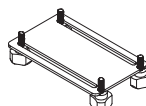
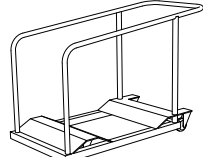
KRUG EXPRESS

See page 39 for Krug Express program.



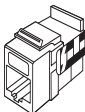
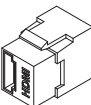
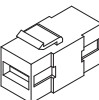
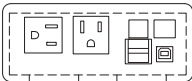

POWERPORTS

| Description | Model | Price | W | D | H | Shipping Weight | Cubic Feet |
|----------------------------------------------------------------------------------------------------------------------------------------------------------------------------|---------------------------------------------------------------------------------------------------------------------------------------------------------------------------------------------------------------------------------------------------------------------------------------------------------------------------------------------------------------------------------------------------------------------------------|-------|---|---|---|-----------------|------------|
| PowerPort 1 - 2 RJ45s (Category 5/6) | PORT1 | 278 | 8 | 4 | - | - | - |
|  | Port Includes: 2 accessible power outlets & 1 side utility outlet powered by a 10' plug-in cord; 2 RJ45 (category 5/6) each with hard wired 10' data cords; 2 velcro wire managers and metal PowerPort shroud. PortPort lid is Silver Metallic. NOTE: RJ45 jacks with hard wired data cords included here must be within 10' of building utilities source to be functional. | | | | | | |
| PowerPort 2 - USB-A & USB-C | PORT2 | 280 | 8 | 4 | - | - | - |
|  | Port Includes: 2 accessible power outlets & 1 side utility outlet; 1 USB-A & 1 USB-C charging ports all powered by a 10' plug-in cord; 2 velcro wire managers and metal PowerPort shroud. PortPort lid is Silver Metallic. | | | | | | |
| PowerPort 3 - RJ11 & RJ45 | PORT3 | 269 | 8 | 4 | - | - | - |
|  | Port Includes: 2 accessible power outlets & 1 side utility outlet; 1 RJ11 & 1 RJ45 (Category 5/6); 2 Velcro wire managers & PowerPort Shroud; 1 x 10 Foot Data Cords (T568A) & 1 x 14 Foot RJ11 (Telecomm); powered by a 10' plug-in cord. PortPort lid is Silver Metallic. NOTE: RJ45 & RJ11 jacks with hard wired data cords included here must be within 10' of building utilities source to be functional. | | | | | | |
| PowerPort 4 - 2 USB-A | PORT4 | 286 | 8 | 4 | - | - | - |
|  | Port Includes: 2 accessible power outlets & 1 side utility outlet; 2- USB-A charging ports all powered by a 10' plug-in cord; 2 velcro wire managers and metal PortPort shroud. PortPort lid is Silver Metallic. | | | | | | |
| PowerPort 5 - 4 Receptacles | PORT5 | 280 | 8 | 4 | - | - | - |
|  | Port Includes: 4 accessible power outlets & 1 side utility outlet powered by a 10' plug-in cord; 2 velcro wire managers and metal power port shroud. PortPort lid is Silver Metallic. | | | | | | |
| PowerPort 6 - USB-A, USB-C & RJ45 | PORT6 | 406 | 8 | 4 | - | - | - |
|   | Port Includes: 2 accessible power outlets & 1 side utility outlet 1 USB-A, 1 USB-C charging ports all powered by a 10' plug-in power cord. Includes 2 velcro wire managers and metal PortPort shroud with 2 data plate knock outs, 1 #M02 plate insert & 2 #S01W RJ45 female input, punch down terminal output snap in jacks. 2nd data plate knock out is blank for future use. PortPort lid is Silver Metallic. | | | | | | |

WIRE MANAGEMENT & ACCESSORIES

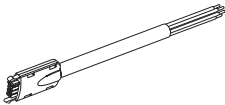
| Description | Model | Price | W | D | H | Shipping Weight | Cubic Feet |
|-------------------------------------------------------------------------------------|---------------------------------------------------------------------------------------------------------------------------------------------------------------------------------------|------------------------------------|------|------|------|-----------------|------------|
| Port - no Powerbar | Port0 | 137 | 8 | 4 | - | - | - |
|  | Port Includes: Lid & Shroud only. ORDERING NOTE: Velcro wire managers not included, see below for pricing. Port lid is Silver Metallic. | | | | | | |
| | | | | | | | |
| PowerPort Shroud with 2 Data Plate Knock-outs | SHROUD2KO | Must be requested - no upcharge | - | - | - | - | - |
|  | Angled PowerPort Shroud Includes: shroud with 2 data plate knock-outs in the bottom. ORDERING NOTE: Please refer to data plate, data and AV integration options on page 33. | | | | | | |
| | | | | | | | |
| Velcro Wire Manager (qty 1) | WM-4 | 26 | 2 | 4.5 | 0.5 | - | - |
|  | 2 velcro wire managers are included with Ports 1-5. | | | | | | |
| | | | | | | | |
| Wire Management Trough | WM-72 | 182 | 72 | 3 | 1 | - | - |
|  | Wire Management Trough is standard in a 72" length & can be cut to specific length; double-sided tape installation. | | | | | | |
| | | | | | | | |
| 4-Channel Wire Management | CM-72 | 231 | 72 | 3 | 1 | - | - |
|  | 4-Channel Wire Management is standard in a 72" length & can be cut to specific length; double-sided tape installation. | | | | | | |
| | | | | | | | |
| Round Grommet | Round Grommet - Silver Metallic | 152 | - | - | - | - | - |
| | Round Grommet - Black | 152 | - | - | - | - | - |
| | One 60mm Grommet in a standard position is available at no charge per table. | | | | | | |
|  | | | | | | | |
| | | | | | | | |
| Ganging Brackets | 59GANG | 48 | - | - | - | 1 | 0.5 |
|  | | | | | | | |
| | | | | | | | |
| Table Storage Cart | 59STC | 1032 | 60.5 | 32.5 | 34.5 | 82 | 2.5 |
|  | ORDERING NOTES Storage cart will hold 5 tables. | | | | | | |
| | | | | | | | |

POWER/DATA

| SNAP IN PORTS | Reference Code | Description | List Price | | | | |
|----------------------------------------------------------------------------------------|-----------------|------------------------------------------------------------------------------------------------------------------------------------------------------------------------------------------------------------------------------------------------------|------------|------------------------------------------------------------------------------------------------------------------------------------------------------------------------------------------------------------------------------------------|---|---|-----|
| ADAPTOR PLATES | | | | | | | |
|  | M02 | Adaptor Plate (2) - accepts two snap in data ports | 38 | | | | |
| | M04 | Adaptor Plate (4) - accepts four snap in data ports | 38 | | | | |
| | M06 | Adaptor Plate (6) - accepts six snap in data ports | 38 | | | | |
| ORDERING NOTES: Blank covers are required when port is not in use, please see page 36. | | | | | | | |
|  | | RJ-45 - Category 6 data connection. This connector is also downwards compatible with Category 5 cabling. Connector is a female input with a #110 punch-down terminal block output (back side of Console interface) for on-site hard wire connection. | 47 | | | | |
| | S01W | RJ45-CAT6 (White) | | | | | |
| | S01B | RJ45-CAT6 (Blue) | | | | | |
| | S01R | RJ45-CAT6 (Red) | | | | | |
|  | | RJ11 - Telephone type connection. Connector is a female input with a #110 punch-down terminal block output (back side of Console interface) for on-site hard wire connection. | 32 | | | | |
| | S02W | RJ11 (White) | | | | | |
| | S02B | RJ11-B (Black) | | | | | |
| | S02G | RJ11-G (Green) | | | | | |
| | S02R | RJ11-R (Red) | | | | | |
| | S02Y | RJ11-Y (Yellow) | | | | | |
|  | S04 | HDMI - High Definition Multimedia Interface connection. Connector carries both HD audio and video data. Connector is a female-to-female pass through. | 173 | | | | |
| | | | | | | | |
|  | S08 | USB-A - Full size USB "A" style connection. Connector is a female-to-female pass through. | 61 | | | | |
| | | | | | | | |
| Surface Module | 59SURFACEMODULE | 190 | 8 | 4 | - | - | - |
|  | | | | ORDERING NOTES Surface module comes with 3 receptacles - 2 above the worksurface and 1 below, 2 USB ports, 1 USB printer port, 1 RJ45 and 1 RJ11. Surface Modules have a 10' cord. Folding tables cannot accommodate surface modules. | | | |
| Power Bar | 59PWR-USB | 115 | 8 | 2 | - | 2 | 0.2 |
|  | | | | ORDERING NOTES Power bar comes with 3 outlets and one powered USB port. and it has a 10' cord. | | | |


REVO | ELECTRICAL

| Description | Model | Price | W | D | H | Shipping Weight | Cubic Feet |
|---------------------------------|---------|-------|---|---|---|-----------------|------------|
| Power Entry - 4 wire, 2 circuit | 59EC4PE | 136 | - | - | - | 1 | .25 |



ORDERING NOTES
Please note when ordering the 4-wire Power Entry components, you must also order the 4-wire System, to work in conjunction. 4-wire Power Entry is hardwired into buildings power source.

| | | | | | | | |
|---------------------------------|---------|-----|---|---|---|---|-----|
| Power Entry - 8 wire, 4 circuit | 59EC8PE | 195 | - | - | - | 1 | .25 |
|---------------------------------|---------|-----|---|---|---|---|-----|



ORDERING NOTES
Please note when ordering the 8-wire Power Entry components, you must also order the 8-wire System, to work in conjunction. 8-wire Power Entry is hardwired into buildings power source.

| | | | | | | | |
|-------------------|--------------|-----|---|---|---|---|-----|
| 4-wire 42" Jumper | 59EC4JUMP-42 | 103 | - | - | - | 1 | .25 |
|-------------------|--------------|-----|---|---|---|---|-----|



ORDERING NOTES
This longer jumper cable is required when connecting one table off the edge to the end of another table using the 4-Trac® system. Jumper cables allow you to daisy chain each wired table to the next.

| | | | | | | | |
|-------------------|--------------|-----|---|---|---|---|-----|
| 8-wire 42" Jumper | 59EC8JUMP-42 | 161 | - | - | - | 1 | .25 |
|-------------------|--------------|-----|---|---|---|---|-----|

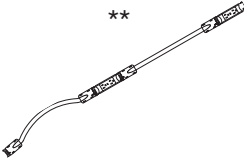


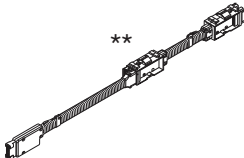
ORDERING NOTES
This longer jumper cable is required when connecting one table off the edge to the end of another table using the 8-wire system. Jumper cables allow you to daisy chain each wired table to the next.

DIMENSION KEY

Dimensions are in inches and approximate.
Contact Customer Service if dimensions are critical.

Description

| 4-wire System | MODEL | | | | | | SHIPPING | | CUBIC |
|-----------------------------------------------------------------------------------|------------------|------------------|-------|---|---|---|----------|------|-------|
| | <u>CIRCUIT 1</u> | <u>CIRCUIT 2</u> | PRICE | W | D | H | WEIGHT | FEET | |
|  | 59EC4-24-1 | 59EC4-24-2 | 220 | - | - | - | 2 | .25 | |
| | 59EC4-30-1 | 59EC4-30-2 | 224 | - | - | - | 2 | .25 | |
| | 59EC4-36-1 | 59EC4-36-2 | 227 | - | - | - | 2 | .25 | |
| | 59EC4-42-1 | 59EC4-42-2 | 229 | - | - | - | 2 | .25 | |
| | 59EC4-48-1 | 59EC4-48-2 | 233 | - | - | - | 2 | .25 | |
| | 59EC4-54-1 | 59EC4-54-2 | 239 | - | - | - | 2 | .25 | |
| | 59EC4-60-1 | 59EC4-60-2 | 244 | - | - | - | 2 | .25 | |
| | 59EC4-66-1 | 59EC4-66-2 | 250 | - | - | - | 2 | .25 | |
| | 59EC4-72-1 | 59EC4-72-2 | 257 | - | - | - | 2 | .25 | |
| | 59EC4-78-1 | 59EC4-78-2 | 261 | - | - | - | 2 | .25 | |
| | 59EC4-84-1 | 59EC4-84-2 | 267 | - | - | - | 2 | .25 | |

| 8-wire System | MODEL | | MODEL | | | | | | SHIPPING | | CUBIC |
|------------------------------------------------------------------------------------|------------------|------------------|------------------|------------------|-------|---|---|---|----------|------|-------|
| | <u>CIRCUIT 1</u> | <u>CIRCUIT 2</u> | <u>CIRCUIT 3</u> | <u>CIRCUIT 4</u> | PRICE | W | D | H | WEIGHT | FEET | |
|  | 59EC8-24-1 | 59EC8-24-2 | 59EC8-24-3 | 59EC8-24-4 | 318 | - | - | - | 2 | .25 | |
| | 59EC8-30-1 | 59EC8-30-2 | 59EC8-30-3 | 59EC8-30-4 | 340 | - | - | - | 2 | .25 | |
| | 59EC8-36-1 | 59EC8-36-2 | 59EC8-36-3 | 59EC8-36-4 | 372 | - | - | - | 2 | .25 | |
| | 59EC8-42-1 | 59EC8-42-2 | 59EC8-42-3 | 59EC8-42-4 | 381 | - | - | - | 2 | .25 | |
| | 59EC8-48-1 | 59EC8-48-2 | 59EC8-48-3 | 59EC8-48-4 | 388 | - | - | - | 2 | .25 | |
| | 59EC8-54-1 | 59EC8-54-2 | 59EC8-54-3 | 59EC8-54-4 | 397 | - | - | - | 2 | .25 | |
| | 59EC8-60-1 | 59EC8-60-2 | 59EC8-60-3 | 59EC8-60-4 | 411 | - | - | - | 2 | .25 | |
| | 59EC8-66-1 | 59EC8-66-2 | 59EC8-66-3 | 59EC8-66-4 | 420 | - | - | - | 2 | .25 | |
| | 59EC8-72-1 | 59EC8-72-2 | 59EC8-72-3 | 59EC8-72-4 | 428 | - | - | - | 2 | .25 | |
| | 59EC8-78-1 | 59EC8-78-2 | 59EC8-78-3 | 59EC8-78-4 | 435 | - | - | - | 2 | .25 | |
| | 59EC8-84-1 | 59EC8-84-2 | 59EC8-84-3 | 59EC8-84-4 | 444 | - | - | - | 2 | .25 | |

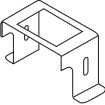
**** ORDERING NOTES**
Each model comes standard with an 18” Jumper. Please note when ordering the 4-wire or 8-wire System, you must also order the appropriate 4-wire or 8-wire Power Entry.

DIMENSION KEY

Dimensions are in inches and approximate.
Contact Customer Service if dimensions are critical.

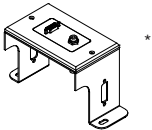
REVO | DATA MOUNTING BRACKET & ACCESSORIES

| Description | Model | Suffix | Description | Price | W | D | H | Shipping Weight | Cubic Feet |
|--------------------------|-------|--------|-------------------------------------------------------------|-------|---|------|------|-----------------|------------|
| Data Mount Bracket black | 59DMB | | Mounting bracket for configured plates and side mount ports | 40 | 6 | 2.75 | 3.25 | .5 | .25 |

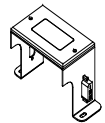


ORDERING NOTES
Opening on top is for mounting a Decora wall plate and adapter plate (wall plate and blank adapter plate are standard). Openings on sides are for mounting an optional DVI connector, and a VGA connector or Serial Port.

| | | | | | | | | |
|--------------------------|---------|------------------------------|-----|---|---|---|---|---|
| Configured Plate Options | HDMI | 1 HDMI Pass thru | 190 | - | - | - | - | - |
| | 2HDMI | 2 HDMI Pass thru | 284 | - | - | - | - | - |
| | USB-A | 1 USB-A Female Port | 190 | - | - | - | - | - |
| | 2USB-A | 2 USB-A Female Ports | 284 | - | - | - | - | - |
| | VGA3.5* | VGA/3.5 Mini Port | 120 | - | - | - | - | - |
| | XLR | 1 STD XLR Female (Mic) Port | 261 | - | - | - | - | - |
| | 2XLR | 2 STD XLR Female (Mic) Ports | 365 | - | - | - | - | - |



| | | | | | | | | |
|------------------|--------|----------------|-----|---|---|---|---|---|
| Side Mount Ports | DVI-D* | DVI-D to DVI-D | 113 | - | - | - | - | - |
| | DVI-I | DVI-I to DVI-I | 183 | - | - | - | - | - |



ORDERING NOTES: To specify a Configured Plate Option apply above pricing and the corresponding suffix to the end of the Data Mount Bracket price and model number. e.g. 59DMBHDMI

| | | | | | | | | |
|--------------------------|---------|-------------------|----|---|---|---|---|---|
| Data Mount Bracket | 59DMB2B | 2 Blank Faceplate | 64 | - | - | - | - | - |
| Insert Plate & Face | 59DMB4B | 4 Blank Faceplate | 80 | - | - | - | - | - |
| Plates For Snap-in Ports | 59DMB6B | 6 Blank Faceplate | 80 | - | - | - | - | - |



| | | | | | | | | |
|----------------------|----|---------------------------------|-----|---|---|---|---|---|
| Snap-In Port Options | 1C | Blank Port Cover (Qty 1) | 16 | - | - | - | - | - |
| | 2C | Blank Port Cover (Qty 2) | 24 | - | - | - | - | - |
| | 4C | Blank Port Cover (Qty 4) | 40 | - | - | - | - | - |
| | 1D | RJ45 - Cat 6 (Qty 1) | 71 | - | - | - | - | - |
| | 2D | RJ45 - Cat 6 (Qty 2) | 136 | - | - | - | - | - |
| | 4D | RJ45 - Cat 6 (Qty 4) | 269 | - | - | - | - | - |
| | 6D | RJ45 - Cat 6 (Qty 6) | 397 | - | - | - | - | - |
| | 1E | RJ11 (Qty 1) | 29 | - | - | - | - | - |
| | 2E | RJ11 x 2 (Qty 2) | 47 | - | - | - | - | - |
| | 4E | RJ11 x 4 (Qty 4) | 71 | - | - | - | - | - |
| | 1F | 3.5 Mini Stereo | 80 | - | - | - | - | - |
| | 1G | USB "A" Female/Female | 64 | - | - | - | - | - |
| | 1H | USB Mini B Female - A Male Exit | 278 | - | - | - | - | - |
| | 1J | Fibre Optic Jack for MTRJ | 64 | - | - | - | - | - |
| | 1K | 3 Pin Mini XLR (Mic) w/Cable | 752 | - | - | - | - | - |
| | 1L | HDMI Pass Thru | 388 | - | - | - | - | - |
| | 1M | White DSL Pass thru | 40 | - | - | - | - | - |
| | 1N | BNC | 64 | - | - | - | - | - |
| | 1O | RCA Black Strip (LT Audio) | 64 | - | - | - | - | - |
| | 1P | RCA Red Strip (RT Audio) | 64 | - | - | - | - | - |
| | 1Q | RCA Yellow Strip (Video) | 64 | - | - | - | - | - |
| | 1R | 4 Pin Mini Din S-Video | 120 | - | - | - | - | - |
| | 1S | RJ45 - Cat 5 (Qty 1) | 64 | - | - | - | - | - |
| | 2S | RJ45 - Cat 5 (Qty 2) | 127 | - | - | - | - | - |
| | 1T | SRL/VGA Pass Thru | 223 | - | - | - | - | - |

ORDERING NOTES: To specify a Mounting Bracket with Snap-In Port options, apply above pricing and the corresponding suffix to the end of the Data Mount Bracket & Snap-In Port Face Plate price and model number. e.g. 59DMB4B2D1E1G

DIMENSION KEY

Dimensions are in inches and approximate.
Contact Customer Service if dimensions are critical.

REVO | CABLE MANAGEMENT, GANGING HARDWARE, TABLE STORAGE CART

| Description | Model | Price | W | D | H | Shipping Weight | Cubic Feet |
|----------------------------------------------------------------------------------------------------------------------------------------------------------------------------------------------------------------------------------------------------------------------------------------------------------------------------------------------------------------------------------------------------------------------------------------------------------------------------|-----------------------------------------------------------------------------------------------------------------------------------------------|-------|----|-----|-----|-----------------|------------|
| <div>Table to Table Cable Manager</div> <div>-grey plastic</div> <div></div> | 59CMB14 | 46 | 14 | 2 | 3 | 0.5 | 0.5 |
| | 59CMB17 | 54 | 17 | 2 | 3 | 0.5 | 0.5 |
| | 59CMB20 | 64 | 20 | 2 | 3 | 0.5 | 0.5 |
| | 59CMB26 | 81 | 26 | 2 | 3 | 0.5 | 0.5 |
| | 59CMB29 | 92 | 29 | 2 | 3 | 0.5 | 0.5 |
| | 59CMB38 | 119 | 38 | 2 | 3 | 0.5 | 0.5 |
| <div>59CMB14 - for use on connecting tables equal or less than 72"</div> <div>59CMB17 - for use on connecting 78" tables to tables equal or less than 72"</div> <div>59CMB20 - for use when connecting 78" tables to 78" tables</div> <div>59CMB26 - for use when connecting 84" tables to tables equal or less than 72"</div> <div>59CMB29 - for use when connecting 84" tables to 78" tables</div> <div>59CMB38 - for use when connecting 84" tables to 84" tables</div> | | | | | | | |
| Techflex F6 Split Braided Tube | 59CMC18 | 58 | 18 | 1.5 | 1.5 | 0.5 | 0.5 |
| <div>-black</div> <div></div> | <div>ORDERING NOTES</div> <div>Flexible, semi-rigid wrap-able split braided tube. Used when running cables past corner connecting tops.</div> | | | | | | |

DIMENSION KEY

Dimensions are in inches and approximate.
Contact Customer Service if dimensions are critical.

GENERAL INFORMATION

Terms and Conditions

Net 30 days on approved credit. A late payment charge of 1% per month will be applied on overdue invoices. This charge will be pro-rated to the number of days past 30 days that the invoice is overdue. All applicable sales taxes are extra. Distribution of this price list does not in itself constitute an offer to sell. Orders can be received only from authorized Krug dealers. Acceptance of any order and terms of sale may be established at the discretion of Krug. Deposits are required on orders received from new accounts as well as on large or special orders. Krug reserves the right to discontinue designs, or to change designs, construction, prices, or materials without notice.

Contact Information

Phone: 1.888.578.KRUG (5784) | Fax: 1.519.748.5177

Purchase Order Fax: 1.888.236.4783

Purchase Order E-mail: orders@krug.ca

Web: www.krug.ca E-mail: solutions@krug.ca

Customer Service Hours

Please note customer service hours are:

8:30 am to 5:00 pm est

Customer Satisfaction

It is the primary goal of Krug and our staff to ensure the complete satisfaction of our customers with our products and performance. If a problem arises with a Krug product after the expiration of the limited warranty period, Krug will exercise its best efforts to achieve the satisfaction of the customer in a manner that is fair to all concerned.

Order Acknowledgments

Each order will be acknowledged via e-mail or fax. This acknowledgment is the final agreement between Krug and the customer, superseding all previous communications regarding the purchase order. Where there is a discrepancy on a purchase order between a product code and a description, Krug will make every effort to resolve the discrepancy, but will be ruled by the product code ordered. Please check all acknowledgments for accuracy, and advise Krug of any discrepancies with a purchase order.

Order Cancellation

Krug reserves the right to not accept or allow cancellation of orders. All products are manufactured on a custom-made, make-to-order basis, and the purchasing, engineering and production of orders begins shortly after order placement - and the customer purchase order is a contract that authorizes Krug to manufacture the products. Acceptance of order cancellation (or partial cancellation) is solely at the discretion of Krug, and is dependent on the extent to which engineering, purchasing and manufacturing has been initiated by the time cancellation is requested. No order cancellations (partial or otherwise) are allowable more than 4 weeks from date of order placement (as order production is unable to be terminated by that point), and full payment of the acknowledged order value is required for any orders cancelled after 4 weeks. Cancellations may be allowable in less than 4 weeks after order placement, depending on the extent to which manufacturing has been initiated. An acceptance of order cancellation requires that the purchaser agrees to make payment for all costs incurred to the point of acceptance of cancellation. Cancellation charges include all costs for purchase of dedicated material and components, engineering costs for non-standard products, and all costs for manufacturing completed to that point, as well as a \$350 net charge for processing of the original order and for processing of cancellation invoicing.

Pricing

Krug endeavors to ensure that all prices in this price list reflect accurately our current prices. However, errors do occur and will be rectified through notices to the field. Krug reserves the right to acknowledge pricing that may be different from the price list.

Storage Charges

Krug reserves the right to assess a nominal storage charge if a customer does not accept shipment of an order within a week of the ship date.

Warranty

Krug warrants the construction and the finish of all our products to be free from defects in materials and workmanship for a period of 10 years from the date of purchase. This warranty is applicable to products in use by their original purchaser. This warranty does not apply to components not manufactured by Krug including textiles, which are subject to the specific warranties of those manufacturers, if any. Textiles (fabric, leather, vinyl, or any other covering material) suppliers do not guarantee their products for durability and color fastness, and nor does Krug. Casters, mechanical and electrical components have a warranty of five years from the date of purchase. The Krug warranty does not apply to COM-specified materials, damage caused by a carrier other than Krug, or variation in wood finishes due to natural wood color variation. Krug cannot be held responsible for variations in fabric dye lots from order to order. All fabric is carefully inspected when it is received, but a degree of variation in color should be expected. Repairs or replacement of any defect covered under this warranty by Krug will be made, at our option and method, at no charge to the original purchaser during the warranty period. Krug's judgement is final and binding with respect to the nature or cause of defects or damage, and the necessity or manner of repair or replacement.

This warranty does not apply to defects or damage resulting from:

- normal wear and tear occurring with the use of the product
- negligence, misuse, excessive use, alteration, improper cleaning or repair
- substitution or use of incorrect or unauthorized components or material
- handling or installation that is incorrect, or that causes damage or defect
- damage incurred by a freight carrier other than Krug
- wearing of finishes and fabrics, and normal variations in materials (including dye lot variations)
- properties of natural materials, including wood and leather
- exposure to environments with uncontrolled temperature and humidity (products must be transported, stored and used in climate-controlled conditions)

Export Packaging

Krug is pleased to provide the option for export packaging on all our products, to provide additional protection from damage. For shipments overseas, a quote for export packaging can be provided, based on the products to be ordered and the delivery destination - please contact Customer Service or Bids & Specification Support for more information and a quotation. KRUG is not responsible for shipment damage occurring on overseas shipments

Export Packaging is STRONGLY RECOMMENDED for:

- (A) all shipments outside of the lower 48 states and Canada.
- (B) all shipments that will be held in storage for an extended period prior to installation.

Important: Please note that Krug will not be responsible for damage claims on product shipped or stored in the above conditions but where export packaging has not been utilized.

Dimensions

Dimensions are in inches and approximate, and subject to change without notice. Contact Customer Service if dimensions are critical.

Installation Support

For assistance please contact Technical Support at 1-888-578-5784 x216 or e-mail installationhelp@krug.ca and you will be directed to the appropriate installation support person.

Custom Capabilities

Over 15% of our orders involve some type of custom work, and we invite our customers to make use of our extensive capabilities. These include:

- 1) Dimensional customization of standard size products
- 2) Custom wood finishes
- 3) For larger orders, completely custom-designed products, as well as non-standard wood species can be specified.

Custom orders may require additional production lead times. Contact Customer Service for more information.

Freight Terms and Conditions

1. All product is shipped FOB the Krug factory. Freight is either pre-paid to the destination or not pre-paid, depending on established customer specific freight terms.

2. Docks at the selected delivery location must be equipped to handle a 53' trailer. If a dock is inadequate for delivery by Krug, Krug will re-deliver to another local location and any additional costs will be charged to the customer.

3. For all deliveries, it is understood that Krug or its agent is making a dock delivery only (equipped to handle a 53' trailer), and any further work of truck unloading, delivery beyond the dock, installation, and removal of packaging is not authorized or paid for by Krug.

4. Drop shipments to the installation site, and timed deliveries, are available on larger shipments (full truckloads or slightly less) at no additional charge. Drop shipments or timed deliveries for smaller shipments may not be available, or if available will require a surcharge. Deliveries on an after hours basis, or on weekends, or any other special requirements, may be subject to a surcharge. Location and contact information, and the requested time of delivery, is required at least one week prior to the acknowledged shipment date. If this information is not provided one week in advance, or if the location or time of the drop shipment is changed less than one week in advance, a surcharge may be applied, and/or the drop shipment may not be scheduled. For deliveries requested Monday to Thursday after 5:00 pm, please apply a surcharge of \$250/shipment. For deliveries requested Monday to Friday before 7:00 am, please apply a surcharge of \$250/shipment. For deliveries requested Friday (after 3:00 pm) or weekends, please apply a surcharge of \$500/shipment. (local times).

5. For all deliveries - whether to the Customer location or drop shipment - any circumstances that result in the delay of our carrier (including unsuitable receiving facilities, or facilities not open or available), service charges will be applied at the rate of \$125/hour. Where re-delivery is necessary because of these circumstances, the full cost of re-delivery will be charged. If Less Than Truck Load is delivering, one hour is allocated to unload. Any additional time required to unload after the first hour is \$125/hour. If a Truck Load is delivering the order, three hours is allocated to unload. Any additional time required to unload is \$125/hour. Direct deliveries to site for large orders are possible, (must exceed \$60,000 net), and accommodate 48 - 53' trailers. Krug is responsible for delivery to the approved delivery address. If an address change is required, this must be authorized by Krug 5 business days prior to ship date. Any additional delivery costs incurred after this time will be charged to the customer.

Product Strength and Durability Testing

All Krug Conference products meet or exceed the testing requirements of ANSI/BIFMA X5.5-2014 or X5.9-2012.



Damaged Shipments

All Krug product is well engineered, carefully inspected, and expertly loaded onto our trucks at our Distribution Center. If you receive any damaged freight, we ask that you do not refuse the shipment. Krug is not responsible for damage to goods that occurs in transit or storage. It is the purchaser and/or receiver's responsibility to examine the goods upon receipt and to notify Krug of any damages, overages or shortages. Any discrepancies should be noted on the Bill of Lading. The delivering carrier will not accept responsibility for shortages or damages if signed "clear". Notification of concealed damage claims must be made to Krug Distribution within 5 days of delivery, along with digital pictures if available. All product and packaging must be available for inspection. Krug liability ceases after 5 business days and Krug will not be responsible for concealed damages if shipments are left unopened. Krug is not responsible for the condition of product that is stored or installed in an environment where temperature and humidity are not controlled.

Field Product Report Authorization

Krug's written authorization, in the form of an FPR number, must be obtained prior to incurring charges of any kind if Krug is expected to pay these charges. This includes authorization for returns, field repairs and replacements, post field repairs, installation and delivery charges. Krug reserves the right to have its representative inspect product related to any request for such authorizations, prior to that authorization being provided. Deductions from invoices paid for any charges to Krug, without prior written authorization in the form of an FPR, will not be accepted. Digital photographs may be required to complete the FPR process.

Care and Maintenance

Wood Finishes - Although Krug's extensive finishing process ensures a durable finish on all our products, there are several steps that can be taken to protect and prolong the life and beauty of the finish. Protect the top by placing felt pads on the bottom of any accessories and mechanical equipment. Rubber and oil will permanently mark surfaces. Use a desk pad to prevent possible damage and imprinting caused by writing instruments and sharp objects. Dust only with a clean, dry cloth, going with the grain. Clean any marks with a damp cloth, using a small quantity of mild soap or detergent. Do not use any wax-based polish, spray or silicone. Eventually, a film will build up and discolor the top. Do not place your furniture in a position of permanent exposure to direct sunlight.

Plastic Laminates - Clean plastic laminates with mild soap and warm water. Do not use steel wool, hot water, or any abrasive cleaning product.

Krug Panel Fabric Program

Tackboards can be upholstered in COM material supplied by the customer, and in a selection of stocked tackboard fabrics supplied by Momentum. The Momentum Panel fabrics are available on Krug Express. They are 100% polyester. For additional information and color selections, please refer to our Panel Fabrics card and Krug's website. www.krug.ca PRODUCTS / FABRICS / PANEL The Momentum panel fabrics pass ASTM-E84-87 Fire Codes. If memo samples are required please call Momentum at 1-800-366-6839.



PROGRAM DETAILS

KrugExpress orders are ready to ship by the date acknowledged. Delivery and shipping schedules may result in actual shipping of orders at a later date. Statutory holidays and scheduled factory vacations may add to acknowledged lead times of *KrugExpress* orders. Unless otherwise specified on the order, the customer's standard method of shipping Krug products will be utilized.

Available factory capacity for *KrugExpress* is filled by orders received on a "first come, first serve" basis. If the normal *KrugExpress* lead time is not available for your order because available capacity has been filled, you will be immediately advised of the earliest available ready-to-ship date. Please consult your Customer Service representative in advance if you wish to confirm the specific lead time availability for a *KrugExpress* order.

Orders must be received by midnight of a given day for that day to be considered the official day the order is received. Order lead times are acknowledged from the date the order is received, but not including the date the order is received.

KrugExpress orders must be "clean" when received in order to be considered officially received on a given day, and lead times will be acknowledged from the date orders are determined to be "clean".

Changes to *KrugExpress* orders are not allowed under any circumstances. Orders for product on *KrugExpress* must clearly state: "*KrugExpress*".

WOOD FINISHES AND LAMINATES

Standard Wood Finishes:
(See product pages for individual species availability)

| SPECIES | FINISH |
|---------|----------------------|
| Cherry | Light Cherry |
| | Natural Cherry |
| | American Cherry |
| | Medium Cherry |
| | Standard Cherry |
| | Imperial Cherry |
| | Appalachian Cherry |
| | Sable Cherry |
| Maple | Clear Maple |
| | Honey Maple |
| | Wheat Maple |
| Oak | Light Oak |
| | SilverGrey on Oak |
| | Harvest Oak |
| | Mahogany Oak |
| | Medium Cherry on Oak |
| | Mellow Oak |
| | Walnut on Oak |
| | Espresso on Oak |
| Walnut | Natural Walnut |
| | Regular Walnut |
| | Mahogany on Walnut |
| | Dark Walnut |
| | Cordovan Walnut |
| | SilverGrey on Walnut |

NATURAL CHARACTERISTICS OF WOOD
Wood is a natural product with inherent color variations that will never be fully mitigated by the finishing process. Please anticipate variation in colors within a single unit, from piece to piece, and from Krug wood finish samples. If a very close match is required, a sample must be provided with the order and an upcharge will apply. Exact color matches are not possible.

CUSTOM WOOD FINISHES
Add 10% list to your order for special finishes, minimum upcharge is \$600 list per finish per order. (For example, on all orders up to \$6000 list, an upcharge of \$600 will apply, on orders \$6000 and up add 10% list to your order.) For orders with special finishes, a sample that is a minimum 3” by 3” must be received with the order. Special finishes may add additional lead time to production schedules. Since wood is a natural product, some variations in grain, color and stain acceptance will occur. In our finishing processes, we try to minimize variations, but some variation between samples and finished goods should be anticipated.

FINISH
Conference products feature Krug’s finish, a proprietary catalyzed varnish formulation, that has repeatedly shown through independent laboratory testing to be the industry leader in durability and abrasion resistance. The Krug finish looks better longer than competitors and is uniquely suited to the demands of high traffic environments.

WOOD FINISHES TO MATCH STANDARD LAMINATES
Willow on Rift Oak
Dune on Rift Oak
Portobello on Rift Oak
Ash on Rift Oak
Copper on Cherry
Shiraz Cherry
Park Avenue Walnut
Chocolate on Walnut
Nutmeg on Walnut
Dark Walnut
Hardrock Maple

LAMINATES

Krug’s in-stock Laminates are available in 17 different laminate selections. Please note that 4 of the colors (Gingerbread, Portobello, Ash and Willow) have textured finishes and may not be appropriate for use in patient areas due to infection control concerns. Minimum order quantities and extended lead times may apply for exotic laminate colors, please check with customer service. Polymer Edge will be selected to match the worksurface. Krug’s previous laminate in-stock program will be phased out as in-stock supply depletes. Please contact customer service for availability.

| IN-STOCK LAMINATES | | | |
|----------------------|---------------------------------|-------------------------------|---------------------------------|
| Wood Grain Laminates | High Pressure Laminate Supplier | Textured Wood Grain Laminates | High Pressure Laminate Supplier |
| Champagne | Tafisa T492CR | Gingerbread | Tafisa T556UR |
| Hardrock Maple | Formica 86992-58 | Portobello | Tafisa T557UR |
| Dune | Tafisa T491CR | Ash | Tafisa T535AT |
| Copper | Tafisa T521CR | Willow | Tafisa T543AT |
| Shiraz Cherry | Tafisa T472CR | Solid Laminates | |
| Park Avenue Walnut | Wilsonart 7984-38 | Designer White | Wilsonart D354-60 |
| Chocolate | Tafisa T498CR | Platinum | Tafisa T202CR |
| Nutmeg | Tafisa T477CR | Earth | Tafisa T767CR |
| Dark Walnut | Tafisa T469CR | Charcoal | Tafisa T228CR |

PHASE OUT LAMINATES Almond - Black- Shadows - Edgewood Sycamore - Gunstock Walnut

NON-STOCKED LAMINATES
For specific lead time and application questions, please contact Krug Customer Service for your requirement. Upcharges will be applicable for non-stocked laminates, depending on their cost. Non-stock laminates may require a minimum order quantity, please contact customer service. Stocked polymer edges only can be specified for use with non-stocked laminates or tops will be self-edged.



FSC
www.fsc.org
FSC® C021699

The mark of responsible forestry



All products are air emissions certified and are available as FSC® certified

krug

solutions@krug.ca | www.krug.ca | 1.888.578.KRUG