

STRATFORD
Price and Specification Guide
USA



krug

Advancing Design Through Innovation

vizient.
Awarded Supplier

STRATFORD TABLE OF CONTENTS

- 2 Environmental Summary
- 3 Product Features & Options
- 4 Finishes & Laminates
- 5 Sample Configurations
- 8 Desks
- 10 Returns
- 12 Linking Tops
- 12 Corner Units
- 13 Credenzas
- 17 Overheads
- 18 Hutches
- 20 Bookcases
- 21 Storage
- 22 Wardrobes
- 24 Modular Components
- 32 Reception
- 33 Accessories

General Information

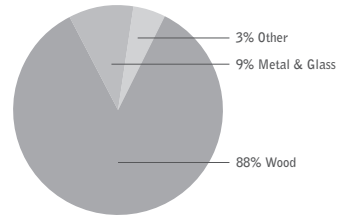
- 34 Product Specifications
- 39 Terms & Conditions
- 39 Warranty
- 41 Custom Pricing Methods
- 41 KrugExpress
- 42 Panel Fabric, COM & Graded-in Upholstery Programs

STRATFORD ENVIRONMENTAL SUMMARY

LEED CERTIFICATION



MATERIAL CONTENT:



PRE-CONSUMER
RECYCLED CONTENT - 77%

POST-CONSUMER
RECYCLED CONTENT - 2.5%

		CONTRIBUTES TO
Credit 2.1 - 2.2	Construction Waste Management	1-2 point(s)
Credit 3.3	Resource Reuse	1 point
Credit 4.1	Recycled Content	1 point
Credit 4.2	Recycled Content	1 point
Credit 4.5	Low Emitting Materials, (MUST BE REQUESTED)	
	Composite Wood & Laminate Adhesives	1 point
Credit 5.1	Regional Materials*	1 point
Credit 6	Rapidly Renewable Materials (MUST BE REQUESTED)	1 point
Credit 7	Certified Wood (MUST BE REQUESTED)	1 point

*This credit is only applicable if in total 20% of the combined value of the procurement of construction materials and in the furniture are manufactured within a radius of 500 miles. This credit will apply if the installation of the finished product occurs within 500 miles of Kitchener, Ontario.

level® CERTIFICATION

BIFMA's e3 Furniture Sustainability Standard is a voluntary, multi-attribute standard that measures the degree of sustainability of furniture. This standard evaluates product and company environmental attributes and compliance systems in a wide range of elements which include Materials, Energy & Atmosphere, Human & Ecosystem Health and Social Responsibility. Stratford products have earned level®, BIFMA's sustainability certification program for furniture, certification through third-party verification against the e3 standard.

AIR EMISSIONS

All Stratford products can be supplied with air emissions-certification. Contact customer service for information and upcharges.

FSC®

FSC® In 2005, Krug received Forest Stewardship Council® (FSC®) Chain-of-Custody certification for our manufacturing facilities. The FSC® Chain-of-Custody tracks certified wood from seedling to final sale. It verifies that the material for our FSC® certified products only come from well-managed, FSC®-certified forests and other controlled sources. FSC® is dedicated to the promotion of responsible forest management worldwide helping to take care of forests for future generations. Stratford and other Krug products can be specified with FSC® Certification. Contact customer service for further information, pricing and lead times.

In addition, architects, designers, and building professionals can specify FSC®-certified products in order to achieve a point from the US. Green Building Council's Leadership in Energy and Environmental Design (LEED) Rating System.



the mark of responsible forests



STRATFORD FEATURES & OPTIONS

WORKSURFACES

Tops are made of 1 1/4" - 42 lbs. per cubic foot density particle board core with face and back veneers. All edges have 1 1/8" wide 1" thick solid Cherry or Walnut headers

EDGE PROFILE

The standard edge detail is included on the following Stratford products:



- desks
- credenzas
- corner units
- modular TP and TPR tops
- occasional tables
- linking units
- returns
- 30" high and 57" high bookcases
- 30" high freestanding storage
- conference tables

VENEER

External face veneers are flat sliced Black Walnut or Cherry bookmatched and of uniform color and grain pattern.

SOLIDS & BASE MOLDING

All solids used shall be American Black Walnut or Cherry kiln-dried by the manufacturer to a 6% moisture content. The base moldings are made of profiled solid Black Walnut or Cherry.

FINISH

All surfaces to be finished are well sanded before applying finish materials. The procedure begins with the application of a base color via a Non-Grain Raising stain. Next a wash coat is applied to seal the NGR stain and ensure an even colored finish. The a filler coat is applied and hand wiped to fill the open pores in the wood surface and further enhance the depth color. A sealer is applied and scuff sanded to prepare the surfaces for the top coat (finish). The final procedure is to apply a coat of 52° sheen catalyzed varnish to protect the surfaces and add luster.

GABLES

Gables are 3/4" or 1 1/8" thick - 45 lbs. per cubic foot density particleboard core, 3 ply. Edges are banded with veneer. Bottom edges of 1 1/8" gables are banded with polyvinyl chloride edge banding.

DRAWER FRONTS AND DOORS

48 lbs. per cubic foot density Medium Density Fiberboard with face and back veneer.

HINGES


Doors have European style hinges with a 95° opening.

DRAWERS


Box drawers have ball bearing movement, full extension slides with urethane cushioned stops and hold-in catch. Box drawers have a load bearing capacity of 100 lbs. per drawer. File drawers have progressive action ball bearing full-extension slides with urethane cushioned stops and hold-in catch. File drawers have a load bearing capacity of 100 lbs. per drawer. Lateral file drawers have full-extension slides with over-travel ball movement slides with urethane cushioned stops. Lateral file drawers have a load bearing capacity of 150 lbs. per drawer. All drawer slides allow for easy removal of the drawers. All drawer interiors are birch veneer. All file drawers are equipped for letter and legal filing. All desks with the center drawer option include a matching pencil tray in the center drawer. All standard desks with 2 box 1 file pedestals are specified without a center drawer option include one matching pencil tray.

PULLS


Stratford traditional series offers a choice of three pull combinations as described below. Please indicate a pull designation for every Stratford product on your order. There is no default selection and orders will not be processed until a pull selection is received. Drawers are furnished with a Devon, Canterbury or Avon bail finished in antiqued brass and mounted with rosettes. Bookcase doors and hutch doors are provided with an antiqued brushed brass knob.



DEVON



CANTERBURY



AVON

LOCKS

Locks are standard on all pedestals and storage unit lateral file drawers. Optional locks are available on bookcase, hutch and overhead doors at an upcharge of \$152 list per set of (2) doors. Please specify at time of order. If a hutch or overhead has an uneven amount of doors the single lock required is also \$152. Locks are not available on glass doors.

GLIDES

Glides are provided for every case and allow for 1 1/2" of adjustment.

TESTING INFORMATION

Stratford desks, credenzas, hutches, link units, and returns meet or exceed the testing requirements of ANSI/BIFMA X5.5-2014 and/or X5.9 - 2012.



STRATFORD FINISHES & LAMINATES

WOOD FINISHES

Standard wood finishes are:
SPECIES

	FINISH
Cherry	Light Cherry
	Natural Cherry
	American Cherry
	Medium Cherry
	Standard Cherry
	Imperial Cherry
	Appalachian Cherry
Walnut	Sable Cherry
	Natural Walnut
	Regular Walnut
	Mahogany on Walnut
	Dark Walnut
WOOD FINISHES TO MATCH STANDARD LAMINATES	Cordovan Walnut
	Copper on Cherry
	Shiraz Cherry
	Park Avenue Walnut
	Chocolate on Walnut
	Nutmeg on Walnut

NATURAL CHARACTERISTICS OF WOOD

Wood is a natural product with inherent color variations that will never be fully mitigated by the finishing process. Please anticipate variation in colors within a single unit, from piece to piece, and from Krug wood finish samples. If a very close match is required, a sample must be provided with the order and an upcharge will apply. Exact color matches are not possible.

CUSTOM WOOD FINISHES

Add 10% list to your order for special finishes, minimum upcharge is \$600 list per finish per order. (For example, on all orders up to \$6000 list, an upcharge of \$600 will apply, on orders \$6000 and up add 10% list to your order.)

For orders with special finishes, a sample that is a minimum 3” by 3” must be received with the order. Special finishes may add additional lead time to production schedules. Since wood is a natural product, some variations in grain, color and stain acceptance will occur. In our finishing processes, we try to minimize variations, but some variation between samples and finished goods should be anticipated.

DUAL FINISHES

Add 10% list per item if specifying dual finish.

VENEER

Stratford veneer is flat cut

LAMINATE WORKSURFACE OPTION

Laminate worksurfaces are available at an upcharge of 10% (a higher upcharge may apply to specially priced plastic laminates). Where there are wood profile edges on worksurface tops, they will remain as wood profile on laminate tops. Krug will order and procure laminates. Purchase orders with a plastic laminate option must include Laminate name. When specifying laminate worksurfaces, the grain direction is such that the grain pattern runs the length of each surface, as shown in the diagram on the right. Please contact Krug Customer Service for questions pertaining to laminate grain direction.



LAMINATES

Krug’s in-stock Laminates are available in 17 different laminate selections. Please note that 4 of the colors (Gingerbread, Portobello, Ash and Willow) have textured finishes and may not be appropriate for use in patient areas due to infection control concerns. Minimum order quantities and extended lead times may apply for exotic laminate colors, please check with customer service. Polymer Edge will be selected to match the worksurface. Krug’s previous laminate in-stock program will be phased out as in-stock supply depletes. Please contact customer service for availability.

IN-STOCK LAMINATES

Wood Grain Laminates	High Pressure Laminate Supplier	Textured Wood Grain Laminates	High Pressure Laminate Supplier
Champagne	Tafisa T492CR	Gingerbread	Tafisa T556UR
Hardrock Maple	Formica 86992-58	Portobello	Tafisa T557UR
Dune	Tafisa T491CR	Ash	Tafisa T535AT
Copper	Tafisa T521CR	Willow	Tafisa T543AT
Shiraz Cherry	Tafisa T472CR	Solid Laminates	
Park Avenue Walnut	Wilsonart 7984-38	Designer White	Wilsonart D354-60
Chocolate	Tafisa T498CR	Platinum	Tafisa T202CR
Nutmeg	Tafisa T477CR	Earth	Tafisa T767CR
Nightfall	Pionite WX421	Charcoal	Tafisa T228CR

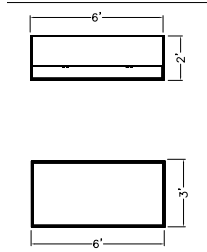
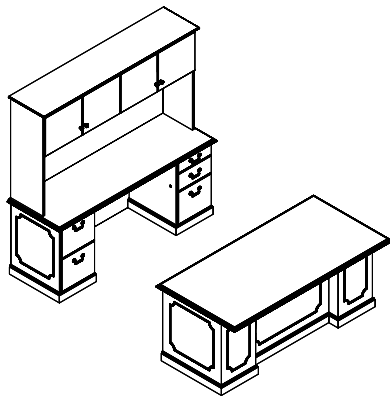
PHASE OUT LAMINATES

Almond - Black- Shadows - Edgewood Sycamore - Gunstock Walnut

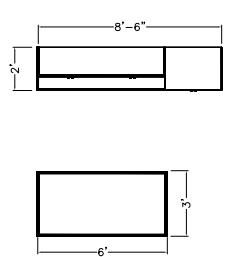
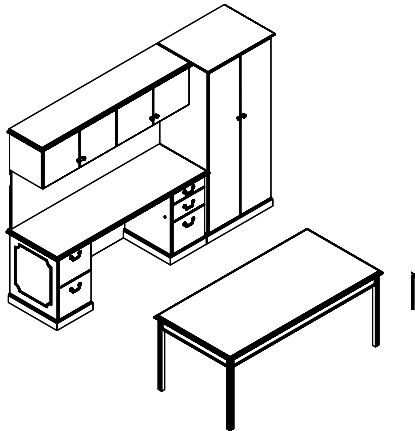
NON-STOCKED LAMINATES

For specific lead time and application questions, please contact Krug Customer Service for your requirement. Upcharges will be applicable for non-stocked laminates, depending on their cost. Non-stock laminates may require a minimum order quantity, please contact customer service. Stocked polymer edges only can be specified for use with non-stocked laminates or tops will be self-edged.

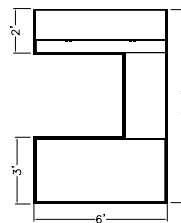
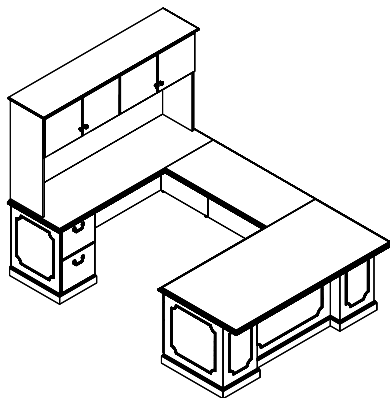
STRATFORD SAMPLE CONFIGURATIONS



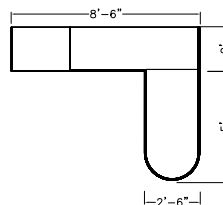
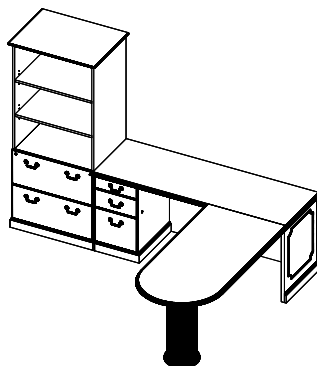
	Model	Cherry Walnut
Desk	98D72364L0RF	4587
Hutch	98HT721640	4748
Credenza	98C72244LDRF	5065
TOTAL		\$14,400



	Model	Cherry Walnut
Desk	98TD7236	4540
Overhead	98OH7216	2638
Tackboard	98TBOH72	476
Credenza	98C72244LDRF	5065
Flush Left	option	120
Storage	98WR30247101	4515
TOTAL		\$17,354

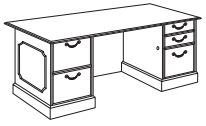
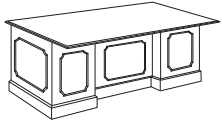


	Model	Cherry Walnut
Desk	98D72364L0RF	4587
Link Unit	98LU4224H	1809
Hutch	98HT721640	4748
Credenza	98C72244LDR0	4710
TOTAL		\$15,854



	Model	Cherry Walnut
Return	98BR6030	1998
Credenza	98C7220LFR0	4414
Flush Right	option	120
Storage	98ST30207103	5204
TOTAL		\$11,736

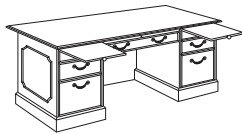
STRATFORD DESKS

Description	Model	Cherry Walnut	W	D	H	KW	Shipping Weight	Cubic Feet
Double Pedestal Desk	98D60304LDRD	5891	59.75	29.75	30.5	25.5	273	42
	98D60304LDRF	5891	59.75	29.75	30.5	25.5	273	42
	98D60304LFRD	5891	59.75	29.75	30.5	25.5	273	42
	98D60304LFRF	5891	59.75	29.75	30.5	25.5	273	42
	98D66304LDRD	5924	65.75	29.75	30.5	31.5	280	46
	98D66304LDRF	5924	65.75	29.75	30.5	31.5	280	46
	98D66304LFRD	5924	65.75	29.75	30.5	31.5	280	46
	98D66304LFRF	5924	65.75	29.75	30.5	31.5	280	46
	98D66364LDRD	5954	65.75	35.75	30.5	31.5	295	55
	98D66364LDRF	5954	65.75	35.75	30.5	31.5	295	55
	98D66364LFRD	5954	65.75	35.75	30.5	31.5	295	55
	98D66364LFRF	5954	65.75	35.75	30.5	31.5	295	55
guest side of a 36" deep desk**	98D72364LDRD	6039	71.75	35.75	30.5	37.5	310	60
	98D72364LDRF*	6039	71.75	35.75	30.5	37.5	310	60
	98D72364LFRD	6039	71.75	35.75	30.5	37.5	310	60
	98D72364LFRF	6039	71.75	35.75	30.5	37.5	310	60
	98D78424LDRD	6179	77.75	41.75	30.5	43.5	327	72
	98D78424LDRF	6179	77.75	41.75	30.5	43.5	327	72
	98D78424LFRD	6179	77.75	41.75	30.5	43.5	327	72
	98D78424LFRF	6179	77.75	41.75	30.5	43.5	327	72
	98D84424LDRD	6316	83.75	41.75	30.5	49.5	337	78
	98D84424LDRF	6316	83.75	41.75	30.5	49.5	337	78
	98D84424LFRD	6316	83.75	41.75	30.5	49.5	337	78
	98D84424LFRF	6316	83.75	41.75	30.5	49.5	337	78

ORDERING NOTES:

Laminate worksurfaces are available at a 10% upcharge. 30" deep Stratford desks have a 1-1/2" overhang on the guest side. 36" deep Stratford desks have a 7 1/2" overhang on the guest side. A burled walnut top option is available at a 20% upcharge.

Double Pedestal Desk with Center Drawer Option	98D60304LFCDRF	6258	59.75	29.75	30.5	25.5	303	42
	98D66304LFCDRF	6313	65.75	29.75	30.5	31.5	310	46
	98D66364LFCDRF	6358	65.75	35.75	30.5	31.5	325	55
	98D72364LFCDRF*	6465	71.75	35.75	30.5	37.5	340	60
	98D78424LFCDRF	6621	77.75	41.75	30.5	43.5	357	72
	98D84424LFCDRF	6779	83.75	41.75	30.5	49.5	367	78



ORDERING NOTES:

The center drawer option includes:

- a felt-lined drawer with pencil tray
- two pull-out dictation slides on the user side of the desk.
- a central locking system activating center drawer and both pedestals with a single lock located on the left pedestal inside gable.

Laminate worksurfaces are available at a 10% upcharge. A burled walnut top option is available at a 20% upcharge.

ORDERING PROCEDURES

To order, please specify the following:

- 1) Krug product model number
- 2) Wood species and finish, see page 4.
- 4) Pull style and finish, see page 3.
- 5) Grommet location and style if applicable

* Indicates model illustrated by line drawing

MODEL CODE DESCRIPTION

4 - full height pedestals
L - left hand position
R - right hand position
D - 2 file drawers
F - 2 box, 1 file drawer
CD - center drawer

STANDARD FINISHES

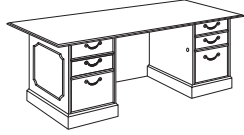
For a complete list of standard wood finishes please see page 4.

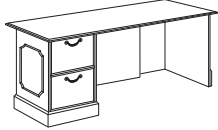
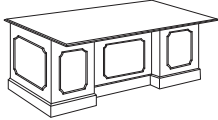
LOCKS

Locks are standard on all file drawers.

STRATFORD DESKS

Description	Model	Cherry Walnut	W	D	H	Shipping Weight	Cubic Feet
Oversized Top Option	OT98D66364	308	71.75	35.75	-	15	-
	OT98D72364	308	77.75	35.75	-	15	-
	OT98D78424	308	83.75	41.75	-	15	-



Single Pedestal Desk	98D60304LDR0	4063	59.75	29.75	30.5	40.5	215	42
	98D60304LFR0	4063	59.75	29.75	30.5	40.5	215	42
	98D60304LORD	4063	59.75	29.75	30.5	40.5	215	42
	98D60304LORF	4063	59.75	29.75	30.5	40.5	215	42
	98D66304LDR0	4095	65.75	29.75	30.5	46.5	222	46
	98D66304LFR0	4095	65.75	29.75	30.5	46.5	222	46
 guest side of a 36" deep desk**	98D66304LORD	4095	65.75	29.75	30.5	46.5	222	46
	98D66304LORF	4095	65.75	29.75	30.5	46.5	222	46
	98D66364LDR0*	4119	65.75	35.75	30.5	46.5	237	55
	98D66364LFR0	4119	65.75	35.75	30.5	46.5	237	55
	98D66364LORD	4119	65.75	35.75	30.5	46.5	237	55
	98D66364LORF	4119	65.75	35.75	30.5	46.5	237	55
	98D72364LDR0	4587	71.75	35.75	30.5	52.5	252	60
	98D72364LFR0	4587	71.75	35.75	30.5	52.5	252	60
	98D72364LORD	4587	71.75	35.75	30.5	52.5	252	60
	98D72364LORF	4587	71.75	35.75	30.5	52.5	252	60
	98D78424LDR0	5038	77.75	41.75	30.5	58.5	269	72
	98D78424LFR0	5038	77.75	41.75	30.5	58.5	269	72
	98D78424LORD	5038	77.75	41.75	30.5	58.5	269	72
	98D78424LORF	5038	77.75	41.75	30.5	58.5	269	72
	98D84424LDR0	5504	83.75	41.75	30.5	64.5	279	78
	98D84424LFR0	5504	83.75	41.75	30.5	64.5	279	78
	98D84424LORD	5504	83.75	41.75	30.5	64.5	279	78
	98D84424LORF	5504	83.75	41.75	30.5	64.5	279	78

ORDERING NOTES:

The oversized top option is only available on stand-alone double pedestal desks and cannot be used in conjunction with any other run-off or connecting worksurfaces. Specifying the oversized top option increases the top width, increasing the left and right overhang measurement to 4-1/2". The guest side remains 7-1/2" (as is standard for 36" and 42" deep desks). Laminate worksurfaces are available at a 10% upcharge.

DIMENSION KEY

W — width
D — depth
H — height of worksurface
KW — kneehole width

Dimensions are in inches and approximate.
Contact Customer Service if dimensions are critical.

MODEL CODE DESCRIPTION

4 - full height pedestals
L - left hand position
R - right hand position
D - 2 file drawers
F - 2 box, 1 file drawer
0 - no pedestal

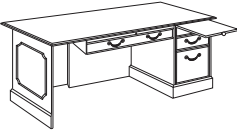
STANDARD FINISHES

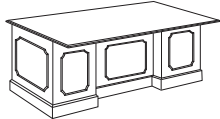
For a complete list of standard wood finishes please see page 4..

WIRING GROMMET

One rectangular black or one antique brass grommet in a standard position is optional at no charge. Please note grommet choice clearly on order form. Additional grommets are available at an upcharge of \$152 list.

STRATFORD DESKS

Description	Model	Cherry Walnut	W	D	H	KW	Shipping Weight	Cubic Feet
	98D66304LOCDRF	4372	65.75	29.75	30.5	46.5	252	46
	98D66304LFCDR0	4372	65.75	29.75	30.5	46.5	252	46
	98D66364LOCDRF	4418	65.75	35.75	30.5	46.5	267	55
	98D66364LFCDR0	4418	65.75	35.75	30.5	46.5	267	55
	98D72364LOCDRF*	4903	71.75	35.75	30.5	52.5	282	60
	98D72364LFCDR0	4903	71.75	35.75	30.5	52.5	282	60
	98D78424LOCDRF	5391	77.75	41.75	30.5	58.5	299	72
	98D78424LFCDR0	5391	77.75	41.75	30.5	58.5	299	72
	98D84424LOCDRF	5873	83.75	41.75	30.5	64.5	309	78
	98D84424LFCDR0	5873	83.75	41.75	30.5	64.5	309	78



guest side of a 36"
deep desk**

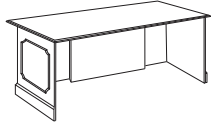
ORDERING NOTES:

The center drawer option includes:

- a felt-lined drawer with pencil tray
- a central locking system activating center drawer and pedestal with a single lock located on the inside pedestal gable.
- pull-out dictation slide on the user side of the desk.

The space left between the pencil drawer and the open end of the desk allows for a 24" run off. Laminate worksurfaces are available at a 10% upcharge. A burled walnut top option is available at a 20% upcharge.

Desk Shells	98S6636L0R0	2744	65.75	35.75	30.5	60.5	121	55
	98S7236L0R0	3047	71.75	35.75	30.5	66.5	137	60
	98S7836L0R0	3382	77.75	35.75	30.5	72.5	153	64



Bow Top Option Upcharge	98D6636BT	626	-	-	-	-	-	-
	98D7236BT	674	-	-	-	-	-	-
	98D7842BT	693	-	-	-	-	-	-
	98D8442BT	701	-	-	-	-	-	-



ORDERING NOTES:

The bow top option is available on all the desk sizes listed above. Please add "BT" to the model number of the desk and add the upcharge shown above. The bowtop option tapers the overhang back on the left and right sides, the depth of the overhang at the widest point is 7 1/2". Laminate worksurfaces are available at a 10% upcharge.

ORDERING PROCEDURES

To order, please specify the following:

- 1) Krug product model number
- 2) Wood species and finish, see page 4.
- 4) Pull style and finish, see page 3.
- 5) Grommet location and style if applicable

* Indicates model illustrated by line drawing

CODE DESCRIPTION

4 - full height pedestals
L - left hand position
R - right hand position
D - 2 file drawers
F - 2 box, 1 file drawer
0 - no pedestal
BT - bow top option

STANDARD FINISHES

For a complete list of standard wood finishes please see page 4.

LOCKS

Locks are standard on all file drawers.

STRATFORD DESKS

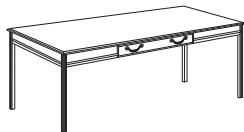
Description	Model	Cherry Walnut	W	D	H	KW	Shipping Weight	Cubic Feet
Queen Ann Table Desk	98TDQ7236	4978	83.75	35.75	30.5	65.75	150	60



ORDERING NOTES:

Optional lock: Please add \$152 list and specify lock option in the product description. This item is not available on KrugExpress. Laminate worksurfaces are available at a 10% upcharge. Please note that pedestals can not be used with table desks.

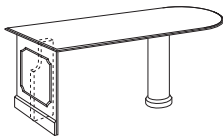
Table Desk	98TD7236	4529	71.75	35.75	30.5	66.5	131	12
	98TD7842	5028	77.75	41.75	30.5	72.5	148	14



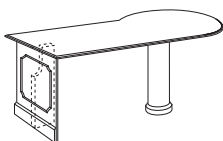
ORDERING NOTES:

Table desk includes a felt-liner center drawer with pencil tray. To add lock, please specify lock option and add \$152 list. The lock plug is located above the center drawer in the rail. The table desk is shipped knocked down. This table desk is not available on KrugExpress. Laminate worksurfaces are available at a 10% upcharge.

Bullet Desk, Post Leg	98BD6030	2874	59.75	29.75	30.5	-	140	36
	98BD6630	2928	65.75	29.75	30.5	-	154	40
	98BD7230	2986	71.75	29.75	30.5	-	170	47
	98BD6636	2959	65.75	35.75	30.5	-	184	43
	98BD7236	3047	71.75	35.75	30.5	-	200	51



"P" Desk, Post Leg	98PD7230L	3745	71.75	35.75	30.5	-	189	43
	98PD7230R	3745	71.75	35.75	30.5	-	189	43
	98PD7236L	3825	71.75	41.75	30.5	-	205	51
	98PD7236R*	3825	71.75	41.75	30.5	-	205	51
	98PD7830L	3896	77.75	35.75	30.5	-	219	47
	98PD7830R	3896	77.75	35.75	30.5	-	219	47
	98PD7836R	3969	77.75	41.75	30.5	-	233	56
	98PD7836R	3969	77.75	41.75	30.5	-	233	56
	98PD8430L	4089	83.75	35.75	30.5	-	247	50
	98PD8430R	4089	83.75	35.75	30.5	-	247	50
	98PD8436L	4193	83.75	41.75	30.5	-	260	60
	98PD8436R	4193	83.75	41.75	30.5	-	260	60



ORDERING NOTES:

Post legs are 10.5 in diameter. Laminate worksurfaces are available at a 10% upcharge.

DIMENSION KEY

W — width
D — depth
H — height of worksurface
KW — kneehole width

Dimensions are in inches and approximate.
Contact Customer Service if dimensions are critical.

CODE DESCRIPTION

L - left hand leg position
R - right hand leg position

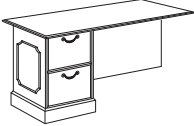
STANDARD FINISHES

For a complete list of standard wood finishes please see page 4..

WIRING GROMMET

One rectangular black or one antique brass grommet in a standard position is optional at no charge. Please note grommet choice clearly on order form. Additional grommets are available at an upcharge of \$152 list.

STRATFORD RETURNS

Description	Model	Cherry Walnut	W	D	H	KW	Shipping Weight	Cubic Feet
	98RH4220L4D	3553	41.75	20.5	30.5	23	114	22
	98RH4220L4F	3553	41.75	20.5	30.5	23	114	22
	98RH4220R4D	3553	41.75	20.5	30.5	23	114	22
	98RH4220R4F	3553	41.75	20.5	30.5	23	118	22
	98RH4224L4D	3602	41.75	23.75	30.5	23	118	26
	98RH4224L4F	3602	41.75	23.75	30.5	23	114	26
	98RH4224R4D	3602	41.75	23.75	30.5	23	114	26
	98RH4224R4F	3602	41.75	23.75	30.5	23	114	26
	98RH4820L4D	3633	47.75	20.5	30.5	27	118	25
	98RH4820L4F	3633	47.75	20.5	30.5	27	118	25
	98RH4820R4D	3633	47.75	20.5	30.5	27	118	25
	98RH4820R4F	3633	47.75	20.5	30.5	27	122	25
	98RH4824L4D	3647	47.75	23.75	30.5	27	122	29
	98RH4824L4F	3647	47.75	23.75	30.5	27	118	29
	98RH4824R4D	3647	47.75	23.75	30.5	27	118	29
	98RH4824R4F	3647	47.75	23.75	30.5	27	118	29
	98RH5420L4D	3679	53.75	20.5	30.5	35	122	28
	98RH5420L4F	3679	53.75	20.5	30.5	35	122	28
	98RH5420R4D	3679	53.75	20.5	30.5	35	122	28
	98RH5420R4F	3679	53.75	20.5	30.5	35	126	28
	98RH5424L4D	3720	53.75	23.75	30.5	35	126	32
	98RH5424L4F	3720	53.75	23.75	30.5	35	122	32
	98RH5424R4D	3720	53.75	23.75	30.5	35	122	32
	98RH5424R4F	3720	53.75	23.75	30.5	35	122	32
	98RH6020L4D	3798	59.75	20.5	30.5	41	126	31
	98RH6020L4F	3798	59.75	20.5	30.5	41	126	31
	98RH6020R4D	3798	59.75	20.5	30.5	41	126	31
	98RH6020R4F	3798	59.75	20.5	30.5	41	130	31
	98RH6024L4D*	3870	59.75	23.75	30.5	41	130	36
	98RH6024L4F	3870	59.75	23.75	30.5	41	126	36
	98RH6024R4D	3870	59.75	23.75	30.5	41	126	36
	98RH6024R4F	3870	59.75	23.75	30.5	41	126	36
	98RH6620L4D	4063	65.75	20.5	30.5	47	130	33
	98RH6620L4F	4063	65.75	20.5	30.5	47	130	33
	98RH6620R4D	4063	65.75	20.5	30.5	47	130	33
	98RH6620R4F	4063	65.75	20.5	30.5	47	165	33
	98RH6624L4D	4108	65.75	23.75	30.5	47	165	39
	98RH6624L4F	4108	65.75	23.75	30.5	47	130	39
	98RH6624R4D	4108	65.75	23.75	30.5	47	130	39
	98RH6624R4F	4108	65.75	23.75	30.5	47	130	39
	98RH7220L4D	4168	71.75	20.5	30.5	53	165	36
	98RH7220L4F*	4168	71.75	20.5	30.5	53	165	36
	98RH7220R4D	4168	71.75	20.5	30.5	53	165	36
	98RH7220R4F	4168	71.75	20.5	30.5	53	170	36
	98RH7224L4D	4244	71.75	23.75	30.5	53	170	42
	98RH7224L4F	4244	71.75	23.75	30.5	53	165	42
	98RH7224R4D	4244	71.75	23.75	30.5	53	165	42
	98RH7224R4F	4244	71.75	23.75	30.5	53	165	42

ORDERING NOTES: Modesty panels on returns are raised above the base mounding. Laminate worksurfaces are available at a 10% upcharge. For wire management cut out option on modesty panel add \$194 list upcharge. For hinged modesty panel upcharge add 10% and insert Y after the H in the model number. e.g.98RHY6624R4F

ORDERING PROCEDURES

To order, please specify the following:

- 1) Krug product model number
- 2) Wood species and finish, see page 4.
- 4) Pull style and finish, see page 3.
- 5) Grommet location and style if applicable

* Indicates model illustrated by line drawing

CODE DESCRIPTION

4 - full height pedestals
L - left hand position
R - right hand position
D - 2 file drawers
F - 2 box, 1 file drawer
Y - hinged modesty option

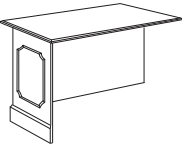
STANDARD FINISHES

For a complete list of standard wood finishes please see page 4.

LOCKS


Locks are standard on all file drawers.

STRATFORD RETURNS

Description	Model	Cherry Walnut	W	D	H	KW	Shipping Weight	Cubic Feet
Return Shells 	98RH4224L0*	2140	41.75	23.75	30.5	39.25	68	26
	98RH4224R0	2140	41.75	23.75	30.5	39.25	68	26
	98RH4824L0	2168	47.75	23.75	30.5	45.25	72	29
	98RH4824R0	2168	47.75	23.75	30.5	45.25	72	29

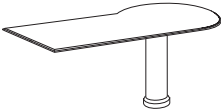
ORDERING NOTES:

Modesty panels on returns are raised above the base mounding. Laminate worksurfaces are available at a 10% upcharge. For wire management cut out option on modesty panel add \$194 list upcharge. For hinged modesty panel upcharge add 10% and insert Y after the H in the model number. e.g. 98RHY4824R0

Bullet Return, Post Leg 	98BR6030	1998	59.75	29.75	30.5		66	3
	98BR6630	2024	65.75	29.75	30.5		81	4
	98BR6636	2053	65.75	35.75	30.5		101	4
	98BR7230	2089	71.75	29.75	30.5		106	4
	98BR7236	2158	71.75	35.75	30.5		116	5

ORDERING NOTES:

Bullet desk/return legs are 10.5 in diameter. Bullet desks are available in 72" lengths only for KrugExpress. Laminate worksurfaces are available at a 10% upcharge.

"P" Return, Post Leg 	98PR7230L	3195	71.75	35.75	30.5		112	43
	98PR7230R	3195	71.75	35.75	30.5		112	43
	98PR7236L	3336	71.75	41.75	30.5		128	51
	98PR7236R	3336	71.75	41.75	30.5		128	51
	98PR7836L	3408	77.75	41.75	30.5		128	47
	98PR8430L	3408	83.75	35.75	30.5		128	47
	98PR8430R	3522	83.75	35.75	30.5		128	56
	98PR8436L	3522	83.75	41.75	30.5		128	56
	98PR8436R	3620	83.75	41.75	30.5		128	50
	98PR7836R	3620	77.75	41.75	30.5		128	50
	98PR7830L	3723	77.75	35.75	30.5		142	60
	98PR7830R*	3723	77.75	35.75	30.5		142	60

DIMENSION KEY

W — width
D — depth
H — height of worksurface
KW— kneehole width

Dimensions are in inches and approximate.
Contact Customer Service if dimensions are critical.

CODE DESCRIPTION

L - left hand support position
R - right hand support position
0 - no pedestal
Y - hinged modesty option

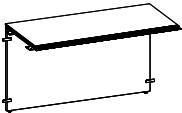
STANDARD FINISHES

For a complete list of standard wood finishes please see page 4.

WIRING GROMMET

One rectangular black or one antique brass grommet in a standard position is optional at no charge. Please note grommet choice clearly on order form. Additional grommets are available at an upcharge of \$152 list.

STRATFORD LINKING UNITS & CORNER UNITS


Description	Model	Cherry Walnut	W	D	H	KW	Shipping Weight	Cubic Feet
	98LU3620H	1673	34.75	19.75	30.5		15	3
	98LU3624H	1728	34.75	23.75	30.5		16	3
	98LU4220H	1749	38.75	19.75	30.5		20	4
	98LU4224H	1809	38.75	23.75	30.5		24	4
	98LU4820H	1844	44.75	19.75	30.5		29	4
	98LU4824H	1883	44.75	23.75	30.5		36	4

ORDERING NOTES:

Please note on order if picture frame molding is required on hinged modesty panel. Laminate worksurfaces are available at a 10% upcharge.

For wire management cut out option on modesty panel add \$194 list upcharge.

For hinged modesty panel upcharge add 10% and insert Y after the LU in the model number. e.g. 98LUY4224H

	98LT3620H	830	34.75	19.75	1.25		15	2
	98LT3624H	840	34.75	23.75	1.25		16	2
	98LT4220H	864	38.75	19.75	1.25		20	2
	98LT4224H	889	38.75	23.75	1.25		24	2
	98LT4820H	909	44.75	19.75	1.25		29	2
	98LT4824H	929	44.75	23.75	1.25		36	3

	98CU363620	3277	35.75	35.75	30.5	22.5	106	33
	98CU363624	3277	35.75	35.75	30.5	17	106	33
	98CU424224	3602	41.75	41.75	30.5	25.5	131	41

ORDERING NOTES:

Laminate worksurfaces are available at a 10% upcharge. The x dimension on the 98CU363624 corner unit does not allow for an undersurface mounted keyboard or pencil drawer. Please specify a 98KBAC2110 with an extended mechanism if keyboard is required. See page 33.

ORDERING PROCEDURES

To order, please specify the following:

- 1) Krug product model number
- 2) Wood species and finish, see page 4.
- 4) Pull style and finish, see page 3.
- 5) Grommet location and style if applicable

CODE DESCRIPTION

H - desk height

STANDARD FINISHES

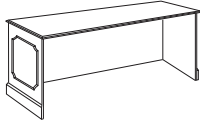
For a complete list of standard wood finishes please see page 4.

WIRING GROMMET

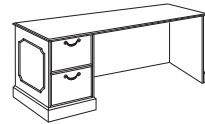
One rectangular black or one antique brass grommet in a standard position is optional at no charge. Please note grommet choice clearly on order form. Additional grommets are available at an upcharge of \$152 list.

STRATFORD CREDENZAS

Description	Model	Cherry Walnut	W	D	H	Shipping Weight	Cubic Feet
Credenza Shells	98S6624LOR0	2650	65.75	23.75	30.5	121	32
	98S7224LOR0	2890	71.75	23.75	30.5	137	35
	98S7824LOR0	3141	77.75	23.75	30.5	153	38



Single Pedestal Credenza	98C66204LDR0	4636	65.75	19.75	30.5	46.5	163	33
	98C66204LFR0	4636	65.75	19.75	30.5	46.5	163	33
	98C66204LORD	4636	65.75	19.75	30.5	46.5	163	33
	98C66204LORF	4636	65.75	19.75	30.5	46.5	163	33
	98C66244LDR0	4637	65.75	23.75	30.5	46.5	171	38
	98C66244LFR0	4637	65.75	23.75	30.5	46.5	171	38
	98C66244LORF	4637	65.75	23.75	30.5	46.5	171	38
	98C72204LDR0	4637	65.75	23.75	30.5	46.5	171	38
	98C72204LFR0	4675	71.75	19.75	30.5	52.5	179	36
	98C72204LORD	4675	71.75	19.75	30.5	52.5	179	36
	98C72204LORF	4675	71.75	19.75	30.5	52.5	179	36
	98C72244LDR0	4675	71.75	19.75	30.5	52.5	179	36
	98C72244LFR0	4710	71.75	23.75	30.5	52.5	187	41
	98C72244LORD	4710	71.75	23.75	30.5	52.5	187	41
	98C72244LORF	4710	71.75	23.75	30.5	52.5	187	41
	98C72244LFR0	4710	71.75	23.75	30.5	52.5	187	41
	98C78204LDR0*	4689	77.75	19.75	30.5	58.5	195	38
	98C78204LFR0	4689	77.75	19.75	30.5	58.5	195	38
	98C78204LORD	4689	77.75	19.75	30.5	58.5	195	38
	98C78204LORF	4689	77.75	19.75	30.5	58.5	195	38
	98C78244LDR0	4689	77.75	23.75	30.5	58.5	203	44
	98C78244LFR0	4689	77.75	23.75	30.5	58.5	203	44
	98C78244LORD	4689	77.75	23.75	30.5	58.5	203	44
	98C78244LORF	4689	77.75	23.75	30.5	58.5	203	44
	98C84204LDR0	4713	83.75	19.75	30.5	64.5	211	41
	98C84204LFR0	4713	83.75	19.75	30.5	64.5	211	41
	98C84204LORD	4713	83.75	19.75	30.5	64.5	211	41
	98C84204LORF	4713	83.75	19.75	30.5	64.5	211	41
	98C84244LDR0	4735	83.75	23.75	30.5	64.5	219	48
	98C84244LFR0	4735	83.75	23.75	30.5	64.5	219	48
	98C84244LORD	4735	83.75	23.75	30.5	64.5	219	48
	98C84244LORF	4735	83.75	23.75	30.5	64.5	219	48



ORDERING NOTES:

Please note on order if picture frame molding is required on hinged modesty panel. Laminate worksurfaces are available at a 10% upcharge. For wire management cut out option on modesty panel add \$194 list upcharge. For hinged modesty panel add a 10% upcharge and insert Y after the C in the model number. e.g. 98CY72244LORF

DIMENSION KEY

W — width
D — depth
H — height of worksurface
KW— kneehole width

Dimensions are in inches and approximate.
Contact Customer Service if dimensions are critical.

CODE DESCRIPTION

4 - full height pedestals
L - left hand position
R - right hand position
0 - no pedestal
D - 2 file drawers
F - 2 box, 1 file drawer
Y - hinged modesty option

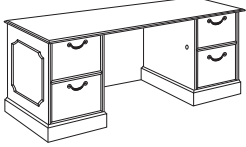
STANDARD FINISHES


For a complete list of standard wood finishes please see page 4.

LOCKS

Locks are standard on all lateral file drawers. Optional locks on bookcase doors are available at a \$152 list upcharge. Please specify at time of order.

STRATFORD CREDENZAS

Description	Model	Cherry Walnut	W	D	H	KW	Shipping Weight	Cubic Feet
	98C66204LDRD	4978	65.75	19.75	30.5	31.5	198	33
	98C66204LDRF	4978	65.75	19.75	30.5	31.5	198	33
	98C66204LFRD	4978	65.75	19.75	30.5	31.5	198	33
	98C66204LFRF	4978	65.75	19.75	30.5	31.5	198	33
	98C66244LDRD	4988	65.75	23.75	30.5	31.5	211	38
	98C66244LDRF	4988	65.75	23.75	30.5	31.5	211	38
	98C66244LFRD	4988	65.75	23.75	30.5	31.5	211	38
	98C66244LFRF	4988	65.75	23.75	30.5	31.5	211	38
	98C72204LDRD	5031	71.75	19.75	30.5	37.5	214	36
	98C72204LDRF	5031	71.75	19.75	30.5	37.5	214	36
	98C72204LFRD	5031	71.75	19.75	30.5	37.5	214	36
	98C72204LFRF	5031	71.75	19.75	30.5	37.5	214	36
	98C72244LDRD	5065	71.75	23.75	30.5	37.5	227	41
	98C72244LDRF	5065	71.75	23.75	30.5	37.5	227	41
	98C72244LFRD	5065	71.75	23.75	30.5	37.5	227	41
	98C72244LFRF	5065	71.75	23.75	30.5	37.5	227	41
	98C78204LDRD*	5111	77.75	19.75	30.5	43.5	230	38
	98C78204LDRF	5111	77.75	19.75	30.5	43.5	230	38
	98C78204LFRD	5111	77.75	19.75	30.5	43.5	230	38
	98C78204LFRF	5111	77.75	19.75	30.5	43.5	230	38
	98C78244LDRD	5157	77.75	23.75	30.5	43.5	243	44
	98C78244LDRF	5157	77.75	23.75	30.5	43.5	243	44
	98C78244LFRD	5157	77.75	23.75	30.5	43.5	243	44
	98C78244LFRF	5157	77.75	23.75	30.5	43.5	243	44
	98C84204LDRD	5166	83.75	19.75	30.5	49.5	246	41
	98C84204LDRF	5166	83.75	19.75	30.5	49.5	246	41
	98C84204LFRD	5166	83.75	19.75	30.5	49.5	246	41
	98C84204LFRF	5166	83.75	19.75	30.5	49.5	246	41
	98C84244LDRD	5179	83.75	23.75	30.5	49.5	259	48
	98C84244LDRF	5179	83.75	23.75	30.5	49.5	259	48
	98C84244LFRD	5179	83.75	23.75	30.5	49.5	259	48
	98C84244LFRF	5179	83.75	23.75	30.5	49.5	259	48

	Oversized Top Option	OT98C6620	308	71.75	19.75	-	15	-
		OT98C6624	308	71.75	23.75	-	15	-
		OT98C7220	308	77.75	19.75	-	15	-
		OT98C7224	308	77.75	23.75	-	15	-
		OT98C7820	308	83.75	19.75	-	15	-
		OT98C7824	308	83.75	23.75	-	15	-

The oversized top option is only available on stand-alone double pedestal credenzas and cannot be used in conjunction with any other run-off connecting worksurfaces. Specifying the oversized top option increases the top width, increasing the left and right overhang measurement to 4 1/2". The front and rear overhang remains unchanged. In the 20" deep knee hole credenzas and/or shells the pencil drawer cannot be used.

ORDERING NOTES:

Laminate worksurfaces are available at a 10% upcharge. For wire management cut out option on modesty panel add \$194 list upcharge. For hinged modesty panel add a 10% upcharge and insert Y after the C in the model number. e.g. 98CY7224LFRF. Please note on the order if picture frame molding is required on the hinged modesty panel.

ORDERING PROCEDURES

To order, please specify the following:

- 1) Krug product model number
- 2) Wood species and finish, see page 4.
- 4) Pull style and finish, see page 3.
- 5) Grommet location and style if applicable

* Indicates model illustrated by line drawing

CODE DESCRIPTION

4 - full height pedestals
L - left hand position
R - right hand position
D - 2 file drawers
F - 2 box, 1 file drawer
Y - hinged modesty option

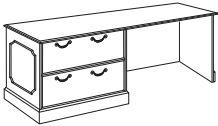
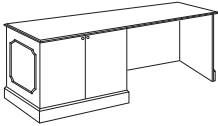
STANDARD FINISHES

For a complete list of standard wood finishes please see page 4..

WIRING GROMMET

One rectangular black or one antique brass grommet in a standard position is optional at no charge. Please note grommet choice clearly on order form. Additional grommets are available at an upcharge of \$152 list.

STRATFORD CREDENZAS

Description	Model	Cherry Walnut	W	D	H	KW	Shipping Weight	Cubic Feet
Lateral File or Bookcase Pedestal	98C6620LBR0	4233	65.75	19.75	30.5	25.75	204	33
	98C6620LFR0	4233	65.75	19.75	30.5	25.75	212	33
	98C6620L0RB	4233	65.75	19.75	30.5	25.75	204	33
	98C6620L0RF	4233	65.75	19.75	30.5	25.75	212	33
	98C6624LBR0	4316	65.75	23.75	30.5	25.75	211	38
	98C6624LFR0	4316	65.75	23.75	30.5	25.75	227	38
	98C6624L0RB	4316	65.75	23.75	30.5	25.75	211	38
	98C6624L0RF	4316	65.75	23.75	30.5	25.75	227	38
	98C7220LBR0	4414	71.75	19.75	30.5	31.75	228	36
	98C7220LFR0	4414	71.75	19.75	30.5	31.75	236	36
	98C7220L0RB	4414	71.75	19.75	30.5	31.75	228	36
	98C7220L0RF	4414	71.75	19.75	30.5	31.75	236	36
	98C7224LBR0	4509	71.75	23.75	30.5	31.75	235	41
	98C7224LFR0	4509	71.75	23.75	30.5	31.75	243	41
	98C7224L0RB	4509	71.75	23.75	30.5	31.75	235	41
	98C7224L0RF	4509	71.75	23.75	30.5	31.75	243	41
	98C8420LBR0	4635	83.75	19.75	30.5	43.75	256	41
	98C8420LFR0	4635	83.75	19.75	30.5	43.75	268	41
	98C8420L0RB	4635	83.75	19.75	30.5	43.75	256	41
	98C8420L0RF	4635	83.75	19.75	30.5	43.75	268	41
	98C8424LBR0	4732	83.75	23.75	30.5	43.75	267	48
	98C8424LFR0	4732	83.75	23.75	30.5	43.75	275	48
	98C8424L0RB	4732	83.75	23.75	30.5	43.75	267	48
	98C8424L0RF*	4732	83.75	23.75	30.5	43.75	275	48
Full Face Credenza, Lateral File and Bookcase	98C6320LFRF	6079	62.5	19.75	30.5	-	304	27
	98C6324LFRF	6108	62.5	23.75	30.5	-	316	27
	98C7220LBRF	6214	71.75	19.75	30.5	-	320	29
	98C7220LFRB	6214	71.75	19.75	30.5	-	320	29
	98C7224LBRF*	6334	71.75	23.75	30.5	-	331	35
	98C7224LFRB	6334	71.75	23.75	30.5	-	331	35
	98C7520LFRF	6953	74.5	19.75	30.5	-	334	37
	98C7524LFRF	7016	74.5	23.75	30.5	-	347	37

ORDERING NOTES:

Laminate worksurfaces are available at a 10% upcharge. Bookcase pedestals include one adjustable shelf. For hinged modesty panel add a 10% upcharge and insert Y after the C in the model number. e.g. 98CY7224L0RF Please note on order if picture frame molding is required on the hinged modesty panel.

DIMENSION KEY

W — width
D — depth
H — height of worksurface
KW— kneehole width

Dimensions are in inches and approximate.
Contact Customer Service if dimensions are critical.

CODE DESCRIPTION

L - left hand position
R - right hand position
B - bookcase
F - lateral file
Y - hinged modesty option

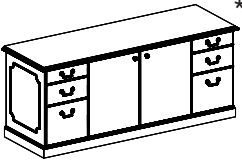
STANDARD FINISHES

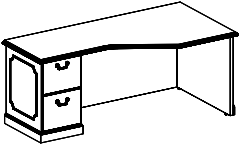
For a complete list of standard wood finishes please see page 4.

LOCKS

Locks are standard on all lateral file drawers. Optional locks on bookcase doors are available at a \$152 list upcharge. Please specify at time of order.

STRATFORD CREDENZAS

Description	Model	Cherry Walnut	W	D	H	KW	Shipping Weight	Cubic Feet
<div> <div>Full Face Credenza</div> <div>  </div> </div>	98C66204FBCF	5713	65.75	19.75	30.5	25.75	250	33
	98C66204DBCD	5713	65.75	19.75	30.5	25.75	246	33
	98C66244FBCF	5807	65.75	23.75	30.5	25.75	263	38
	98C72204FBCF	5807	65.75	23.75	30.5	25.75	259	38
	98C72204DBCD	5980	71.75	19.75	30.5	25.75	266	36
	98C72244FBCF*	5980	71.75	19.75	30.5	25.75	262	36
	98C72244DBCD	6153	71.75	23.75	30.5	25.75	279	41
	98C84204FBCF	6153	71.75	23.75	30.5	25.75	275	41
	98C84204DBCD	6328	83.75	19.75	30.5	31.75	298	41
	98C84204DBCD	6328	83.75	19.75	30.5	31.75	294	41
	98C84244FBCF**	6498	83.75	23.75	30.5	31.75	311	48
	98C84244DBCD	6498	83.75	23.75	30.5	31.75	307	48

<div> <div>Single Pedestal Corner Credenza</div> <div>  </div> </div>	98CC6624L4D	3978	65.75	35.75	30.5	37.5	184	55
	98CC6624R4D	3978	65.75	35.75	30.5	20.5	184	55
	98CC6624L4F	3978	65.75	35.75	30.5	20.5	184	55
	98CC6624R4F	3978	65.75	35.75	30.5	20.5	184	55
	98CC7224L4D*	4071	71.75	35.75	30.5	20.5	202	60
	98CC7224R4D	4071	71.75	35.75	30.5	20.5	202	60
	98CC7224L4F	4071	71.75	35.75	30.5	20.5	202	60
	98CC7224R4F	4071	71.75	35.75	30.5	20.5	202	60
	98CC7824L4D	4118	77.75	35.75	30.5	20.5	210	64
	98CC7824R4D	4118	77.75	35.75	30.5	20.5	210	64
	98CC7824L4F	4118	77.75	35.75	30.5	20.5	210	64
	98CC7824R4F	4118	77.75	35.75	30.5	20.5	210	64
	98CC8424L4D	4162	83.75	35.75	30.5	20.5	218	69
	98CC8424R4D	4162	83.75	35.75	30.5	20.5	218	69
	98CC8424L4F	4162	83.75	35.75	30.5	20.5	218	69
	98CC8424R4F	4162	83.75	35.75	30.5	20.5	218	69

ORDERING NOTES:

Corner credenzas allow for a 24" deep unit at the connecting end. Laminate worksurfaces are available at a 10% upcharge. For wire management cut out option in modesty panel add \$194 list upcharge. For hinged modesty panel add a 10% upcharge and insert Y after the C in the model number. e.g. 98CY7224LORF. One rectangular black or one antique brass grommet in a standard position is optional at no charge. Please note grommet choice clearly on order form. Additional grommets are available at an upcharge of \$152 list.

ORDERING PROCEDURES

To order, please specify the following:

- 1) Krug product model number
- 2) Wood species and finish, see page 4.
- 4) Pull style and finish, see page 3.
- 5) Grommet location and style if applicable

* Indicates model illustrated by line drawing

CODE DESCRIPTION

4 - full height pedestals
L - left hand position
R - right hand position
D - 2 file drawers
F - 2 box, 1 file drawer
BC - bookcase
Y - hinged modesty option

STANDARD FINISHES

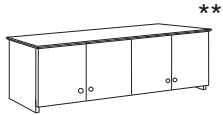
For a complete list of standard wood finishes please see page 4..

LOCKS

Locks are standard on all lateral file drawers. Optional locks on bookcase doors are available at a \$152 list upcharge. Please specify at time of order.

STRATFORD OVERHEADS

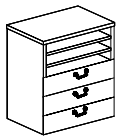
Description	Model	Cherry Walnut	W	D	H	Doors	Shipping Weight	Cubic Feet
Overheads with Wood Doors	98OH3616*	1844	35.75	16	16	2	53	8
	98OH4216	1960	41.75	16	16	2	57	9
	98OH4816	2037	47.75	16	16	3	77	10
	98OH5416	2205	53.75	16	16	4	81	11
	98OH6016	2377	59.75	16	16	4	88	12
	98OH6616**	2506	65.75	16	16	4	94	13
	98OH7216	2638	71.75	16	16	4	99	14



Tackboards Grades

Description	Model	1	2	3	4	5	6	7	8	9	W	H	COM	WT
Tackboards for use with Overheads	69TBOH36	302	330	359	408	537	656	779	904	1179	34	26	1.5	11
	69TBOH42	313	339	368	412	537	651	766	886	1149	41.75	26	1.5	12
	69TBOH48	346	431	453	567	679	780	898	1033	1297	47.75	26	1.75	13
	69TBOH54	358	468	512	652	763	873	1006	1137	1396	55.75	26	1.75	14
	69TBOH60	391	522	552	688	822	978	1127	1285	1547	61.75	26	2	15
	69TBOH66	433	586	580	805	962	1149	1305	1487	1767	67.75	26	2	16
	69TBOH72	476	725	756	1002	1231	1245	1431	1636	1896	74.75	26	2.25	19

Paper Manager	98PM18132001	1786	16.5	13	19.5	15	4
---------------	--------------	------	------	----	------	----	---



DIMENSION KEY

W — width
D — depth
H — height of worksurface
KW — kneehole width

Dimensions are in inches and approximate.
Contact Customer Service if dimensions are critical.

CODE DESCRIPTION

TBOH- tackboard for overhead

STANDARD FINISHES

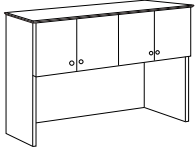
For a complete list of standard wood finishes please see page 4.

OVERHEADS

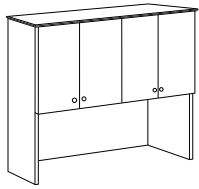
All overheads include installed tasklights and mounting hardware. Contact customer service for information about flush units. Tackboards must be ordered separately.

STRATFORD | HUTCHES


Description	Model	Cherry Walnut	W	D	H	Tackboard Height	Shipping Weight	Cubic Feet
5-Hi Hutch, Wood Doors	98HT601640	3698	59.75	16	40	23.5	150	26
	98HT661640	4044	65.75	16	40	23.5	162	28
	98HT721640	4748	71.75	16	40	23.5	174	31
	98HT781640	5033	77.75	16	40	23.5	186	33
	98HT841640	5316	83.75	16	40	23.5	200	36



6-Hi Hutch, Wood Doors	98HT601653	4498	59.75	16	53	23.5	200	34
	98HT661653	4994	65.75	16	53	23.5	212	37
	98HT721653	5718	71.75	16	53	23.5	224	41
	98HT781653	6153	77.75	16	53	23.5	236	44
	98HT841653	6590	83.75	16	53	23.5	250	47

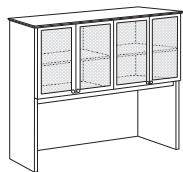


6-Hi Hutch, Glass Doors	98HT601653G	4764	59.75	16	53	23.5	117	34
	98HT661653G	5292	65.75	16	53	23.5	126	37
	98HT721653G	6057	71.75	16	53	23.5	135	41
	98HT781653G	6522	77.75	16	53	23.5	146	44
	98HT841653G	6983	83.75	16	53	23.5	154	47



All shelves in glass door hutches are 1/4" thick glass.

6-Hi Hutch with Grill Doors	98HT601653Z	5421	59.75	16	53	23.5	150	34
	98HT661653Z	5919	65.75	16	53	23.5	162	37
	98HT721653Z	6644	71.75	16	53	23.5	174	41
	98HT781653Z	7074	77.75	16	53	23.5	186	44
	98HT841653Z	7513	83.75	16	53	23.5	200	47



All shelves in grill door hutches are 1/4" thick glass.
Grill doors are not available on KrugExpress.

ORDERING NOTES:

Hutches are inset 1-1/2" on each side when sitting on the worksurface. Locks are available on wood door hutches and overheads at \$152 list per set of (2) doors. Hutches include tasklights and a tackboard in grade 1 fabric. See page 19 for upcharges for grades 2-9. Please clearly note fabric selection.

ORDERING PROCEDURES

To order, please specify the following:

- 1) Krug product model number
- 2) Wood species and finish, see page 4.
- 4) Pull style and finish, see page 3.
- 5) Grommet location and style if applicable

CODE DESCRIPTION

G - includes glass doors
Z - includes grill doors


STANDARD FINISHES

For a complete list of standard wood finishes please see page 4.

POT LIGHT OPTION

The factory installed pot light option is available on any glass door or grill door hutch. The two lights are mounted through the hutch top and activated by a switch located on the light inside the case. Add \$567 upcharge to hutch price and specify Pot Light Option on your order. This item is not available on KrugExpress.

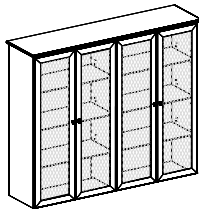
Description	Model	Cherry Walnut	W	D	H	Shipping Weight	Cubic Feet
6-Hi Full Height Hutch, Glass Doors	98HT60165301G	5242	59.75	16	53	200	34
	98HT66165301G	5821	65.75	16	53	212	37
	98HT72165301G	6663	71.75	16	53	224	41
	98HT78165301G	7174	77.75	16	53	232	44
	98HT84165301G	7682	83.75	16	53	250	47



ORDERING NOTES:

All shelves in glass door hutches are 1/4" thick glass. Hutches are inset 1-1/2" on each side when sitting on the worksurface.

6-Hi Full Height Hutch, Grill Doors	98HT60165301Z	6146	59.75	16	53	190	34
	98HT66165301Z	6510	65.75	16	53	202	37
	98HT72165301Z	7305	71.75	16	53	212	41
	98HT78165301Z	7785	77.75	16	53	222	44
	98HT84165301Z	8262	83.75	16	53	240	47



ORDERING NOTES:

All shelves in grill door hutches are 1/4" thick glass. Grill doors are not available on KrugExpress. Hutches are inset 1-1/2" on each side when sitting on the worksurface.

Hutch tackboard upgrade chart

Use this chart to find the upcharge for tackboard fabrics graded 2–9 and add it to the cost of the hutch.

FABRIC GRADES	2	3	4	5	6	7	8	9	COM
60" hutch tackboard	132	285	413	550	683	816	951	1214	2
65" hutch tackboard	137	294	426	568	705	842	981	1282	2.25
71" hutch tackboard	154	333	485	643	803	955	1107	1332	2.5
78" hutch tackboard	183	391	580	777	957	1141	1279	1634	2.5
84" hutch tackboard	220	464	729	959	1199	1403	1508	1813	2.75

On single piece hutches, the yardage requirement for two tackboards is the same as for one tackboard. Please keep this in mind when ordering more than one tackboard. For example, if the number of tackboards required is 7 and the COM requirement for 1 tackboard is 1.5 yards, the calculation for COM yardage is as follows: 4.5 yards are required for 6 tackboards + 1.5 yards for the 7th tackboard for a total of 6 yards. In the case of an even number of tackboards, divide the number of tackboards required by 2 and multiply that number by the COM requirement on the chart. The fabric must be at least 54" wide in order to qualify for this procedure. If the fabric is less than 54" wide, the COM yardage listed on the chart is the amount required for each tackboard.

COM Yardage Calculation Chart of Tackboards

Quantity of Tackboards Required (example: 60")	Number of Yards Required per Tackboard (example: 60")	Number of Yards Required in Total (example: 60")
one	2 yards	2
two	2 yards	2
three	2 yards	4
four	2 yards	4
five	2 yards	6
six	2 yards	6
seven	2 yards	8
eight	2 yards	8
nine	2 yards	10
ten	2 yards	10

DIMENSION KEY

W — width
D — depth
H — height of worksurface
KW — kneehole width

CODE DESCRIPTION

G - includes glass doors
Z - includes grill doors

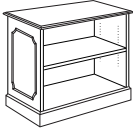
STANDARD FINISHES

For a complete list of standard wood finishes please see page 4.

Dimensions are in inches and approximate.
Contact Customer Service if dimensions are critical.

STRATFORD BOOKCASES


Description	Model	Cherry Walnut	W	D	H	Shipping Weight	Cubic Feet
2-Hi Open	98BC361630	1967	35.75	16	30.5	91	12



ORDERING NOTES:

This 30.25" high bookcase has a 1-1/2" overhang on the left and right sides. There is no overhang on the back edge.

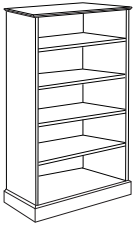
2-Hi with Clear Glass Doors	98BC36163011G	2085	35.75	16	30.5	101	12
-----------------------------	---------------	------	-------	----	------	-----	----



ORDERING NOTES:

This 30.25" high bookcase has a 1-1/2" overhang on the left and right sides. There is no overhang on the back edge. The glass shelf is 1/4" thick and adjustable. This item is not available on KrugExpress.

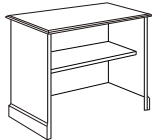
Open Bookcases	98BC361657	2497	35.75	16	57	115	22
	98BC361671	2707	35.75	16	70.5	166	27



ORDERING NOTES:

This bookcase has a 1" overhang on the left and right sides. There is no overhang on the back edge.

Computer Stand	98TH3624	2763	35.75	23.75	30.5	61	22
	98TH4824	3038	47.75	23.75	30.5	82	28



ORDERING NOTES:

The computer stand includes a grommet in the back panel.

Mobile Pedestals	98MP1620294D*	2113	15.75	20	29	78	6
	98MP1620294F	2244	15.75	20	29	80	6



ORDERING PROCEDURES

To order, please specify the following:

- 1) Krug product model number
- 2) Wood species and finish, see page 4.
- 4) Pull style and finish, see page 3.
- 5) Grommet location and style if applicable

* Indicates model illustrated by line drawing

CODE DESCRIPTION

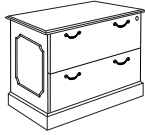
G - glass

STANDARD FINISHES

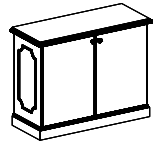
For a complete list of standard wood finishes please see page 4.

STRATFORD FREESTANDING STORAGE


Description	Model	Cherry Walnut	W	D	H	Shipping Weight	Cubic Feet
2 Lateral Files	98ST30203001	3433	29.75	19.75	30.5	140	13
	98ST36203001	3562	35.75	19.75	30.5	145	15
	98ST30243001	3476	29.75	19.75	30.5	145	15
	98ST36243001	3614	35.75	19.75	30.5	150	18



2 Closed Shelves	98ST30203011	2625	29.75	19.75	30.5	100	13
	98ST36203011	2710	35.75	19.75	30.5	130	15
	98ST30243011	2668	29.75	19.75	30.5	130	15
	98ST36243011	2760	35.75	19.75	30.5	135	18



4 Lateral Files	98ST30205701	4889	29.75	19.75	57	186	28
	98ST36205701	5205	35.75	19.75	57	211	34
	98ST30245701	5007	29.75	23.75	57	211	34
	98ST36245701	5318	35.75	23.75	57	236	40



2 Lateral Files, 3 Open Shelves	98ST30207103	5204	29.75	19.75	70.5	220	28
	98ST36207103	5336	35.75	19.75	70.5	230	34
	98ST30247103	5272	29.75	23.75	70.5	230	34
	98ST36247103	5406	35.75	23.75	70.5	240	40



ORDERING PROCEDURES

To order, please specify the following:

- 1) Krug product model number
- 2) Wood species and finish, see page 4.
- 4) Pull style and finish, see page 3.
- 5) Grommet location and style if applicable

* Indicates model illustrated by line drawing

STANDARD FINISHES

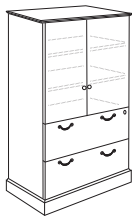
For a complete list of standard wood finishes please see page 4.

LOCKS


Locks may be added to bookcase or wardrobe wood doors at a \$152 list upcharge.

STRATFORD FREESTANDING STORAGE

Description	Model	Cherry Walnut	W	D	H	Shipping Weight	Cubic Feet
2 Lateral File, 3 Closed Shelves	98ST30207104	5827	29.75	19.75	70.5	240	28
	98ST36207104	5959	35.75	19.75	70.5	250	34
	98ST30247104	5888	29.75	23.75	70.5	250	34
	98ST36247104	6029	35.75	23.75	70.5	260	40




2 Lateral Files, 3 Closed Clear Glass Doors	98ST30207104G	6103	29.75	19.75	70.5	250	28
	98ST36207104G	6235	35.75	19.75	70.5	260	34
	98ST30247104G	6163	29.75	23.75	70.5	260	34
	98ST36247104G	6306	35.75	23.75	70.5	270	40



ORDERING NOTES:

All shelves in glass door bookcases are 1/4" thick glass. This item is not available on KrugExpress.


2 Lateral Files, 3 Closed Grill Doors	98ST30207104Z	6750	29.75	19.75	70.5	240	28
	98ST36207104Z	6884	35.75	19.75	70.5	250	34
	98ST30247104Z	6809	29.75	23.75	70.5	250	34
	98ST36247104Z	6953	35.75	23.75	70.5	260	40



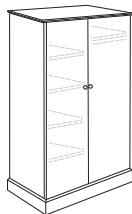
ORDERING NOTES:

All shelves in glass door bookcases are 1/4" thick glass. This item is not available on KrugExpress.

5 Closed Shelves	98ST30207111	4796	29.75	19.75	70.5	230	28
	98ST36207111	4929	35.75	19.75	70.5	240	34
	98ST30247111	4860	29.75	23.75	70.5	240	34
	98ST36247111	4993	35.75	23.75	70.5	250	40



5 Closed Shelves Left, Closed Wardrobe Right	98WR30247101	4515	29.75	23.75	70.5	245	34
	98WR36247101	4698	35.75	23.75	70.5	265	40
	98WR30247103	4515	29.75	23.75	70.5	245	34
	98WR36247103	4698	35.75	23.75	70.5	265	40



ORDERING PROCEDURES

To order, please specify the following:

- 1) Krug product model number
- 2) Wood species and finish, see page 4.
- 4) Pull style and finish, see page 3.
- 5) Grommet location and style if applicable

CODE DESCRIPTION

G - glass doors
Z - grill doors

STANDARD FINISHES

For a complete list of standard wood finishes please see page 4.

LOCKS

Locks are available on all wood doors at \$152 list per lock. 24", 30" & 36" wardrobes require 2 locks.

STRATFORD FREESTANDING STORAGE

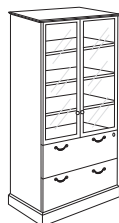
Description	Model	Cherry Walnut	W	D	H	Shipping Weight	Cubic Feet
2 Lateral Files, 4 Open Shelves	98ST30208403	5959	29.75	19.75	83.5	260	33
	98ST36208403	6017	35.75	19.75	83.5	270	40
	98ST30248403	6044	29.75	23.75	83.5	270	40
	98ST36248403	6108	35.75	23.75	83.5	290	47



2 Lateral File, 4 Closed Shelves	98ST30208404	6183	29.75	19.75	83.5	285	33
	98ST36208404	6237	35.75	19.75	83.5	295	40
	98ST30248404	6268	29.75	23.75	83.5	295	40
	98ST36248404	6337	35.75	23.75	83.5	315	47



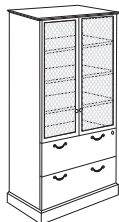
2 Lateral Files, 4 Closed Clear Glass Doors	98ST30208404G	6463	29.75	19.75	83.5	295	33
	98ST36208404G	6519	35.75	19.75	83.5	205	40
	98ST30248404G	6542	29.75	23.75	83.5	205	40
	98ST36248404G	6612	35.75	23.75	83.5	325	47



ORDERING NOTES:

All shelves in glass door bookcases are 1/4" thick glass. This item is not available on KrugExpress.

2 Lateral Files, 4 Closed Grill Doors	98ST30208404Z	7107	29.75	19.75	83.5	285	33
	98ST36208404Z	7162	35.75	19.75	83.5	295	40
	98ST30248404Z	7191	29.75	23.75	83.5	295	40
	98ST36248404Z	7260	35.75	23.75	83.5	315	47



ORDERING NOTES:

All shelves in glass door bookcases are 1/4" thick glass. This item is not available on KrugExpress.

6 Closed Shelves	98ST30208411	4867	29.75	19.75	83.5	250	33
	98ST36208411	5424	35.75	19.75	83.5	260	40
	98ST30248411	5347	29.75	23.75	83.5	260	40
	98ST36248411	5493	35.75	23.75	83.5	270	47



DIMENSION KEY

W — width
D — depth
H — height of worksurface
KW — kneehole width

Dimensions are in inches and approximate.
Contact Customer Service if dimensions are critical.

CODE DESCRIPTION

G - glass doors
Z - grill doors


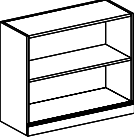

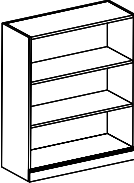

STANDARD FINISHES

For a complete list of standard wood finishes please see page 4.

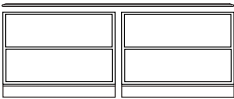
LOCKS

Locks are available on all wood doors at \$152 list per lock. 24", 30" & 36".

STRATFORD MODULAR COMPONENTS - BOOKCASES

Description	Model	Cherry Walnut	W	D	H	Shipping Weight	Cubic Feet
Top for 2-Hi Modular Bookcases	98TP7516	1193	74.75	16	1.25	55	2
							
2-Hi Modular Bookcase	98BCM361630	1579	35.75	16	29.25	91	12
							
Top for 3-Hi Modular Bookcases	98TPI6216-3HI	1181	59.75	15.75	1.25	43	3
	98TPI7416-3HI	1193	72.75	15.75	1.25	51	3
	98TPI9216-3HI	1199	89.75	15.75	1.25	79	4
	98TPI9716-3HI	1210	95.75	15.75	1.25	92	4
							
3-Hi Modular Bookcase	98PRM301640	1746	29.5	15.75	39.25	120	22
	98PRM361640	1789	35.75	15.75	39.25	135	26
							
3-Hi Modular Closed Bookcase Pier, No Base	98PRM30164011	2096	29.5	15.75	39.25	135	22
	98PRM36164011	2172	35.75	15.75	39.25	150	26
							

ORDERING NOTES:
Modular bookcases do not have finished tops and are intended to be combined with 98TP tops.



One 98TP-7516 modular top.
Two 98BCM-3616-30 modular bookcases.



The modular components can be used together to create custom storage.

ORDERING PROCEDURES

To order, please specify the following:

- 1) Krug product model number
- 2) Wood species and finish, see page 4.
- 4) Pull style and finish, see page 3.
- 5) Grommet location and style if applicable


* Indicates model illustrated by line drawing.

STANDARD FINISHES

For a complete list of standard wood finishes please see page 4.

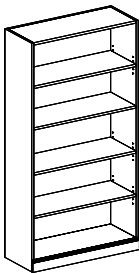
STRATFORD MODULAR COMPONENTS - BOOKCASES

Description	Model	Cherry Walnut	W	D	H	Shipping Weight	Cubic Feet
Top for 5-Hi Modular Bookcases	98TPI7416	1193	73.75	16	1.25	55	2




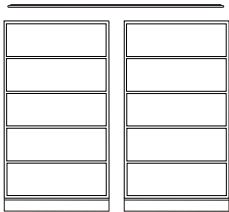
ORDERING NOTES:
This modular bookcase top has a 1" overhang on the left and right sides. There is no overhang on the back edge. Profile of 98TPI tops are inverted.

5-Hi Modular Bookcase	98BCM361671	2168	35.75	16	69.75	158	27
-----------------------	-------------	------	-------	----	-------	-----	----



ORDERING NOTES:
Modular bookcases do not have finished tops and are intended to be combined with 98TP tops.

Ordering modular bookcases with 98TPI tops
71" high modular bookcases can be created by combining modular tops and bookcase units.



One 98TPI-7416 modular top.
Two 98BCM-3616-71 modular bookcases.

The modular components can be
used together to create custom storage.

DIMENSION KEY

W — width
D — depth
H — height of worksurface
KW — kneehole width

Dimensions are in inches and approximate.
Contact Customer Service if dimensions are critical.

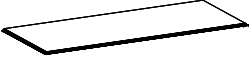

STANDARD FINISHES

For a complete list of standard wood finishes please see page 4.

MODULAR STORAGE

Modular storage does not have finished tops (they must be ordered separately) and base molding is only across the front.

STRATFORD MODULAR COMPONENTS - STORAGE

Description	Model	Cherry Walnut	W	D	H	Shipping Weight	Cubic Feet
	Tops for 2-Hi Modular Storage	98TP6020	59.75	19.75	29.25	45	2
		98TP6024	59.75	23.75	1.25	52	2
		98TP6320	62.75	19.75	1.25	48	2
		98TP6324	62.75	23.75	1.25	51	3
		98TP6620	65.75	19.75	1.25	53	3
		98TP6624	65.75	23.75	1.25	61	3
		98TP6920	68.75	19.75	1.25	57	3
		98TP6924	68.75	23.75	1.25	61	3
		98TP7220	71.75	19.75	1.25	63	3
		98TP7224	71.75	23.75	1.25	65	3
		98TP7520	74.75	19.75	1.25	67	3
		98TP7524	74.75	23.75	1.25	70	3
		98TP7820	77.75	19.75	1.25	71	3
		98TP7824	77.75	23.75	1.25	73	3
		98TP8420	83.75	19.75	1.25	76	3
		98TP8424	83.75	23.75	1.25	78	4
		98TP9020	89.75	19.75	1.25	81	3
		98TP9024	89.75	23.75	1.25	86	4
		98TP9220	91.75	19.75	1.25	85	3
		98TP9224	91.75	23.75	1.25	89	4
		98TP9620	95.75	19.75	1.25	88	4
		98TP9624	95.75	23.75	1.25	92	4
Tops with one Coved End		98TPR6020L	59.75	19.75	1.25	45	2
		98TPR6020R	59.75	19.75	1.25	45	2
		98TPR6024L	59.75	23.75	1.25	52	3
		98TPR6024R	59.75	23.75	1.25	52	3
		98TPR6620L	65.75	19.75	1.25	53	3
		98TPR6620R	65.75	19.75	1.25	53	3
		98TPR6624L	65.75	23.75	1.25	61	3
		98TPR6624R	65.75	23.75	1.25	61	3
		98TPR7220L	71.75	19.75	1.25	63	3
		98TPR7220R	71.75	19.75	1.25	63	3
		98TPR7224L	71.75	23.75	1.25	65	3
		98TPR7224R	71.75	23.75	1.25	65	3
		98TPR7820L	77.75	19.75	1.25	71	3
		98TPR7820R	77.75	19.75	1.25	71	3
		98TPR7824L	77.75	23.75	1.25	73	3
		98TPR7824R	77.75	23.75	1.25	73	3
		98TPR8420L	83.75	19.75	1.25	76	3
		98TPR8420R	83.75	19.75	1.25	76	3
		98TPR8424L	83.75	23.75	1.25	78	4
		98TPR8424R	83.75	23.75	1.25	78	4
		98TPR9020L	89.75	19.75	1.25	81	3
		98TPR9020R	89.75	19.75	1.25	86	3
		98TPR9024L	89.75	23.75	1.25	86	4
		98TPR9024R	89.75	23.75	1.25	86	4
		98TPR9620L	95.75	19.75	1.25	88	4
		98TPR9620R	95.75	19.75	1.25	88	4
		98TPR9624L	95.75	23.75	1.25	92	4
		98TPR9624R	95.75	23.75	1.25	92	4

ORDERING NOTES:

A half gable is required on any open span greater than 48" that does not have a modesty panel. Standard 98TP tops have profile on three sides. They are designed to be flush on the back edge.

ORDERING PROCEDURES


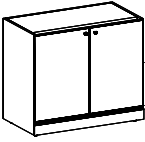

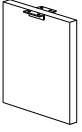
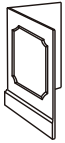

To order, please specify the following:

- 1) Krug product model number
- 2) Wood species and finish, see page 4.
- 4) Pull style and finish, see page 3.
- 5) Grommet location and style if applicable

STANDARD FINISHES

For a complete list of standard wood finishes please see page 4.

STRATFORD MODULAR COMPONENTS - STORAGE

Description	Model	Cherry Walnut	W	D	H	Shipping Weight	Cubic Feet
	98P1620304D	1834	15.75	19.75	29.25	68	6
	98P1624304D	1974	15.75	23.75	29.25	73	8
	98P1620304F*	1966	15.75	19.75	29.25	70	6
	98P1624304F	2106	15.75	23.75	29.25	75	8
	98STM30203011	2096	29.75	19.75	29.25	105	13
	98STM36203011	2232	35.75	19.75	29.25	109	15
	98STM30243011	2163	29.75	19.75	29.25	113	15
	98STM36243011	2304	35.75	19.75	29.25	117	18
	98STM30203001		29.75	19.75	29.25	113	13
	98STM36203001	2504	35.75	19.75	29.25	117	15
	98STM30243001	2642	29.75	19.75	29.25	121	15
	98STM36243001	2576	35.75	19.75	29.25	129	18
	98HG2710	443	10	27	27	11	1
	98HG2716	507	16	27	27	16	1
ORDERING NOTES: This unit should be ordered to center-support open spans greater than 60". Use 98HG2710 with 20" & 24" deep cases and 98HG2716 with 30" deep cases.							
	98LB2030L	827	12	19.75	29.25	35	2
	98LB2430L*	869	12	23.75	29.25	37	2
	98LB2030R	827	12	19.75	29.25	35	2
	98LB2430R	869	12	23.75	29.25	37	2
	98MPY72	837	37.5	-	30.5	42	3
	98MPY78	871	43.5	-	30.5	50	3
	98MPY84	898	49.5	-	30.5	60	3

ORDERING NOTES:

Modular storage units do not have finished tops and are intended to be combined with 98TP tops. Modular storage unit backs are finished. It is not recommended that modular units be combined together to create open spans greater than 60".

DIMENSION KEY

W — width
 D — depth
 H — height of worksurface
 KW— kneehole width

Dimensions are in inches and approximate.
 Contact Customer Service if dimensions are critical.

CODE DESCRIPTION

4 - full height pedestals
 L - left hand position
 R - right hand position
 D - 2 file drawers
 F - 2 box, 1 file drawer

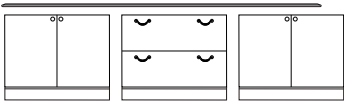
OPEN SPANS

It is not recommended that modular units be combined together to create open spans greater than 60".

STRATFORD MODULAR COMPONENTS - STORAGE

Ordering modular storage with 98TP tops

30" high modular storage units are created by combining 98TP modular tops and modular bases. The top profile on a 98TP matches that of all other 30" high Stratford products including desks and credenzas. For example:

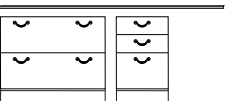


One 98TP-9224 modular top.
Two 98STM-302430-11 modular bookcase pedestals.
One 98STM-302430-01 modular lateral file pedestal.

The modular components can be used together to create a variety of custom storage.

Ordering modular storage with 98TPR tops

30" high modular run-off units are created by combining 98TPR modular tops and modular bases. For example:



One 98TPR-6624 modular top.
One 98STM-302430-01 modular lateral file pedestal. One 98P-162430-4F modular B/B/F pedestal.

The modular components can be used together to create a variety of custom run-off units.

Modular Top and Storage Flush Combinations

Use this guide of recommendations to create flush units with modular tops and storage.

TOP SIZE	PEDESTAL COMBINATIONS THAT FIT FLUSH	LEFT/RIGHT OVERHANG
----------	--------------------------------------	---------------------

2-hi modular storage

98TP-63	(2) 30" wide pedestals	1 1/2"
98TP-69	(1) 30" wide pedestal and (1) 36" wide	1 1/2"
98TP-75	pedestal (2) 36" wide pedestals	1 1/2"
98TP-92	(3) 30" wide pedestals	1 1/2"

ORDERING PROCEDURES


To order, please specify the following:

- 1) Krug product model number
- 2) Wood species and finish, see page 4.
- 4) Pull style and finish, see page 3.
- 5) Grommet location and style if applicable

STANDARD FINISHES

For a complete list of standard wood finishes please see page 4.

STRATFORD | MODULAR COMPONENTS - STORAGE

Description	Model	Cherry Walnut	W	D	H	Shipping Weight	Cubic Feet
 Tops for 5-Hi Modular Storage	98TPI6220	1178	61.75	19.75	1.25	45	2
	98TPI6224	1244	61.75	23.75	1.25	52	2
	98TPI6820	1305	67.75	19.75	1.25	53	3
	98TPI6824	1363	67.75	23.75	1.25	61	3
	98TPI7420*	1425	73.75	19.75	1.25	63	3
	98TPI7424	1479	73.75	23.75	1.25	65	3
	98TPI9220	1741	91.75	19.75	1.25	71	3
	98TPI9224	1789	91.75	23.75	1.25	73	3

ORDERING NOTES:

Profile of 98TPI tops are inverted.

Ordering modular storage with 98TPI tops

71 high modular storage units are created by combining 98TPI modular tops and modular bases.

The top profile on a 98TPI matches that of all other 71 high Stratford products including hutches and freestanding storage. For example:



One 98TPI-7424 modular top.
One 98STM-362471-04G modular storage. One 98STM-362471-04 modular storage.

The modular components can be used together to create a variety of custom storage.

Modular Top and Storage Flush Combinations

Use this guide of recommendations to create flush units with modular tops and storage.

TOP SIZE	PEDESTAL COMBINATIONS THAT FIT FLUSH	LEFT/RIGHT OVERHANG
5-hi modular storage		
98TPI-62	(2) 30 wide pedestals	1
98TPI-68	(2) 30 wide pedestals and (1) 36 wide pedestal	1
98TPI-74	(2) 36 wide pedestals	1
98TPI-92	(3) 30 wide pedestals	1

Pot light option for modular storage

Upcharge 689

The factory installed pot light option is available on any glass door or grill door modular storage unit. The light is mounted through the top of the storage unit and activated by a switch located on the light inside the case. Please add the upcharge shown to storage price and specify pot light option on your order.

A drawing showing assembled configuration of all modular storage must be provided when ordering the pot light option to accurately determine grommet locations.

DIMENSION KEY

W — width
D — depth
H — height of worksurface
KW— kneehole width

Dimensions are in inches and approximate. Contact Customer Service if dimensions are critical.

STANDARD FINISHES


For a complete list of standard wood finishes please see page 4.

MODULAR STORAGE

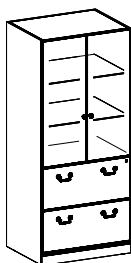
Modular storage does not have finished tops (they must be ordered separately) and base molding is only across the front.

STRATFORD MODULAR COMPONENTS - STORAGE


Description	Model	Cherry Walnut	W	D	H	Shipping Weight	Cubic Feet
2 Lateral Files, 3 Open Shelves	98STM30207103	4527	29.75	19.75	70.5	198	28
	98STM36207103	4638	35.75	19.75	70.5	208	34
	98STM30247103	4584	29.75	23.75	70.5	208	34
	98STM36247103	4698	35.75	23.75	70.5	218	40



2 Lateral File, 3 Closed Shelves	98STM30207104	5064	29.75	19.75	70.5	206	28
	98STM36207104	5181	35.75	19.75	70.5	216	34
	98STM30247104	5117	29.75	23.75	70.5	216	34
	98STM36247104	5241	35.75	23.75	70.5	226	40



2 Lateral Files, 3 Closed Clear Glass Doors	98STM30207104G	5343	29.75	19.75	70.5	216	28
	98STM36207104G	5457	35.75	19.75	70.5	226	34
	98STM30247104G	5394	29.75	23.75	70.5	226	34
	98STM36247104G	5518	35.75	23.75	70.5	236	40



ORDERING NOTES:

All shelves in glass door bookcases are 1/4" thick glass. This item is not available on KrugExpress.

ORDERING NOTES:

Modular storage units do not have finished tops and are intended to be combined with 98TP tops (they must be ordered separately) and base molding is only across the front. Modular storage unit backs are finished.

ORDERING PROCEDURES

To order, please specify the following:

- 1) Krug product model number
- 2) Wood species and finish, see page 4.
- 4) Pull style and finish, see page 3.
- 5) Grommet location and style if applicable

* Indicates model illustrated by line drawing

CODE DESCRIPTION


G- Glass

STANDARD FINISHES

For a complete list of standard wood finishes please see page 4.

STRATFORD MODULAR COMPONENTS - STORAGE

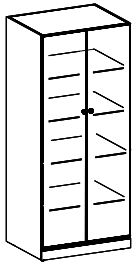
Description	Model	Cherry Walnut	W	D	H	Shipping Weight	Cubic Feet
2 Lateral Files, 3 Closed Grill Doors	98STM30207104Z	6268	29.75	19.75	70.5	206	28
	98STM36207104Z	6385	35.75	19.75	70.5	216	34
	98STM30247104Z	6319	29.75	23.75	70.5	216	34
	98STM36247104Z	6441	35.75	23.75	70.5	226	40



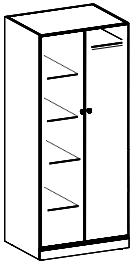
ORDERING NOTES:

All shelves in glass door bookcases are 1/4" thick glass. Modular pedestals do not have finished tops and are intended to be combined with 98TP tops. Modular pedestal backs are finished. This item is NOT available on KrugExpress.

5 Closed Shelves	98STM30207111	4242	29.75	19.75	70.5	225	28
	98STM30247111	4224	29.75	19.75	70.5	235	34
	98STM36207111	4287	35.75	23.75	70.5	245	34
	98STM36247111	4341	35.75	23.75	70.5	255	40



5 Closed Shelves Left, Closed Wardrobe Right	98WRM30247101	3931	29.75	19.75	70.5	225	34
	98WRM36247101	4086	35.75	23.75	70.5	245	40



ORDERING NOTES:

Modular storage units do not have finished tops and are intended to be combined with 98TP tops (they must be ordered separately) and base molding is only across the front. Modular storage unit backs are finished.

DIMENSION KEY

W — width
D — depth
H — height of worksurface
KW — kneehole width

Dimensions are in inches and approximate.
Contact Customer Service if dimensions are critical.

CODE DESCRIPTION


Z - Grill Doors

STANDARD FINISHES

For a complete list of standard wood finishes please see page 4.

STRATFORD RECEPTION


Description	Model	Cherry Walnut	W	D	H	Shipping Weight	Cubic Feet
Gallery Reception Desk	98GD72304LFR0*	6886	73.5	30.5	43	325	66
	98GD72304L0RF	6886	73.5	30.5	43	325	66



ORDERING NOTES:

Laminate worksurfaces are available at a 10% upcharge.

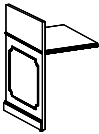
Reception Return	98GRH4824L4D*	3555	47.75	23.75	41.75	28.5	250	38
	98GRH4824R4D	3555	47.75	23.75	41.75	28.5	250	38



ORDERING NOTES:

Laminate worksurfaces are available at a 10% upcharge.


Gallery Reception Linking Units	98GLU4224H	1915	41.75	23.75	41.75	105	34
---------------------------------	------------	------	-------	-------	-------	-----	----



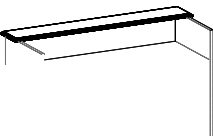
ORDERING NOTES:

Linking unit is used to connect Gallery Desk and Credenza to form a 'U' station.

Reception Credenzas	98GC7224L4D	5870	71.75	23.75	41.75	320	57
	98GC7224L4F	5870	71.75	23.75	41.75	320	57
	98GC7224R4D	5870	71.75	23.75	41.75	320	57
	98GC7224R4F	5870	71.75	23.75	41.75	320	57
	98GC7824L4D	6498	77.75	23.75	41.75	355	60
	98GC7824L4F*	6498	77.75	23.75	41.75	355	60
	98GC7824R4D	6498	77.75	23.75	41.75	355	60
	98GC7824R4F	6498	77.75	23.75	41.75	355	60



Transaction Top	98GRT66	1357	66.75	12	1.25	48	2
-----------------	---------	------	-------	----	------	----	---



ORDERING PROCEDURES

To order, please specify the following:

- 1) Krug product model number
- 2) Wood species and finish, see page 4.
- 4) Pull style and finish, see page 3.
- 5) Grommet location and style if applicable

* Indicates model illustrated by line drawing

CODE DESCRIPTION

4 - full height pedestals
L - left hand position
R - right hand position
D - 2 file drawers
F - 2 box, 1 file drawer
0 - no pedestal

STANDARD FINISHES

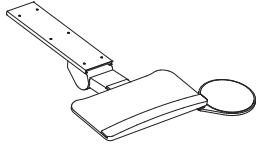
For a complete list of standard wood finishes please see page 4.

WIRING GROMMET

One rectangular black or one antique brass grommet in a standard position is optional at no charge. Please note grommet choice clearly on order form. Additional grommets are available at an upcharge of \$152 list..

STRATFORD ACCESSORIES

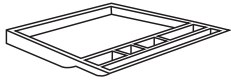
Description	Model	Cherry Walnut	W	D	H	Shipping Weight	Cubic Feet
Articulating Keyboard Tray with Palm Rest and Mouse Tray/Extended Mechanism	98KBAMT1912	694	-	-	-	20	2



ORDERING NOTES:

This unit comes with a lever free arm keyboard support. This unit is a granite color.

Pencil Drawer	98PD2116	589	-	-	-	2	1
---------------	----------	-----	---	---	---	---	---



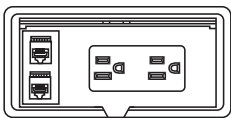
Wire Management Cover	98WM72	182	-	-	-	3	7
-----------------------	--------	-----	---	---	---	---	---



Velcro Wire Management	98WM4	26	-	-	-	1	1
------------------------	-------	----	---	---	---	---	---



Power Data Module	98PDVM	252	-	-	-	1	1
-------------------	--------	-----	---	---	---	---	---



ORDERING NOTES:

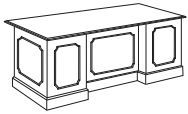
This grommet is only available in black.

ORDERING PROCEDURES

To order, please specify the following:

- 1) Krug product model number
- 2) Wood species and finish, see page 4.
- 4) Pull style and finish, see page 3.
- 5) Grommet location and style if applicable

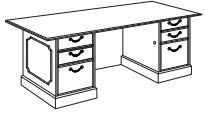
STRATFORD SPECIFICATIONS



DESKS

Breakfront Modesty Panel

All single pedestal and double pedestal desks have a breakfront modesty panel on the guest side of the desk. The dimension of recess is 4 1/2".



Oversized Top Option

The oversized top option increases the overhang on the left and right sides of desks to 4 1/2" on each end, the guest and user side overhang remain unchanged.



Center Drawer Option

Desks specified with the optional locking center drawer include the following features:

- center drawer lined with burgundy felt and a pencil tray.
- a pull out dictation slide in each pedestal
- a central locking system activated by a single lock located on the center drawer front

Recent modifications:

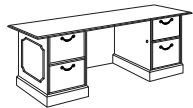
- dictation slides are flush with drawer fronts and feature molding detail
- center drawer extends to underside of top with the lock on the drawer front

Chassis Dimensions

Please use the reference chart below to determine chassis dimensions, top dimensions, and overhang dimensions for all desk sizes:

Desk	Chassis dimension	Left overhang	Right overhang	Guest overhang	User overhang
60" x 30"	57" x 27"	1 1/2"	1 1/2"	1 1/2"	3/4"
66" x 30"	63" x 27"	1 1/2"	1 1/2"	1 1/2"	3/4"
66" x 36"	63" x 27"	1 1/2"	1 1/2"	7 1/2"	3/4"
72" x 36" (oversized top)	63" x 27"	4 1/2"	4 1/2"	7 1/2"	3/4"
72" x 36"	69" x 27"	1 1/2"	1 1/2"	7 1/2"	3/4"
78" x 36" (oversized top)	69" x 27"	4 1/2"	4 1/2"	7 1/2"	3/4"
78" x 42"	75" x 33"	1 1/2"	1 1/2"	7 1/2"	3/4"
84" x 42" (oversized top)	75" x 33"	4 1/2"	4 1/2"	7 1/2"	3/4"
84" x 42"	81" x 33"	1 1/2"	1 1/2"	7 1/2"	3/4"

Dimensions have been rounded to the nearest 1/4", please contact Customer Service for exact measurements.



CREDENZAS

Oversized Top Option

The oversized top option increases the overhang on the left and right sides of credenzas to 4 1/2" on each side, the guest and user side overhang remain unchanged. When using a hutch and credenza combination, we do not recommend specifying a hutch greater in size than the standard chassis size of the credenza. The left/right extensions on the oversized top should not be used for the support of a hutch.

Chassis Dimensions

Please use the reference chart below to determine chassis dimensions, top dimensions, and overhang dimensions for all desk sizes:

	Credenza dimension	Chassis overhang	Left overhang	Right overhang	Guest User overhang
66" x 20"	63" x 18 1/4"	1 1/2"	1 1/2"	3/4"	1/8"
72" x 20" (oversized top)	63" x 18 1/4"	4 1/2"	4 1/2"	3/4"	1/8"
66" x 24"	63" x 22 1/4"	1 1/2"	1 1/2"	3/4"	1/8"
72" x 24" (oversized top)	63" x 22 1/4"	4 1/2"	4 1/2"	3/4"	1/8"
72" x 20"	69" x 18 1/4"	1 1/2"	1 1/2"	3/4"	1/8"
78" x 20" (oversized top)	69" x 18 1/4"	4 1/2"	4 1/2"	3/4"	1/8"
72" x 24"	69" x 22 1/4"	1 1/2"	1 1/2"	3/4"	1/8"
78" x 24" (oversized top)	69" x 22 1/4"	4 1/2"	4 1/2"	3/4"	1/8"
78" x 20"	75" x 18 1/4"	1 1/2"	1 1/2"	3/4"	1/8"
84" x 20" (oversized top)	75" x 18 1/4"	4 1/2"	4 1/2"	3/4"	1/8"
78" x 24"	75" x 22 1/4"	1 1/2"	1 1/2"	3/4"	1/8"
84" x 24" (oversized top)	75" x 22 1/4"	4 1/2"	4 1/2"	3/4"	1/8"
84" x 20"	81" x 18 1/4"	1 1/2"	1 1/2"	3/4"	1/8"
84" x 24"	81" x 18 1/4"	1 1/2"	1 1/2"	3/4"	1/8"

Dimensions have been rounded to the nearest 1/4", please contact Customer Service for exact measurements.

PROFILES, PROFILE DIRECTION AND OVERHANG



PROFILE - STANDARD

The standard edge detail is included on the following Stratford products:

- desks
- credenzas
- corner units
- modular TP and TPR tops
- occasional tables
- linking units
- returns
- 30" high and 57" high bookcases
- 30" high freestanding storage
- conference tables



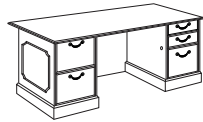
PROFILE - INVERTED

The inverted edge detail is included on the following Stratford products:

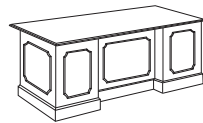
- hutches
- 71" high bookcase
- visual boards
- wall mounted overheads
- modular TPI tops
- 71" high and 84" high freestanding storage

Please use the following summary of products to determine the profile direction and overhang dimensions.

DESKS 30" DEEP

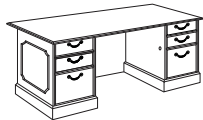


- Profile Location: profile on all four sides
 Profile Direction: standard
 Overhang: left 1 1/2"
 right 1 1/2"
 user 3/4"
 guest 1 1/2"

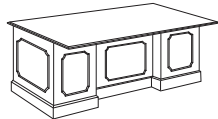


- Picture Frame: on end panels, modesty panel and pedestal backs

DESKS 36" DEEP



- Profile Location: profile on all four sides
 Profile Direction: standard
 Overhang: left 1 1/2"
 right 1 1/2"
 user 3/4"
 guest 7 1/2"



- Picture Frame: on end panels, modesty panel and pedestal backs

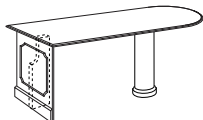
TABLE DESKS



- Profile Location: profile on all four sides
 Profile Direction: standard
 Overhang: left 1 1/2"
 right 1 1/2"
 user 3/4"
 guest 1 1/2"

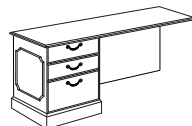
- Picture Frame: none

BULLET AND P DESKS



- Profile Location: profile on all sides
 Profile Direction: standard
 Overhang: end panel 1 1/2"
 Picture Frame: on end panel

RETURNS



- Profile Location: profile on all four sides, coved
 Profile Direction: standard
 Overhang: end panel 1 1/2"
 user 3/4"
 guest 1 1/2"
 Picture Frame: on end panel, modesty panel and pedestal back

STRATFORD SPECIFICATIONS

PROFILE DIRECTION AND OVERHANG

Please use the following summary of products to determine the profile direction and overhang dimensions.

LINK UNITS AND LINK TOPS:

Profile Location: profile on guest and user sides, cover on connecting ends
Profile Direction: standard
Overhang: guest 1 1/2"
Picture Frame: on modesty panel

CORNER UNITS:

Profile Location: profile on outside and user sides, covered on connecting ends
Profile Direction: standard
Overhang: guest 1 1/2"
Picture Frame: on both outside panels

CREDENZAS:

Profile Location: profile on left, right and user side, flush on back edge
Profile Direction: standard
Overhang: left 1 1/2"
right 1 1/2"
user 3/4"
back 1/8"
Picture Frame: on left and right panels

OVERHEADS:

Profile Location: inverted profile left, right, and user side, flush on back edge
Profile Direction: inverted
Overhang: left 1"
right 1"
user 3/4"
back flush
Picture Frame: none

Please specify if flush sides are necessary for the purpose of ganging overheads at time of order. Upcharge for this option is \$183 list.

HUTCHES:

Profile Location: inverted profile on left, right, and user side, flush on back edge
Profile Direction: inverted
Overhang: left 1"
right 1"
user 3/4"
Picture Frame: none

BOOKCASES AND FREESTANDING STORAGE (30" HIGH ONLY)

Profile Location: profile on left, right, and user side, flush on back edge
Profile Direction: standard
Overhang: left 1 1/2"
right 1 1/2"
user 3/4" (if unit has doors or drawers)
1 1/2" (if unit is open)
back flush

Picture Frame: on left and right panels

Bookcases have non-shown wood backs, finished color.

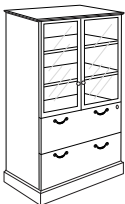
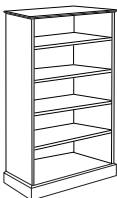
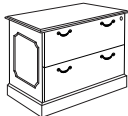
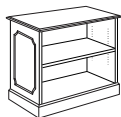

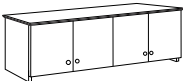
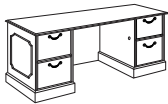
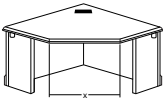
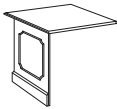
Freestanding and modular storage have non-shown wood veneer, finished and top coated backs.

BOOKCASES AND FREESTANDING STORAGE (57", 71" AND 84" HIGH)

Profile Location: profile on left, right, and user side, flush on back edge
Profile Direction: inverted
Overhang: left 1"
right 1"
user 3/4" (if unit has doors or drawers)
1 1/2" (if unit is open)
back flush

Picture Frame: none

Bookcases have non-shown wood backs, finished color. Freestanding and modular storage have non-shown wood veneer, finished and top coated backs.



OVERHEADS

Overheads include tasklights that are factory installed and require no field adjustment. Tasklights are mounted beneath the cabinet and hidden from view. Cords run down the right hand side of the tasklight to the worksurface where they can be routed behind the worksurface top. The use of a wall mounted tackboard conceals the cord from view. Tackboards must be ordered separately and can be specified in any fabric grade (1-9). Wall mounted tackboards for overheads are supplied with all necessary hardware and instructions for installation.

HUTCHES

Hutches include tasklights that are factory installed and require no field adjustment. Tasklights are mounted beneath the cabinet and hidden from view. A tackboard in grade 1 fabric is included with most hutches, see the hutch product section for specific products & upcharges for higher graded fabrics. Tackboard fabric selections should be supplied with the order information. Tackboards for hutches are installed at the factory and require no additional set up on site. Hutch installation instructions are included with every case.

LOCKS

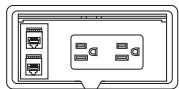
Hutches and Overheads: Optional locks are available on bookcase, hutch and overhead doors at an upcharge per set of (2) doors. Please specify at time of order. Please note, if a hutch or overhead has an uneven amount of doors the single lock required is the same upcharge. See pricing pages for upcharges. Lock plugs are located on the lower inside corner of the doors. Locks are not available on glass doors.

Pedestal Drawers: Locks are provided as a standard features on all pedestal drawers, including those in desks, credenzas and freestanding or modular storage units. All lock plugs have an antiqued brass finish. Lock plugs are located in the kneespace of all desks, with the exception of desks with the center drawer option where the central locking system lock plug is located on the center of the drawer front.

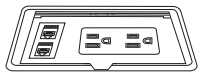
Bookcase Doors: Lock plugs are located on the top inside corner of the door.

Suites can be keyed alike at no upcharge, please specify on your purchase order.

POWER/DATA/VOICE GROMMET



mounted in a hutch back panel



used as a surface grommet

Access to power and data is made simple by using a hutch with a power/data/voice module built right into the tackboard. The module is fully installed at the factory but can be removed to connect data links on site. It features a flip door that retracts into the case of the unit when open.

This unit is supplied in the wired hutches or can be ordered a surface mount power/data/voice option as a 98PDVM.

Black, rectangular with recessed cover.

Includes two power outlets, one voice port, and one data port.

Power Details: two Simplex outlets, 15 Amp, 10 ft. cord

Communication Details: one RJ11 phone line coupler, one RJ45 data coupler

GROMMETS

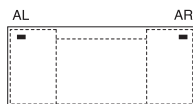
All products may be specified with either one black grommet or one brass grommet in a standard position at no upcharge. A **\$152 list** upcharge will apply to additional grommets in standard positions and for grommets in non-standard positions. The grommet position must be indicated for each case on the purchase order.

Standard Grommet - Black, rectangular, 4 1/8" x 2 11/16" and Antiqued Brass Grommet 2 5/8" x 1 1/2"

Grommets can also be field installed with power drill, 2 1/4 hole saw and rasp or saber saw. Template for drilling is available.

Standard Positions:

Desks



30" and 36" Deep Desks:

Position Code:

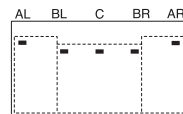
AL – left corner

BL – left end beside pedestal gable

C – center

BR – right end beside pedestal gable

AR – right corner



42" Deep Desks:

Position Code:

AL – left corner

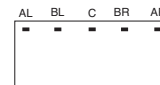
BL – left end beside pedestal gable

C – center

BR – right end beside pedestal gable

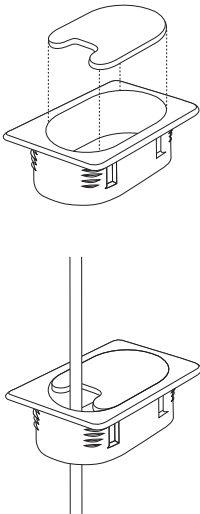
AR – right corner

Linking Units, Credenzas & Returns




Grommets cannot be located over pedestals on 20" or 24" units

NOTE: 'BL' and "BR" are only avail
Available on 42" on longer.



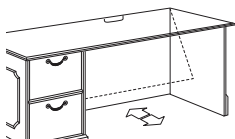
Curvilinear Tops



Position Code:

C – center

This key applies to all bullet and P shaped tops. The support panel is notched out to accommodate cable management and also allows the installation of a pop-up power grommet.



WIRE MANAGEMENT CUT-OUT AND HINGED MODESTY PANELS

Returns, link units and credenzas with fixed modesty panels can be specified with an 8" x 1 1/2" wire management cut-out. All hinged modesty panels feature a cut-out as a standard. The discreet cut-out allows for clean and easy access to power, data and communication sources.

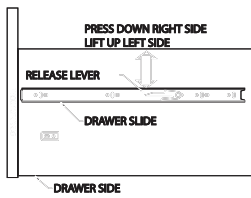
STRATFORD SPECIFICATIONS

CONNECTING WORKSURFACES

It is important that the product is in its final position and the primary worksurface is leveled before connecting other joining pieces.

Detailed installation instructions are included with each unit, or available from Krug Customer Service.

Units are connected with mending plates under worksurfaces, and linking brackets on modesty and end panels. Locate connections and attach the mending plate under the worksurface. Level pieces if necessary by adjusting the glides to achieve flush and firm joints before completing installation of all hardware.



DRAWER REMOVAL

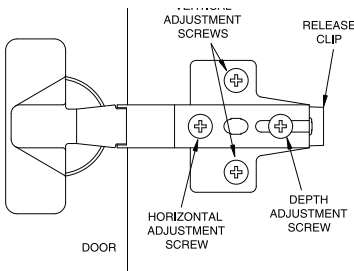
To remove pedestal drawers, open to the extended position, press down on the right side nylon release lever and pull the drawers up on left side lever at the same time. Continue pulling the drawer out of the case.

GLIDE ADJUSTMENTS

Raise one corner of the unit at a time and adjust the glide to the desired height by turning the glide in the hole. Make sure unit is level after adjusting the glides.

Please note that the maximum adjustment range of the glides is 1/2".

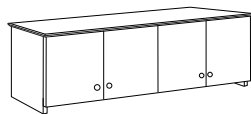
When moving units after glides have been inserted, dial the glides to the lowest position to prevent damage to the case.



BOOKCASE OR HUTCH DOOR ADJUSTMENT

Hinges on all hutch and bookcase doors are designed to be adjusted for depth, horizontal and vertical adjustment by means of screws into the hinge mounting plates.

To remove a door, pull the release clip away from the case, disconnecting the hinges.



OVERHEAD INSTALLATION

The wall mounted overhead storage units must be installed on wall studs. The first step for installation is to locate the studs in the wall where the overhead is to be mounted. Measure the stud center line location and use this measurement to mark the hole locations on the mounting rail and the overhead back. Drill clearance holes at the hole locations. Hole requirements will depend on the fasteners chosen by the installer. 2 1/2" x #10 wood screws are adequate if going into wood studs. If studs cannot be accessed, then appropriate drywall plugs or butterfly bolts should be used. We recommend 2 fasteners per stud.

Fasten the mounting rail to the wall ensuring that it is level. Hang the overhead on the mounting rail and then fasten it to the wall. This prevents accidental removal and also allows for some leveling adjustment.

Terms and Conditions

Net 30 days on approved credit. A late payment charge of 1% per month will be applied on overdue invoices. This charge will be pro-rated to the number of days past 30 days that the invoice is overdue. All applicable sales taxes are extra. Distribution of this price list does not in itself constitute an offer to sell. Orders can be received only from authorized Krug dealers. Acceptance of any order and terms of sale may be established at the discretion of Krug. Deposits are required on orders received from new accounts as well as on large or special orders. Krug reserves the right to discontinue designs, or to change designs, construction, prices, or materials without notice.

Contact Information

Phone: 1.888.578.KRUG (5784) | Fax: 1.519.748.5177

Purchase Order Fax: 1.888.236.4783

Purchase Order E-mail: orders@krug.ca

Web: www.krug.ca E-mail: solutions@krug.ca

Customer Service Hours

Please note customer service hours are:

8:30 am to 5:00 pm est

Customer Satisfaction

It is the primary goal of Krug and our staff to ensure the complete satisfaction of our customers with our products and performance. If a problem arises with a Krug product after the expiration of the limited warranty period, Krug will exercise its best efforts to achieve the satisfaction of the customer in a manner that is fair to all concerned.

Order Acknowledgments

Each order will be acknowledged via e-mail or fax. This acknowledgment is the final agreement between Krug and the customer, superseding all previous communications regarding the purchase order. Where there is a discrepancy on a purchase order between a product code and a description, Krug will make every effort to resolve the discrepancy, but will be ruled by the product code ordered. Please check all acknowledgments for accuracy, and advise Krug of any discrepancies with a purchase order.

Order Cancellation

Krug reserves the right to not accept or allow cancellation of orders. All products are manufactured on a custom-made, make-to-order basis, and the purchasing, engineering and production of orders begins shortly after order placement - and the customer purchase order is a contract that authorizes Krug to manufacture the products. Acceptance of order cancellation (or partial cancellation) is solely at the discretion of Krug, and is dependent on the extent to which engineering, purchasing and manufacturing has been initiated by the time cancellation is requested. No order cancellations (partial or otherwise) are allowable more than 4 weeks from date of order placement (as order production is unable to be terminated by that point), and full payment of the acknowledged order value is required for any orders cancelled after 4 weeks. Cancellations may be allowable in less than 4 weeks after order placement, depending on the extent to which manufacturing has been initiated. An acceptance of order cancellation requires that the purchaser agrees to make payment for all costs incurred to the point of acceptance of cancellation. Cancellation charges include all costs for purchase of dedicated material and components, engineering costs for non-standard products, and all costs for manufacturing completed to that point, as well as a \$367 net charge for processing of the original order and for processing of cancellation invoicing.

Pricing

Krug endeavors to ensure that all prices in this price list reflect accurately our current prices. However, errors do occur and will be rectified through notices to the field. Krug reserves the right to acknowledge pricing that may be different from the price list.

Warranty

Krug warrants the construction and the finish of all our products to be free from defects in materials and workmanship for a period of 10 years from the date of purchase. This warranty is applicable to products in use by their original purchaser. This warranty does not apply to components not manufactured by Krug including textiles, which are subject to the specific warranties of those manufacturers,

if any. Textiles (fabric, leather, vinyl, or any other covering material) suppliers do not guarantee their products for durability and color fastness, and nor does Krug. Casters, mechanical and electrical components have a warranty of five years from the date of purchase. The Krug warranty does not apply to COM-specified materials, damage caused by a carrier other than Krug, or variation in wood finishes due to natural wood color variation. Krug cannot be held responsible for variations in fabric dye lots from order to order. All fabric is carefully inspected when it is received, but a degree of variation in color should be expected. Repairs or replacement of any defect covered under this warranty by Krug will be made, at our option and method, at no charge to the original purchaser during the warranty period. Krug's judgement is final and binding with respect to the nature or cause of defects or damage, and the necessity or manner of repair or replacement.

This warranty does not apply to defects or damage resulting from:

- normal wear and tear occurring with the use of the product
- negligence, misuse, excessive use, alteration, improper cleaning or repair
- substitution or use of incorrect or unauthorized components or material
- handling or installation that is incorrect, or that causes damage or defect
- damage incurred by a freight carrier other than Krug
- wearing of finishes and fabrics, and normal variations in materials (including dye lot variations)
- properties of natural materials, including wood and leather
- exposure to environments with uncontrolled temperature and humidity (products must be transported, stored and used in climate-controlled conditions)

Note, specific warranties for components and materials not manufactured by Krug:

Height Adjustable Mechanism Warranty

Krug warrants to the original consumer purchaser its Height Adjustable Mechanism that it will be free from defects in material and workmanship. This limited warranty covers material and manufacturing defects, which cause a non-conformance in the function of a table base and is limited to the following products and warranty term determined from their dates of purchase:

- a) Electronic components such as control boxes, hand switches and motors – two (2) years
- b) Mechanical components such as crank drives, spindles – five (5) years
- c) Structural components such as J-channels, feet and top supports – ten (10) years.

The start of the warranty period is the documented date of your purchase of the product. The warranty herein is made to and for the benefit of the original consumer purchaser of the product and is non-transferable. If you discover a defect in material or workmanship during the warranty period, and Krug agrees that the defect exists, Krug will, at its option, repair or replace the Product at no charge to you, provided it is returned during the warranty period. In the unlikely event that your product should require repair or replacement during the warranty period, please contact Krug to obtain warranty service. The warranty period on replacement products is the remainder of the warranty on the original product or 30 days, whichever is longer.

Testing

All Krug Conference products meet or exceed the testing requirements of ANSI/BIFMA X5.5-2014 or X5.9-2012.



Dimensions

Dimensions are in inches and approximate, and subject to change without notice. Contact Customer Service if dimensions are critical.

Installation Support

For assistance please contact Technical Support at 1-888-578-5784 x216 or e-mail installationhelp@krug.ca and you will be directed to the appropriate installation support person.

GENERAL INFORMATION

Storage Charges

Krug reserves the right to assess a nominal storage charge if a customer does not accept shipment of an order within a week of the ship date.

Export Packaging

Krug is pleased to provide the option for export packaging on all our products, to provide additional protection from damage. For shipments overseas, a quote for export packaging can be provided, based on the products to be ordered and the delivery destination - please contact Customer Service or Bids & Specification Support for more information and a quotation. KRUG is not responsible for shipment damage occurring on overseas shipments

Export Packaging is **STRONGLY RECOMMENDED** for:

(A) all shipments outside of the lower 48 states and Canada

(B) all shipments that will be held in storage for an extended period prior to installation. Important: Please note that Krug will not be responsible for damage claims on product shipped or stored in the above conditions where export packaging has not been utilized.

Please contact Customer Service for specifications or any other assistance regarding export packaging.

Freight Terms and Conditions

1. All product is shipped FOB the Krug factory. Freight is either pre-paid to the destination or not pre-paid, depending on established customer specific freight terms.

2. Docks at the selected delivery location must be equipped to handle a 53' trailer. If a dock is inadequate for delivery by Krug, Krug will re-deliver to another local location and any additional costs will be charged to the customer.

3. For all deliveries, it is understood that Krug or its agent is making a dock delivery only (equipped to handle a 53' trailer), and any further work of truck unloading, delivery beyond the dock, installation, and removal of packaging is not authorized or paid for by Krug.

4. Drop shipments to the installation site, and timed deliveries, are available on larger shipments (full truckloads or slightly less) at no additional charge. Drop shipments or timed deliveries for smaller shipments may not be available, or if available will require a surcharge. Deliveries on an after hours basis, or on weekends, or any other special requirements, may be subject to a surcharge. Location and contact information, and the requested time of delivery, is required at least one week prior to the acknowledged shipment date. If this information is not provided one week in advance, or if the location or time of the drop shipment is changed less than one week in advance, a surcharge may be applied, and/or the drop shipment may not be scheduled. For deliveries requested Monday to Thursday after 5:00 pm, please apply a surcharge of \$262/shipment. For deliveries requested Monday to Friday before 7:00 am, please apply a surcharge of \$262/shipment. For deliveries requested Friday (after 3:00 pm) or weekends, please apply a surcharge of \$525/shipment. (local times).

5. For all deliveries - whether to the Customer location or drop shipment - any circumstances that result in the delay of our carrier (including unsuitable receiving facilities, or facilities not open or available), service charges will be applied at the rate of \$125/hour. Where re-delivery is necessary because of these circumstances, the full cost of re-delivery will be charged. If Less Than Truck Load is delivering, one hour is allocated to unload. Any additional time required to unload after the first hour is \$125/hour. If a Truck Load is delivering the order, three hours is allocated to unload. Any additional time required to unload is \$125/hour. Direct deliveries to site for large orders are possible, (must exceed \$60,000 net), and accommodate 48 - 53' trailers. Krug is responsible for delivery to the approved delivery address. If an address change is required, this must be authorized by Krug 5 business days prior to ship date. Any additional delivery costs incurred after this time will be charged to the customer

Damaged Shipments

All Krug product is well engineered, carefully inspected, and expertly loaded onto our trucks at our Distribution Center. If you receive any damaged freight, we ask that you do not refuse the shipment. Krug is not responsible for damage to goods that occurs in transit or storage. It is the purchaser and/or receiver's responsibility to examine the goods upon receipt and to notify Krug of any damages, overages or shortages. Any discrepancies should be noted on the Bill of Lading. The delivering carrier will not accept responsibility for shortages or damages if signed "clear". Notification of concealed damage claims must be made to Krug Distribution within 5 days of delivery, along with digital pictures if available. All product and packaging must be available for inspection. Krug liability ceases after

5 business days and Krug will not be responsible for concealed damages if shipments are left unopened. Krug is not responsible for the condition of product that is stored or installed in an environment where temperature and humidity are not controlled.

Field Product Report Authorization

Krug's written authorization, in the form of an FPR number, must be obtained prior to incurring charges of any kind if Krug is expected to pay these charges. This includes authorization for returns, field repairs and replacements, post field repairs, installation and delivery charges. Krug reserves the right to have its representative inspect product related to any request for such authorizations, prior to that authorization being provided. Deductions from invoices paid for any charges to Krug, without prior written authorization in the form of an FPR, will not be accepted. Digital photographs may be required to complete the FPR process.

Care and Maintenance

Wood Finishes - Although Krug's extensive finishing process ensures a durable finish on all our products, there are several steps that can be taken to protect and prolong the life and beauty of the finish. Protect the top by placing felt pads on the bottom of any accessories and mechanical equipment. Rubber and oil will permanently mark surfaces. Use a desk pad to prevent possible damage and imprinting caused by writing instruments and sharp objects. Dust only with a clean, dry cloth, going with the grain. Clean any marks with a damp cloth, using a small quantity of mild soap or detergent. Do not use any wax-based polish, spray or silicone. Eventually, a film will build up and discolor the top. Do not place your furniture in a position of permanent exposure to direct sunlight.

Plastic Laminates - Clean plastic laminates with mild soap and warm water. Do not use steel wool, hot water, or any abrasive cleaning product.

Custom Capabilities

Over 15% of our orders involve some type of custom work, and we invite our customers to make use of our extensive capabilities. These include:

- 1) Dimensional customization of standard size products
 - 2) Custom wood finishes
 - 3) For larger orders, completely custom-designed products, as well as non-standard wood species can be specified.
- Custom orders may require additional production lead times. Contact Customer Service for more information.

Krug Panel Fabric Program

Tackboards can be upholstered in COM material supplied by the customer, and in a selection of stocked tackboard fabrics supplied by Momentum. The Momentum Panel fabrics are available on Krug Express. They are 100% polyester. For additional information and color selections, please refer to our Panel Fabrics card and Krug's website. www.krug.ca The Momentum panel fabrics pass ASTM-E84-87 Fire Codes. If memo samples are required please call Momentum at 1-800-366-6839.

KrugExpress Program Details

KrugExpress orders are ready to ship by the date acknowledged. Delivery and shipping schedules may result in actual shipping of orders at a later date. Statutory holidays and scheduled factory vacations may add to acknowledged lead times of *KrugExpress* orders. Unless otherwise specified on the order, the customer's standard method of shipping Krug products will be utilized. Available factory capacity for *KrugExpress* is filled by orders received on a "first come, first serve" basis. If the normal *KrugExpress* lead time is not available for your order because available capacity has been filled, you will be immediately advised of the earliest available ready-to-ship date. Please consult your Customer Service representative in advance if you wish to confirm the specific lead time availability for a *KrugExpress* order. Orders must be received by midnight of a given day for that day to be considered the official day the order is received. Order lead times are acknowledged from the date the order is received, but not including the date the order is received.

KrugExpress orders must be "clean" when received in order to be considered officially received on a given day, and lead times will be acknowledged from the date orders are determined to be "clean". Changes to *KrugExpress* orders are not allowed under any circumstances. Orders for product on *KrugExpress* must clearly state: "*KrugExpress*".

CUSTOM PRICING METHODS

Custom widths: Apply the price that is one standard size larger than the desired case size (but same depth).

Example: The required custom dimension is 74" x 30". The first standard size above this is 78" x 30", so in this case you would apply the price of the 78" x 30" unit.

Custom depths: Apply the price of the same unit one size deeper (but same width).

Example: The required custom dimension is 72" x 26". The first standard size above this is 72" x 30", so in this case you would apply the price of the 72" x 30" unit.

Custom width & depth: Apply the price of the same unit both one size wider and one size deeper.

Example: The required custom dimension is 74" x 26". The first standard size above this is 84" x 30", so in this case you would apply the price of the 84" x 30" unit.

Custom height of desk height cases: Add 18% (31-32" hi)

Grommets in non-standard positions, add: \$152 list

To remove hutch or overhead doors, deduct: 4% list

Convert 5-hi hutch to 6-hi hutch, add: 20%

Bookcases with optional pull out printer shelf at standard shelf height, add: \$238 List

Bookcase with optional vent in back (includes 2 vents and 1 grommet), add: \$302 list

Cases where tops are flush left/right or both, add \$120 list

Storage units flush, add: \$199 list

2 lateral files and 3 or 4 closed shelves - convert to half open, half closed shelves, add: 15%

2 lateral files and 3 or 4 closed shelves - convert to half open, half wardrobe, add: 15%

To remove storage doors for open shelves, deduct: 4%

EXCEPTIONS TO THE PRICING METHODS ABOVE

Sizes larger than the largest shown Price List.

Non-standard extension on drawer slides.

Non-standard drawer depths in standard depth pedestals.

Glass door - any style.

Glass - face mounted modesty panels.

Perforated modesty panels.

Cases with curvilinear tops where the radius becomes non-standard.

A/V cabinets.

Any case with flipper doors

PLEASE NOTE: Cases with non-standard features do not apply to the rules above.

Contact Krug Customer Service if you require assistance.

KRUGEXPRESS CASEGOODS

CASEGOODS PROGRAM DETAILS*

*(In addition to previous page)

Orders for casegood products on the KrugExpress program may be subject to quantity maximums. Please contact Krug Customer Service for more information. Quantity maximums are dependent upon available capacity, in order to insure that we ship all orders on time. Only actual casegood pieces and conference tables tops and bases are considered "units". Items such as tasklights, tackboards, keyboard trays and drawers, electrical and wire management components, etc., are not considered under the quantity restrictions.

For example, a typical office configuration that includes a desk, linking unit, credenza and hutch/overhead, equals a total of four units for the purposes of the quantity maximum. Only Krug In-stock panel fabric is available on the KrugExpress program. Only standard wood finishes are available for KrugExpress orders. Grommets can be specified in standard positions only. KrugExpress also includes all Krug seating and occasional tables as well as Krug conference products to complement this casegoods offering. Please note PALETTE finishes are not available on KrugExpress.

TACKBOARD, C.O.M. & GRADED-IN UPHOLSTERY PROGRAMS

KRUG PANEL FABRIC PROGRAM

Tackboards can be upholstered in COM material supplied by the customer, and in a selection of stocked tackboard fabrics supplied by Momentum. The in-stock Momentum fabrics are priced at Grade 1 and are available on Krug Express. They are 100% polyester. For additional information and color selections, please refer to our Panel Fabrics card and Krug's website. www.krug.ca If memo samples are required please call Momentum at 1-800-366-6839. The Momentum panel fabrics pass ASTM-E84-87 Fire Codes.

CUSTOMER'S OWN MATERIAL - C.O.M.

Customer's Own Material (COM)

COM must be received three weeks prior to the acknowledged ship date. Orders with COM not received by the required deadline will be delayed.

A description of the fabric, including supplier name, fabric name and color number must be included with the purchase order. When the COM fabric is received at Krug, it must be clearly identified with the fabric name and color, and tagged with name of the Krug customer and purchase order number. Krug will inspect all COM fabric when received to determine if it will be suitable for upholstery. Where Krug feels that the fabric or leather specified will compromise the quality or integrity of our products, customers will be contacted to direct these concerns. Further, Krug reserves the right to refuse to accept and use any COM fabrics or leathers that will compromise our products in any way that is unacceptable to Krug. Krug cannot assume responsibility for the durability or tailoring quality of customer's own material. Yardage specified in this price guide is approximate. In the case of multiple product orders, multiply the number of items by the COM yardage specified to determine fabric required, unless otherwise indicated. Additional yardage may be needed if the material is less than 54" wide, or patterned or striped and requires matching. As fabric is applied horizontally, non-directional fabrics are recommended. COM fabrics are applied as they come off the roll unless otherwise specified. All striped fabrics will be applied vertically unless otherwise stated by the customer and after approval by Krug. It is the customer's responsibility to advise Krug if the upholstery is to be applied otherwise, and to advise Krug of any special upholstery instructions. Special instructions should be sent to Krug Customer Service, including a sample (or photocopy) of the fabric. Krug is not responsible for instructions sent with the fabric rolls, or for the method of upholstery if no instructions have been provided. COM fabrics for tackboards may be specified in either Maharam or

Momentum panel fabrics. Krug is not responsible for determining if a fabric is not ideal for tackboard application.

Please contact Maharam at 1-800-645-3943 or Momentum at

COM Shipping Procedures

For tackboard COM fabrics, please send fabrics to:

Krug Inc.

111 Ahrens Street

Kitchener, Ontario

Canada N2H 4C2

Attention: RECEIVER

All packages must be clearly marked "For Customs Clearance by Willson International Custom Brokers". According to the North American Free Trade Agreement (NAFTA), goods shipped between the United States and Canada can qualify for exemption from all duties, or for a reduction in duties, if the goods can be proven to originate in either the United States, Canada or Mexico. Canada Customs requires that a NAFTA Certificate of Origin and a Commercial Invoice be completed and sent with the fabric shipment. The Commercial Invoice must clearly state the description of the fabric, the selling price, the make-up or content, and the purchaser. The absence of these two documents will delay the shipments at the U.S./Canada border, thereby potentially delaying the customer order. If the total value of the shipment is less than \$1200 U.S., Customs will accept a Low Value Statement of Origin in place of the NAFTA Certificate of Origin. The Low Value Statement must be signed by a representative of the exporting company. This statement may either be included on the commercial invoice or attached to the invoice. Krug is happy to answer any questions or concerns about COM shipping procedures and the required documents. Please contact our Customs Specialist at 1.888.578.5784.

GRADED-IN UPHOLSTERY PROGRAMS

Krug has partnered with several textile brands to grade in their offerings, designed to provide a wide range of upholstery selections for our seating products.

Upholstery pricing and availability is subject to change without notice. We grade this upholstery according to the pricing of the fabric suppliers - when their pricing changes, the Krug grade may change. When placing an order, a Krug customer must specify the complete upholstery number, along with the appropriate Krug model number and finish. Krug will supply the complete product at the prices listed. Orders specifying graded-in upholstery cannot be cancelled once the upholstery has been ordered.

Upholstery Grades

To determine the price of a product for graded-in upholstery, use the reference lists located on Krug's website under - Resources, to view the upholstery. Krug is not responsible for the discontinuation of this upholstery. Please contact Customer Service for information on upholstery not listed.

When two upholstery selections are specified for use on seating, the higher grade upholstery price will apply to the order.

High Performance upholstery; Polyurethane, Vinyl or Crypton, is

particularly suitable for healthcare and other intensive-use environments.

Upholstery Samples

If you require additional samples or memos for presentation, please contact fabric supplier directly.

Flammability Standards

- Tunnel Test Surface Ratings Class A rating
- Class 1 UFAC
- Passes State of California Technical Bulletin CAL 117-2013

Please contact fabric supplier directly for further flammability information pertaining to specific upholstery.

Special Conditions

Acknowledgements will give the estimated delivery date of the finished product. Some upholstery is imported, and availability may affect estimated delivery time. For large projects, please contact fabric supplier directly for availability of yardage.



All products are air emissions certified and are available as FSC® certified

krug

solutions@krug.ca | www.krug.ca | 1.888.578.KRUG