

**STRATFORD CONFERENCE**  
Price and Specification Guide  
**CANADA**



**krug**

Advancing Design Through Innovation

# STRATFORD | TABLE OF CONTENTS

## **STRATFORD | CONFERENCE TABLES**

- 2 Environmental Summary
- 3 Features & Options
- 4 Tops
- 5 Bases
- 6 Base Requirements Chart
- 7 Power Box

## **CONNEXUS™ TABLETOP CONNECTIVITY SOLUTION**

- 8 Connexus™
- 10 Preconfigured Standard Modules
- 12 Preconfigured Large Modules
- 13 Custom Connexus™
- 15 Port Options
- 19 Connexus™ Location Charts

## **STRATFORD | MEDIA**

- 24 Media

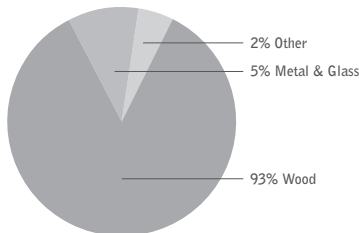
## **GENERAL INFORMATION**

- 25 Terms & Conditions
- 25 Warranty
- 26 Krug Express Program
- 27 Wood Finishes & Laminates

## LEED CERTIFICATION



MATERIAL CONTENT:



PRE-CONSUMER RECYCLED CONTENT - 74%  
POST-CONSUMER RECYCLED CONTENT - 2.5%

		CONTRIBUTES To
Credit 2.1 - 2.2	Construction Waste Management	1-2 point(s)
Credit 3.3	Resource Reuse	1 point
Credit 4.1	Recycled Content	1 point
Credit 4.2	Recycled Content	1 point
Credit 4.5	Low Emitting Materials, (MUST BE REQUESTED ) Composite Wood & Laminate Adhesives	1 point
Credit 5.1	Regional Materials*	1 point
Credit 6	Rapidly Renewable Materials (MUST BE REQUESTED )	1 point
Credit 7	Certified Wood (MUST BE REQUESTED )	1 point

\*This credit is only applicable if in total 20% of the combined value of the procurement of construction materials and in the furniture are manufactured within a radius of 500 miles. This credit will apply if the installation of the finished product occurs within 500 miles of Kitchener, Ontario.



### level® CERTIFICATION

BIFMA's e3 Furniture Sustainability Standard is a voluntary, multi-attribute standard that measures the degree of sustainability of furniture. This standard evaluates product and company environmental attributes and compliance systems in a wide range of elements which include Materials, Energy & Atmosphere, Human & Ecosystem Health and Social Responsibility. Stratford products have earned level®, BIFMA's sustainability certification program for furniture, certification through third-party verification against the e3 standard. All Stratford products can be supplied with level® certification. In order to accomplish this, the product must also be ordered with the air-emissions-certification option. Contact customer service for information and upcharges.



the mark of responsible forest

### AIR-EMISSIONS

All Stratford products can be supplied with air-emissions-certified materials. Contact customer service for information and upcharges.

### FSC®

FSC® In 2005, Krug received Forest Stewardship Council® (FSC®) Chain-of-Custody certification for our manufacturing facilities. The FSC® Chain-of-Custody tracks certified wood from seedling to final sale. It verifies that the material for our FSC® certified products only come from well-managed, FSC®-certified forests and other controlled sources. FSC® is dedicated to the promotion of responsible forest management worldwide helping to take care of forests for future generations. Stratford and other Krug products can be specified with FSC® Certification. Contact customer service for further information, pricing and lead times..



In addition, architects, designers, and building professionals can specify FSC®-certified products in order to achieve a point from the U.S. Green Building Council's Leadership in Energy and Environmental Design (LEED) Rating System.

# STRATFORD | FEATURES & OPTIONS

## PROFILES

Stratford conference product is available in all standard Cherry and Walnut, profile is shown below:



top profile



base profile

## BASES

All bases are shipped separately and require assembly to selected top.

Refer to the base requirement chart on page 197 to select the appropriate bases and sizes for conference tops.

## FINISH

A five step catalyzed varnish finish that when dry has a sheen value of 52°, is applied to all finished cases.

## DRAWER PULLS

Stratford traditional series offers a choice of three pull combinations as described below.

Please indicate a pull designation for every Stratford product on your order. There is no default selection and orders will not be processed until a pull selection is received.



### DEVON

Drawers are furnished with an arced Devon bail finished in antiqued brass and mounted with rosettes. Bookcase doors and hutch doors are provided with an antiqued brushed brass knob.



### CANTERBURY

Drawers are furnished with a Canterbury bail finished in antiqued brass and mounted with rosettes. Bookcase doors are provided with an antiqued brushed brass knob.



### AVON

All drawers, bookcase doors are provided with an antiqued brushed brass knob.

## SEATING CAPABILITIES

To establish seating capabilities, an outside chair dimension of 24" has been used for this price list, plus an allowance of 5" between chairs, for a total of 29". This is an approximation only. When using another chair, particularly seating with a 5 prong caster base, be sure to adjust the approximate seating capacity accordingly. Since not all manufacturers use this same formula, when a seating capacity is in question, please contact Krug Customer Service to review the specific seating that is being used with Krug Conference product.

## DATA AND POWER OPTIONS

Data and power options can be specified on all Stratford conference product.

The power pod on page 215 has surface mounted electrical access and data or communication ports for ease of use of powered items on the conference table top. Standard location for this item is over a base to allow cable management to the floor.

Please specify location on the purchase order or provide a drawing at time of order.

The power box on page 215 features two power outlets, one RJ-11 phone line coupler and one RJ-45 data coupler. Power boxes are finished in a black sand-tex powder coat, and when closed is lowered to a flush table top position.


## LAMINATE WORKSURFACES


Laminate worksurfaces are available at an upcharge of 10% (a higher upcharge may apply to specially priced plastic laminates). Where there are wood profile edges on worksurface tops, they will remain as wood profiles on laminate tops. Krug will order and procure laminates. Purchase orders with a plastic laminate option must include Laminate Name.

Krug reserves the right to decline a laminate that may not be suitable for the application. Krug assumes no responsibility for the durability, consistent coloration or any other performance characteristic of a customer specified laminate. Laminates may extend the normal lead-time, check with Customer Service for current scheduling information. Please see page 347 for laminate information.


## CUSTOM CONFERENCE TABLES

Krug has extensive capabilities for customization of conference tables, including special sizes, finishes, veneers, and special features such as ganging or mobility options. Please contact Customer Service with specific requirements and a drawing for more information.

Description	Model	Cherry Walnut	Approx. Seating	Sections	Shipping Weight	Cubes
Stratford square and rectangular tops 	9801-36-36	1945	4	1	40	3
	9801-42-42	2173	4	1	44	4
	9801-48-36	2230	4	1	50	4
	9801-48-42	2386	4	1	55	4
	9801-48-48	2457	4	1	64	5
	9801-60-30	2579	6	1	52	8
	9801-60-36	2636	6	1	60	8
	9801-72-36	2873	6	1	80	10
	9801-84-42	3696	8	2	107	12
	9801-96-42	4045	8	2	138	14
	9801-96-48	4397	8	2	152	14
	9801-120-48	5308	10	3	183	18
	9801-120-54	5766	10	3	202	18
	9801-144-54	6606	12	3	237	21
	9801-168-54	7940	12	4	271	26
	9801-192-54	8662	12	4	305	28
	9801-216-60	9915	14	5	374	28
	9801-240-60	11016	16	5	428	39
	9801-264-60	12115	16	6	481	44
	9801-288-60	13227	18	6	534	47

Stratford racetrack tops 	9802-96-42	4064	8	2	122	10
	9802-96-48	4391	8	2	142	14
	9802-120-48	5629	10	3	172	18
	9802-120-54	6031	10	3	195	18
	9802-144-54	6741	12	3	229	21
	9802-168-54	8104	12	4	264	26
	9802-192-54	8843	12	4	298	29
	9802-216-60	10439	14	5	366	36
	9802-240-60	11595	16	5	420	39
	9802-264-60	12757	16	6	473	41
	9802-288-60	13657	18	6	527	47

All Stratford Conference products are available on the Krug Express Program with a size limitation of up to and including 168" tables only.

Stratford boat-shaped tops 	9804-96-48-42	4614	8	2	142	14
	9804-120-48-42	6332	10	3	195	18
	9804-144-48-42	7083	12	3	229	21
	9804-168-48-42	8513	12	3	263	26
	9804-192-54-48	9280	12	4	298	29
	9804-216-54-48	10964	14	5	366	36
	9804-240-54-48	12174	16	5	420	39
	9804-264-60-48	13395	16	6	473	41
	9804-288-60-48	14343	18	6	527	47

## ORDERING PROCEDURE

To order, please specify the following:

- 1) Krug product model number
- 2) Wood species and finish

## STANDARD FINISHES

For a complete list of standard finishes please see page 347.

## WIRE ACCESS DOORS

Please specify wire access doors on round bases when specifying conference product with power boxes or wiring grommets.

## BASE REQUIREMENTS


See page 197 for the base requirements chart.

## POWER BOXES

See page 198 for information on conferencing power boxes.

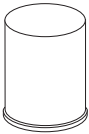
# STRATFORD | TOPS AND BASES

Description	Model	Cherry Walnut	Approx. Seating	Sections	Shipping Weight	Cubes
Stratford round tops	9805-36D	1942	3	1	42	3
	9805-42D	2274	4	1	48	4
	9805-48D	2472	5	1	54	5
	9805-54D	3284	6	1	74	7
	9805-60D	4088	7	1	100	8



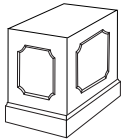
All Stratford Conference products are available on the Krug Express Program with a size limitation of up to and including 168" tables only.

Round drum base	9810-18D-30	989	18 diameter	29	97	7
	9810-24D-30	1009	24 diameter	29	115	14
	9810-30D-30	1257	30 diameter	29	180	19



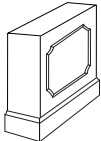
Wire management cavity for this base is:  
 9810-18D-30 – 18" diameter by 16" in height  
 9810-24D-30 – 24" diameter by 16" in height  
 9810-30D-30 – 30" diameter by 16" in height  
 Please add **WMD** to the end of the model number for wire management.

Description	Model	Cherry Walnut	W	D	H	Shipping Weight	Cubes
Square base	9818-1818-30	1188	17.75	17.75	29	99	7
	9818-2424-30	1208	23.75	23.75	29	117	14



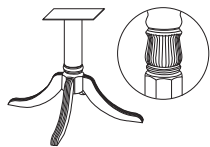
The square drum base has a removable side panel to allow access to the hidden cable management cavity.  
 Wire management cavity for this base is:  
 9818-1818-30 – 18" square by 25" in height  
 9818-2424-30 – 24" square by 25" in height

Panel base	9815-28-6-30	896	27.75	5.75	29	30	4
	9815-34-6-30	960	33.75	5.75	29	50	6



The panel base has a removable side panel to allow access to the hidden cable management cavity.  
 Wire management cavity for this base is:  
 9815-28-6-30 – 28" x 6" rectangular by 25" in height  
 9815-34-6-30 – 28" x 6" rectangular by 25" in height

Pedestal base	9817	982	26.5	26.5	29	40	10
---------------	------	-----	------	------	----	----	----



48" and 54" diameter tops come standard with a larger pedestal base.

## DIMENSION KEY

W – width  
 D – depth  
 H – height

Model numbers represent nominal dimensions only. Contact Customer Service if dimensions are critical.

See page 346 for *KrugExpress* program.

## STANDARD FINISHES

For a complete list of standard finishes please see page 347.

## BASE REQUIREMENTS

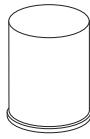
See page 197 for the base requirements chart.

## POWER BOXES

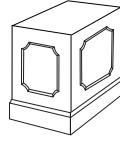
See page 198 for information on conferencing power boxes.

# STRATFORD | BASE REQUIREMENTS

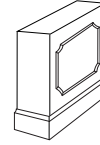
Round Drum  
9810



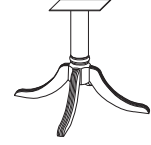
Square drum  
9818



Panel base  
9815



Pedestal panel  
9817



Top Size	Quantity	Size	Quantity	Size	Quantity	Size	Quantity	Size
36 diameter	1	18					1	
36 - 36	1	18	1	18				
42 diameter	\						1	
42 - 42	1	18	1	18				
48 - 36	1	18	1	18				
48 - 42	1	18	1	18				
48 diameter	1	18	1	18			1	
48 - 48	1	18	1	18				
54 diameter	1	24					1	
60 - 30	2	18	2	18				
60 - 36	2	18	2	18				
60 diameter	1	30					1	
72 - 36	2	18	2	18				
84 - 42	2	18	2	18	2	28		
96 - 42	2	18	2	18	2	28		
96 - 48	2	18	2	18	2	28		
96-48-42	2	18	2	18	2	28		
120 - 48	2	18	2	18	3	28		
120-48-42	2	18	2	18	3	28		
120 - 54	2	18	2	18	3	34		
144 - 54	2	18	2	18	3	34		
144-48-42	3	18	3	18	3	28		
168 - 54	3	18	3	18	4	34		
168-48-42	3	18	3	18	3	28		
192 - 54	3	18	3	18	4	34		
192-54-48	3	18	3	18	4	34		
216-54-48	2	18	2	18	5	34		
	1	24	1	24				
216 - 60	3	24	3	24	5	34		
240-54-48	4	24	4	24	5	34		
240 - 60	4	24	4	24	5	34		
264 - 60	4	24	4	24	6	34		
264-60-48	4	24	4	24	6	34		
288 - 60	4	24	4	24	6	34		
288-60-48	4	24	4	24	6	34		


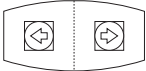

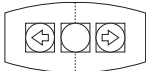
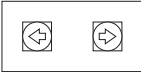
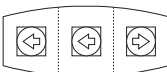
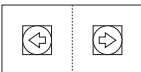
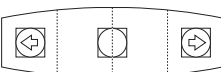

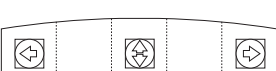

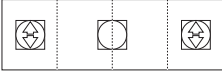
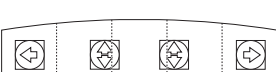

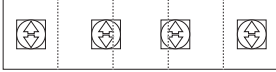
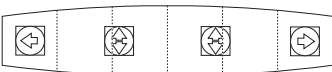
\*Add an additional 24" diameter drum base for center-support.

\*\*Add an additional 18" diameter drum base for center-support.

# STRATFORD POWER BOX UPCHARGES

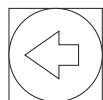
This chart applies to Stratford square/rectangular, racetrack, arc ended and round tops:

This chart applies to Stratford boat shaped tops: racetrack, arc ended and round tops:

Single / Multi Section Tops	Standard Top Sizes	\$ Upcharge per table	Single / Multi Section Tops	Standard Top Sizes	\$ Upcharge per table
 68PB	36 diameter 36-36 42 diameter 42-42 48-36 48-42 48 diameter 48-48	916		96-48-42 144-48-42	1833
	54 diameter 54-54 60 diameter 60-60	1833		144-48-42	1833
	60-30 60-36 72-36	1833		120-48-42	2746
	84-42 96-42 96-48	1833		168-48-42 192-54-48	1833
	120-48	1833		216 - 54 - 48	3848
	120 - 54 *144 - 54	3848			
	*168 - 54 *192 - 54	3848		240 - 54 - 48	5861
	216 - 60	5861			
	240 - 60 288 - 60	7872		264-60-48 288-60-48	5861

\* Stratford Conference tops only, feature single power box configuration.

Note: When specified with power boxes, standard tops sizes must be ordered in configurations shown above. Upcharges shown are list prices.



Indicate 18" round and square drum bases with one power box facing ends of top.



Indicate 24" and 30" round and square bases with twin power box facing sides of top.



Connexus™ is Krug's proprietary tabletop connectivity solution. When opened, it presents power and data outlets on a convenient angle to the user and provides storage for wiring.

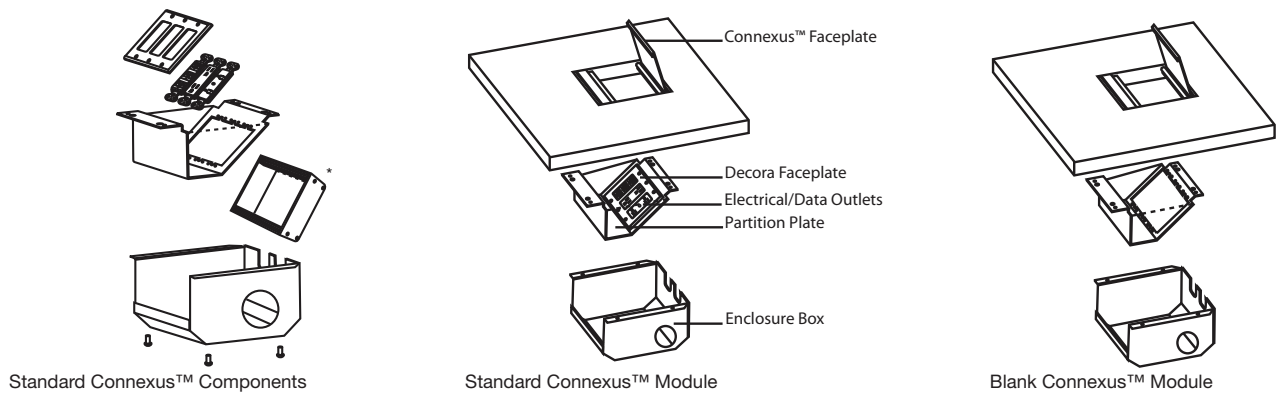
The faceplate of Connexus™ is available in either Glass or Aluminum and sits flush with the tabletop. It is designed to allow wiring to pass through the surface cover in both the open and closed positions. The faceplate opens to a 100° angle from the table top.

Connexus™ utilizes UL standard receptacle outlets. Connexus™ offers 11 pre-configured units with a wide selection of power, data and presentation system outlets, or alternatively can be purchased with just electrical ports with blank data ports. Connexus™ also can be designed and built specifically to meet your connectivity needs by using the snap-in or plate mounted port options.

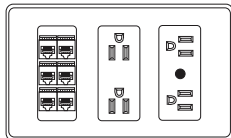
All corded units can be modified to allow the units to be hard wired by an electrician and data ports can be reconfigured easily when desired. To facilitate this process, the Enclosure Box of each Connexus™ module is easily removable.

\*All duplex outlets are contained within a metal box that is attached to the Partition Plate. If additional outlets need to be added in the future, these boxes need to be ordered from Krug to expand the enclosure. All modifications must be done by a qualified electrician.

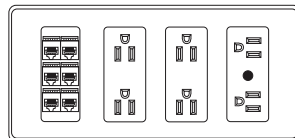
The label drawing shown below illustrates the way a Connexus™ module is shipped to the user. The Partition Plate is mounted on-site to the underside of the top with the Enclosure Box over top to conceal the module. Please note, enclosure boxes are not required when modules are enclosed in a base. Enclosure boxes are not supplied with Connexus™ modules; they must be ordered separately when required.



## CONNEXUS™ SIZES



Standard - 3 Gang



Large - 4 Gang

Connexus™ modules may be specified in Standard or Large sizes.

**Standard** modules are available in 7 standard configurations or custom configurations. Connexus™ modules in Standard configurations are 6 1/8" x 7 3/8". Depth on Standard module is 4.5".

**Large** modules are available in 4 standard configurations or custom configurations. Connexus™ modules in Large configurations are 8 1/4" x 7 3/8". Depth on Large module is 4.5".

# CONNEXUS™

Connexus™ modules are wired independently of each other to maximize the amount of electrical devices serviced. All Connexus™ modules may sustain individual loads of 15 amps or 12 amps of continuous load. Each Connexus™ module will require a single isolated circuit to maximize its service capabilities. An optional utility a/c power outlet is available on the back surface of the outlet box. Connexus™ components are UL and CSA US approved and manufactured in accordance to the National Electrical Code. Hardwiring Connexus™ modules on-site must be performed by a licensed electrician. Connexus™ units can be ordered with an optional utility outlet, which is located on the bottom side of the Connexus™ unit and underneath the work surface. Other Connexus™ products could employ these utility outlets as a source of power. In this scenario, it is solely the responsibility of the end user to assure that proper circuit protection is in place that never exceeds the 15 Ampere Circuit Breaker Rating.

## ELECTRICAL CORD LENGTHS

Connexus™ modules come with pre-determined electrical cord lengths that are suited to the size and configuration of each table (16' & 25'). Each will plug into a standard floor monument power source. However, in situations where a table length exceeds our maximum cord length, a second power entry is necessary to avoid daisy-chaining of electrical power. To determine when a second power entry is required follow these steps:

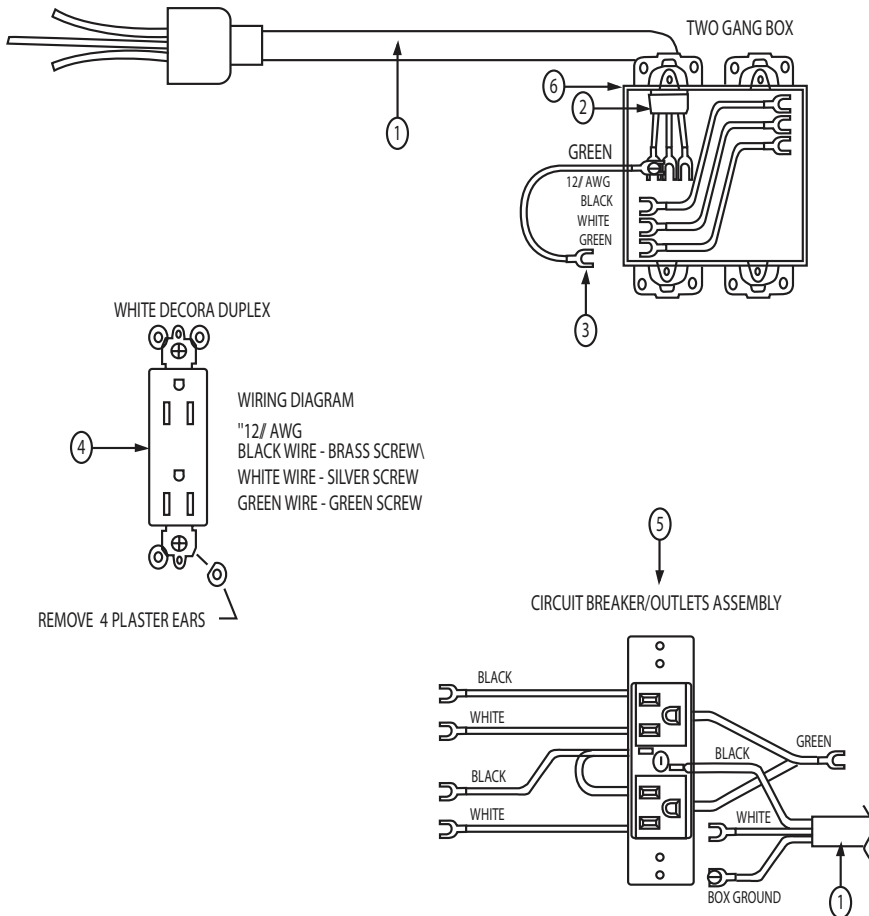
1. Select your Connexus™ locations.
2. Select your Floor Monument Location(s) if they do not already exist in the room.
3. If the number of Connexus™ modules exceed three consecutive positions left or right of the power entry, then an additional power entry will be required.

**Note:** Connexus™ modules in pairs count as one position.

### HARDWIRING ON SITE

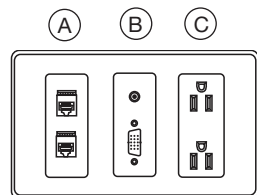
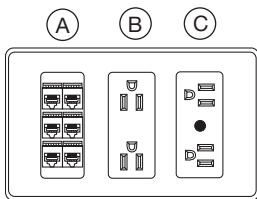
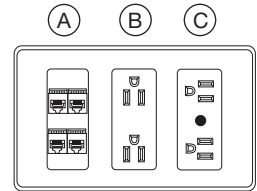
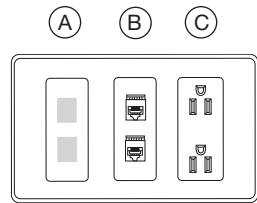
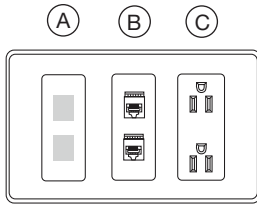
For hardwiring on-site by electricians, please use the following schematic:

- ① Power Supply Cord
- ② Strain Relief
- ③ Fork Terminals
- ④ Duplex Receptacles
- ⑤ Outlets with Circuit Breaker Assembly
- ⑥ Handy Box



# CONNEXUS™ | PRECONFIGURED STANDARD MODULES

## Standard - 3 GANG



Port Options	Model #	List Price	
		Aluminum	Glass

**BASIC DATA** 62 CON BD 983 1089

- (A) (2) Blanks (for future use)
- (B) (2) RJ45 port (Category 6)
- (C) (2) AC power ports

**BASIC VOICE DATA** 62 CON BV 1245 1352

- (A) (2) Blanks (for future use)
- (B) (1) RJ11 port  
(1) RJ45 port (Category 6)
- (C) (2) AC power ports

**EXPANDED DATA** 62 CON ED 1275 1382

- (A) (4) RJ45 port (Category 6)
- (B) (2) AC power ports
- (C) (2) AC power ports / with 15 amp circuit breaker

**EXPANDED VOICE/DATA** 62 CON 1152 1257

- (A) (2) RJ11 port  
(4) RJ45 port (Category 6)
- (B) (2) AC power ports
- (C) (2) AC power ports / with 15 amp circuit breaker

**BASIC MULTIMEDIA** 62 CON BM 1581 1689

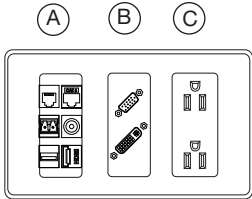
- (A) (1) RJ11 port  
(1) RJ45 port (Category 6)
- (B) (1) 3.5 mm Mini  
(1) VGA Type 15 pin HD
- (C) (2) AC power ports

**ORDERING NOTE:** Enclosure box is only required only when the Connexus™ is not positioned over a base. If an enclosure box is required, please clearly state this requirement on your purchase order and add the **\$288** per Connexus™.

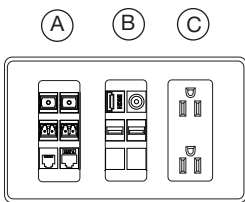
# CONNEXUS™ | PRECONFIGURED STANDARD MODULES

## Standard - 3 GANG

Port Options	Model #	List Price	
		Aluminum	Glass

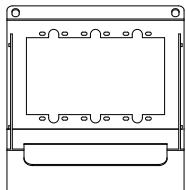


<b>DATA &amp; MULTIMEDIA</b>	62 CON DM	1583	1689
(A)	(1) RJ11 (1) RJ45 (1) Fiber Optic LC Duplex (1) 3.5mm Stereo Mini (1) USB "A" (1) HDMI		
(B)	(1) DVI-I (1) VGA		
(C)	(2) AC power ports		



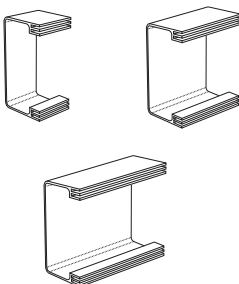
<b>BASIC FIBRE OPTIC &amp; MULTIMEDIA</b>	62 CON BF	1520	1627
(A)	(2) Fibre Optic SC Simplex (2) Fiber Optic LC Duplex (1) RJ11 (1) RJ45		
(B)	(1) HDMI (1) 3.5mm Stereo Mini (2) USB "A" (2) Blanks		
(C)	(2) AC power ports		

**ORDERING NOTE:** Enclosure box is only required only when the Connexus™ is not positioned over a base. If an enclosure box is required, please clearly state this requirement on your purchase order and add the **\$255** per Connexus™.



<b>STANDARD BLANK MODULE</b>	62 CON X1	123
------------------------------	-----------	-----

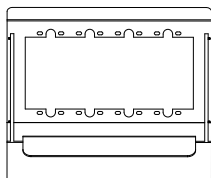
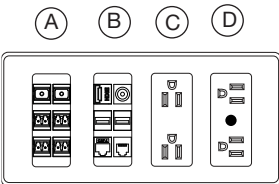
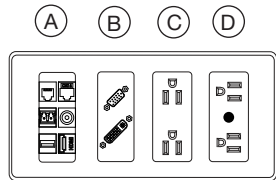
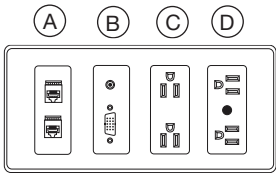
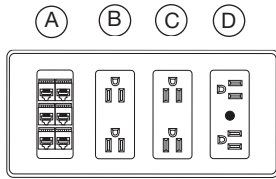
Blank Modules does not include the Connexus™ lid.



<b>DUPLEX OUTLET ENCLOSURE</b>	62 CON OUTBOX-1	47
To be used when adding duplex outlets to existing Connexus™ Modules.	62 CON OUTBOX-2	63
	62 CON OUTBOX-3	79

# CONNEXUS™ | PRECONFIGURED LARGE MODULES

## Large - 4 GANG



Port Options	Model #	List Price	
		Aluminum	Glass

### NETWORK AND POWER CENTRE

62 CON NP

1552

1645

- (A) (6) RJ-45 ports
- (B) (2) AC power ports
- (C) (2) AC power ports
- (D) (2) AC power ports/with 15 amp circuit breaker

### BASIC MULTIMEDIA WITH 2X POWER

62 CON B2

1420

1512

- (A) (1) RJ11 port  
(1) RJ45 port
- (B) (1) 3.5 mm Mini with 2x Power  
(1) VGA type 15 pin HD
- (C) (2) AC power ports
- (D) (2) AC power ports/with 15 amp circuit breaker

### DATA & MULTIMEDIA WITH 2X POWER

62 CON DM2

1859

1949

- (A) (1) RJ11 port  
(1) RJ45 port  
(1) 1 Fiber Optic LC Duplex  
(1) 1 3.5mm Stereo Mini  
(1) 1 USB "A"  
(1) 1 HDMI
- (B) (1) DVI-I  
(1) VGA
- (C) (2) AC power ports
- (D) (2) AC power ports/with 15 amp circuit breaker

### EXPANDED FIBRE OPTIC AND MULTIMEDIA

62 CON EF

1935

2028

- (A) (2) Fibre Optic SC Simplex  
(4) Fiber Optic LC Duplex
- (B) (1) HDMI,  
(1) Stereo 3.5 Mini  
(2) USB "A",  
(1) RJ45  
(1) RJ11
- (C) (2) AC power port
- (D) (2) AC power ports/with 15 amp circuit breaker

### LARGE BLANK MODULE

62 CON X2

141

Blank Modules does not include the Connexus™ lid.

**ORDERING NOTE:** Enclosure box is only required when the Connexus™ is not positioned over a base. If an enclosure box is required, please clearly state this requirement on your purchase order and add the **\$288** per Connexus™.

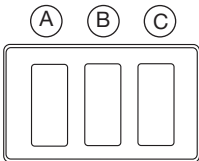
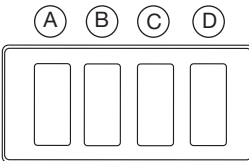
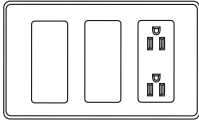
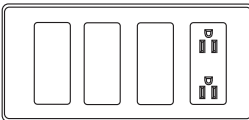
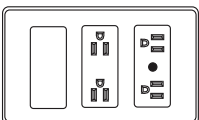
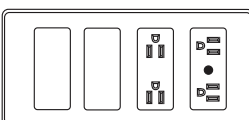
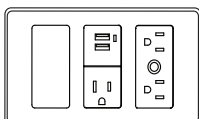
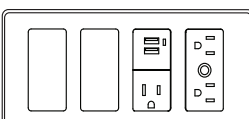
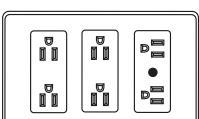
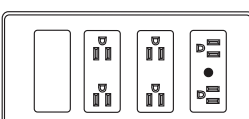

# CONNEXUS™ | CUSTOM CONNEXUS™

Planning a custom Connexus™ unit is easy when following these 6 simple steps.

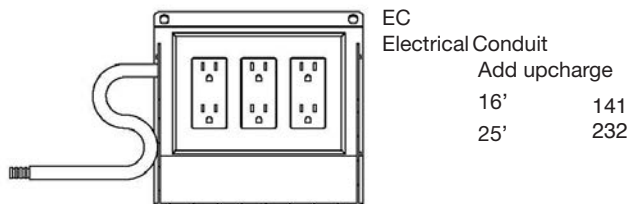
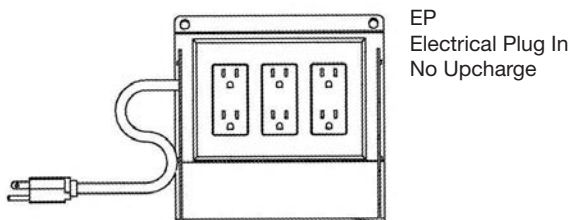
**STEP ONE: Select the quantity of AC power ports or AC power ports with USB Charging (select configurations only) that are required.**

Power modules must always be positioned starting from the right side of the unit. For example, 3 gang Connexus™ can have a power module located in position C with data ports in position A and B, or power can be located in position B and C with data port in position A, or position A,B and C can have all power ports or all data ports. Please note, 4 gang Connexus™ are not available with power ports located in position A.

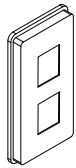
On select configurations shown below, USB charging outlets are available. These charging outlets allow a user to charge most personal electronic devices without the need for any special power adapter or a computer - simply plug in your device with any compatible USB cable. This component has 2 USB charging slots that supply 5V DC at 700mA. Comes with a charging indicator light, as well as a standard 120 volt simplex receptacle on the bottom portion of the component.

Standard Connexus™	List Price	Large Connexus™	List Price
 <p>3 Gang: Data ports only E300 - Standard Data Ports</p>	79	 <p>4 Gang: Data Ports only E400 - Large Data Ports</p>	162
 <p>3 Gang: AC Power Port E31S - Standard Outlet E31U - Standard &amp; Utility Outlets</p>	539 577	 <p>4 Gang: AC Power Port E41S - Large Outlet E41U - Large &amp; Utility Outlets</p>	607 645
 <p>3 Gang: AC Power Port / AC Power Port with 15 amp circuit breaker E32S - Standard Outlet E32U - Standard &amp; Utility Outlet</p>	705 745	 <p>4 Gang: AC Power Port / AC Power Port with 15 amp circuit breaker E42S - Large Outlet E42U - Large &amp; Utility Outlets</p>	793 830
 <p>3 Gang: AC Power Port Simplex with USB Charging/AC Power Port with 15 amp circuit breaker E32SC - Standard Outlet E32UC - Standard &amp; Utility Outlet</p>	938 978	 <p>4 Gang: AC Power Port Simplex with USB Charging/AC Power Port with 15 amp circuit breaker E42SC - Standard Outlet E42UC - Standard &amp; Utility Outlet</p>	1020 1061
 <p>3 Gang: (2) AC Power Port / AC Power Port with 15 amp circuit breaker E33S - Standard Outlet E33U - Standard &amp; Utility Outlet</p>	861 898	 <p>4 Gang: (2) AC Power Port / AC Power Port with 15 amp circuit breaker E43S - Large Outlet E43U - Large &amp; Utility Outlets</p>	845 884
		 <p>4 Gang: (2) AC Power Port Simplex with USB Charging/AC Power Port with 15 amp circuit breaker E43SC - Standard Outlet E43UC - Standard &amp; Utility Outlet</p>	1074 1113

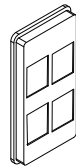
**STEP TWO : There are two cord end options available; Plug In and Conduit.** The standard Plug In option will connect with any standard floor monument power source. The Conduit option is Liguatite® (a steel inner conduit with a PVC overlay) by Anamet, meant for specific hard wiring applications. Units can come in cord lengths of 16' or 25'. Not Applicable if no power is selected.



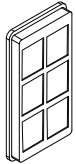
**STEP THREE:** There are two data options available; Plate mounted ports or Snap-in ports. Snap-in ports are available in configurations of two, four or six. Choose the faceplate below that meets your data requirements. If an odd number of Snap-in ports are required, a blank port needs to be selected when the opening is not in use.




M02  
Mounting Plate (2)  
accepts two snap in data ports  
Add \$36 list



M04  
Mounting Plate (4)  
accepts four snap in data ports  
Add \$36 list



M06  
Mounting Plate (6)  
accepts six snap in data ports  
Add \$36 list



M00  
Mounting Plates  
Add \$36 list

**STEP FOUR:** Choose the Plate mounted port or Snap-in ports options for non-powered positions. As an aid, use the chart below to help design and build your Connexus™ to meet the rooms needs. Use the check boxes and list the components on the lines below.

Standard Connexus™

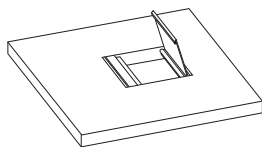
(A)	(B)	(C)
<input type="checkbox"/> POWER	<input type="checkbox"/> POWER/POWER & USB CHARGING	<input type="checkbox"/> POWER
OR	OR	OR
<input type="checkbox"/> PLATE MOUNTED PORT	<input type="checkbox"/> PLATE MOUNTED PORT	<input type="checkbox"/> PLATE MOUNTED PORT
OR	OR	OR
<input type="checkbox"/> SNAP-IN PORTS	<input type="checkbox"/> SNAP-IN PORTS	<input type="checkbox"/> SNAP-IN PORTS
_____	_____	_____
_____	_____	_____
_____	_____	_____

Large Connexus™

(A)	(B)	(C)	(D)
<input type="checkbox"/> POWER	<input type="checkbox"/> POWER/POWER & USB CHARGING	<input type="checkbox"/> POWER/POWER & USB CHARGING	<input type="checkbox"/> POWER
OR	OR	OR	OR
<input type="checkbox"/> PLATE MOUNTED PORT	<input type="checkbox"/> PLATE MOUNTED PORT	<input type="checkbox"/> PLATE MOUNTED PORT	<input type="checkbox"/> PLATE MOUNTED PORT
OR	OR	OR	OR
<input type="checkbox"/> SNAP-IN PORTS	<input type="checkbox"/> SNAP-IN PORTS	<input type="checkbox"/> SNAP-IN PORTS	<input type="checkbox"/> SNAP-IN PORTS
_____	_____	_____	_____
_____	_____	_____	_____
_____	_____	_____	_____

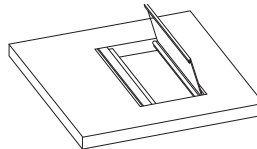
**STEP FIVE:** Select the Connexus™ Cover (Aluminum or Glass)

Standard Connexus™



3 GANG  
3CCA Aluminum \$361 list  
3CFG Glass \$446 list  
3C00 No Lid

Large Connexus™



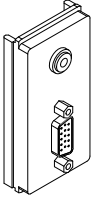
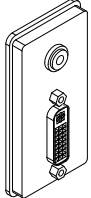
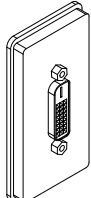
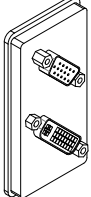
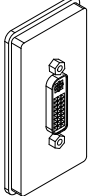
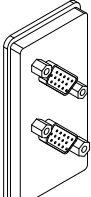
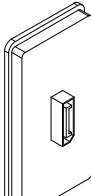
4 GANG  
4CCA Aluminum \$373 list  
4CFG Glass \$460 list  
4C00 No Lid

**STEP SIX:** Enclosure box is only required only when the Connexus™ is not positioned over a base. If an enclosure box is required, please clearly state this requirement on your order and add the **\$288** per Connexus™.

**STEP SEVEN:** Calculate the total list price for the custom Connexus™ by adding the following prices:

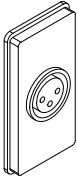
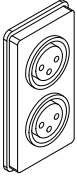
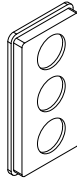
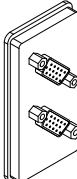
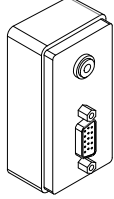
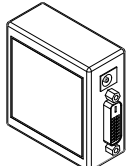
- Connexus™ Box with required AC Power Ports
- Faceplate (Snap-in Ports Only)
- Snap-In Ports or Plate Mounted Data Ports
- Enclosure Box (if required)
- Connexus™ Lid (Aluminum or Glass)

# CONNEXUS™ | PORT OPTIONS

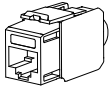


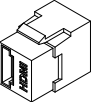



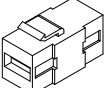
PLATE MOUNTED PORTS	Reference Code	Description	List Price
	P01	<b>VGA &amp; 3.5 STEREO MINI</b> - Use for VGA (DB15) connections and for 3.5mm stereo connections. Connector is a female input with screw terminal output (back side of Console interface).	137
	P02	<b>DVI-I DUAL (DIGITAL/ANALOG) &amp; 3.5 STEREO MINI</b> - Use for DVI Integrated - Digital and Analog connections and for 3.5mm stereo connection. The DVI connector is a Dual Link. DVI-I connector is a female-to-female pass through and the 3.5 Mini is a female input with screw terminal output (back side of Console interface).	202
	P03	<b>DVI-D DUAL (DIGITAL)</b> - Use for DVI-D Digital only connection. The connector is a Dual Link. Connector is a female-to-female pass through.	131
	P04	<b>DVI-I DUAL (DIGITAL/ANALOG) &amp; VGA</b> - Use for DVI Integrated - Digital and Analog and for VGA (DB15) connections. The DVI connector is a Dual Link. Both connectors are female-to-female pass through.	259
	P05	<b>DVI-I DUAL (DIGITAL/ANALOG)</b> - Use for DVI Integrated - Digital and Analog connections. DVI connector is a Dual Link. Connector is a female-to-female pass through.	165
	P06	<b>VGA-2</b> - Use for two VGA (DB15) connections. Both connectors are female-to-female pass through.	160
	P07	<b>DISPLAYPORT</b> - Use for DisplayPort connection. This connector is primarily used to connect a video source to a display device and also carries audio signals, Connector is a female input to a 3' corded output (back side of Console interface) with a male Display Port termination.	160

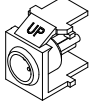
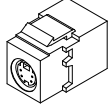
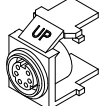
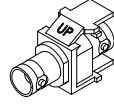

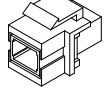
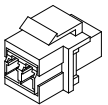
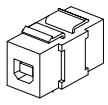
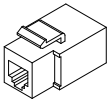
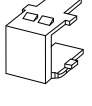


# CONNEXUS™ | PORT OPTIONS

PLATE MOUNTED PORTS	Reference Code	Description	List Price
	<b>P08</b>	<b>MICROPHONE XLR STANDARD</b> - Use for standard size XLR microphone connection. Connector is a female input with a 3 pin screw terminal output (back side of Console interface).	218
	<b>P09</b>	<b>MICROPHONE STANDARD XLR -2</b> - Use for two standard size XLR microphone connections. Each connector is a female input with a 3 pin screw terminal output (back side of Console interface).	318
	<b>P10</b>	<b>3 HOLE CABLE PASS THROUGH</b> - Use for running loose cables from the under side of the table up into the Console interface cavity. Often used with running wires for PolyCom™ devices.	52
	<b>P11</b>	<b>VGA-to-BNCx2</b> - Use for two VGA (DB15) connections that are input female pass through and are terminated on the output (back side of Console interface) with 5 BNC female pigtail connections, for each VGA connector.	517
	<b>P12</b>	<b>INPUT VGA &amp; 3.5 Stereo (POWERED)</b> - VGA + Audio Line Driver designed for VGA (DB15) connections and for 3.5mm stereo connections. This unit provides a method of transmitting signals to a remote display and audio receiver or amplifier. VGA connector is a female input and comes with cabling for either VGA output, or 5 BNC output and the 3.5 Mini is a female input with screw terminal output (back side of Console interface). A 9 volt DC 500mA power supply is required to power this unit.	1264
PORT ACCESSORIES	Reference Code	Description	List Price
	<b>DVIR</b>	<b>DVI-REPEATER</b> - Is a cable equalizer that automatically compensates for long DVI cable runs. This unit extends the cableable cable distance up to 130ft depending on the quality of the cable and the resolution of the video signal. Additionally, it is capable of extending dual link signals allowing for much greater resolutions and refresh rates. This unit comes with a power supply and is generally mounted underneath a table.	997

# CONNEXUS™ | PORT OPTIONS

SNAP IN PORTS	Reference Code	Description	List Price
	<b>S01W</b> <b>S01B</b> <b>S01R</b>	<b>RJ-45</b> - Category 6 data connection. This connector is also downwards compatible with Category 5 cabling. Connector is a female input with a #110 punch-down terminal block output (back side of Console interface) for on-site hard wire connection.  RJ45-CAT6 (White) RJ45-CAT6 (Blue) RJ45-CAT6 (Red)	45
	<b>S02W</b> <b>S02B</b> <b>S02G</b> <b>S02R</b> <b>S02Y</b>	<b>RJ11</b> - Telephone type connection. Connector is a female input with a #110 punch-down terminal block output (back side of Console interface) for on-site hard wire connection.  RJ11 (White) RJ11-B (Black) RJ11-G (Green) RJ11-R (Red) RJ11-Y (Yellow)	31
	<b>S03</b>	<b>3.5 STEREO MINI</b> - 3.5mm stereo connection. Connector is a female input with screw terminal output (back side of Console interface).	88
	<b>S04</b>	<b>HDMI</b> - High Definition Multimedia Interface connection. Connector carries both HD audio and video data. Connector is a female-to-female pass through.	165
	<b>S05</b>	<b>RCA-LEFT</b> - RCA left audio channel connection. Color coded with black. Connector is a female-to-female pass through.	37
	<b>S06</b>	<b>RCA-RIGHT</b> -RCA right audio channel connection. Color coded with red. Connector is a female-to-female pass through.	37
	<b>S07</b>	<b>RCA- VIDEO</b> - RCA video channel connection. Color coded with yellow. Connector is a female-to-female pass through.	37
	<b>S08</b>	<b>USB-A</b> - Full size USB "A" style connection. Connector is a female-to-female pass through.	59

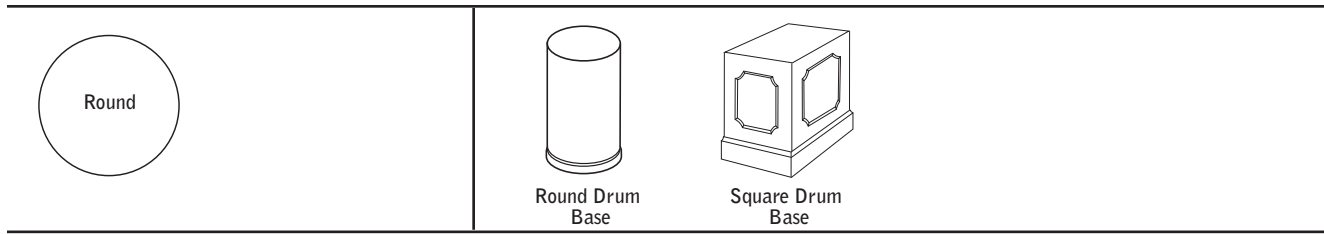
SNAP IN PORTS	Reference Code	Description	List Price
	<b>S09</b>	<b>3 PIN MINI XLR</b> - 3 Pin Mini XLR microphone connection. Connector is a female input to a 6' corded output (back side of Console interface) with a 3 Pin Mini XLR male termination.	704
	<b>S10</b>	<b>S-VIDEO</b> - S-Video connection. Connector is a female-to-female pass through.	65
	<b>S11</b>	<b>PS/2 (6 PIN MINI DIN)</b> - PS/2 (mouse, keyboard, other input devices) connections. Connector is a female-to-female pass through.	81
	<b>S12</b>	<b>BNC</b> - BNC style data connection for use with co-axial cable. Connector is a female-to-female pass through.	45
	<b>S13</b>	<b>F-TYPE</b> - F-Type (DSL, Cable) connections, generally for high speed Internet or video applications. Connector is a female-to-female threaded pass through.	37
	<b>S14</b>	<b>FIBER OPTIC SC</b> - Fibre Optic SC Simplex connection. Connector is a female-to-female pass through. Please note that two of these connectors are required to complete the data transmissions to and from the source and destination units.	45
	<b>S15</b>	<b>FIBER OPTIC LC</b> - Fibre Optic LC Duplex connection. Connector is a female-to-female pass through. One connector only is required to complete the data transmissions to and from source and destination units.	88
	<b>S16</b>	<b>USB-B</b> - USB "B" type connection. Connector is a female "B" input to a female "A" output (back side of Console interface). This connector is reversible.	131
	<b>S17</b>	<b>RJ12 (White)</b> - RJ12 style PolyCom™ connection. Connector is a female input with a 6' corded output (back side) of Console interface) with a male RJ12 termination.	281
	<b>S00</b>	<b>BLANK COVER</b> - Blank covers are required when port is not in use.	16

**NOTE:** Up to 6 snap-in data ports can be ordered for open data positions. Snap-in adaptors can accept 2, 4 or 6 snap-in data ports. Please order a blank port when an odd number of snap-in ports are specified.

# STRATFORD | CONNEXUS™ LOCATIONS CHARTS

## TOP STYLES

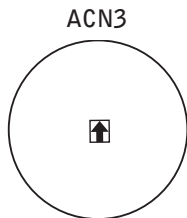
## BASE STYLES



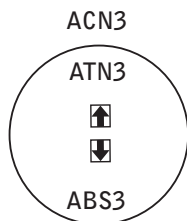
The Connexus™ Locations diagrams below show the available Connexus™ locations for only the top and base configurations shown above. Please note that the maximum allowable Connexus™ modules per top are shown, and tops may be specified with fewer modules. Each Connexus™ module has a code to represent its location on the table surface. To specify a Connexus™ module in a particular location, please use the code listed above it. For information on Connexus™ modules please see page 201.

Note: One Connexus™ module is available where two modules are shown. Please refer to location code above the drawing for single center location in which case the Connexus™ unit will face West if on the left end of the top, and East if on the right end of the top.

For large Connexus™ units please replace “3” in location code with “4”. Please see conditions at bottom of page.



Represents 42”, 48” and 54” top locations




Represents 60” top location


Connexus™ is not available on 36” square or round tops.

18” Drum bases will accommodate single standard Connexus™ units only.

24” Drum bases will accommodate single standard or large Connexus™ units only.

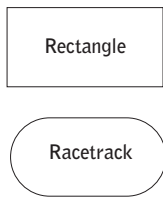
30” Drum bases will accommodate single or double standard or large Connexus™ units.

 REPRESENTS MODULES THAT WHEN OPENED FACE THE ENDS OF THE TABLE

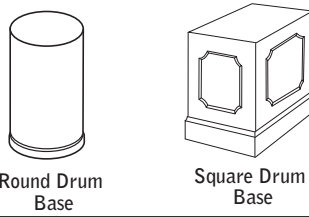
 REPRESENTS MODULES THAT WHEN OPENED FACE THE SIDES OF THE TABLE

# STRATFORD | CONNEXUS™ LOCATIONS CHARTS

## TOP STYLES

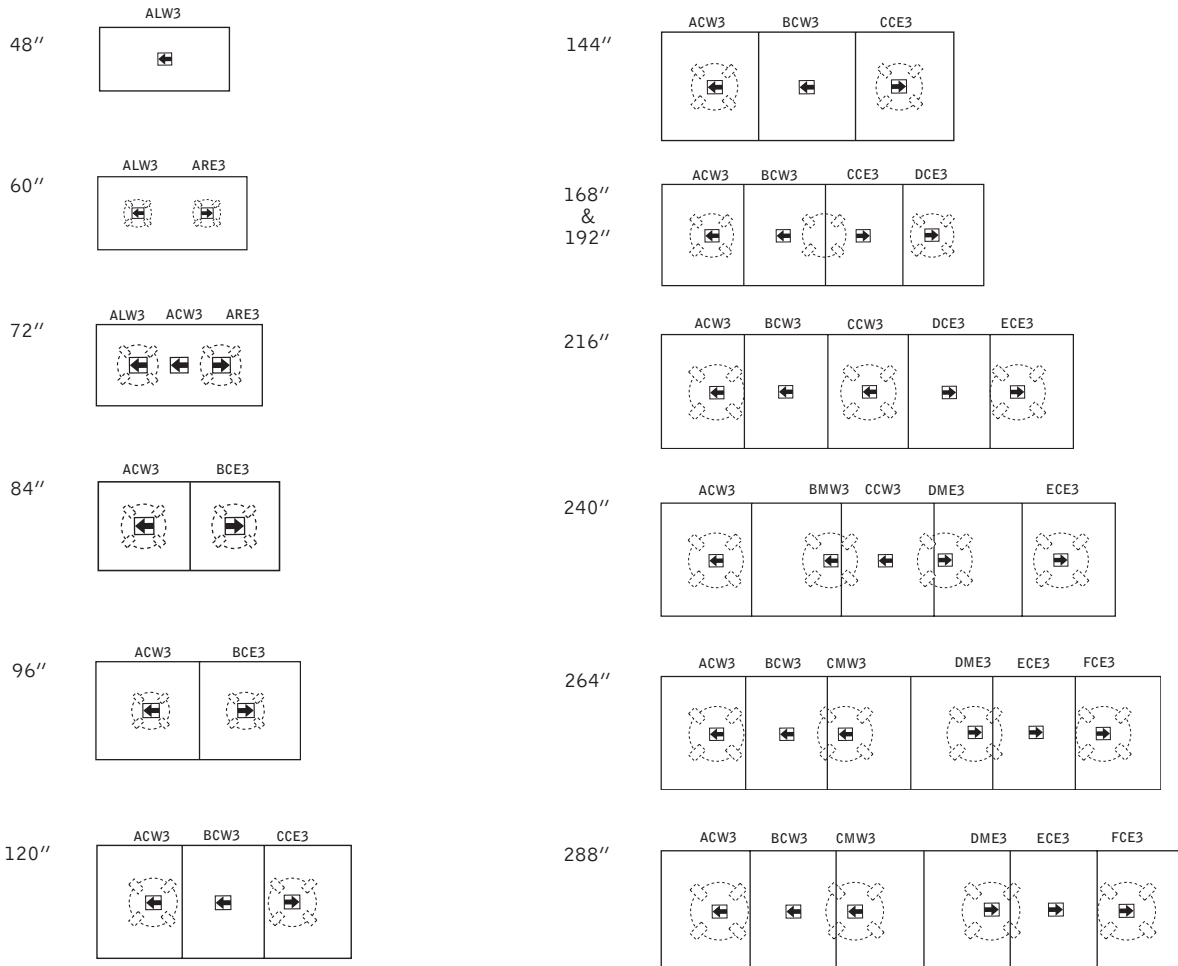


## BASE STYLES



The Connexus™ Locations diagrams below show the available Connexus™ locations for only the top and base configurations shown above. Please note that the maximum allowable Connexus™ modules per top are shown, and tops may be specified with fewer modules. Each Connexus™ module has a code to represent its location on the table surface. To specify a Connexus™ module in a particular location, please use the code listed above it. For information on Connexus™ modules please see page 201.

Note: One Connexus™ module is available where two modules are shown. Please refer to location code above the drawing for single center location in which case the Connexus™ unit will face West if on the left end of the top, and East if on the right end of the top. For large Connexus™ units please replace “3” in location code with “4”. Please see conditions at bottom of page.



18" Drum bases will accommodate single standard Connexus™ units only.

24" Drum bases will accommodate single standard or large Connexus™ units only.

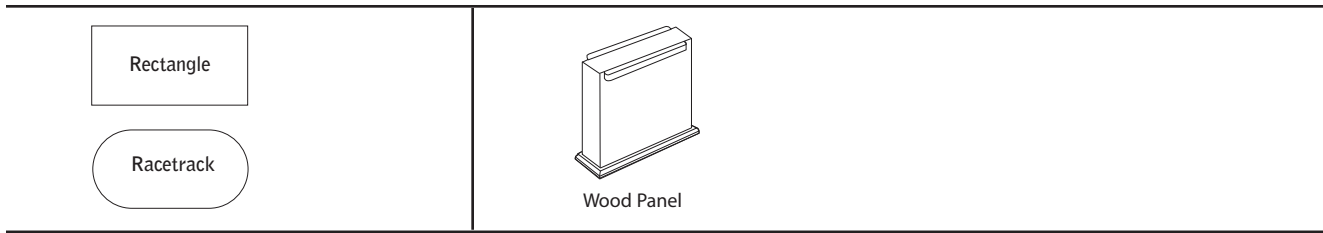
REPRESENTS MODULES THAT WHEN OPENED FACE THE ENDS OF THE TABLE

REPRESENTS MODULES THAT WHEN OPENED FACE THE SIDES OF THE TABLE

# STRATFORD | CONNEXUS™ LOCATIONS CHARTS

TOP STYLES

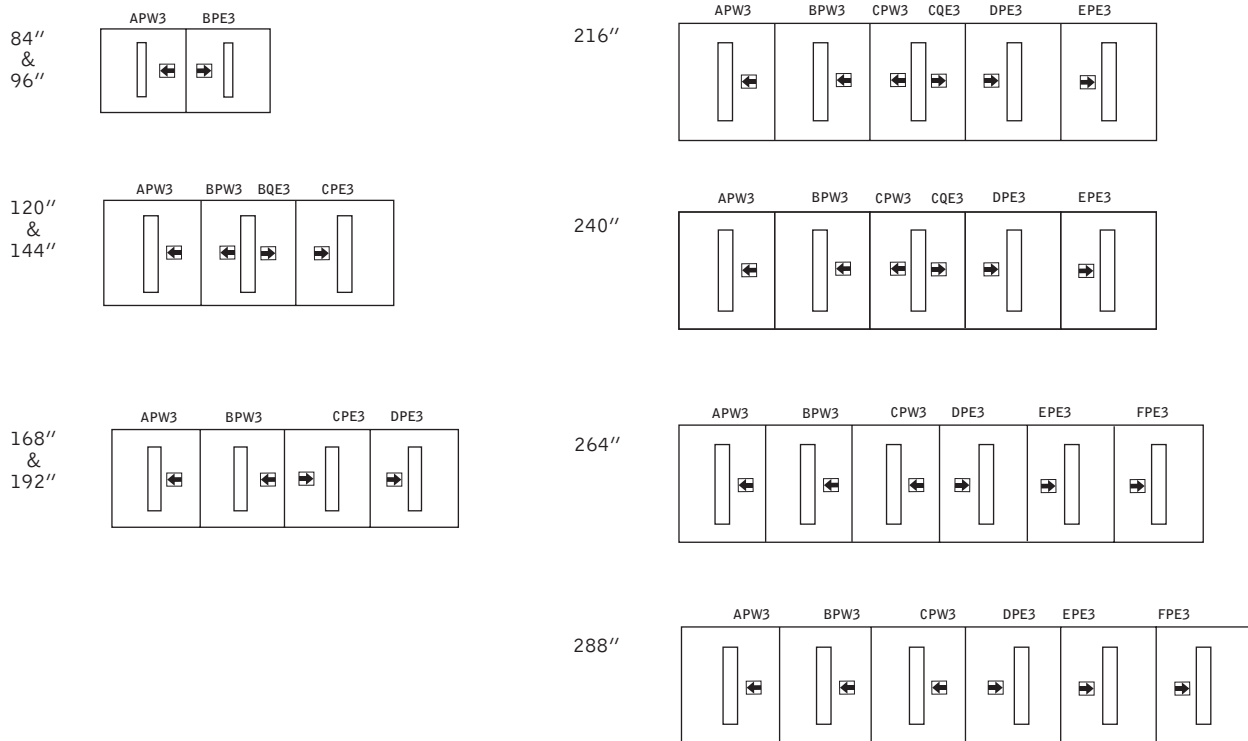
BASE STYLES





The Connexus™ Locations diagrams below show the available Connexus™ locations for only the top and base configurations shown above. Please note that the maximum allowable Connexus™ modules per top are shown, and tops may be specified with fewer modules. Each Connexus™ module has a code to represent its location on the table surface. To specify a Connexus™ module in a particular location, please use the code listed above it. For information on Connexus™ modules please see page 201.

Note: One Connexus™ module is available where two modules are shown. Please refer to location code above the drawing for single center location in which case the Connexus™ unit will face West if on the left end of the top, and East if on the right end of the top.

For large Connexus™ units please replace “3” in location code with “4”.



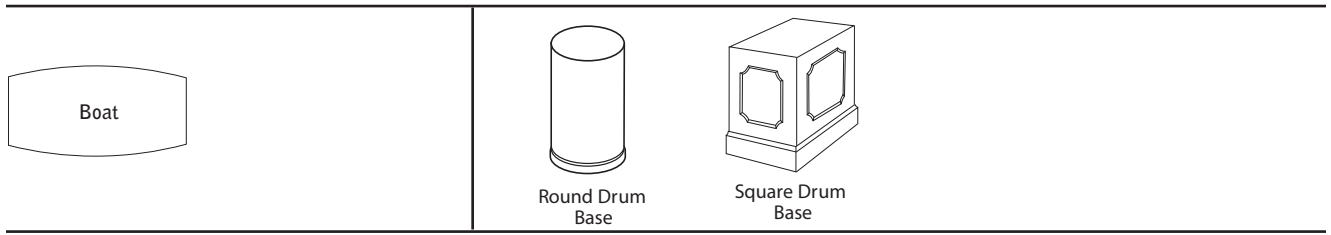
 REPRESENTS MODULES THAT WHEN OPENED FACE THE ENDS OF THE TABLE

 REPRESENTS MODULES THAT WHEN OPENED FACE THE SIDES OF THE TABLE

# STRATFORD | CONNEXUS™ LOCATIONS CHARTS

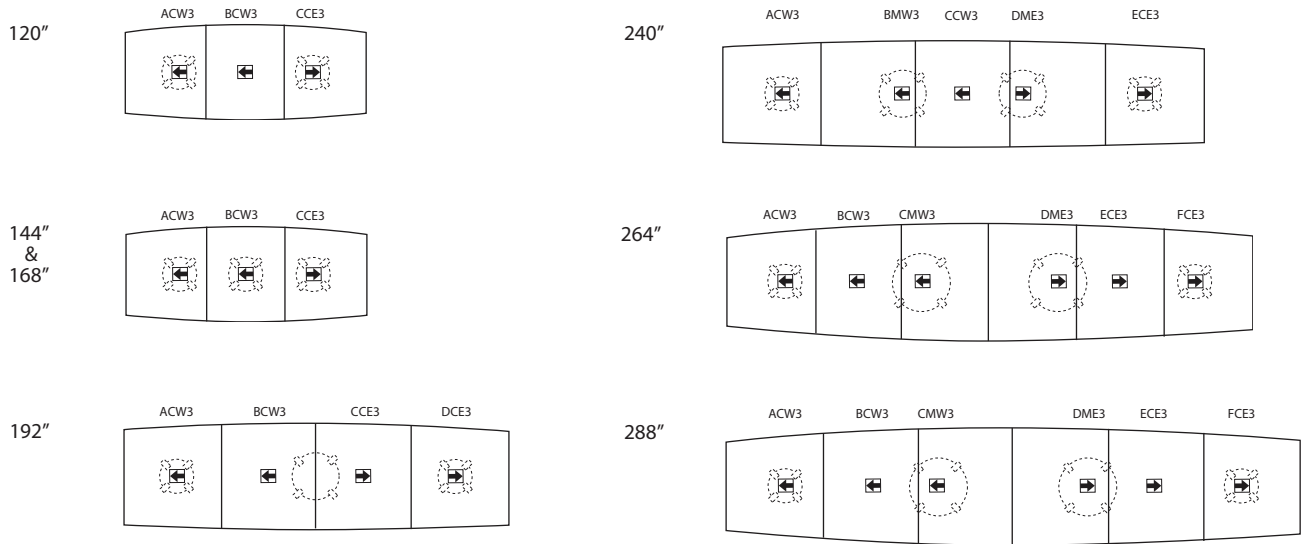
## TOP STYLES

## BASE STYLES



The Connexus™ Locations diagrams below show the available Connexus™ locations for only the top and base configurations shown above. Please note that the maximum allowable Connexus™ modules per top are shown, and tops may be specified with fewer modules. Each Connexus™ module has a code to represent its location on the table surface. To specify a Connexus™ module in a particular location, please use the code listed above it. For information on Connexus™ modules please see page 201.

Note: One Connexus™ module is available where two modules are shown. Please refer to location code above the drawing for single center location in which case the Connexus™ unit will face West if on the left end of the top, and East if on the right end of the top. For large Connexus™ units please replace “3” in location code with “4”. Please see conditions at bottom of page.



18" Drum bases will accommodate single standard Connexus™ units only.  
 24" Drum bases will accommodate single standard or large Connexus™ units only.

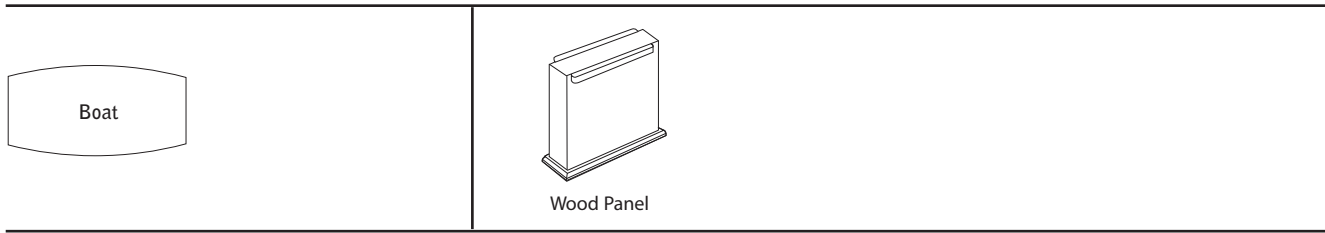
REPRESENTS MODULES THAT WHEN OPENED FACE THE ENDS OF THE TABLE

REPRESENTS MODULES THAT WHEN OPENED FACE THE SIDES OF THE TABLE

# STRATFORD | CONNEXUS™ LOCATIONS CHARTS

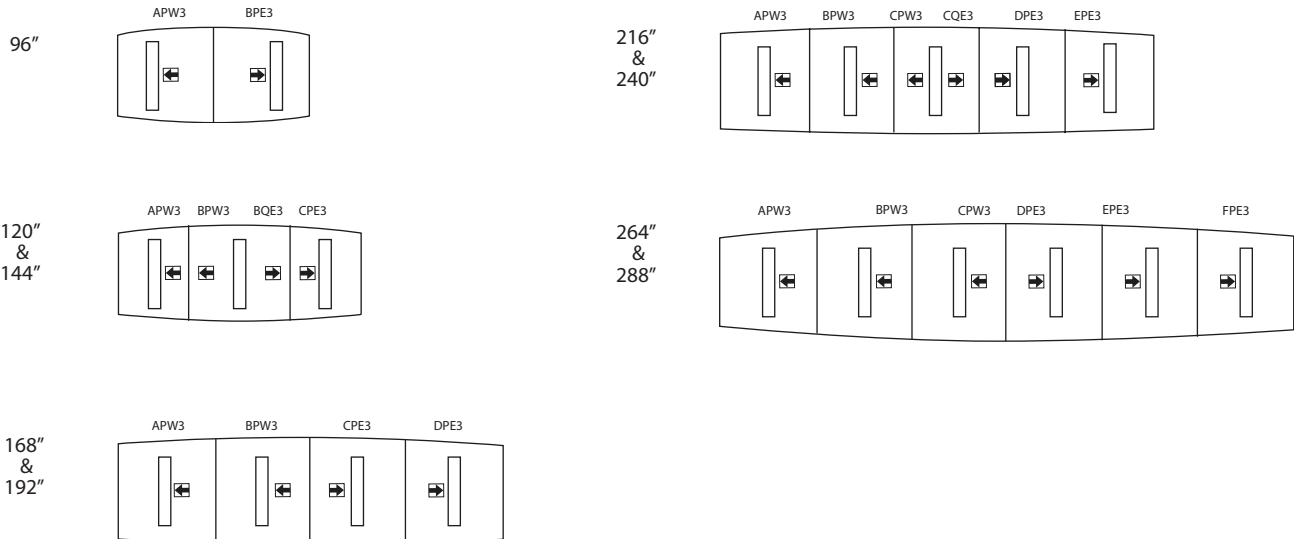
## TOP STYLES


## BASE STYLES




The Connexus™ Locations diagrams below show the available Connexus™ locations for only the top and base configurations shown above. Please note that the maximum allowable Connexus™ modules per top are shown, and tops may be specified with fewer modules. Each Connexus™ module has a code to represent its location on the table surface. To specify a Connexus™ module in a particular location, please use the code listed above it. For information on Connexus™ modules please see page 201.

Note: One Connexus™ module is available where two modules are shown. Please refer to location code above the drawing for single center location in which case the Connexus™ unit will face West if on the left end of the top, and East if on the right end of the top. For large Connexus™ units please replace “3” in location code with “4”.

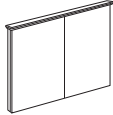


 REPRESENTS MODULES THAT WHEN OPENED FACE THE ENDS OF THE TABLE

 REPRESENTS MODULES THAT WHEN OPENED FACE THE SIDES OF THE TABLE




Description	Model	Cherry Walnut	W	D	H	Shipping Weight	Cubes
Visual board	98VB-4848	3325	48	48	-	43	10



The visual board includes a standard tackboard in a grade 1 fabric or optional cork surface. Visual boards also include a flip chart, and four dry erase markers. An optional pull down screen is also available at **\$212 list**.

Buffet	98BU722036	6164	72.25	19.75	36	380	55
	98BU722436	6672	72.25	23.75	36	390	60

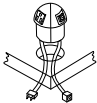


**STRATFORD | POWER MANAGEMENT**

Description	Model	Price	L	w	H	Shipping Weight	Cubes
Wire management cover	68WM-72	150	72	2.5	1	-	-
	68WM-4	52	3.4	1.75	-	-	-

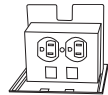


Power pod	68PP-1	423	3.2Dia.	3.5	-	-	-
-----------	--------	-----	---------	-----	---	---	---



Power pod includes two power ports and two communication ports with RJ45 couplers as a standard. Unit may also be ordered with 4 power ports or with RJ11 couplers. Please specify at time of order.

**Power box**  
Power boxes may be specified for use over round and square drum bases only. 18" bases accommodate boxes with ports facing the ends of the table. 24" and 30" bases house two power boxes in a back to back configuration with ports facing the sides of the table.



- Power boxes include:
- 2 power outlets
  - 1 RJ-11 phone line coupler
  - 1 RJ-45 data coupler
  - 1 six foot 14/3 power cord

Please see charts (page 198) for standard power box locations and their respective upcharges. For more information on selecting base sizes for tops see base requirements charts on page 197. To order tops with power boxes, please indicate clearly on purchase order.

**ORDERING PROCEDURE**

To order, please specify the following:

- 1) Krug product model number
- 2) Wood species and finish

**STANDARD FINISHES**

For a complete list of standard finishes please see page 347.

**POWER BOXES**

See page 198 for information on conferencing power boxes.

# GENERAL INFORMATION

## Terms and Conditions

Net 30 days on approved credit. A late payment charge of 1% per month will be applied on overdue invoices. This charge will be pro-rated to the number of days past 30 days that the invoice is overdue. All applicable sales taxes are extra. Distribution of this price list does not in itself constitute an offer to sell. Orders can be received only from authorized Krug dealers. Acceptance of any order and terms of sale may be established at the discretion of Krug. Deposits are required on orders received from new accounts as well as on large or special orders. Krug reserves the right to discontinue designs, or to change designs, construction, prices, or materials without notice.

## Contact Information

Phone: 1.888.578.KRUG (5784) | Fax: 1.519.748.5177  
Purchase Order Fax: 1.888.236.4783  
Purchase Order E-mail: orders@krug.ca  
Web: www.krug.ca E-mail: solutions@krug.ca

## Customer Service Hours

Please note customer service hours are:  
8:30 am to 5:00 pm est

## Customer Satisfaction

It is the primary goal of Krug and our staff to ensure the complete satisfaction of our customers with our products and performance. If a problem arises with a Krug product after the expiration of the limited warranty period, Krug will exercise its best efforts to achieve the satisfaction of the customer in a manner that is fair to all concerned.

## Order Acknowledgments

Each order will be acknowledged via e-mail or fax. This acknowledgment is the final agreement between Krug and the customer, superseding all previous communications regarding the purchase order. Where there is a discrepancy on a purchase order between a product code and a description, Krug will make every effort to resolve the discrepancy, but will be ruled by the product code ordered. Please check all acknowledgments for accuracy, and advise Krug of any discrepancies with a purchase order.

## Order Cancellation

Krug reserves the right to not accept or allow cancellation of orders. All products are manufactured on a custom-made, make-to-order basis, and the purchasing, engineering and production of orders begins shortly after order placement - and the customer purchase order is a contract that authorizes Krug to manufacture the products. Acceptance of order cancellation (or partial cancellation) is solely at the discretion of Krug, and is dependent on the extent to which engineering, purchasing and manufacturing has been initiated by the time cancellation is requested. No order cancellations (partial or otherwise) are allowable more than 4 weeks from date of order placement (as order production is unable to be terminated by that point), and full payment of the acknowledged order value is required for any orders cancelled after 4 weeks. Cancellations may be allowable in less than 4 weeks after order placement, depending on the extent to which manufacturing has been initiated. An acceptance of order cancellation requires that the purchaser agrees to make payment for all costs incurred to the point of acceptance of cancellation. Cancellation charges include all costs for purchase of dedicated material and components, engineering costs for non-standard products, and all costs for manufacturing completed to that point, as well as a \$367 net charge for processing of the original order and for processing of cancellation invoicing.

## Pricing

Krug endeavors to ensure that all prices in this price list reflect accurately our current prices. However, errors do occur and will be rectified through notices to the field. Krug reserves the right to acknowledge pricing that may be different from the price list.

## Storage Charges

Krug reserves the right to assess a nominal storage charge if a customer does not accept shipment of an order within a week of the ship date.

## Warranty

Krug warrants the construction and the finish of all our products to be free from defects in materials and workmanship for a period of 10 years from the date of purchase. This warranty is applicable to products in use by their original purchaser. This warranty does not apply to components not manufactured by Krug including textiles, which are subject to the specific warranties of those manufacturers, if any. Textiles (fabric, leather, vinyl, or any other covering material) suppliers do not guarantee their products for durability and color fastness, and nor does Krug. Casters, mechanical and electrical components have a warranty of five years from the date of purchase. The Krug warranty does not apply to COM-specified materials, damage caused by a carrier other than Krug, or variation in wood finishes due to natural wood color variation. Krug cannot be held responsible for variations in fabric dye lots from order to order. All fabric is carefully inspected when it is received, but a degree of variation in color should be expected. Repairs or replacement of any defect covered under this warranty by Krug will be made, at our option and method, at no charge to the original purchaser during the warranty period. Krug's judgement is final and binding with respect to the nature or cause of defects or damage, and the necessity or manner of repair or replacement.

This warranty does not apply to defects or damage resulting from:

- normal wear and tear occurring with the use of the product
- negligence, misuse, excessive use, alteration, improper cleaning or repair
- substitution or use of incorrect or unauthorized components or material
- handling or installation that is incorrect, or that causes damage or defect
- damage incurred by a freight carrier other than Krug
- wearing of finishes and fabrics, and normal variations in materials (including dye lot variations)
- properties of natural materials, including wood and leather
- exposure to environments with uncontrolled temperature and humidity (products must be transported, stored and used in climate-controlled conditions)

## Export Packaging

Krug is pleased to provide the option for export packaging on all our products, to provide additional protection from damage. For shipments overseas, a quote for export packaging can be provided, based on the products to be ordered and the delivery destination - please contact Customer Service or Bids & Specification Support for more information and a quotation. KRUG is not responsible for shipment damage occurring on overseas shipments

Export Packaging is STRONGLY RECOMMENDED for:

- (A) all shipments outside of the lower 48 states and Canada.
- (B) all shipments that will be held in storage for an extended period prior to installation.

**Important:** Please note that Krug will not be responsible for damage claims on product shipped or stored in the above conditions but where export packaging has not been utilized.

## Dimensions

Dimensions are in inches and approximate, and subject to change without notice. Contact Customer Service if dimensions are critical.

## Installation Support

For assistance please contact Technical Support at 1-888-578-5784 x216 or e-mail [installationhelp@krug.ca](mailto:installationhelp@krug.ca) and you will be directed to the appropriate installation support person.

## Custom Capabilities

Over 15% of our orders involve some type of custom work, and we invite our customers to make use of our extensive capabilities. These include:

- 1) Dimensional customization of standard size products
- 2) Custom wood finishes
- 3) For larger orders, completely custom-designed products, as well as non-standard wood species can be specified.

Custom orders may require additional production lead times. Contact Customer Service for more information.

## Freight Terms and Conditions

1. All product is shipped FOB the Krug factory. Freight is either pre-paid to the destination or not pre-paid, depending on established customer specific freight terms.
2. Docks at the selected delivery location must be equipped to handle a 53' trailer. If a dock is inadequate for delivery by Krug, Krug will re-deliver to another local location and any additional costs will be charged to the customer.
3. For all deliveries, it is understood that Krug or its agent is making a dock delivery only (equipped to handle a 53' trailer), and any further work of truck unloading, delivery beyond the dock, installation, and removal of packaging is not authorized or paid for by Krug.
4. Drop shipments to the installation site, and timed deliveries, are available on larger shipments (full truckloads or slightly less) at no additional charge. Drop shipments or timed deliveries for smaller shipments may not be available, or if available will require a surcharge. Deliveries on an after hours basis, or on weekends, or any other special requirements, may be subject to a surcharge. Location and contact information, and the requested time of delivery, is required at least one week prior to the acknowledged shipment date. If this information is not provided one week in advance, or if the location or time of the drop shipment is changed less than one week in advance, a surcharge may be applied, and/or the drop shipment may not be scheduled. For deliveries requested Monday to Thursday after 5:00 pm, please apply a surcharge of \$262/shipment. For deliveries requested Monday to Friday before 7:00 am, please apply a surcharge of \$262/shipment. For deliveries requested Friday (after 3:00 pm) or weekends, please apply a surcharge of \$525/shipment. (local times).
5. For all deliveries - whether to the Customer location or drop shipment - any circumstances that result in the delay of our carrier (including unsuitable receiving facilities, or facilities not open or available), service charges will be applied at the rate of \$78/hour. Where re-delivery is necessary because of these circumstances, the full cost of re-delivery will be charged. If Less Than Truck Load is delivering, one hour is allocated to unload. Any additional time required to unload after the first hour is \$78/hour. If a Truck Load is delivering the order, three hours is allocated to unload. Any additional time required to unload is \$78/hour. Direct deliveries to site for large orders are possible, (must exceed \$60,000 net), and accommodate 48 - 53' trailers. Krug is responsible for delivery to the approved delivery address. If an address change is required, this must be authorized by Krug 5 business days prior to ship date. Any additional delivery costs incurred after this time will be charged to the customer.

## Product Strength and Durability Testing

All Krug Conference products meet or exceed the testing requirements of ANSI/BIFMA X5.5-2014 or X5.9-2012.



## Damaged Shipments

All Krug product is well engineered, carefully inspected, and expertly loaded onto our trucks at our Distribution Center. If you receive any damaged freight, we ask that you do not refuse the shipment. Krug is not responsible for damage to goods that occurs in transit or storage. It is the purchaser and/or receiver's responsibility to examine the goods upon receipt and to notify Krug of any damages, overages or shortages. Any discrepancies should be noted on the Bill of Lading. The delivering carrier will not accept responsibility for shortages or damages if signed "clear". Notification of concealed damage claims must be made to Krug Distribution within 5 days of delivery, along with digital pictures if available. All product and packaging must be available for inspection. Krug liability ceases after 5 business days and Krug will not be responsible for concealed damages if shipments are left unopened. Krug is not responsible for the condition of product that is stored or installed in an environment where temperature and humidity are not controlled.

## Field Product Report Authorization

Krug's written authorization, in the form of an FPR number, must be obtained prior to incurring charges of any kind if Krug is expected to pay these charges. This includes authorization for returns, field repairs and replacements, post field repairs, installation and delivery charges. Krug reserves the right to have its representative inspect product related to any request for such authorizations, prior to that authorization being provided. Deductions from invoices paid for any charges to Krug, without prior written authorization in the form of an FPR, will not be accepted. Digital photographs may be required to complete the FPR process.

## Care and Maintenance

**Wood Finishes** - Although Krug's extensive finishing process ensures a durable finish on all our products, there are several steps that can be taken to protect and prolong the life and beauty of the finish. Protect the top by placing felt pads on the bottom of any accessories and mechanical equipment. Rubber and oil will permanently mark surfaces. Use a desk pad to prevent possible damage and imprinting caused by writing instruments and sharp objects. Dust only with a clean, dry cloth, going with the grain. Clean any marks with a damp cloth, using a small quantity of mild soap or detergent. Do not use any wax-based polish, spray or silicone. Eventually, a film will build up and discolor the top. Do not place your furniture in a position of permanent exposure to direct sunlight.

**Plastic Laminates** - Clean plastic laminates with mild soap and warm water. Do not use steel wool, hot water, or any abrasive cleaning product.

## Krug Panel Fabric Program

Tackboards can be upholstered in COM material supplied by the customer, and in a selection of stocked tackboard fabrics supplied by Momentum. The Momentum Panel fabrics are available on Krug Express. They are 100% polyester. For additional information and color selections, please refer to our Panel Fabrics card and Krug's website. [www.krug.ca](http://www.krug.ca) PRODUCTS / FABRICS / PANEL  
The Momentum panel fabrics pass ASTM-E84-87 Fire Codes.  
If memo samples are required please call Momentum at 1-800-366-6839.



## PROGRAM DETAILS

*KrugExpress* orders are ready to ship by the date acknowledged. Delivery and shipping schedules may result in actual shipping of orders at a later date. Statutory holidays and scheduled factory vacations may add to acknowledged lead times of *KrugExpress* orders. Unless otherwise specified on the order, the customer's standard method of shipping Krug products will be utilized.

Available factory capacity for *KrugExpress* is filled by orders received on a "first come, first serve" basis. If the normal *KrugExpress* lead time is not available for your order because available capacity has been filled, you will be immediately advised of the earliest available ready-to-ship date. Please consult your Customer Service representative in advance if you wish to confirm the specific lead time availability for a *KrugExpress* order.

Orders must be received by midnight of a given day for that day to be considered the official day the order is received. Order lead times are acknowledged from the date the order is received, but not including the date the order is received.

*KrugExpress* orders must be "clean" when received in order to be considered officially received on a given day, and lead times will be acknowledged from the date orders are determined to be "clean".

Changes to *KrugExpress* orders are not allowed under any circumstances. Orders for product on *KrugExpress* must clearly state: "*KrugExpress*".

# WOOD FINISHES AND LAMINATES

## Standard Wood Finishes:

(See product pages for individual species availability)

SPECIES	FINISH
Cherry	Light Cherry
	Natural Cherry
	American Cherry
	Medium Cherry
	Standard Cherry
	Imperial Cherry
	Appalachian Cherry
	Sable Cherry
Maple	Clear Maple
	Honey Maple
	Wheat Maple
Oak	Light Oak
	SilverGrey on Oak
	Harvest Oak
	Mahogany Oak
	Medium Cherry on Oak
	Mellow Oak
	Walnut on Oak
Espresso on Oak	
Walnut	Natural Walnut
	Regular Walnut
	Mahogany on Walnut
	Dark Walnut
	Cordovan Walnut
SilverGrey on Walnut	
Anigre	Clear Anigre
	Medium Anigre
Palette	Black
	White
	Sand
	Soft Green
	Steel Blue
	Slate

## NATURAL CHARACTERISTICS OF WOOD

Wood is a natural product with inherent color variations that will never be fully mitigated by the finishing process. Please anticipate variation in colors within a single unit, from piece to piece, and from Krug wood finish samples. If a very close match is required, a sample must be provided with the order and an upcharge will apply. Exact color matches are not possible.

## CUSTOM WOOD FINISHES

Add 10% list to your order for special finishes, minimum upcharge is \$500 list per finish per order. (For example, on all orders up to \$5000 list, an upcharge of \$500 will apply, on orders \$5000 and up add 10% list to your order.) For orders with special finishes, a sample that is a minimum 3" by 3" must be received with the order. Special finishes may add additional lead time to production schedules. Since wood is a natural product, some variations in grain, color and stain acceptance will occur. In our finishing processes, we try to minimize variations, but some variation between samples and finished goods should be anticipated.

## FINISH

Conference products feature Krug's finish, a proprietary catalyzed varnish formulation, that has repeatedly shown through independent laboratory testing to be the industry leader in durability and abrasion resistance. The Krug finish looks better longer than competitors and is uniquely suited to the demands of high traffic environments.

## WOOD FINISHES TO MATCH STANDARD LAMINATES

Willow on Rift Oak  
 Dune on Rift Oak  
 Portobello on Rift Oak  
 Ash on Rift Oak  
 Copper on Cherry  
 Shiraz Cherry  
 Park Avenue Walnut  
 Chocolate on Walnut  
 Nutmeg on Walnut  
 Dark Walnut  
 Hardrock Maple

## LAMINATES

Krug's in-stock Laminates are available in 17 different laminate selections. Please note that 4 of the colors (Gingerbread, Portobello, Ash and Willow) have textured finishes and may not be appropriate for use in patient areas due to infection control concerns. Minimum order quantities and extended lead times may apply for exotic laminate colors, please check with customer service. Polymer Edge will be selected to match the worksurface. Krug's previous laminate in-stock program will be phased out as in-stock supply depletes. Please contact customer service for availability.

### IN-STOCK LAMINATES

Wood Grain Laminates	High Pressure Laminate Supplier	Textured Wood Grain Laminates	High Pressure Laminate Supplier
Champagne	Tafisa T492CR	Gingerbread	Tafisa T556UR
Hardrock Maple	Formica 86992-58	Portobello	Tafisa T557UR
Dune	Tafisa T491CR	Ash	Tafisa T535AT
Copper	Tafisa T521CR	Willow	Tafisa T543AT
Shiraz Cherry	Tafisa T472CR	<b>Solid Laminates</b>	
Park Avenue Walnut	Wilsonart 7984-38	Designer White	Wilsonart D354-60
Chocolate	Tafisa T498CR	Platinum	Tafisa T202CR
Nutmeg	Tafisa T477CR	Earth	Tafisa T767CR
Dark Walnut	Tafisa T469CR	Charcoal	Tafisa T228CR

**PHASE OUT LAMINATES** Almond - Black- Shadows - Edgewood Sycamore - Gunstock Walnut

### NON-STOCKED LAMINATES

For specific lead time and application questions, please contact Krug Customer Service for your requirement. Upcharges will be applicable for non-stocked laminates, depending on their cost. Non-stock laminates may require a minimum order quantity, please contact customer service. Stocked polymer edges only can be specified for use with non-stocked laminates or tops will be self-edged.



All products are air emissions certified and are available as FSC® certified

# krug

solutions@krug.ca | www.krug.ca | 1.888.578.KRUG