

TRANQUILITY
Price and Specification Guide
USA



TRANQUILITY | TABLE OF CONTENTS

TRANQUILITY

2	Tranquility Environmental Summary
3	Tranquility Sample Configurations
4	Tranquility Features & Options
6	Tranquility Specifying
7	Tranquility Wardrobes
9	Tranquility Benches
13	Tranquility Patient Divider Modules
14	Tranquility Sliding Resin Partitions
15	Tranquility Patient Entertainment Modules
17	Tranquility Nurses' Modules
18	Tranquility Connectivity Solutions

GENERAL INFORMATION

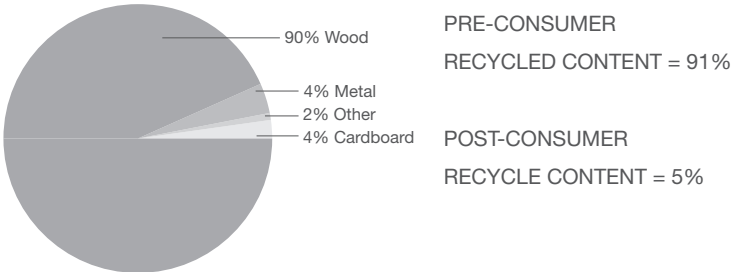
19	Terms & Conditions
19	Warranty
21	Wood Finishes
21	Standard Laminates
22	Solid Surface Program
23	KRUG Textiles - Upholstery Fabrics
25	KRUG Textiles - Leather & Faux Leather
27	Customer's Own Material (COM/COL)
27	CAL 133 & Moisture Barrier
28	Graded-In Upholstery Programs
28	KRUGEXPRESS Program

TRANQUILITY | ENVIRONMENTAL SUMMARY

LEED CI CREDITS



MATERIAL CONTENT:



CONTRIBUTES TO		
CREDIT 2.1 - 2.2	Construction Waste Management	1-2 point(s)
CREDIT 4.1	Recycled Content	1 point
CREDIT 4.2	Recycled Content	1 point
CREDIT 4.5	Low Emitting Materials	1 point
	Composite Wood & Laminate Adhesives	1 point
CREDIT 5.1	Regional Materials*	1 point
CREDIT 7	Certified Wood (PLEASE ENQUIRE)	1 point

* This credit is only applicable if in total 20% of the combined value of the procured construction materials and furniture is manufactured within a radius of 500 miles. This credit will apply if the installation of the finished product occurs within 500 miles of Kitchener, Ontario.

level® CERTIFICATION, AIR EMISSIONS AND FSC® CERTIFICATION



level® CERTIFICATION

BIFMA's e3 Furniture Sustainability Standard is a voluntary, multi-attribute standard that measures the degree of sustainability of furniture. This standard evaluates product and company environmental attributes and compliance systems in a wide range of elements which include Materials, Energy & Atmosphere, Human & Ecosystem Health and Social Responsibility. Tranquility products have earned level®, BIFMA's sustainability certification program for furniture, certification through third-party verification against the e3 standard.

AIR-EMISSIONS

All Tranquility products are supplied with air-emissions certified. Contact customer service for information.



The mark of responsible forestry

FSC®

In 2005, Krug received Forest Stewardship Council® (FSC®) Chain-of-Custody certification for our manufacturing facilities. The FSC® Chain-of-Custody tracks certified wood from seedling to final sale. It verifies that the material for our FSC® certified products only come from well-managed, FSC®-certified forests and other controlled sources. FSC® is dedicated to the promotion of responsible forest management worldwide helping to take care of forests for future generations. Tranquility and other Krug products can be specified with FSC® Certification. Contact customer service for further information, pricing and lead times.



Architects, designers, and building professionals can specify FSC®-certified products in order to achieve a point from the U.S. Green Building Council's Leadership in Energy and Environmental Design (LEED) Rating System.

THE GENESIS OF TRANQUILITY

Tranquility infusion bay furniture was designed to provide effective solutions for several applications including chemotherapy units within oncology departments, and areas administering renal dialysis.

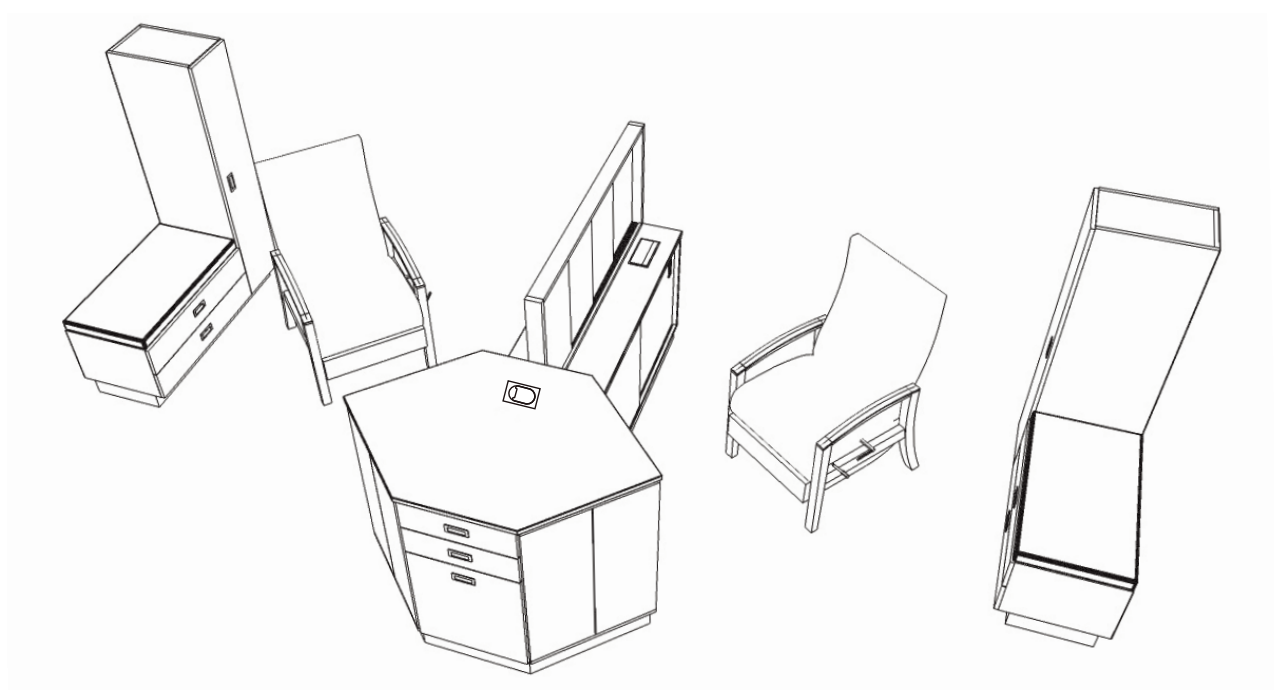
Before actual product was even contemplated, extensive research was completed to understand the needs of the infusion patient and their supporting caregivers and family or friends.

Foremost among these needs was the requirement to provide the patient with privacy during their treatment sessions or the option to socialize and share experiences with a neighboring patient. And we wanted to put the patient in control of their choices to the largest extent possible. It was clear that the furniture needed to allow the patient to embrace nature where possible and that the product components should reflect natural elements. The furniture needed to contribute to a quiet and soothing environment in which the patient could comfortably relax, rest, work or enjoy a snack. We also learned the physical requirements of each of the patients, caregivers and family and friends. This included the needs for storage of belongings, supplies, and disposal of various types of wastes, as well as the supports for the treatment. Finally, it was clear that the product had to make maximum use of space, as cost-effectively as possible.

Tranquility is a highly-effective response to the needs. The core of the design is the use of sliding resin panels embedded with organic elements to divide patient bays. At the mutual agreement of neighboring patients, the resin panels can be slid open to provide an opportunity to visit and share experiences. The patient is provided with many options - swivel to take in an outside landscape, converse with another patient or a family member, rest in privacy, read, watch a movie, or work on their computer. There is ample storage for personal belongings. A warming blanket can be located in a drawer beside them. There is space for the caregiver to store supplies, dispose of wastes and maintain charts. The unique Combination Patient Entertainment/Nurses' Module provides space for TV and DVD for two patients as well as work space and storage for caregivers, all in one unit at a minimized footprint.

Tranquility – an outstanding solution for cancer care and other treatment applications.

TRANQUILITY | SAMPLE CONFIGURATION



QTY	MODEL	LAMINATE	VENEER
1	IP1649	3118	3644
1	IT1559	2883	3505
1	IR1649N	2630	2630
1	IW2129L	1746	2167
2	IC2369N	1669	2031
		1669	2031
1	IW2129R	1746	2167
1	Grommet	159	159
1	PowerPort1	416	416
		\$16,039	\$18,755

*Resin insert quoted separately

Priced with Delphine front, Indus pulls, Plywood base, Laminate top.

TRANQUILITY | FEATURES & OPTIONS

BREADTH OF LINE:

The Tranquility infusion caseloads offering provides solutions from contemporary to transitional to traditional styling. The line includes wardrobes, benches, patient divider modules, sliding resin partitions, patient entertainment module, nurses' modules and combination patient entertainment / nurses' modules.

CUSTOM CAPABILITY:

Krug can offer both custom sizes of standard product and completely custom units. For more information, please contact Customer Service.

DURABILITY:

Cabinets are constructed of ¾" thick panels including backs. In contrast to cabinets constructed with 1/8" back panels, the Tranquility units are more robust and less susceptible to damage. All exposed laminate edges are covered with 2.5 mm polymer edgebanding in colors matching the laminates. This thicker edgebanding provides an increased level of durability on all edges as well as a 2.5 mm radius on the edge. The softer radius is less likely to bruise or cut the skin of a patient or caregiver.

LAMINATES:

"Laminate" is variously known in the marketplace as Thermofused Melamine, Low-Pressure Laminate or LPL. There are 2 solid color options and 7 wood-grain colors. Colors are available in laminate, high-pressure laminate or thermoformed vinyl. Polymer Edgebanding matches the laminate selection. Wood finishes to match the wood-grain laminates are available for Krug Healthcare Seating.

VENEER:

The Tranquility product is also available in maple veneer. The veneered version is available with the Delphine front.

AIR-EMISSIONS:

All products can be air-emissions certified. Upcharges and extended leadtimes may apply. Please contact customer service for more information.

WARRANTY:

All cabinets carry a limited lifetime warranty.

SUSTAINABILITY

Tranquility cabinets have a very high recycled content and contribute to both LEED credits 4.1 and 4.2. The packaging is recyclable. Non-urea-added core is available as an option and air-emissions certified product is also optionally available. FSC-certified wood may be possible on larger projects.

DRY FIT CONSTRUCTION:

Cabinets, other than the combination patient entertainment/nurses' modules and patient divider modules, are assembled with mechanical cams. This is known as dry fit construction. The result is that any panel can be replaced if damaged, unlike cabinets that are glued together where damage to any surface leads to replacement of the entire unit.

SEALED CORE:

All unseen particle board edges that are not covered by an adjoining panel are edge banded (i.e. no exposed particle board). As with the vent covers noted above, this prevents moisture and bacteria from seeping into the core.

BASES:

Separate plywood 4" bases including leveling glides are supplied for cabinets. Bases are included in the component pricing and do not need to be specified separately. Typically the vinyl base molding used in the room would be applied. HPL cladding can be ordered as an option. HPL is grey unless otherwise requested.

MASTER KEY

Tranquility cabinets have the option to lock with a master key. This must be specified on the order.

HIGH - PRESSURE LAMINATE BASES

Standard Tranquility base is plywood. Optionally, this can be clad in HPL.

CABINET MOUNT MARKERBOARD:

The Markerboards are 24" high by 12" wide (slightly narrower on 12" wide wardrobes). They can be mounted to the inside or outside of the cabinet door.

CABINET MOUNT MIRROR OPTION:

The Mirrors are 24" high by 12" wide and acrylic. They can be mounted to the inside or outside of the cabinet door.

TRANQUILITY | FEATURES & OPTIONS



DOOR AND DRAWER PULL STYLES:

The Indus pull eliminates a protrusion that could bruise a patient or caregiver. The finish is Silver Metallic. Circa offers a very large grip. The pull could be accessed with a closed knuckle. It has a Silver Metallic finish. Ravenna is an attractive transitional pull in satin nickel. Padua is a traditional pull in antique brass.



BENCH:

The cushion for the bench is 3" thick. The plus version of the bench supports 500 pounds



SLIDING RESIN PANELS:

Krug can quote and procure a wide variety of Translucent Resin Panels, many of which are embedded with organic materials.



VENTS:

There is one 1" diameter vent for each drawer and each door set for air circulation on the benches & wardrobes. All vent holes are covered with plastic vents both inside and outside to eliminate exposed particle board, thus preventing moisture and bacteria from entering the core.



DRAWERS:

Drawers have white metal sides with white laminate bottoms and backs, and all exposed particle board edges are edge banded. The unobstructed metal sides facilitate cleaning. Bumpers are installed on all drawers and doors to soften the sound of closing. Large drawers use white Laminate sides and extension slides.

Locking Top Drawer or Door

Tranquility cabinets have the option to lock. They can be randomly keyed for security. The lock option is factory installed and must be specified on the order.




TOPS:

Tops can be laminate with polymer edgebanding, high-pressure laminate with polymer edgebanding or solid surface.

Tops on units over 40" high are laminate only.

Laminate and veneer tops are 3/4" thick. High-pressure laminate and solid surface tops are 1" thick and cabinets with those tops are 1/4" taller.



DOOR / DRAWER FRONTS:

Door / drawer fronts are 3/4" thick and 3 styles are available.

- Delphine - Laminate with Polymer Edge or Veneer
- Como - seamless Thermoformed Vinyl with white backs
- Bassano - seamless Thermoformed Vinyl with white backs (Como and Bassano fronts are not available on Patient Divider Modules)
- Veneer - veneer front with 3mm wood edge

TRANQUILITY | SPECIFYING

REQUIRED TO SPECIFY

After each product grouping in the following pages, there is a summary under the title “Required to Specify”. The summary lists the elements that need to be specified including Model Number, Base, Pull Style and Color, Body Style and Color,

DOOR AND DRAWER PULL STYLES:


Select one:



Indus - I
Silver Metallic
\$40 each



Circa - C
Sliver Metallic
\$6 each



Ravenna - R
Satin Nickel
No Upcharge



Padua - P
English Antique Brass
\$6 each

ORDERING NOTES:

Indus pulls can not be used on Front Style - Como.

LAMINATE COLORS - Select one:



Champagne



Hardrock Maple




Dune



Gingerbread




Portobello




Chocolate



Park Avenue Walnut




Nightfall



Ash



Willow




Nutmeg




Copper



Shiraz Cherry




Designer White



Platinum



Charcoal



Earth

VINYL COLORS:

Select one:



Champagne




Hardrock Maple



Copper




Park Avenue Walnut




Nightfall




Nutmeg



Ash



Designer White



Platinum



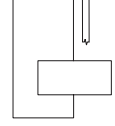
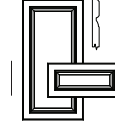
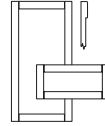
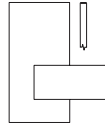
Earth



TRANQUILITY | WARDROBES - SINGLE SIDED

FRONT STYLES

Delphine front is laminate. Como and Bassano are thermoformed vinyl.



Description	Model	Delphine - D	Como - C	Bassano - B	Veneer - V
Open Wardrobe with Coat Rod	IW1129NP	1442	N/A	N/A	1662



Closed Wardrobe with Coat Rod	IW2129LP* IW2129RP	1746	1944	1944	2167
-------------------------------	-----------------------	------	------	------	------



DIMENSIONS

	Overall Width	Overall Depth	Overall Height	Shipping Weight	Cubes
IW1129	12	19.75	59	77	10
IW2129	12	19.75	59	91	10

REQUIRED TO SPECIFY

1. **Model number** (above)
2. **Front Style** (above)
3. **Pull Style** (Page 573)
4. **Case Color** (Page 573)
5. **Options** (below)

OPTIONS	List	List
Cabinet Mount Markerboard (inside) - MB	152 (each)	Locking Top Drawer or Door - LK 74 (each)
Cabinet Mount Markerboard (outside) - MB2	152 (each)	Master Key - MK 64
Cabinet Mount Mirror (inside) - AB	191 (each)	Base Upgrade to HPL - H 16 (per lineal foot)
Cabinet Mount Mirror (outside) - AB2	191 (each)	NOTE: to order change "P" to "H" and add calculated upcharge

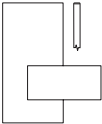
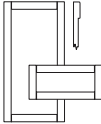
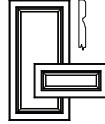
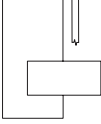

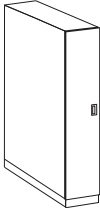
MODEL CODE KEY

Product Line	Description	Style	Width	Base Style	Orientation (hinge side when facing cabinet)	Base Option
I	W	1	12	9	L	P
Infusion	Wardrobe	Open		no legs	Hinged Left	Plywood (n/c)
		2			R	H
		Closed Door			Hinged Right	HPL
					N	
					No Hinge	

TRANQUILITY | WARDROBES - DOUBLE SIDED

FRONT STYLES

Delphine front is laminate. Como and Bassano are thermoformed vinyl.

					
Description	Model	Delphine - D	Como - C	Bassano - B	Veneer - V
Open Wardrobe with Coat Rod -Double Sided	IW3129NP	1640	N/A	N/A	2180
					
Closed Wardrobe with Coat Rod - Double Sided	IW4129LP* IW4129RP	2235	2694	2694	2872
					

DIMENSIONS

	Overall Width	Overall Depth	Overall Height	Shipping Weight	Cubes
IW3129	12	39.5	59	140	20
IW4129	12	39.5	59	168	20

REQUIRED TO SPECIFY

- 1. Model number (above)
- 2. Front Style (above)
- 3. Pull Style (Page 573)
- 4. Case Color (Page 573)
- 5. Options (below)

OPTIONS	List	List
Cabinet Mount Markerboard (inside) - MB	152 (each)	Locking Top Drawer or Door - LK 74 (each)
Cabinet Mount Markerboard (outside) - MB2	152 (each)	Master Key - MK 64
Cabinet Mount Mirror (inside) - AB	191 (each)	Base Upgrade to HPL - H 16 (per lineal foot)
Cabinet Mount Mirror (outside) - AB2	191 (each)	NOTE: to order change "P" to "H" and add calculated upcharge

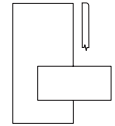
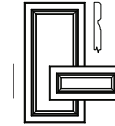
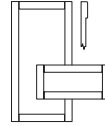
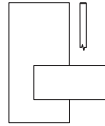
MODEL CODE KEY

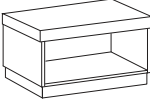
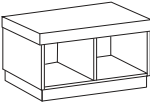
Product Line	Description	Style	Width	Base Style	Orientation (hinge side when facing cabinet)	Base Option
I	W	3	12	9	L	P
Infusion	Wardrobe	Open -Double Sided		no legs	Hinged Left	Plywood (n/c)
		4			R	H
		Closed Door-Double Sided			Hinged Right	HPL
					N	
					No Hinge	

TRANQUILITY | BENCHES - SINGLE SIDED

FRONT STYLES

Delphine front is laminate. Como and Bassano are thermoformed vinyl.



Description	Model	Delphine - D	Como - C	Bassano - B	Veneer - V
Open Bench	IC1309NP	1083	N/A	N/A	1368
	IC1369NP	1200	N/A	N/A	1512
Open Bench Plus	IC4369NP	1267	N/A	N/A	1615
					

DIMENSIONS

	Overall Width	Overall Depth	Overall Height	Shipping Weight	Cubes
IC1309	29.25	19.75	23	60	8
IC1369	35.25	19.75	23	68	9
IC4369	35.25	19.75	23	73	9

REQUIRED TO SPECIFY

1. Model number (above)
2. Front Style (above)
3. Pull Style (Page 573)
4. Case Color (Page 573)
5. Cushion Upholstery (page 544)
6. Options (below)

OPTIONS	List	List
Moisture Barrier (Single Cushion)	96	Master Key - MK
Base Upgrade to HPL - H	16 (per lineal foot)	64

NOTE: to order change "P" to "H" and add calculated upcharge

CUSHION UPHOLSTERY UPGRADE

Cushions for Single Bench are priced in COM/Grade 1. For fabric upgrades add upcharge below.

Grade	2	3	4	5	6	7	8	9	COM YDG
	\$33	64	120	181	242	301	360	478	85 (30" & 36")

WEIGHT RATING Tranquility Benches have a load weight rating of 500lbs.

MODEL CODE KEY



Product Line	Description	Style	Width	Base Style	Orientation (hinge side when facing cabinet)	Base Option
I	C	1	30	9	N	P
Infusion	Cushioned Bench	Open Bench		no legs	Non Handed	Plywood (n/c)
		4	36			H
		Open Bench Plus				HPL

TRANQUILITY | BENCHES - SINGLE SIDED

FRONT STYLES

Delphine front is laminate. Como and Bassano are thermoformed vinyl.



Description	Model	Delphine - D	Como - C	Bassano - B	Veneer - V
	1-Drawer Bench IC3309NP	1293	1421	1421	1598
	IC3369NP	1431	1632	1632	1770
	2-Drawer Bench IC2309NP	1505	1632	1632	1834
	IC2369NP	1669	1834	1834	2031

DIMENSIONS

	Overall Width	Overall Depth	Overall Height	Shipping Weight	Cubes
IC2309	29.25	19.75	23	88	8
IC2369	35.25	19.75	23	102	9
IC3309	29.25	19.75	23	78	8
IC3369	35.25	19.75	23	90	9

REQUIRED TO SPECIFY

- 1. Model number (above)
- 2. Front Style (above)
- 3. Pull Style (Page 573)
- 4. Case Color ((Page 573)
- 5. Cushion Upholstery (page 544)
- 6. Options (below)

OPTIONS	List		List
Moisture Barrier (Single Cushion)	96	Locking Top Drawer or Door - LK	74 (each)
Base Upgrade to HPL - H	16 (per lineal foot)	Master Key - MK	64

NOTE: to order change "P" to "H" and add calculated upcharge

CUSHION UPHOLSTERY UPGRADE

Cushions for Single Bench are priced in COM/Grade 1. For fabric upgrades add upcharge below.

Grade	2	3	4	5	6	7	8	9	COM YDG
	\$33	64	120	181	242	301	360	478	85 (30" & 36")

WEIGHT RATING Tranquility Benches have a load weight rating of 500lbs.

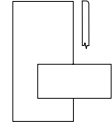
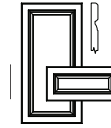
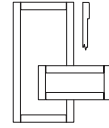
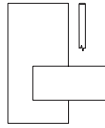
MODEL CODE KEY

Product Line	Description	Style	Width	Base Style	Orientation (hinge side when facing cabinet)	Base Option
I	C	3	30	9	N	P
Infusion	Cushioned Bench	1 Drawer		no legs	Non Handed	Plywood (n/c)
		2	36			H
		2 Drawer				HPL

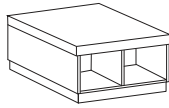
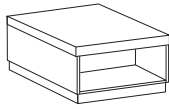
TRANQUILITY | BENCHES - DOUBLE SIDED

FRONT STYLES

Delphine front is laminate. Como and Bassano are thermoformed vinyl.



Description	Model	Delphine - D	Como - C	Bassano - B	Veneer - V
Open Bench - Double Sided	IC5309NP	1384	N/A	N/A	1664
	IC5369NP	1509	N/A	N/A	1798
Open Bench Plus -Double Sided	IC8369NP	1576	N/A	N/A	1903



DIMENSIONS

	Overall Width	Overall Depth	Overall Height	Shipping Weight	Cubes
IC5309N	29.25	39.5	23	109	16
IC5369N	35.25	39.5	23	123	18
IC8369N	35.25	39.5	23	133	18

REQUIRED TO SPECIFY

1. **Model number** (above)
2. **Front Style** (above)
3. **Pull Style** (Page 573)
4. **Case Color** (Page 573)
5. **Cushion Upholstery** (page 544)
6. **Options** (below)

OPTIONS	List	List
Moisture Barrier (Double Cushion).	143	Master Key - MK
Base Upgrade to HPL - H	16 (per lineal foot)	64

NOTE: to order change "P" to "H" and add calculated upcharge

CUSHION UPHOLSTERY UPGRADE

Cushions for Double Bench are priced in COM/Grade 1. For fabric upgrades add upcharge below.

Grade	2	3	4	5	6	7	8	9	COM YDG
	\$44	93	179	270	357	448	538	720	1.3 (30" & 36")

WEIGHT RATING Tranquility Benches have a load weight rating of 500lbs.

MODEL CODE KEY

Product Line	Description	Style	Width	Base Style	Orientation (hinge side when facing cabinet)	Base Option
I Infusion	C Cushioned Bench	5 Open Bench -Double Sided	30	9 no legs	N Non Handed	P Plywood (n/c)
		8 Open Bench Plus -Double sided	36			H HPL

TRANQUILITY | BENCHES - DOUBLE SIDED

FRONT STYLES

Delphine front is laminate. Como and Bassano are thermoformed vinyl.

Description	Model	Delphine - D	Como - C	Bassano - B	Veneer - V
1-Drawer Bench -Double Sided	IC7309NP	2006	2271	2271	2367
	IC7369NP	2134	2463	2463	2507
2-Drawer Bench -Double Sided	IC6309NP	2400	2652	2652	2789
	IC6369NP	2530	2847	2847	2930

DIMENSIONS

	Overall Width	Overall Depth	Overall Height	Shipping Weight	Cubes
IC6309N	29.25	39.5	23	165	16
IC6369N	35.25	39.5	23	191	18
IC7309N	29.25	39.5	23	145	16
IC7369N	35.25	39.5	23	167	18

REQUIRED TO SPECIFY

- 1. Model number (above)
- 2. Front Style (above)
- 3. Pull Style (Page 573)
- 4. Case Color ((Page 573)
- 5. Cushion Upholstery (page 544)
- 6. Options (below)

OPTIONS	List	List
Moisture Barrier (Double Cushion).	150	Master Key - MK 64
Base Upgrade to HPL - H	16 (per lineal foot)	

NOTE: to order change "P" to "H" and add calculated upcharge

CUSHION UPHOLSTERY UPGRADE

Cushions for Double Bench are priced in COM/Grade 1. For fabric upgrades add upcharge below.

Grade	2	3	4	5	6	7	8	9	COM YDG
	\$44	93	179	270	357	448	538	720	1.3 (30" & 36")

WEIGHT RATING Tranquility Benches have a load weight rating of 500lbs.

MODEL CODE KEY

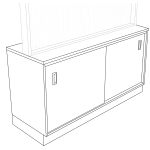
Product Line	Description	Style	Width	Base Style	Orientation (hinge side when facing cabinet)	Base Option
I	C	7	30	9	N	P
Infusion	Cushioned Bench	1 Drawer Bench -Double Sided		no legs	Non Handed	Plywood (n/c)
		6	36			H
		2 Drawer Bench -Double sided				HPL

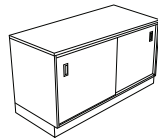
TRANQUILITY | PATIENT DIVIDER MODULES

FRONT STYLES

Delphine-D front is laminate.



Description	Model	Delphine - D	Veneer - V
 Patient Divider Module 20" Deep & 26" Deep	IP1569NPL	2972	3480
	IP1649NPL	3118	3644
	IP2569NPL	3111	3652
	IP2649NPL	3268	3823

 Patient Divider Module 20" Deep Single Sided	IP3569LPL* RPL	2328	2816
	IP3649LPL RPL	2472	2979

DIMENSIONS

	Overall Length	Overall Depth	Overall Height	Shipping Weight	Cubes
IP1569	56	20	30	200	24
IP1649	64	20	30	230	27
IP2569	56	26	30	225	31
IP2649	64	26	30	255	35
IP3569	56	20	30	162	24
IP3649	64	20	30	185	27

REQUIRED TO SPECIFY

1. **Model number** (above)
2. **Front Style** (above)
3. **Pull Style** (Page 573)
4. **Top Color** (Page 573)
5. **Case Color** (Page 573)
6. **Options** (below)

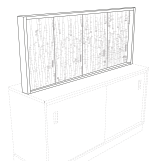
OPTIONS	List	List
Base Upgrade to HPL - H	16 (per lineal foot)	Locking Top Drawer or Door - LK
NOTE: to order change "P" to "H" add calculated upcharge		Master Key - MK
Top Upgrade to HPL w/Polymer Edge - P	20"x56" 647	74 (each)
Note: to order change "L" to "P"	20"x64" 709	64
	26"x56" 736	
	26"x64" 812	

MODEL CODE KEY

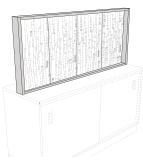
Product Line	Description	Style	Length	Base Style	Orientation (when facing cabinet)	Base Option	Top Option
I	P	1	56	9	L	P	L
Infusion	Patient Divider Module	20" Deep		no legs	Left Handed	Plywood (n/c)	Laminate (n/c)
		2	64		R	H	P
		26" Deep			Right Handed	HPL	HPL w/Polymer Edge
		3			N		
		20" Deep -Single Sided			Non Handed		

TRANQUILITY | SLIDING RESIN PARTITIONS

Description	Model	Price	Qty 5-10 Price	Qty 10+ Price
Sliding Resin Partition - Solid Maple Frame	IR1569N	2510	N/A	
	IR1649N	2630		



Sliding Resin Partition - Grade A	IR2569N	3499	2828	2662
Glacier White-Solid Surface Frame	IR2649N	3664	2961	2782



ORDERING NOTES:
Price includes the frame and the machining of the resin panels, but does not include the cost of the resin. Krug can quote and procure a wide variety of Translucent Resin Panels, many of which are embedded with organic materials. Please contact customer service for assistance.

DIMENSIONS					
	Overall Length	Overall Depth	Overall Height	Shipping Weight	Cubes
IR1569	56	4	24	45	7.5
IR1649	64	4	24	51	7.5
IR2569	56	4	24	45	7.5
IR2649	64	4	24	51	7.5

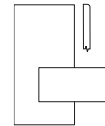
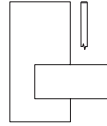
- REQUIRED TO SPECIFY**
- 1. Model number
 - 2. Maple finish (Page 573)
 - 3. Specify Translucent Resin Panels (contact customer service for assistance)

PRODUCT CODE KEY					
Product Line	Description	Style	Length	Base Style	Orientation (when facing cabinet)
I	R	1	56	9	N
Infusion	Sliding Resin Partition	Solid Maple Frame		no legs	Non Handed
		2	64		
		Solid Surface Frame			

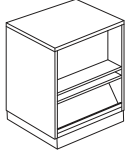
TRANQUILITY | PATIENT ENTERTAINMENT MODULES

FRONT STYLES

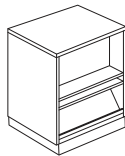
Delphine front is laminate.



Description	Model	Delphine - D	Veneer - V
Patient Entertainment Module - Single Sided	IE1259NPL	1538	1839



Patient Entertainment Module - Double Sided (20" Deep & 26" Deep)	IE2259NPL	1830	2144
	IE3259NPL	2097	2460



ORDERING NOTES:

Inside space for TV units is approximately 23.25" wide x 17.25" high and the DVD space is 23.25" wide x 2.75" high

DIMENSIONS

	Overall Width	Overall Depth	Overall Height	Shipping Weight	Cubes
IE1259	24.75	20	40.25	102	15
IE2259	24.75	20	40.25	110	15
IE3259	24.75	26	40.25	125	19

REQUIRED TO SPECIFY

1. **Model number** (above)
2. **Front Style** (above)
3. **Top Color** (Page 573)
4. **Case Color** (Page 573)
5. **Options** (below)

OPTIONS

List

Base Upgrade to HPL - H 16 (per lineal foot)

NOTE: to order change "P" to "H" add calculated upcharge

Top Upgrade to HPL w/Polymer Edge - P 24.75"x20" 292

NOTE: to order change "L" to "P" 24.75"x26" 369

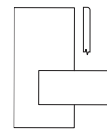
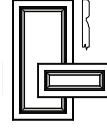
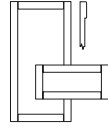
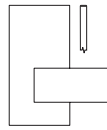
MODEL CODE KEY

Product Line	Description	Style	Width	Base Style	Orientation (when facing cabinet)	Base Option	Top Option
I	E	1	25	9	N	P	L
Infusion	Patient Entertainment Module	20" Deep -Single Sided		no legs	Non Handed	Plywood (n/c)	Laminate (n/c)
		2				H	P
		20" Deep				HPL	HPL
		3					w/Polymer Edge
		26" Deep					

TRANQUILITY | NURSES' MODULES

FRONT STYLES

Delphine front is laminate. Como and Bassano are thermoformed vinyl.



Description	Model	Delphine - D	Como - C	Bassano - B	Veneer - V
Combined Patient Entertainment/ Nurses' Module	IT1559NPL*	2883	3095	3095	3505
	IT1619NPL	3010	3253	3253	3662



Back View

Combined Patient Entertainment/ Nurses' Module - End Unit	IT2389LPL* RPL	2496	2698	2698	3082
	IT2449LPL RPL	2621	2856	2856	3242



Back View

ORDERING NOTES:

Inside space for TV units is approximately 23.25" wide x 17.25" high and the DVD space is 23.25" wide x 2.75" high. IT1559, IT2389 have a 20" back and fit to a 20" wide Patient Divider Module. IT1619 and IT2449 have 26" backs.

DIMENSIONS

	Overall Width	Overall Depth	Overall Height	Shipping Weight	Cubes
IT1559	55.5	35.3	40.25	310	65
IT1619	61.5	35.3	40.25	334	72
IT2389	37.75	35.3	40.25	240	48
IT2449	43.75	35.3	40.25	264	55

REQUIRED TO SPECIFY

1. Model number (above)
2. Front Style (above)
3. Pull Style (Page 573)
4. Top Color (Page 573)
5. Case Color (Page 573)
6. Options (below)

OPTIONS	List				List
Base Upgrade to HPL - H	16 (per lineal foot)	Top Upgrade to HPL w/Polymer Edge - P	55.5"x35.3"		1031
NOTE: to order change "P" to "H" add calculated upcharge		NOTE: to order change "L" to "P"	61.5"x35.3"		1162
Locking Top Drawer or Door - LK	74 (each)		37.75"x35.3"		775
Master Key - MK	64		43.75"x35.5"		887

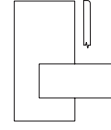
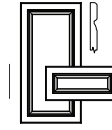
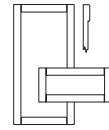
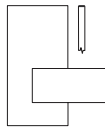
MODEL CODE KEY

Product Line	Description	Style	Width	Base Style	Orientation (when facing cabinet)	Base Option	Top Option
I	T	1	55	9	N	P	L
Infusion	Nurses Module	Full Unit	61	no legs	Non Handed	Plywood (n/c)	Laminate (n/c)
		2	38			H	P
		End Unit	44			HPL	HPL w/Polymer Edge

TRANQUILITY | NURSES' MODULES

FRONT STYLES

Delphine front is laminate. Como and Bassano are thermoformed vinyl.



Description	Model	Delphine - D	Como - C	Bassano - B	Veneer - V
Nurses' Module - 3 Drawers (20" & 26"w)	IN1209NPL	1927	2136	2136	2254
	IN1269NPL	2019	2230	2230	2362



Nurses' Module - 5 Small Drawers (20 & 26" w)	IN2209NPL	2164	2302	2302	2532
	IN2269NPL	2254	2394	2394	2638



ORDERING NOTES:

Inside space for TV units is approximately 23.25" wide x 17.25" high and the DVD space is 23.25" wide x 2.75" high. IT1559, IT2389 have a 20" back and fit to a 20" wide Patient Divider Module. IT1619 and IT2449 have 26" backs.

DIMENSIONS

	Overall Width	Overall Depth	Overall Height	Shipping Weight	Cubes
IN1209	20	19.25	40.25	96	13
IN1269	26	19.25	40.25	114	15
IN2209	20	19.25	40.25	110	13
IN2269	26	19.25	40.25	130	15

REQUIRED TO SPECIFY

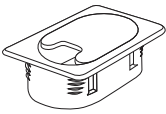
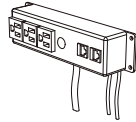
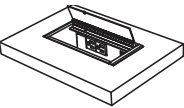
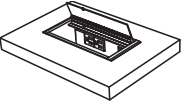
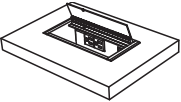
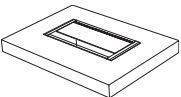
1. **Model number** (above)
2. **Front Style** (above)
3. **Pull Style** (Page 573)
4. **Top Color** (Page 573)
5. **Case Color** (Page 573)
6. **Options** (below)

OPTIONS	List			List
Base Upgrade to HPL - H	16 (per lineal foot)	Top Upgrade to HPL w/Polymer Edge - P	20"x19.25"	249
NOTE: to order change "P" to "H" add canulated upcharge		NOTE: to order change "L" to "P"	26"x19.25"	324
Locking Top Drawer or Door - LK	74 (each)			
Master Key - MK	64			

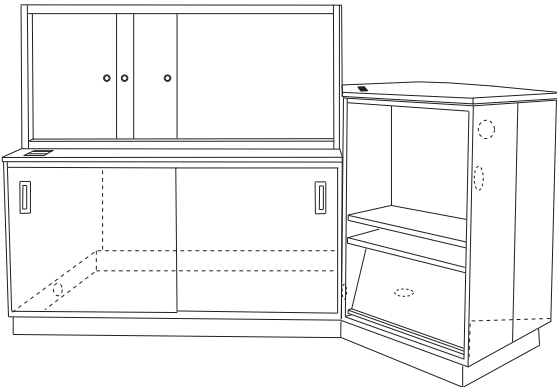
MODEL CODE KEY

Product Line	Description	Style	Width	Base Style	Orientation (when facing cabinet)	Base Option	Top Option
Infusion	Nurses Module	1	20	9	N	P	L
		3 Drawers		no legs	Non Handed	Plywood (n/c)	Laminate (n/c)
		2	26			H	P
		5 Drawers				HPL	HPL w/Polymer Edge

TRANQUILITY | CONNECTIVITY SOLUTIONS

		List Price
CABLING GROMMET	Cabling grommet	159
	<p>A black cabling grommet with an opening in the cover provides a cable passage for cords. The removable cover serves to provide a large cable passage when required.</p> <p>Cabling grommets can be combined with powerbars to provide cable management as well as connections for electrical/voice/data.</p> <p>Black Rectangular grommet 4 1/8" x 2 11/16"</p> <p>Cabling grommets can be located on the top and sides for the Combined Patient Entertainment/ Nurses' Module.</p> <p>For other nurses' modules the location is top center/back.</p>	
POWERBAR	<p>Powerbar (Category 5/6 A)</p> <p>The powerbar comes standard with 3 receptacles, 2 RJ45 ports and a 10' heavy duty power cord.</p> <p>The powerbar is a UL/CSA - approved power/data powerbar, which includes three 115-volt electrical convenience outlets and two data ports - all easily accessed behind the touch latch door of the cable management cavity in the Combined Patient Entertainment/ Nurses' Module.</p>	133
	<p>POWERPORT</p> <p>A PowerPort is a unique worksurface mounted module that can be specified to a location that best serves the user's needs. It includes a UL approved electrical, voice and data power bar, containing two 115 - volt electrical simplex outlets which are accessible from the work surface, plus a utility outlet at the end for daisy chaining purposes. 3 data versions are available.</p>	
Power Port, 2-RJ45's, Category 5/6	<p>88POWERPORT1</p> <p>Port Includes: 2 simplex, 1 utility, 2 RJ45's, category 5/6, horizontal cable management.</p>	416
		
Power Port , RJ11/RJ45	<p>88POWERPORT3</p> <p>Port Includes: 2 simplex receptacles, 1 utility outlet, 1 RJ11, 1 RJ45, horizontal cable management.</p>	416
		
PowerPort 4	<p>88POWERPORT4</p> <p>Port Includes: 2 simplex receptacles, 1 utility outlet, 2 USB charging ports, horizontal cable management.</p>	432
		
Port	<p>PORT</p> <p>A service module having no power bar will serve as a large grommet. A hinged lid easily enables the passage of several cables and devices.</p> <p>88PORT</p>	143
		

CABLE MANAGEMENT



Cables from the top can enter the combined Patient's Entertainment/ Nurse's Module from a grommet located in the top or the side of the unit. The cables run behind the drawers and pass through a cable grommet into the cable management cavity. Electrically and data cables can be plugged in to the powerbar located inside.

Cables from the entertainment portion of this unit also can pass through a cable grommet in the side of the cabinet into the cable management cavity and are connected to the powerbar.

The powerbar cord runs inside of the base to the power source.

The Patient's Entertainment / Nurse's Module has a convenient touch latch door to gain access to the cable management cavity.

The powerbar cord runs inside of the base to the power source.

When using a PowerPort, the cables pass through these same grommets into the divider cabinet. A cable management trough is used to manage cables through the storage unit, with no interference with the items being stored.

GENERAL INFORMATION

Terms and Conditions

Net 30 days on approved credit. A late payment charge of 1% per month will be applied on overdue invoices. This charge will be pro-rated to the number of days past 30 days that the invoice is overdue. All applicable sales taxes are extra. Distribution of this price list does not in itself constitute an offer to sell. Orders can be received only from authorized Krug dealers. Acceptance of any order and terms of sale may be established at the discretion of Krug. Deposits are required on orders received from new accounts as well as on large or special orders. Krug reserves the right to discontinue designs, or to change designs, construction, prices, or materials without notice.

Contact Information

Phone: 1.888.578.KRUG (5784) | Fax: 1.519.748.5177

Purchase Order Fax: 1.888.236.4783

Purchase Order E-mail: orders@krug.ca

Web: www.krug.ca E-mail: solutions@krug.ca

Customer Service Hours

Please note customer service hours are:

8:30 am to 5:00 pm est

Customer Satisfaction

It is the primary goal of Krug and our staff to ensure the complete satisfaction of our customers with our products and performance. If a problem arises with a Krug product after the expiration of the limited warranty period, Krug will exercise its best efforts to achieve the satisfaction of the customer in a manner that is fair to all concerned.

Order Acknowledgments

Each order will be acknowledged via e-mail or fax. This acknowledgment is the final agreement between Krug and the customer, superseding all previous communications regarding the purchase order. Where there is a discrepancy on a purchase order between a product code and a description, Krug will make every effort to resolve the discrepancy, but will be ruled by the product code ordered. Please check all acknowledgments for accuracy, and advise Krug of any discrepancies with a purchase order.

Order Cancellation

Krug reserves the right to not accept or allow cancellation of orders. All products are manufactured on a custom-made, make-to-order basis, and the purchasing, engineering and production of orders begins shortly after order placement - and the customer purchase order is a contract that authorizes Krug to manufacture the products. Acceptance of order cancellation (or partial cancellation) is solely at the discretion of Krug, and is dependent on the extent to which engineering, purchasing and manufacturing has been initiated by the time cancellation is requested. No order cancellations (partial or otherwise) are allowable more than 4 weeks from date of order placement (as order production is unable to be terminated by that point), and full payment of the acknowledged order value is required for any orders cancelled after 4 weeks. Cancellations may be allowable in less than 4 weeks after order placement, depending on the extent to which manufacturing has been initiated. An acceptance of order cancellation requires that the purchaser agrees to make payment for all costs incurred to the point of acceptance of cancellation. Cancellation charges include all costs for purchase of dedicated material and components, engineering costs for non-standard products, and all costs for manufacturing completed to that point, as well as a \$367 net charge for processing of the original order and for processing of cancellation invoicing.

Pricing

Krug endeavors to ensure that all prices in this price list reflect accurately our current prices. However, errors do occur and will be rectified through notices to the field. Krug reserves the right to acknowledge pricing that may be different from the price list.

Storage Charges

Krug reserves the right to assess a nominal storage charge if a customer does not accept shipment of an order within a week of the ship date.

Warranty

Krug warrants the construction and the finish of all our products to be free from defects in materials and workmanship for the lifetime of their use. This warranty is applicable to products in use by their original purchaser. This warranty does not apply to components not manufactured by Krug including textiles, which are subject to the specific warranties of those manufacturers, if any. Textiles (fabric, leather, vinyl, or any other covering material) suppliers do not guarantee their products for durability and color fastness, and nor does Krug. Casters, mechanical and electrical components have a warranty of five years from the date of purchase. The Krug warranty does not apply to COM-specified materials, damage caused by a carrier other than Krug, or variation in wood finishes due to natural wood color variation. Krug cannot be held responsible for variations in fabric dye lots from order to order. All fabric is carefully inspected when it is received, but a degree of variation in color should be expected. Repairs or replacement of any defect covered under this warranty by Krug will be made, at our option and method, at no charge to the original purchaser during the warranty period. Krug's judgement is final and binding with respect to the nature or cause of defects or damage, and the necessity or manner of repair or replacement.

This warranty does not apply to defects or damage resulting from:

- normal wear and tear occurring with the use of the product
- negligence, misuse, excessive use, alteration, improper cleaning or repair
- substitution or use of incorrect or unauthorized components or material
- handling or installation that is incorrect, or that causes damage or defect
- damage incurred by a freight carrier other than Krug
- wearing of finishes and fabrics, and normal variations in materials (including dye lot variations)
- properties of natural materials, including wood and leather
- exposure to environments with uncontrolled temperature and humidity (products must be transported, stored and used in climate-controlled conditions)

Note, specific warranties for components and materials not manufactured by Krug:

Jordan Sleepers Heavy-Duty Mechanism, made with heavy gauge steel and minimal moving parts - is backed by a 5-year warranty on the mechanism itself, in addition to the lifetime warranty on the rest of the product. If it does become damaged or degraded, the mechanism can be field-replaced.

Juno and Trevisa Overbed Tables have a 2-year warranty.

Blanket Wrapping

Krug will blanket wrap larger seating orders at customer's request. Please indicate on your purchase order and contact Customer Service.

Export Packaging

Krug is pleased to provide the option for export packaging on all our products, to provide additional protection from damage. For shipments overseas, a quote for export packaging can be provided, based on the products to be ordered and the delivery destination - please contact Customer Service or Bids & Specification Support for more information and a quotation. KRUG is not responsible for shipment damage occurring on overseas shipments

Export Packaging is STRONGLY RECOMMENDED for:

- (A) all shipments outside of the lower 48 states and Canada.
- (B) all shipments that will be held in storage for an extended period prior to installation.

Important: Please note that Krug will not be responsible for damage claims on product shipped or stored in the above conditions but where export packaging has not been utilized.

Dimensions

Dimensions are in inches and approximate, and subject to change without notice. Contact Customer Service if dimensions are critical.

GENERAL INFORMATION

Freight Terms and Conditions

1. All product is shipped FOB the Krug factory. Freight is either pre-paid to the destination or not pre-paid, depending on established customer specific freight terms.

2. Docks at the selected delivery location must be equipped to handle a 53' trailer. If a dock is inadequate for delivery by Krug, Krug will re-deliver to another local location and any additional costs will be charged to the customer.

3. For all deliveries, it is understood that Krug or its agent is making a dock delivery only (equipped to handle a 53' trailer), and any further work of truck unloading, delivery beyond the dock, installation, and removal of packaging is not authorized or paid for by Krug.

4. Drop shipments to the installation site, and timed deliveries, are available on larger shipments (full truckloads or slightly less) at no additional charge. Drop shipments or timed deliveries for smaller shipments may not be available, or if available will require a surcharge. Deliveries on an after hours basis, or on weekends, or any other special requirements, may be subject to a surcharge. Location and contact information, and the requested time of delivery, is required at least one week prior to the acknowledged shipment date. If this information is not provided one week in advance, or if the location or time of the drop shipment is changed less than one week in advance, a surcharge may be applied, and/or the drop shipment may not be scheduled. For deliveries requested Monday to Thursday after 5:00 pm, please apply a surcharge of \$275/shipment. For deliveries requested Monday to Friday before 7:00 am, please apply a surcharge of \$275/shipment. For deliveries requested Friday (after 3:00 pm) or weekends, please apply a surcharge of \$551/shipment. (local times).

5. For all deliveries - whether to the Customer location or drop shipment - any circumstances that result in the delay of our carrier (including unsuitable receiving facilities, or facilities not open or available), service charges will be applied at the rate of \$131/hour. Where re-delivery is necessary because of these circumstances, the full cost of re-delivery will be charged. If Less Than Truck Load is delivering, one hour is allocated to unload. Any additional time required to unload after the first hour is \$131/hour. If a Truck Load is delivering the order, three hours is allocated to unload. Any additional time required to unload is \$131/hour. Direct deliveries to site for large orders are possible, (must exceed \$60,000 net), and accommodate 48 - 53' trailers. Krug is responsible for delivery to the approved delivery address. If an address change is required, this must be authorized by Krug 5 business days prior to ship date. Any additional delivery costs incurred after this time will be charged to the customer.

Product Strength and Durability Testing

All Krug products have been thoroughly tested, and exceed the testing requirements of ANSI/BIFMA seating standard. Specific test results and documentation are available on request.



Installation Support

For assistance please contact Technical Support at 1-888-578-5784 x216 or e-mail installationhelp@krug.ca and you will be directed to the appropriate installation support person.

Damaged Shipments

All Krug product is well engineered, carefully inspected, and expertly loaded onto our trucks at our Distribution Center. If you receive any damaged freight, we ask that you do not refuse the shipment. Krug is not responsible for damage to goods that occurs in transit or

storage. It is the purchaser and/or receiver's responsibility to examine the goods upon receipt and to notify Krug of any damages, overages or shortages. Any discrepancies should be noted on the Bill of Lading. The delivering carrier will not accept responsibility for shortages or damages if signed "clear". Notification of concealed damage claims must be made to Krug Distribution within 5 days of delivery, along with digital pictures if available. All product and packaging must be available for inspection. Krug liability ceases after 5 business days and Krug will not be responsible for concealed damages if shipments are left unopened. Krug is not responsible for the condition of product that is stored or installed in an environment where temperature and humidity are not controlled.

Field Product Report Authorization

Krug's written authorization, in the form of an FPR number, must be obtained prior to incurring charges of any kind if Krug is expected to pay these charges. This includes authorization for returns, field repairs and replacements, post field repairs, installation and delivery charges. Krug reserves the right to have its representative inspect product related to any request for such authorizations, prior to that authorization being provided. Deductions from invoices paid for any charges to Krug, without prior written authorization in the form of an FPR, will not be accepted. Digital photographs may be required to complete the FPR process.

Returns

No merchandise may be returned without Krug's prior written consent. In the event of an authorized return, a Field Product Report (FPR) number will be issued, and a restocking charge will apply. Return transportation charges must be prepaid. Unauthorized returns will not be accepted and will be returned freight collect. All merchandise being returned must be properly packaged in its original or comparable replacement packaging to ensure protection of the product during handling and transportation. Returns on orders duplicated by the customer must be received in their original packaging to be accepted. Product being returned where Krug has authorized its liability for replacement or repair will be thoroughly inspected on its return, and the results compared to the reason for the return stated on the FPR. Any discrepancies, such as additional damage, signs of usage, missing parts, etc., will result in an adjustment to the amount of credit issued.

Custom Capabilities

Over 15% of our orders involve some type of custom work, and we invite our customers to make use of our extensive capabilities.

These include:

- 1) Dimensional customization of standard size products
- 2) Custom finishes
- 3) For larger orders, completely custom-designed products, as well as non-standard wood species can be specified.

Custom orders may require additional production lead times. Contact Engineering at the e-mail address engquotes@krug.ca.

Care and Maintenance Leather

Leather is a natural product and requires very little care during use. Most stains can be removed with a clean dry cloth. For stubborn spots and stains, use a mild non-detergent cleaner, rinse well and let air dry naturally. Do not use saddle soap, cleaning solvents, furniture polish, oils, varnish, abrasive cleaners, soaps or ammonia waters.

Fabric Upholstery

Professional upholstery cleaning is recommended.


Flammability Standards for Krug Textiles - Upholstery Program

- Passes State of California Technical Bulletin CAL 117-2013

Krug Textiles - Stocked Fabric Program

Grade 1


ARLO



308 MIDNIGHT



306 PETROL



908 CHARCOAL



93 SEAL



601 PEARL



84 NUTMEG



62 OATMEAL



90 LIMESTONE

FRANKLIN




47 CAMEL



3009 MIDNIGHT



67 FAWN




97 CINDER



94 METAL



909 BLACK



9004 CHARCOAL




308 PETROL



108 ORCHID


COMRADE




309 MIDNIGHT




84 TEAK



63 LINEN



24 ALPINE




905 IRON



601 SNOW



57 MARIGOLD



31 DUCK EGG

FELICITY



601 IVORY



305 SKY



603 TAUPE



93 COAL



405 HENNA



64 PUTTY



62 FAWN



36 BLUEBERRY

KRUG TEXTILES - UPHOLSTERY FABRICS

Krug Textiles - Stocked Fabric Program

Grade 2

GRADDY



25 CAPER



31 SKY




604 FLAX



901 CHAR



93 GRAY



34 SLATE



84 TEAK



98 NICKLE

YATES




84 BIRCH




44 CLAY



87 TAUPE




25 JUNIPER



305 INDIGO




109 CRANBERRY



803 TOAST



92 ZINC



91 SILVER



908 CHARCOAL

MCCOY



608 TUNDRA



601 CREME



908 CHARCOAL



62 COPPER



108 CORDOVAN



32 ROBIN'S EGG




94 MERCURY



84 BARK

ORIS




908 DOMINO



604 BARK



601 CREAM



306 DELFT




902 ZINC



305 MIDNIGHT



64 PUTTY




205 CHARTREUSE


Krug Textiles - Stocked Fabric Program

Grade 3


MORITZ




205 SPEARMINT



61 OYSTER




306 CADET




104 MULBERRY




31 AEGEAN



9008 CHARCOAL




82 CLAY



304 CAPRI

LORENZO



306 INDIGO



24 ALPINE




64 LINEN




91 FLANNEL




32 MIST



601 CREAM



106 HENNA



604 STUCCO

BISCOTTI



302 CAPRI



45 SPICE



61 DESERT



91 GRANITE

INTRIGUE



601 OYSTER




27 OLIVE



4003 OCHRE



908 CHARCOAL



3009 MIDNIGHT



805 PECAN



608 STUCCO



605 STRAW

KRUG TEXTILES - UPHOLSTERY FABRICS




Krug Textiles - Faux Leather Program - Grade 2



Krug Textiles - Leather Program - Grade 8

Please contact Customer Service for specific information on leathers, available colors and lead times.



Krug Textiles - Cut fabric NET price per yard

Grade 1	\$23
Grade 2	\$36
Grade 3	\$48

LATEX FREE

Krug products are made with latex-free materials to prevent the allergic reaction that latex causes in some people.

CUSTOMER'S OWN MATERIAL - C.O.M.

Customer's Own Material (COM/COL)

COM/COL must be received three weeks prior to the acknowledged ship date. Orders with COM/COL not received by the required deadline will be delayed. A description of the upholstery cover, including supplier name, pattern name, upholstery cover name and color number must be included with the purchase order.

COM/COL testing requires 3 business days and samples are to be directed to Customer Service. The customer has the option of providing the sample COM/COL before, at time of order, or once the sample COM/COL is received. If the customer does not send a sample for approval in advance of sending actual material, Krug will not be responsible for the cost of any upholstery cover or other material that it determines to be unsuitable for the product or our process.

When the COM/COL upholstery cover is received at Krug, it must be clearly identified with the upholstery cover name and color, and tagged with name of the Krug customer and purchase order number. Krug will inspect all COM/COL upholstery covers when received to determine if it will be suitable for upholstery. Where Krug feels that the upholstery cover or leather specified will compromise the quality or integrity of our products, customers will be contacted to direct these concerns. Further, Krug reserves the right to refuse to accept and use any COM upholstery covers or leathers that will compromise our products in any way that is unacceptable to Krug. Krug cannot assume responsibility for the durability or tailoring quality of customer's own material.

Yardage specified in this price guide is approximate. In the case of multiple product orders, multiply the number of items by the COM yardage specified to determine upholstery cover required, unless otherwise indicated. Additional yardage may be needed if the material is less than 54" wide, or patterned or striped and requires matching. All COMs are cut "up the roll" unless otherwise stated by the customer. All striped upholstery covers will be applied vertically unless otherwise stated by the customer and after approval by Krug. Krug will not be responsible for directional or positional problems with its application of COM material, unless it has been provided with explicit instructions by the customer. Special instructions should be sent to Krug Customer Service, including a sample (or photocopy) of the upholstery cover. Krug is not responsible for instructions sent with the upholstery cover rolls, or for the method of upholstery if no instructions have been provided.


Price increases and freight charges to COM/COL acquired on the customer's behalf will be passed onto the customer.

Application of Directional Upholstery cover

Some COM upholstery covers will be considered directional by Krug even though they are not considered directional by the supplier. All COMs are automatically cut "up the roll" unless otherwise stated by the customer (please see below).



Standard-Cut
"up the roll"



Non-Standard-Cut
across the roll "railroad"

COM/COL Shipping Procedures

For seating COM/COL upholstery covers, please send upholstery covers to:

Krug Inc.
111 Ahrens Street
Kitchener, Ontario
Canada N2H 4C2

Attention: RECEIVER

COM/COL orders cannot be scheduled into production until the upholstery cover has arrived and inspection is complete.

All packages must be clearly marked

"For Customs Clearance by Willson International Custom Brokers".

According to the North American Free Trade Agreement (NAFTA), goods shipped between the United States and Canada can qualify for exemption from all duties, or for a reduction in duties, if the goods can be proven to originate in either the United States, Canada or Mexico.

Canada Customs requires that a NAFTA Certificate of Origin and a Commercial Invoice be completed and sent with the upholstery cover shipment. The Commercial Invoice must clearly state the description of the upholstery cover, the selling price, the make-up or content, and the purchaser. The absence of these two documents will delay the shipments at the U.S./Canada border, thereby potentially delaying the customer order. If the total value of the shipment is less than \$1200 U.S., Customs will accept a Low Value Statement of Origin in place of the NAFTA Certificate of Origin. The Low Value Statement must be signed by a representative of the exporting company. This statement may either be included on the commercial invoice or attached to the invoice. Krug is happy to answer any questions or concerns about COM/COL shipping procedures and the required documents.

CAL 133 & Moisture Barrier

California Technical Bulletin 133 is a flammability test for seating. Krug offers a compliance method which, in combination with non-flammable upholstery covers, may enable the products to meet certification requirements for this test. This process at the same time also provides the products with a Moisture Barrier - a treatment that helps to prevent the passage of liquids and moisture to inside of upholstered components - thereby conferring sanitary and anti-infection benefits. So when CAL 133 is specified, the product also automatically has a Moisture Barrier, and when a Moisture Barrier is specified, the product also features the compliance method and low flammability features of CAL 133.

The application of this upcharge and the compliance method does not mean that the specific configuration of product and upholstery cover are tested and officially certified as being CAL 133 compliant. If official certification is required, Krug will provide this (through an independent certified testing laboratory) at a charge of \$962 per item, plus the cost of the product to be tested. Lead time for certification testing is typically 4-8 weeks. Krug assumes no responsibility for the testing of our products in combination with upholstery covers, or for the results of any testing conducted. Some specific configurations of product and upholstery have already been tested. Please contact Customer Service for additional information.

C.O.L. Yardage

To calculate C.O.L. yardage required, please use the following conversions based on COM yardage: Leather must be ordered in square footage.

- 17 square feet in a yard
- Approx. 3 yards in a hide
- Approx. 51 square feet in a hide
- Please use grade 3 pricing for COL

Upholstery Cover Yardage Calculation

To calculate yardage required for COM and other non-standard upholstery cover orders, please contact Krug Customer Service at 1.888.578.5784. Unless otherwise stated, upholstery cover rolls are assumed to be a minimum 54" wide. Please use the guide below to calculate the percentage of extra upholstery cover required to cover large repeats. The repeat is calculated by adding both the vertical and horizontal measurements together and then referring to the chart below for extra yardage required.

		2"-14"	15"-19"	20"-27"	28"-36"
FABRIC	Plain	Repeat	Repeat	Repeat	Repeat
54	0%	10%	15%	20%	25%
53-50	16%	20%	25%	30%	35%
48	16%	25%	30%	35%	40%
45	40%	50%	55%	60%	65%
36	50%	60%	65%	70%	75%

GRADED-IN UPHOLSTERY PROGRAMS

Krug has partnered with several textile brands to grade in their offerings, designed to provide a wide range of upholstery selections for our seating products.

Upholstery pricing and availability is subject to change without notice. We grade this upholstery according to the pricing of the fabric suppliers - when their pricing changes, the Krug grade may change.

When placing an order, a Krug customer must specify the complete upholstery number, along with the appropriate Krug model number and finish. Krug will supply the complete product at the prices listed. Orders specifying graded-in upholstery cannot be cancelled once the upholstery has been ordered.

Upholstery Grades

To determine the price of a product for graded-in upholstery, use the reference lists located on Krug's website under - Products - Textiles, to view the upholstery grade (1-9). Krug is not responsible for the discontinuation of this upholstery. Please contact Customer Service for information on upholstery not listed.

When two upholstery selections are specified for use on seating, the higher grade upholstery price will apply to the order.

High Performance upholstery; Polyurethane, Vinyl or Crypton, is particularly suitable for healthcare and other intensive-use environments.

Upholstery Samples

If you require additional samples or memos for presentation, please contact fabric supplier directly.

Flammability Standards

- Tunnel Test Surface Ratings Class A rating
- Class 1 UFAC
- Passes State of California Technical Bulletin CAL 117-2013

Please contact fabric supplier directly for further flammability information pertaining to specific upholstery.

Special Conditions

Acknowledgments will give the estimated delivery date of the finished product. Some upholstery is imported, and availability may affect estimated delivery time. For large projects, please contact fabric supplier directly for availability of yardage.

KRUG EXPRESS PROGRAM

PROGRAM DETAILS

KrugExpress orders are ready to ship by the date acknowledged. Delivery and shipping schedules may result in actual shipping of orders at a later date. Statutory holidays and scheduled factory vacations may add to acknowledged lead times of *KrugExpress* orders. Unless otherwise specified on the order, the customer's standard method of shipping Krug products will be utilized.

Available factory capacity for *KrugExpress* is filled by orders received on a "first come, first serve" basis. If the normal *KrugExpress* lead time is not available for your order because available capacity has been filled, you will be immediately advised of the earliest available ready-to-ship date. Please consult your Customer Service representative in advance if you wish to confirm the specific lead time availability for a *KrugExpress* order.

Orders must be received by midnight of a given day for that day to be considered the official day the order is received. Order lead times are acknowledged from the date the order is received, but not including the date the order is received.

KrugExpress orders must be "clean" when received in order to be considered officially received on a given day, and lead times will be acknowledged from the date orders are determined to be "clean".

Changes to *KrugExpress* orders are not allowed under any circumstances.

Orders for product on *KrugExpress* must clearly state: "*KrugExpress*".

COM and graded-in upholstery is available on Krug Express. Orders are scheduled on Krug Express, and given the best available date, when the upholstery is received at Krug. Some conditions apply.

SEATING & OCCASIONAL TABLES PROGRAM

Orders for seating products on the *KrugExpress* program may be subject to quantity maximums. Please contact Krug Customer Service for more information.

Quantity maximums are dependent upon available capacity, in order to insure that we ship all orders on time. Please note that the CAL 133 option is not available on *KrugExpress*.

Only standard wood finishes are available for *KrugExpress* orders. Laminates are not available on *KrugExpress*.

Krug Express includes all Krug seating and occasional tables as well as Krug conference and casegood products to complement this seating offering.

WOOD FINISHES

Standard wood finishes are:

Finishes on Beech

Appalachian Cherry
American Cherry
Imperial Cherry
Light Cherry
Medium Cherry
Natural Cherry
Sable Cherry
Standard Cherry
Light Oak
Harvest Oak
Mahogany
Mellow Oak
Espresso
Cordovan Walnut
Natural Walnut
Regular Walnut
SilverGrey on Walnut
Dark Walnut
Clear Beech
Medium Anigre

Finishes on Maple

Clear Maple
Honey Maple
Wheat Maple

PALETTE

Palette finishes available for applicable products.

Black
White
Soft Green
Steel Blue
Slate

WOOD FINISHES TO MATCH STANDARD LAMINATES

Willow on Beech
Copper on Beech
Shiraz Cherry on Beech
Park Avenue Walnut on Beech
Chocolate on Beech
Nutmeg on Beech
Portobello on Beech
Ash on Beech
Dune on Maple

NATURAL CHARACTERISTICS OF WOOD

Wood is a natural product with inherent color variations that will never be fully mitigated by the finishing process. Please anticipate variation in colors within a single unit, from piece to piece, and from Krug wood finish samples. If a very close match is required, a sample must be provided with the order and an upcharge will apply. Exact color matches are not possible.

Custom Wood Finishes

Add 10% list to your order for special finishes, minimum upcharge is \$630 list per finish per order. (For example, on all orders up to \$6300 list, an upcharge of \$630 will apply, on orders \$6300 and up add 10% list to your order.)

Special finish upcharges on seating products are calculated on a grade 1 value. For orders with special finishes, a sample that is a minimum 3" by 3" must be received with the order. Special finishes may add additional lead time to production schedules. Since wood is a natural product, some variations in grain, color and stain acceptance will occur. In our finishing processes, we try to minimize variations, but some variation between samples and finished goods should be anticipated.

Dual Finishes

Add 10% list per item if specifying dual finish.

Standard Wood Finishes

No upcharge will be applied when specifying a finish available as standard on one species onto maple seating and occasional tables. Clear finishes are not available on other species since they are a clear finish on top of the natural veneer color.

LAMINATE PROGRAM

LAMINATES

Krug's in-stock Laminates are available in 17 different laminate selections. Please note that 4 of the colors (Gingerbread, Portobello, Ash and Willow) have textured finishes and may not be appropriate for use in patient areas due to infection control concerns. Minimum order quantities and extended lead times may apply for exotic laminate colors, please check with customer service. Polymer Edge will be selected to match the worksurface. Krug's previous laminate in-stock program will be phased out as in-stock supply depletes. Please contact customer service for availability.

IN-STOCK LAMINATES

Wood Grain Laminates	High Pressure Laminate Supplier	Textured Wood Grain Laminates	High Pressure Laminate Supplier
Champagne	Tafisa T492CR	Gingerbread	Tafisa T556UR
Hardrock Maple	Formica 86992-58	Portobello	Tafisa T557UR
Dune	Tafisa T491CR	Ash	Tafisa T535AT
Copper	Tafisa T521CR	Willow	Tafisa T543AT
Shiraz Cherry	Tafisa T472CR	Solid Laminates	
Park Avenue Walnut	Wilsonart 7984-38		
Chocolate	Tafisa T498CR		Wilsonart D354-60
Nutmeg	Tafisa T477CR		Tafisa T202CR
Nightfall	Pionite WX421		Tafisa T767CR
		Charcoal	Tafisa T228CR

PHASE OUT LAMINATES

Almond - Black- Shadows - Edgewood Sycamore - Gunstock Walnut


Non-Stocked Laminates

For specific lead time and application questions, please contact Krug Customer Service for your requirement. Upcharges will be applicable for non-stocked laminates, depending on their cost. Non-stock laminates may require a minimum order quantity, please contact customer service. Stocked polymer edges only can be specified for use with non-stocked laminates or tops will be self-edged.


SOLID SURFACE PROGRAM

The Solid Surface option provides an enhanced durability, protection and cleanability. It is available in 8 standard colors and is replaceable if it becomes damaged or degraded. See individual products for list upcharge chart.

GROUP GRADE A - WHITE




Glacier White



Cameo White

GROUP GRADE A - COLOR




Bisque

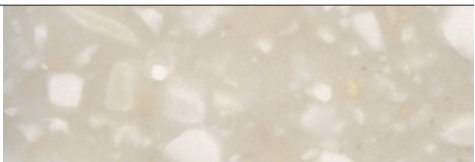


Linen

GROUP GRADE B



Antarctica

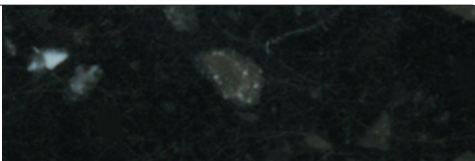


Savannah

GROUP GRADE C



Dove



Deep Night Sky



All products are air emissions certified and are available as FSC® certified

krug

solutions@krug.ca | www.krug.ca | 1.888.578.KRUG