

**TREVISA**  
Price and Specification Guide  
**GSA**  
**GS-03F-084DA**



# TERMS & CONDITIONS | INFORMATION FOR ORDERING ACTIVITIES

## General Services Administration Federal Supply Schedule

FSC Groups 7110, 7125  
 Subcategory: Furniture  
 CONTRACT NUMBER: GS-03F-084DA  
 CONTRACT PERIOD: April 1, 2016 through March 31, 2026  
 CONTRACTOR/ ADMINISTRATOR: Mira Jaksic-Husic  
 Krug Inc.  
 421 Manitou Drive  
 Kitchener, Ontario, Canada  
 Tel: 1-800-265-2796  
 Fax: 1-800-265-2798

### 1. List of Special Item Numbers on Contract

33721P Packaged Office Furniture w Ancillary Installation Services  
 33721 Office Furniture w Ancillary Installation Services  
 339113H Healthcare Furniture w Ancillary Installation Services  
 OLM Order Level Materials

2. SPECIAL ITEM NUMBER	MAXIMUM ORDER
33721P	\$5,000,000
33721	\$250,000
339113H	\$500,000
OLM	\$250,000

3. SPECIAL ITEM NUMBER	MINIMUM ORDER
33721P	\$100.00
33721	\$100.00
339113H	\$100.00
OLM	NA

### 4. Geographic Coverage

48 contiguous States and Washington, DC

### 5. Point of Production

Krug Inc.  
 421 Manitou Drive  
 Kitchener, Ontario, CANADA  
 N2C 15L

### 6. Discount from List Prices

33721P Package Office Furniture Krug Product Discounts As Below  
 GSA Teaming Partner Products at their  
 Approved GSA Discount Terms. Krug  
 Installation Charge 12.75% of Net Order  
 (Max.). No Charge for Project Mgt Services.

33721 Office Furniture	
Executive Office Furniture	56.6%
Executive Conference Furniture	56.6%
Tables and Accessories	56.6%
Fully Upholstered Lounge Furniture	56.6%
Multiple Seating	56.6%
Multi-Purpose Seating	56.6%
Stacking Chairs	56.6%
Installation Ancillary to these products	12.75% Charge of Net Order (Max.)

339113H Healthcare Furniture	
Hospital Patient Room Furniture	56.6%
Hospital Geriatric Chairs & Lounge Seating	56.6%
Patient Service Systems	56.6%
Installation Ancillary to these products	12.75% Charge of Net Order (Max.)

### 7. Quantity Discounts (off Net pricing)

Multiple Seating, Multipurpose Seating, Stacking  
 Chairs

25,001 – 50,000	1%
50,001 – 100,000	2%
100,001 – 150,000	3%
150,001 – 250,000	4%

Lounge Seating, Tables & Accessories

25,000 – 50,000	1%
50,001 – 75,000	2%
75,001 – 100,000	3%
100,001 – 180,000	4%
180,001 – 200,000	5%
200,001 – 250,000	6%

Hosp/Geriatric Chairs and Lounge, Patient Room  
 Furniture, Patient Service Systems

\$100,000 - \$200,000	1%
\$200,000.01 - \$300,000	1.5%
\$300,000.01 - \$400,000	2%
\$400,000.01 - \$500,000	2.5%

Quantity Discounts for Executive Office and  
 Executive Conference are no longer applicable  
 based on the MAS Consolidation revisions to  
 Maximum Order Limits.

### 8. Prompt Payment Terms

Net 30 Days

### 9. Visa and MasterCard are accepted above and below the micro-purchase threshold.

NOTE: No additional discount will be offered on  
 orders placed using credit cards.

### 10. Foreign Items

All items manufactured in Canada.

### 11a. Time of Delivery

60-90 Days ARO for all items.

### 11b. Expedited Delivery

Please contract Krug GSA Customer Service for  
 information on Expedited Delivery/Krug Express  
 Program. 1-800-265-2796

### 11c. Overnight & 2 day Delivery

N/A

### 11d. Urgent Requirements

Please contact Krug for urgent requirements.

### 12. F.O.B. Point

Destination

### 13. Payment Address

Same as above

# TERMS & CONDITIONS | INFORMATION FOR ORDERING ACTIVITIES

## 14. Warranty

For commercial products, Krug warrants the construction and the finish of all our products to be free from defects in materials and workmanship for a period of 10 years from the date of purchase. For Krug Healthcare products (as outlined in the US Healthcare price and specification Guide dated March 1, 2019), Krug warrants the construction and finish of all Healthcare products to be free from defects in materials and workmanship for the lifetime of their use. This warranty is applicable to products in use by their original purchaser. This warranty does not apply to components not manufactured by Krug including textiles, which are subject to the specific warranties of those manufacturers, if any. Textiles (fabric, leather, vinyl, or any other covering material) suppliers do not guarantee their products for durability and color fastness, and nor does Krug.

Casters, mechanical and electrical components have a warranty of five years from the date of purchase. The Krug warranty does not apply to COM-specified materials, damage caused by a carrier other than Krug, or variation in wood finishes due to natural wood color variation. Krug cannot be held responsible for variations in fabric dye lots from order to order. All fabric is carefully inspected when it is received, but a degree of variation in color should be expected. Repairs or replacement of any defect covered under this warranty by Krug will be made, at our option and method, at no charge to the original purchaser during the warranty period. Krug's judgement is final and binding with respect to the nature or cause of defects or damage, and the necessity or manner of repair or replacement.

This warranty does not apply to defects or damage resulting from:

- normal wear and tear occurring with the use of the product
- negligence, misuse, excessive use, alteration, improper cleaning or repair
- substitution or use of incorrect or unauthorized components or material
- handling or installation that is incorrect, or that causes damage or defect
- damage incurred by a freight carrier other than Krug
- wearing of finishes and fabrics, and normal variations in materials (including dye lot variations)
- properties of natural materials, including wood and leather
- exposure to environments with uncontrolled temperature and humidity (products must be transported, stored and used in climate controlled conditions)

Note, specific warranties for components and materials not manufactured by Krug: Height Adjustable Mechanism Warranty Krug warrants to the original consumer purchaser its Height Adjustable Mechanism that it will be free from defects in material and workmanship. This limited warranty covers material and manufacturing defects, which cause a non-conformance in the function of a table base and is limited to the following products and warranty term determined from their dates of purchase: a) Electronic components such as control boxes, hand switches and motors – two (2) years b) Mechanical components such as crank drives, spindles – five (5) years c) Structural components such as J-channels, feet and top supports – ten (10) years. The start of the warranty period is the documented date of your purchase of the product. The warranty herein is made to and for the benefit of the original consumer purchaser of the product and is non-transferable. If you discover a defect in material or workmanship during the warranty period, and Krug agrees that the defect exists, Krug will, at its option, repair or replace the Product at no charge to you, provided it is returned during the warranty period. In the unlikely event that your product should require repair or replacement during the warranty period, please contact Krug to obtain warranty service. The warranty period on replacement products is the remainder of the warranty on the original product or 30 days, whichever is longer.

Jordan Sleepers Heavy-Duty Mechanism, made with heavy gauge steel and minimal moving parts - is backed by a 5-year warranty on the mechanism itself, in addition to the lifetime warranty on the rest of the product. If it does become damaged or degraded, the mechanism can be field-replaced. Juno and Trevisa Overbed Tables have a 2-year warranty.

## 15. Export Packing Charges

Quoted upon request

## 16. Terms and Conditions of Government Commercial Credit Card

ACCEPTANCE: KRUG will accept the government commercial credit card but will not Offer any additional discount for orders placed using the credit card

## 17. Term and Conditions of Rental Maintenance and Repair.

N/A

## 18. Term and Conditions of Installation

N/A

## 19. Term and Conditions of Repair

N/A

## 20a. Term and Conditions for any other services

N/A

## 20. Service and Distribution points

Call contractor

## 21. Participating Dealers

Call contractor

## 22. Preventative Maintenance

N/A

## 23. Environmental Attributes

Krug maintains a program to reduce the impact on the environment of our products and operations.

## 24. Data Universal Number System (DUNS) number

251476669

## 25. Notification regarding registration in SAM.

Krug Inc.'s registration in SAM is current, accurate and valid.

## 26 Cage Code: 37310

SIN 339113H - Patient Room Furniture

**TREVISA | TABLE OF CONTENTS**

**TREVISA**

2 Trevisa LEED Credit Summary

3 Trevisa Headwalls & Footwalls

4 Trevisa Features & Options

7 Trevisa Specifying

9 Trevisa Bedside Tables

12 Trevisa Dressers

13 Trevisa Benches

14 Trevisa Wardrobe Combinations

15 Trevisa Wardrobe & Storage

19 Trevisa TV Units

21 Trevisa Bookcases

22 Trevisa Desks

23 Trevisa Headboards & Footboards

23 Trevisa Markerboard, Mirror & Corkboard

24 Trevisa Overbed Tables

**GENERAL INFORMATION**

26 Terms & Conditions

26 Warranty

28 Wood Finishes

28 Standard Laminates

29 Solid Surface Program

30 KRUG Textiles - Upholstery Fabrics

32 KRUG Textiles - Leather & Faux Leather

34 Customer's Own Material (COM/COL)

34 CAL 133 & Moisture Barrier

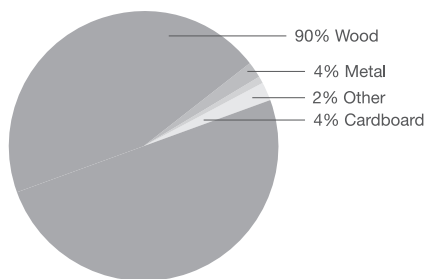
35 Graded-In Upholstery Programs

35 *KRUGEXPRESS* Program





**MATERIAL CONTENT:**



**PRE-CONSUMER  
RECYCLED CONTENT = 91%**

**POST-CONSUMER  
RECYCLE CONTENT = 4%**

CONTRIBUTES TO		
CREDIT 2.1 - 2.2	Construction Waste Management	1-2 point(s)
CREDIT 3.3	Resource Reuse	1 point
CREDIT 4.1	Recycled Content	1 point
CREDIT 4.2	Recycled Content	1 point
CREDIT 4.4	Low Emitting Materials	1 point
	Composite Wood & Laminate Adhesives	1 point
CREDIT 5.1	Regional Materials*	1 point
CREDIT 7	Certified Wood (PLEASE ENQUIRE)	1 point

\* This credit is only applicable if in total 20% of the combined value of the procured construction materials and furniture is manufactured within a radius of 500 miles. This credit will apply if the installation of the finished product occurs within 500 miles of Toronto, Ontario.

## TREVISA | FEATURES

### BREADTH OF LINE:

The healthcare casegoods lines offer solutions from contemporary to transitional to traditional styling. Trevisa offers transitional and traditional. The lines are extremely wide including 5 bedside table configurations, 3 dressers, 2 benches, 2 combination bench/wardrobes, 8 wardrobe/storage units, 4 TV units, 3 bookcases, 2 desks, a headboard and footboard, a marker board, mirror and corkboard, and 4 overbed tables. In addition custom modular headwalls and footwalls are offered.



### CUSTOM CAPABILITY:

Krug can offer both custom sizes of standard product and completely custom units, including modular headwalls and footwalls. For more information, please contact Customer Service.

### DURABILITY:

Cabinets are constructed of  $\frac{3}{4}$ " thick panels including backs. In contrast to cabinets constructed with  $\frac{1}{8}$ " back panels, the Trevisa units are more robust and less susceptible to damage. All exposed laminate edges are covered with 2.5mm polymer edge banding in colors matching the laminates. This thicker edge banding provides an increased level of durability on all edges as well as a 2.5 mm radius on the edge. The softer radius is less likely to bruise or cut the skin of a patient or caregiver. Bottom panels extend under the side and back panels of cabinets with 4 casters in order to maximize the ability of the cabinet to withstand heavy handling.



### DRY FIT CONSTRUCTION:

Cabinets are assembled with mechanical cams. This is known as dry fit construction. The result is that any panel can be replaced if damaged, unlike in the case of cabinets that are glued together where damage to any surface leads to replacement of the entire unit.

### VENTS:

There is one 1" diameter vent for each drawer and each door set for air circulation. All vent holes are covered with plastic vents both inside and outside to eliminate exposed particle board, thus preventing moisture and bacteria from entering the core.

### SEALED CORE:

All unseen particle board edges that are not covered by an adjoining panel are edge banded (i.e. no exposed particle board). As with the vent covers noted above, this prevents moisture and bacteria from seeping into the core.



### DRAWERS:

Drawers have white metal sides with white laminate bottoms and backs, and all exposed particle board edges are edge banded.

The unobstructed metal sides facilitate cleaning. Bumpers are installed on all drawers and doors to soften the sound of closing.



### DOOR AND DRAWER PULL STYLES:

Flex is an injection-molded plastic pull designed to offer some "give" or flexibility when inadvertently hit by a patient or caregiver. The color is similar to Silver Metallic.

The Indus pull eliminates a protrusion that could bruise a patient or caregiver. The finish is Silver Metallic.

The Ravenna and Murano are attractive transitional pulls in satin nickel.

The Renzo knob pull creates a much different cabinet appearance. The finish is satin nickel.

The Verona and Padua traditional pulls are mounted with rosettes. Finish in antique brass. A complimentary brushed brass knob is used on doors.

**TOPS:**

Tops are ¾" thick and can be laminate with polymer edge banding, high-pressure laminate with polymer edge banding, or seamless thermoformed vinyl.

- Edge A - Laminate with Polymer Edge, or High-Pressure Laminate with Polymer Edge
- Edge B - Seamless Thermoformed Vinyl
- Edge C - Seamless Thermoformed Vinyl
- Edge D - Seamless Thermoformed Vinyl
- Edge E - Seamless Thermoformed Vinyl
- Edge F - Seamless Thermoformed Vinyl
- Edge G - High-Pressure Laminate with Wood Edge, or Seamless Thermoformed Vinyl
- Edge S - Laminate with T-Mold bumper or High-Pressure Laminate with T-Mold bumper. With this edge the overhang is 1/2" on all sides.

Standard Top Overhang is 1/4" on 4 sides

Optional Top Overhang is 1/2" on 4 sides (to assist with movement of the cabinet)

Tops on units over 40" high are laminate only

**DOOR / DRAWER FRONTS:**

Door / Drawer fronts are 3/4" thick and 7 styles are available.

- Delphine - Laminate with Polymer Edge
- Lia - Seamless Thermoformed Vinyl
- Como - Seamless Thermoformed Vinyl
- Assano - Seamless Thermoformed Vinyl
- Bassano - Seamless Thermoformed Vinyl
- Elba - Seamless Thermoformed Vinyl
- Rossano - Seamless Thermoformed Vinyl

Headboards and footboards are high-pressure laminate on ¾" plywood with polymer edge banding. HPL and plywood are used in this application for added strength.

**BASE RAILS (material will be the same as the Door/Drawer Fronts):**

Cabinets are available with 4 ¼" legs (for ease of cleaning), or sides to the floor with the following 4 front base-rail options.

- Option 1 - Laminate with Polymer Edge, or Seamless Thermoformed Vinyl
- Option 2 - Laminate with Polymer Edge, or Seamless Thermoformed Vinyl
- Option 3 - Laminate with Polymer Edge, or Seamless Thermoformed Vinyl
- Option 4 - Laminate with Polymer Edge, or Seamless Thermoformed Vinyl

**BENCH**

The cushion for the bench is 3" thick.

**LAMINATE COLORS:**

There are 4 solid color options and 13 wood-grain colors. All colors are available in laminate, high-pressure laminate and thermoformed vinyl. Polymer Edge banding matches the laminate selections. Wood finishes to match the wood-grain laminates are available for Krug Healthcare Seating.

**VENEER**

Many items in the Trevisa product line are also available in maple veneer and in a combination of veneer exterior surfaces and laminate interior faces.

The veneered version is available with the Delphine front and "A" top edge profile. Both high-pressure laminate and thermoformed vinyl tops can be supplied as options with the veneered cabinets. Please contact your Krug representative or customer service for a quotation on veneered product.


**ENVIRONMENTAL FEATURES:**

Trevisa cabinets have a very high recycled content and contribute to both LEED credits 4.1 and 4.2. The packaging is recyclable. Non-urea-added core is available as an option and air-emissions certified product is also optionally available. FSC wood may be possible on larger projects.

**WARRANTY:**


All cabinets carry a limited lifetime warranty. Overbed tables have a 2-year warranty.

## TREVISA OPTIONS



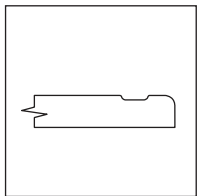
### ROUNDED TOPS

A top with rounded corners is available as an option on bedside tables. There is a choice of laminate or high pressure laminate. The edge is polymer to match the laminate color. The overhang is 3/4" on all 4 sides of the top. (Tops specified with T-mold bumper are also rounded at corners. In these cases the overhang is 1/2" on all sides).



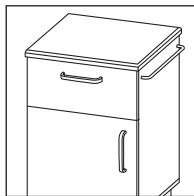
### TOWEL BAR

The Towel Bar option fastens to the sides of the bedside tables. It is available in a satin nickel finish. The standard placement is the side opposite the hinge.



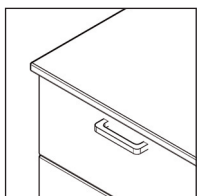
### SPILL-GUARD EDGE

Trevisa bedside tables are available with the spill-guard edge surface on the thermoformed vinyl tops to collect liquids when spills occur.




### LITTER BAG HOLDER

The Litter Bag Holder option fastens to the sides of the bedside tables. It is available in a satin nickel finish. It holds small paper bags and can be field-installed. The standard placement is the side opposite the hinge. shelf and coat rod for ADA compliance (shelf is 48" above the floor).



### EXTENDED LAMINATE TOP OVERHANG


Rather than the standard 1/4" top overhang on all sides, this can be at 1/2" to facilitate moving of the cabinet for cleaning.



### BASE OPTIONS

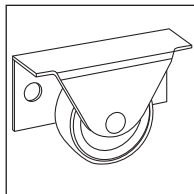
Trevisa Bedside Tables have 3 base options -

No legs and adjustable glides




### GALLERY RAILS

Optional gallery rails are in satin nickel finish. There is a rail on each side and another across the back.

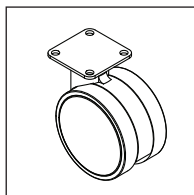


No legs (front rail) and 2 hidden non-swivel casters at the rear of the cabinet

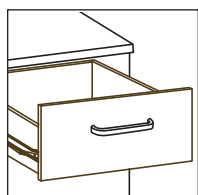


### LOCKING TOP DRAWER OR DOOR

Trevisa cabinets have the option to lock. They can be randomly keyed for security. The lock option is factory installed and must be specified on the order.

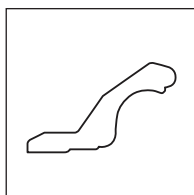


4 swivel casters (2 locking)  
(no base rail)



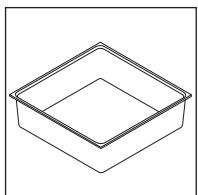
### LAMINATE DRAWER

An optional white laminate drawer with a single-action 3/4-extension slide is available at no upcharge. All edges are banded.



### CROWN MOLDING

Crown Molding is available as an option for tall units. It is in thermoformed vinyl to match the cabinet. Crown Molding ships separately and is field installed. It is supplied for the front and two sides with mitered joints.



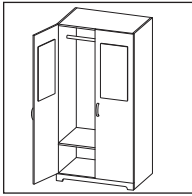
### SEAMLESS DRAWER LINER

Trevisa bedside tables are available with the option of a plastic drawer liner. Ideal for infection control purposes, it can be removed, sterilized or replaced when damaged or degraded.

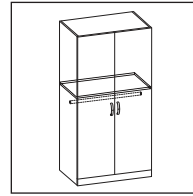
### MASTER KEY

Trevisa bedside tables have the option to lock with a master key. This must be specified on the order.

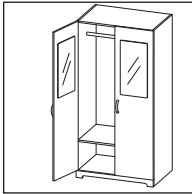


**TREVISA OPTIONS****CABINET MOUNT MARKERBOARD**


The Markerboards are 24" high by 12" wide. They can be mounted to the inside or outside of the cabinet door (inside is standard).

**LOWER MOUNTING COAT ROD AND SHELF (ADA)**

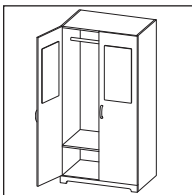
Trevisa Wardrobes are available with the lower shelf and coat rod for ADA compliance (shelf is 48" above the floor).

**CABINET MOUNT MIRROR OPTION**

The Mirrors are 24" high by 12" wide and acrylic. They can be mounted to the inside or outside of the cabinet door (inside is standard).

**PULL-OUT SWIVEL TV TRAY**


Trevisa TV Units come with the option of a pull-out swivel TV Tray. The swivel tray is factory installed and must be specified at the time of order.

**CABINET MOUNT CORKBOARD OPTION**


The Corkboards are 24" high by 12" wide. They can be mounted to the inside or outside of the cabinet door (inside is standard).

**TREVISA SOLID SURFACE TOPS**

Trevisa Bedsides tables, Dressers, Desks and Overbed tables are available with solid surface top in either 1/2" or 1" thickness. Please refer to the Trevisa Solid Surface Tops section for color selections and pricing pages for list price and upcharges.

**SOLID SURFACE****GROUP GRADE A - WHITE**

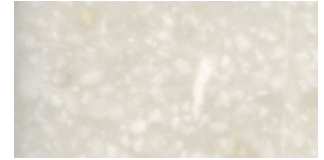
Glacier White




Cameo White

**GROUP GRADE A - COLOR**

Bisque




Linen

**GROUP GRADE B**

Antarctica



Savannah

**GROUP GRADE C**

Dove



Deep Night Sky

SIN 339113H - Patient Room Furniture









# TREVISA | SPECIFYING

**REQUIRED TO SPECIFY**

After each product grouping in the following pages, there is a summary under the title “Required to Specify”. The summary lists the elements that need to be specified including Model Number, Top & Edge Profile, Pull Style and Color, Body Style and Color,

**TOP EDGE PROFILES:**

Select one:

							
Edge A	Edge B	Edge C	Edge D	Edge E	Edge F	Edge G	Edge S (only offered on bedside tables)

**ORDERING NOTES:**

Edge A is available in Laminate with Polymer Edge or High-Pressure Laminate with Polymer Edge.  
Edge Profiles B, C, D, E, F & G are available in Seamless Thermoformed Vinyl. Laminate surface is not flush to the wood edge. Spill-guard Edge can be ordered on Edge Profiles B, C, D, E, F & G in Seamless Thermoformed Vinyl.  
Edge S is available in Laminate with T-Mold bumper or High-Pressure Laminate T-Mold bumper.

**DOOR AND DRAWER PULL STYLES:**

						
Flex - F	Indus - I *	Ravenna - R	Miro - M	Adriana - A	Padua - P	Verona - V
No Upcharge Color is similar to Silver Metallic	\$11 each Silver Metallic	No Upcharge Satin Nickel	\$5 each Satin Nickel	No Upcharge Satin Nickel	\$6 each English Antique Brass	\$11 each Antique Brass

**ORDERING NOTES:**

\* Cannot be used on Front Styles Como or Azzano.

**BASE RAILS:**

Select one:

			
Style 1	Style 2	Style 3	Style 4

**LAMINATE:**

Select one:

				
Champagne	Hardrock Maple	Dune	Gingerbread	Portobello
				
Park Avenue Walnut	Chocolate	Nightfall	Ash	Willow
				
Nutmeg	Copper	Shiraz Cherry		
				
Designer White	Platinum	Earth	Charcoal	

**VINYL COLORS:** (For Overbed Table vinyl selection see page 632)

Select one:



**VENEER COLORS:**

Select one:



**SOLID SURFACE:** Please contact customer service for a quote. See page 643 for color options.

**T-MOLD BUMPER COLORS:**

Select one: Beige - B Charcoal Grey - C

**BASE COLORS FOR OVERBED TABLES:**

Select one: S - Silver Metallic G - Graphite B- Black A - Almond N - Nevada




**ORDERING NOTES:**

A typical selection and the ideal way to enter on your purchase order would be as follows:

REQUIRED TO SPECIFY	SPECIFIED	LIST	
1. Model number (above)	TB1201R	\$967	Bedside Table with 1 drawer/1 door and Lia fronts Right handed
2. Top Material/Top Edge Profile (below)	- B	\$81	Edge Profile B
3. Front Style (above)	- L	as listed	Seamless Thermoformed Vinyl Lia
5. Base Rail	-1	N/C	
4. Pull Style (Page 615)	- F	Flex	
6. Top Color (Page 615 note color selection)	Top Color (select color)	N/C	
7. Case Color (Page 615 note color selection)	Body Color (select color)	N/C	
8. T-mold bumper - Edge Profile S note color selection			
9. Options (below)	Options:		
	Locking Top Drawer - LK	\$51	
	Seamless Drawer Liner - SL	\$51	
	<b>Final - TB1201 R B L 1 F LK SL -</b>	<b>\$1150</b>	

SIN 339113H - Patient Room Furniture

# TREVISA | BEDSIDE TABLES

FRONT STYLES								
Delphine front is laminate. All others are thermoformed vinyl.								
Description/Model	Delphine - D	Lia - L	Como- C	Azzano - A	Bassano - B	Elba - E	Rossano - R	
<div>1 Drawer, 1 Fixed Shelf</div> <div>Laminate Top</div> 	TB2209NL*	725	856	904	920	932	959	959
	TB2203NL	777	911	957	974	985	1011	1011
	TB2204NL	815	946	993	1008	1022	1051	1051
<div>1 Drawer, 1 Fixed Shelf</div> <div>1/2" Solid Surface Top</div> <div>Grade A-White</div> 	TBSS2209N*	1047	1178	1226	1242	1254	1281	1281
	TBSS2203N	1099	1233	1279	1296	1307	1333	1333
	TBSS2204N	1137	1268	1315	1333	1307	1373	1373
<div>1 Drawer, 1 Fixed Shelf</div> <div>1" Solid Surface Top</div> <div>Grade A-White</div> 	TB1SS2209N*	1273	1406	1452	1468	1480	1507	1507
	TB1SS2203N	1325	1459	1505	1522	1533	1559	1559
	TB1SS2204N	1363	1494	1541	1556	1570	1599	1599

DIMENSIONS

	Overall Width	Overall Depth	Overall Height	Shipping Weight	Cubes
TB2209 (TB2203, TB2204)	19.75	19.75	30	74	8

TO SPECIFY

1. Model number (above)
2. Top Material/Top Edge Profile (right -add character)
3. Front Style (above -add character)
4. Pull Style (Page 616 -add character)
5. Top Color (Page 616 note color selection)
6. Case Color (Page 616 note color selection)
7. Options (below -add character)

TOP MATERIAL OPTION UPCHARGES : (Page 616)

	\$ LIST
Laminate - Polymer Edge	- L (with Edge Profile A) Included
HP Laminate - Polymer Edge	- P (with Edge Profile A) 36
Seamless Thermoformed Vinyl	- B or C (with Edge Profiles B or C) 81
Laminate Bumper	- X (with Edge Profile S) 50
HP Laminate Bumper	- Y (with Edge Profile S) 86

Solid Surface Grades	A-White	A-Color	B	C
1/2 " Solid Surface Top	Included above	41	97	154
1" Solid Surface Top	Included above	54	131	239

TREVISA BEDSIDE TABLE OPTIONS

	\$ LIST		\$ LIST
Thermoformed Vinyl - Spill Guard Edge - SG	53	Towel Bar - TB	53
Solid Surface - Spill Guard Edge - SG	92	Master Key - MK	42
Locking Top Drawer or Door - LK	50	Laminate Drawer - DR	N/C
Gallery Rails - GR	208	Rounded Top - RT	N/C
Litter Bag Holder - BH	14	<b>NOTE:</b> Available with Top Materials Laminate or HPL and Top Edge Profile "A".	
Seamless Drawer Liner - SL	53		
		Extended Laminate Top Overhang - EX	N/C

MODEL CODE KEY

Product Line	Description	Style	Width	Base Style	Orientation (hinge side when facing cabinet)	Top Material
<div>T</div> Trevisa	<div>B</div> Bedside Table	<div>2</div> 1 Drawer, 1 Fixed Shelf	<div>20</div>	<div>3</div> 2 casters	<div>L</div> Hinged Left	<div>L</div> Laminate
	<div>BSS</div> Bedside Table 1/2" Solid Surface Top			<div>4</div> 4 casters	<div>R</div> Hinged Right	<div>P</div> HP Laminate
	<div>B1SS</div> Bedside Table 1" Solid Surface Top			<div>9</div> no legs or casters	<div>N</div> Not Applicable	<div>B</div> Thermoformed Vinyl
						<div>X</div> Laminate Bumper
						<div>Y</div> HP Laminate Bumper




\* Indicates model illustrated by line drawing.



SIN 339113H - Patient Room Furniture  
**TREVISA | BEDSIDE TABLES**

FRONT STYLES

Delphine front is laminate. All others are thermoformed vinyl.

Description/Model		Delphine - D	Lia - L	Como- C	Azzano - A	Bassano - B	Elba - E	Rossano - R
1 Drawer, 1 Door <b>Laminate Top</b>	TB1209L*	833	967	1011	1031	1039	1068	1068
	TB1203L	887	1021	1066	1083	1095	1120	1120
	TB1204L	922	1056	1104	1118	1134	1161	1161
1 Drawer, 1 Door <b>1/2" Solid Surface Top</b> Grade A-White	TBSS1209*	1155	1289	1333	1353	1361	1390	1390
	TBSS1203	1209	1343	1388	1405	1417	1442	1442
	TBSS1204	1244	1378	1426	1440	1456	1483	1483
1 Drawer, 1 Door <b>1" Solid Surface Top</b> Grade A-White	TB1SS1209*	1381	1515	1559	1579	2087	1616	1616
	TB1SS1203	1435	1569	1614	1631	1643	1668	1668
	TB1SS1204	1470	1604	1652	1666	1682	1709	1709

**DIMENSIONS**

	Overall Width	Overall Depth	Overall Height	Shipping Weight	Cubes
TB1209 (TB1203, TB1204)	19.75	19.75	30	77	8

**TO SPECIFY**

1. **Model number** (above)
2. **Top Material/Top Edge Profile** (right -add character)
3. **Front Style** (above -add character)
4. **Pull Style** (Page 616 -add character)
5. **Top Color** (Page 616 note color selection)
6. **Case Color** (Page 616 note color selection)
7. **Options** (below -add character)

**TOP MATERIAL OPTION UPCHARGES : (Page 616)**

**\$ LIST**

Laminate - Polymer Edge	- <b>L</b> (with Edge Profile A)	Included
HP Laminate - Polymer Edge	- <b>P</b> (with Edge Profile A)	36
Seamless Thermoformed Vinyl	- <b>B or C</b> (with Edge Profiles B or C)	81
Laminate Bumper	- <b>X</b> (with Edge Profile S)	50
HP Laminate Bumper	- <b>Y</b> (with Edge Profile S)	86

**Solid Surface Grades**

1/2 " Solid Surface Top
1" Solid Surface Top

**A-White**

Included above
Included above

**A-Color**

41
54

**B**

97
131

**C**

154
239

**TREVISA BEDSIDE TABLE OPTIONS**

**\$ LIST**

Thermoformed Vinyl - Spill Guard Edge - SG	53
Solid Surface - Spill Guard Edge - SG	92
Locking Top Drawer or Door - LK	50
Gallery Rails - GR	208
Litter Bag Holder - BH	14
Seamless Drawer Liner - SL	53

**\$ LIST**

Towel Bar - TB	53
Master Key - MK	42
Laminate Drawer - DR	N/C
Rounded Top - RT	N/C
<b>NOTE:</b> Available with Top Materials Laminate or HPL and Top Edge Profile "A".	
Extended Laminate Top Overhang - EX	N/C




**MODEL CODE KEY**

Product Line	Description	Style	Width	Base Style	Orientation (hinge side when facing cabinet)	Top Material
<b>T</b> Trevisa	<b>B</b> Bedside Table	<b>1</b> 1 Drawer, 1 Door	<b>20</b>	<b>3</b> 2 casters	<b>L</b> Hinged Left	<b>L</b> Laminate
	<b>BSS</b> Bedside Table 1/2" Solid Surface Top			<b>4</b> 4 casters	<b>R</b> Hinged Right	<b>P</b> HP Laminate
	<b>B1SS</b> Bedside Table 1" Solid Surface Top			<b>9</b> no legs or casters	<b>N</b> Not Applicable	<b>B</b> Thermoformed Vinyl
						<b>X</b> Laminate Bumper
						<b>Y</b> HP Laminate Bumper

\* Indicates model illustrated by line drawing.

SIN 339113H - Patient Room Furniture

# TREVISA | BEDSIDE TABLES

		FRONT STYLES						
		Delphine front is laminate. All others are thermoformed vinyl.						
Description/Model		Delphine - D	Lia - L	Como- C	Azzano - A	Bassano - B	Elba - E	Rossano - R
<div>1 Drawer</div> <div>Laminate Top</div> 	TB3209NL*	698	806	844	855	863	886	886
	TB3203NL	750	861	894	909	916	938	938
	TB3204NL	788	895	932	945	954	975	975
<div>1 Drawer</div> <div>1/2" Solid Surface Top</div> <div>Grade A-White</div> 	TBSS3209N*	1020	1128	1166	1177	1185	1208	1208
	TBSS3203N	1072	1183	1216	1231	1238	1260	1260
	TBSS3204N	1110	1217	1254	1267	1276	1297	1297
<div>1 Drawer</div> <div>1" Solid Surface Top</div> <div>Grade A-White</div> 	TB1SS3209N*	1246	1354	1392	1403	1411	1434	1434
	TB1SS3203N	1298	1409	1442	1457	1464	1486	1486
	TB1SS3204N	1336	1443	1480	1493	1502	1523	1523

## DIMENSIONS

	Overall Width	Overall Depth	Overall Height	Shipping Weight	Cubes
TB3209 (TB3203, TB3204)	19.75	19.75	24	62	6

## TO SPECIFY

1. **Model number** (above)
2. **Top Material/Top Edge Profile** (right -add character)
3. **Front Style** (above -add character)
4. **Pull Style** (Page 616 -add character)
5. **Top Color** (Page 616 note color selection)
6. **Case Color** (Page 616 note color selection)
7. **Options** (below -add character)

## TOP MATERIAL OPTION UPCHARGES : (Page 616)

	\$ LIST
Laminate - Polymer Edge	- <b>L</b> (with Edge Profile A) Included
HP Laminate - Polymer Edge	- <b>P</b> (with Edge Profile A) 36
Seamless Thermoformed Vinyl	- <b>B or C</b> (with Edge Profiles B or C) 81
Laminate Bumper	- <b>X</b> (with Edge Profile S) 50
HP Laminate Bumper	- <b>Y</b> (with Edge Profile S) 86

Solid Surface Grades	A-White	A-Color	B	C
1/2 " Solid Surface Top	Included above	41	97	154
1" Solid Surface Top	Included above	54	131	239

## TREVISA BEDSIDE TABLE OPTIONS

	\$ LIST		\$ LIST
Thermoformed Vinyl - Spill Guard Edge - SG	53	Towel Bar - TB	53
Solid Surface - Spill Guard Edge - SG	92	Master Key - MK	42
Locking Top Drawer or Door - LK	50	Laminate Drawer - DR	N/C
Gallery Rails - GR	208	Rounded Top - RT	N/C
Litter Bag Holder - BH	14	<b>NOTE:</b> Available with Top Materials Laminate or HPL and Top Edge Profile "A".	
Seamless Drawer Liner - SL	53		
		Extended Laminate Top Overhang - EX	N/C

## MODEL CODE KEY




Product Line	Description	Style	Width	Base Style	Orientation (hinge side when facing cabinet)	Top Material
T Trevisa	B Bedside Table	3 1 Drawer	20	3 2 casters	L Hinged Left	L Laminate
				4 4 casters	R Hinged Right	P HP Laminate
	BSS Bedside Table 1/2" Solid Surface Top			9 no legs or casters	N Not Applicable	B Thermoformed Vinyl
	B1SS Bedside Table 1" Solid Surface Top					X Laminate Bumper
						Y HP Laminate Bumper

\* Indicates model illustrated by line drawing.

SIN 339113H - Patient Room Furniture  
**TREVISA | BEDSIDE TABLES**

FRONT STYLES

Delphine front is laminate. All others are thermoformed vinyl.

Description/Model	Delphine - D	Lia - L	Como- C	Azzano - A	Bassano - B	Elba - E	Rossano - R
3 Drawers <b>Laminate Top</b>	TB4209NL*	1119	1253	1300	1315	1329	1356
	TB4203NL	1173	1307	1353	1371	1380	1409
	TB4204NL	1210	1345	1389	1407	1418	1445
3 Drawers <b>1/2" Solid Surface Top</b> Grade A-White	TBSS4209N*	1441	1575	1622	1637	1651	1678
	TBSS4203N	1495	1629	1675	1693	1702	1731
	TBSS4204N	1532	1667	1711	1729	1740	1767
3 Drawers <b>1" Solid Surface Top</b> Grade A-White	TB1SS4209N*	1667	1801	1848	1863	2077	1904
	TB1SS4203N	1721	1855	1901	1919	1928	1957
	TB1SS4204N	1758	1893	1937	1955	1966	1993

**DIMENSIONS**

	Overall Width	Overall Depth	Overall Height	Shipping Weight	Cubes
TB4209 (TB4203, TB4204)	19.75	19.75	30	92	8

**TO SPECIFY**

1. **Model number** (above)
2. **Top Material/Top Edge Profile** (right -add character)
3. **Front Style** (above -add character)
4. **Pull Style** (Page 616 -add character)
5. **Top Color** (Page 616 note color selection)
6. **Case Color** (Page 616 note color selection)
7. **Options** (below -add character)

**TOP MATERIAL OPTION UPCHARGES : (Page 616)**

**\$ LIST**

Laminate - Polymer Edge	- <b>L</b> (with Edge Profile A)	Included
HP Laminate - Polymer Edge	- <b>P</b> (with Edge Profile A)	36
Seamless Thermoformed Vinyl	- <b>B or C</b> (with Edge Profiles B or C)	81
Laminate Bumper	- <b>X</b> (with Edge Profile S)	50
HP Laminate Bumper	- <b>Y</b> (with Edge Profile S)	86

**Solid Surface Grades**

	A-White	A-Color	B	C
1/2 " Solid Surface Top	Included above	41	97	154
1" Solid Surface Top	Included above	54	131	239

**TREVISA BEDSIDE TABLE OPTIONS**

**\$ LIST**

**\$ LIST**

Thermoformed Vinyl - Spill Guard Edge - SG	53	Towel Bar - TB	53
Solid Surface - Spill Guard Edge - SG	92	Master Key - MK	42
Locking Top Drawer or Door - LK	50	Laminate Drawer - DR	N/C
Gallery Rails - GR	208	Rounded Top - RT	N/C
Litter Bag Holder - BH	14	<b>NOTE:</b> Available with Top Materials Laminate or HPL and Top Edge Profile "A".	
Seamless Drawer Liner - SL	53	Extended Laminate Top Overhang - EX	N/C




**MODEL CODE KEY**

Product Line	Description	Style	Width	Base Style	Orientation (hinge side when facing cabinet)	Top Material
<b>T</b> Trevisa	<b>B</b> Bedside Table	<b>4</b> 3 Drawers	<b>20</b>	<b>3</b> 2 casters	<b>L</b> Hinged Left	<b>L</b> Laminate
	<b>BSS</b> Bedside Table 1/2" Solid Surface Top			<b>4</b> 4 casters	<b>R</b> Hinged Right	<b>P</b> HP Laminate
	<b>B1SS</b> Bedside Table 1" Solid Surface Top			<b>9</b> no legs or casters	<b>N</b> Not Applicable	<b>B</b> Thermoformed Vinyl
						<b>X</b> Laminate Bumper
						<b>Y</b> HP Laminate Bumper

\* Indicates model illustrated by line drawing.

SIN 339113H - Patient Room Furniture

# TREVISA | BEDSIDE TABLES

		FRONT STYLES						
		Delphine front is laminate. All others are thermoformed vinyl.						
Description/Model		Delphine - D	Lia - L	Como- C	Azzano - A	Bassano - B	Elba - E	Rossano - R
<div>1 Drawer, 1 Door</div> <div>Laminate Top</div> 	TB5209L*	1136	1291	1347	1369	1380	1418	1418
	TB5203L	1187	1346	1399	1422	1437	1472	1472
	TB5204L	1224	1380	1438	1458	1472	1508	1508
<div>1 Drawer, 1 Door</div> <div>1/2" Solid Surface Top</div> <div>Grade A-White</div> 	TBSS5209*	1458	1613	1669	1691	1702	1740	1740
	TBSS5203	1509	1668	1721	1744	1759	1794	1794
	TBSS5204	1546	1702	1760	1780	1794	1830	1830
<div>1 Drawer, 1 Door</div> <div>1" Solid Surface Top</div> <div>Grade A-White</div> 	TB1SS5209*	1684	1839	1895	1917	2476	1966	1966
	TB1SS5203	1735	1894	1947	1970	1985	2020	2020
	TB1SS5204	1772	1928	1986	2006	2020	2056	2056

DIMENSIONS

	Overall Width	Overall Depth	Overall Height	Shipping Weight	Cubes
TB5209 (TB5203, TB5204)	20.75	20.75	35.5	89	9

TO SPECIFY

- Model number (above)
- Top Material/Top Edge Profile (right -add character)
- Front Style (above -add character)
- Pull Style (Page 616 -add character)
- Top Color (Page 616 note color selection)
- Case Color (Page 616 note color selection)
- Options (below -add character)

TOP MATERIAL OPTION UPCHARGES : (Page 616)

	\$ LIST
Laminate - Polymer Edge	- L (with Edge Profile A) Included
HP Laminate - Polymer Edge	- P (with Edge Profile A) 36
Seamless Thermoformed Vinyl	- B or C (with Edge Profiles B or C) 81
Laminate Bumper	- X (with Edge Profile S) 50
HP Laminate Bumper	- Y (with Edge Profile S) 86

Solid Surface Grades	A-White	A-Color	B	C
1/2 " Solid Surface Top	Included above	41	97	154
1" Solid Surface Top	Included above	54	131	239

TREVISA BEDSIDE TABLE OPTIONS

	\$ LIST		\$ LIST
Thermoformed Vinyl - Spill Guard Edge - SG	53	Towel Bar - TB	53
Solid Surface - Spill Guard Edge - SG	92	Master Key - MK	42
Locking Top Drawer or Door - LK	50	Laminate Drawer - DR	N/C
Gallery Rails - GR	208	Rounded Top - RT	N/C
Litter Bag Holder - BH	14	<b>NOTE:</b> Available with Top Materials Laminate or HPL and Top Edge Profile "A".	
Seamless Drawer Liner - SL	53		
		Extended Laminate Top Overhang - EX	N/C

MODEL CODE KEY

Product Line	Description	Style	Width	Base Style	Orientation (hinge side when facing cabinet)	Top Material
<div>T</div> Trevisa	<div>B</div> Bedside Table	<div>5</div> 1 Drawer, 1 Door	<div>20</div>	<div>1</div> 4 legs	<div>L</div> Hinged Left	<div>L</div> Laminate
	<div>BSS</div> Bedside Table 1/2" Solid Surface Top			<div>2</div> 2 legs/2 casters	<div>R</div> Hinged Right	<div>P</div> HP Laminate
	<div>B1SS</div> Bedside Table 1" Solid Surface Top			<div>4</div> 4 casters	<div>N</div> Not Applicable	<div>B</div> Thermoformed Vinyl
						<div>X</div> Laminate Bumper
						<div>Y</div> HP Laminate Bumper




\* Indicates model illustrated by line drawing.



SIN 339113H - Patient Room Furniture  
**TREVISA | BEDSIDE TABLES**

FRONT STYLES

Delphine front is laminate. All others are thermoformed vinyl.

Description/Model		Delphine - D	Lia - L	Como- C	Azzano - A	Bassano - B	Elba - E	Rossano - R
1 Drawer, 1 Door <b>Laminate Top</b> 	TB6209L*	1119	1278	1333	1354	1369	1404	1404
	TB6203L	1173	1331	1384	1408	1422	1458	1458
	TB6204L	1210	1369	1423	1444	1458	1493	1493
1 Drawer, 1 Door <b>1/2" Solid Surface Top</b> Grade A-White 	TBSS6209*	1441	1600	1655	1676	1691	1726	1726
	TBSS6203	1495	1653	1706	1730	1744	1780	1780
	TBSS6204	1532	1691	1745	1766	1780	1815	1815
1 Drawer, 1 Door <b>1" Solid Surface Top</b> Grade A-White 	TB1SS6209*	1667	1826	1881	1902	1917	1952	1952
	TB1SS6203	1721	1879	1932	1956	1970	2006	2006
	TB1SS6204	1758	1917	1971	1992	2006	2041	2041

**DIMENSIONS**

	Overall Width	Overall Depth	Overall Height	Shipping Weight	Cubes
TB6209 (TB6203, TB6204)	20.75	19.75	35.5	88	9

**TO SPECIFY**

1. **Model number** (above)
2. **Top Material/Top Edge Profile** (right -add character)
3. **Front Style** (above -add character)
4. **Pull Style** (Page 616 -add character)
5. **Top Color** (Page 616 note color selection)
6. **Case Color** (Page 616 note color selection)
7. **Options** (below -add character)

**TOP MATERIAL OPTION UPCHARGES : (Page 616)**

**\$ LIST**

Laminate - Polymer Edge	- <b>L</b> (with Edge Profile A)	Included
HP Laminate - Polymer Edge	- <b>P</b> (with Edge Profile A)	36
Seamless Thermoformed Vinyl	- <b>B or C</b> (with Edge Profiles B or C)	81
Laminate Bumper	- <b>X</b> (with Edge Profile S)	50
HP Laminate Bumper	- <b>Y</b> (with Edge Profile S)	86

**Solid Surface Grades**

	A-White	A-Color	B	C
1/2 " Solid Surface Top	Included above	41	97	154
1" Solid Surface Top	Included above	54	131	239

**TREVISA BEDSIDE TABLE OPTIONS**

**\$ LIST**

Thermoformed Vinyl - Spill Guard Edge - SG	53	Towel Bar - TB	53
Solid Surface - Spill Guard Edge - SG	92	Master Key - MK	42
Locking Top Drawer or Door - LK	50	Laminate Drawer - DR	N/C
Gallery Rails - GR	208	Rounded Top - RT	N/C
Litter Bag Holder - BH	14	<b>NOTE:</b> Available with Top Materials Laminate or HPL and Top Edge Profile "A".	
Seamless Drawer Liner - SL	53	Extended Laminate Top Overhang - EX	N/C

**MODEL CODE KEY**

Product Line	Description	Style	Width	Base Style	Orientation (hinge side when facing cabinet)	Top Material
<b>T</b> Trevisa	<b>B</b> Bedside Table	<b>6</b> 1 Drawer, 1 Door	<b>20</b>	<b>1</b> 4 legs	<b>L</b> Hinged Left	<b>L</b> Laminate
	<b>BSS</b> Bedside Table 1/2" Solid Surface Top			<b>2</b> 2 legs/2 casters	<b>R</b> Hinged Right	<b>P</b> HP Laminate
	<b>B1SS</b> Bedside Table 1" Solid Surface Top			<b>4</b> 4 casters	<b>N</b> Not Applicable	<b>B</b> Thermoformed Vinyl
						<b>X</b> Laminate Bumper
						<b>Y</b> HP Laminate Bumper

\* Indicates model illustrated by line drawing.

TREVISA DRESSERS

FRONT STYLES

Delphine front is laminate. All others are thermoformed vinyl.

Description/Model Delphine - D Lia - L Como- C Azzano - A Bassano - B Elba - E Rossano - R

3 Drawers TD1329NL 1246 1458 1531 1558 1578 1624 1624  
Laminate Top



3 Drawers TDSS1329N 1707 1917 1990 2017 2037 2083 2083  
1/2" Solid Surface Top  
Grade A-White



3 Drawers TD1SS1329N 1919 2131 2204 2231 2251 2297 2297  
1" Solid Surface Top  
Grade A-White



DIMENSIONS

	Overall Width	Overall Depth	Overall Height	Shipping Weight	Cubes
TD1329N	31.75	19.75	30	130	12

TO SPECIFY

1. Model number (above)  
2. Top Material/Top Edge Profile (right -add character)  
3. Front Style (above -add character)  
4. Pull Style (Page 616 -add character)  
5. Top Color (Page 616 note color selection)  
6. Case Color (Page 616 note color selection)  
7. Options (below -add character)

TOP MATERIALS: (Page 616)

\$ LIST

Laminate W/ Polymer Edge	- L (with Edge Profile A)	Included
HP Laminate W/ Polymer Edge	- P (with Edge Profile A)	60
Seamless Thermoformed Vinyl	- B or C (with Edge Profiles B or C)	129

Solid Surface Grades

	A-White	A-Color	B	C
1/2 " Solid Surface Top	Included above	76	175	286
1" Solid Surface Top	Included above	83	187	319

TREVISA DRESSER OPTIONS

LIST

Locking Top Drawer or Door - LK	50	Laminate Drawer - DR	N/C
Master Key - MK	42	Extended Top Overhang - EX	N/C

MODEL CODE KEY

Product Line	Description	Style	Width	Base Style	Orientation (hinge side when facing cabinet)
T Trevisa	D Dresser	1 3 Drawer	32	1 4 legs	N Not Applicable
	DSS Dresser 1/2" Solid Surface Top				
	D1SS Dresser 1" Solid Surface Top				

**TREVISA DRESSERS**

## FRONT STYLES

Delphine front is laminate. All others are thermoformed vinyl.

Description/Model	Delphine - D	Lia - L	Como- C	Azzano - A	Bassano - B	Elba - E	Rossano - R
-------------------	--------------	---------	---------	------------	-------------	----------	-------------

4 Drawers <b>Laminate Top</b>	TD2329NL	1588	1860	1959	1993	2020	2083	2083
----------------------------------	----------	------	------	------	------	------	------	------



4 Drawers <b>1/2" Solid Surface Top</b> Grade A-White	TDSS2329N	2047	2319	2418	2452	2479	2542	2542
---	-----------	------	------	------	------	------	------	------



4 Drawers <b>1" Solid Surface Top</b> Grade A-White	TD1SS2329N	2261	2533	2632	2666	2693	2756	2756
---	------------	------	------	------	------	------	------	------

**DIMENSIONS**

	Overall Width	Overall Depth	Overall Height	Shipping Weight	Cubes
TD2329N	31.75	19.75	38.6	161	15

**TO SPECIFY**

1. **Model number** (above)
2. **Top Material/Top Edge Profile** (right -add character)
3. **Front Style** (above -add character)
4. **Pull Style** (Page 616 -add character)
5. **Top Color** (Page 616 note color selection)
6. **Case Color** (Page 616 note color selection)
7. **Options** (below -add character)

**TOP MATERIALS:** (Page 616)**\$ LIST**

Laminate W/ Polymer Edge	- L (with Edge Profile A)	Included
HP Laminate W/ Polymer Edge	- P (with Edge Profile A)	60
Seamless Thermoformed Vinyl	- B or C (with Edge Profiles B or C)	129

**Solid Surface Grades****A-White****A-Color****B****C**

1/2 " Solid Surface Top	Included above	76	175	286
1" Solid Surface Top	Included above	83	187	319

**TREVISA DRESSER OPTIONS****LIST**

Locking Top Drawer or Door - LK	50	Laminate Drawer - DR	N/C
Master Key - MK	42	Extended Top Overhang - EX	N/C

**MODEL CODE KEY**

Product Line	Description	Style	Width	Base Style	Orientation (hinge side when facing cabinet)
<b>T</b> Trevisa	<b>D</b> Dresser	<b>2</b> 4 Drawer	<b>32</b>	<b>1</b> 4 legs	<b>N</b> Not Applicable
	<b>DSS</b> Dresser 1/2" Solid Surface Top				
	<b>D1SS</b> Dresser 1" Solid Surface Top				

TREVISA DRESSERS

FRONT STYLES

Delphine front is laminate. All others are thermoformed vinyl.

Description/Model	Delphine - D	Lia - L	Como- C	Azzano - A	Bassano - B	Elba - E	Rossano - R
6 Drawers Laminate Top	TD1329NL 1246	1458	1531	1558	1578	1624	1624



6 Drawers 1/2" Solid Surface Top Grade A-White	TDSS1329N 2031	2243	2316	2343	2363	2409	2409
--	----------------	------	------	------	------	------	------



DIMENSIONS

	Overall Width	Overall Depth	Overall Height	Shipping Weight	Cubes
TD3609N	59.75	19.75	30	246	23

TO SPECIFY

- 1. Model number (above)
- 2. Top Material/Top Edge Profile (right -add character)
- 3. Front Style (above -add character)
- 4. Pull Style (Page 616 -add character)
- 5. Top Color (Page 616 note color selection)
- 6. Case Color (Page 616 note color selection)
- 7. Options (below -add character)

TOP MATERIALS: (Page 616)

\$ LIST

Laminate W/ Polymer Edge	- L (with Edge Profile A)	Included
HP Laminate W/ Polymer Edge	- P (with Edge Profile A)	60
Seamless Thermoformed Vinyl	- B or C (with Edge Profiles B or C)	129

Solid Surface Grades

	A-White	A-Color	B	C
1/2 " Solid Surface Top	Included above	76	175	286
1" Solid Surface Top	Included above	83	187	319

TREVISA DRESSER OPTIONS

LIST

Locking Top Drawer or Door - LK	50	Laminate Drawer - DR	N/C
Master Key - MK	42	Extended Top Overhang - EX	N/C

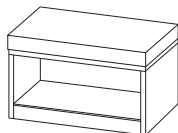
MODEL CODE KEY

Product Line	Description	Style	Width	Base Style	Orientation (hinge side when facing cabinet)
T Trevisa	D Dresser  DSS Dresser 1/2" Solid Surface Top	1 6 Drawer	32	1 4 legs	N Not Applicable



**TREVISA | BENCHES**

Description/Model		Delphine - D	Lia - L	Como - C	Azzano - A	Bassano - B	Elba - E	Rossano - R
Open Bench	TC1309N	960	n/a	n/a	n/a	n/a	n/a	n/a
	TC1369N	1146	n/a	n/a	n/a	n/a	n/a	n/a



Bench with 2 Drawers	TC2309N	1281	1401	1437	1446	1456	1475	1475
	TC2369N	1444	1588	1631	1645	1656	1681	1681

**DIMENSIONS**

	Overall Width	Overall Depth	Overall Height	Shipping Weight	Cubes
TC1309	29.25	19.75	23	60	8
TC1369	35.25	19.75	23	68	9
TC2309	29.25	19.75	23	88	8
TC2369	35.25	19.75	23	102	9

**REQUIRED TO SPECIFY**

1. **Model number** (above)
2. **Front Style** (above)
3. **Base Rail** (Page 615 )
4. **Pull Style** (Page 615 )
5. **Case Color** (Page 616 note color selection)
6. **Fabric Selection**
7. **Options** (below)

**TREVISA BENCH OPTIONS****LIST**

Locking Top Drawer or Door - LK	50
Master Key - MK	42
Laminate Drawer - DR	N/C
Moisture Barrier	89

Cushions are priced in COM/Grade 1

Fabric Grades upcharge	(COL)							
	2	3	4	5	6	7	8	9
	34	67	133	199	267	333	400	500

COM yardage is 1 yard for both 30" and 36" cushions. Trevisa benches have a load weight rating of 200lbs.

**MODEL CODE KEY**

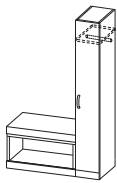
Product Line	Description	Style	Width	Base Style	Orientation (hinge side when facing cabinet)
<b>T</b> Trevisa	<b>C</b> Cushioned Bench	<b>1</b> Open Bench	<b>30</b>	<b>9</b> no legs or casters	<b>N</b> Not Applicable
		<b>2</b> Bench with 2 Drawers	<b>36</b>		

TREVISA | BENCHES & WARDROBE COMBINATION

FRONT STYLES

Delphine front is laminate. All others are thermoformed vinyl.

Description/Model		Delphine - D	Lia - L	Como - C	Azzano - A	Bassano - B	Elba - E	Rossano - R
Open Bench with Half Wardrobe	TC3429L R*	2487	2661	2735	2760	2774	2820	2820
	TC3489L R	2670	2848	2916	2944	2961	3006	3006



Bench, 2 Drawers and Half Wardrobe	TC4429L R*	2804	3103	3206	3245	3270	3337	3337
	TC4489L R	2969	3290	3399	3442	3470	3541	3541



DIMENSIONS

	Overall Width	Overall Depth	Overall Height of Bench	Overall Height of Wardrobe	Shipping Weight	Cubes
TC3429L/R	41.25	19.75	23	70	167	19
TC3489L/R	47.25	19.75	23	70	175	20
TC4429L/R	41.25	19.75	23	70	195	19
TC4489L/R	47.25	19.75	23	70	209	20

ORDERING NOTES: These units ship as two separate pieces.

REQUIRED TO SPECIFY

- 1. Model number (above)
- 2. Front Style (above)
- 3. Base Rail (Page 615 )
- 4. Pull Style (Page 615 )
- 5. Case Color (Page 615 note color selection)
- 6. Fabric Selection
- 7. Options (below)

TREVISA BENCH/WARDROBE OPTIONS	LIST		LIST
Locking Top Drawer or Door - LK	50	Lower Mounting Coat Rod and Shelf - AD	N/C
Cabinet Mount Corkboard -TB	257	Extended Top Overhang - EX	N/C
Laminate Drawer - DR	N/C	Master Key - MK	42
Cabinet Mount Markerboard - MB	162	Moisture Barrier	89
Cabinet Mount Mirror - AM	257		

Cushions are priced in COM/Grade 1 (COL)

Fabric Grades upcharge	2	3	4	5	6	7	8	9
	34	67	133	199	267	333	400	500

COM yardage is 1 yard for both 30" and 36" cushions. Trevisa benches have a load weight rating of 200lbs.

MODEL CODE KEY

Product Line	Description	Style	Width	Base Style	Orientation (hinge side when facing cabinet)
<div>T</div> Trevisa	<div>C</div> Cushioned Bench	<div>3</div> Open Bench	<div>42</div>	<div>9</div> no legs or casters	<div>L</div> Hinged Left
		<div>4</div> Bench with 2 Drawers	<div>48</div>		<div>R</div> Hinged Right

**TREVISA | WARDROBES AND STORAGE**

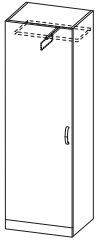
## FRONT STYLES

Delphine front is laminate. All others are thermoformed vinyl.

Description/Model		Delphine - D	Lia - L	Como - C	Azzano - A	Bassano - B	Elba - E	Rossano - R
Half Wardrobe w/ Coat Rod	TW1129L R*	1525	1701	1772	1798	1816	1861	1861



Single Door Wardrobe w/ Coat Rod	TW2249L* R	1866	2218	2361	2413	2448	2537	2537
--	---------------	------	------	------	------	------	------	------



\* Indicates model illustrated by line drawing.

**DIMENSIONS**

	Overall Width	Overall Depth	Overall Height	Shipping Weight	Cubes
TW1129	12	19.75	70	107	11
TW2249	23.25	19.75	70	164	21

**REQUIRED TO SPECIFY**

1. **Model number** (above)
2. **Front Style** (above)
3. **Base Rail** (Page 615 )
4. **Pull Style** (Page 615 )
5. **Case Color** (Page 615 note color selection)
6. **Options** (below)

**TREVISA WARDROBE OPTIONS****LIST**

Locking Top Drawer or Door - LK	50
Cabinet Mount Corkboard -TB	257
Crown Molding 12" door- CM	291
Crown Molding Single door- CM	374

**LIST**

Cabinet Mount Markerboard - MB	162
Cabinet Mount Mirror - AM	257
Lower Mounting Coat Rod and Shelf - AD	N/C
Master Key - MK	42

**MODEL CODE KEY**

Product Line	Description	Style	Width	Base Style	Orientation (hinge side when facing cabinet)
<b>T</b> Trevisa	<b>W</b> Wardrobe	<b>1</b> Half Wardrobe	<b>12</b>	<b>9</b> no legs or casters	<b>L</b> Hinged Left
		<b>2</b> Single Door Wardrobe	<b>24</b>		<b>R</b> Hinged Right

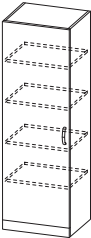
SIN 339113H - Patient Room Furniture

TREVISA | WARDROBES & STORAGE

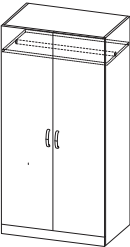
FRONT STYLES

Delphine front is laminate. All others are thermoformed vinyl.

Description/Model		Delphine - D	Lia - L	Como - C	Azzano - A	Bassano - B	Elba - E	Rossano - R
Single Door Storage w/ 4 Fixed Shelves	TW3249L* R	1834	2188	2327	2381	2416	2505	2505



2 Door Wardrobe	TW4369N	2230	2760	2969	3049	3103	3234	3234
-----------------	---------	------	------	------	------	------	------	------



\* Indicates model illustrated by line drawing. In the case of the TW5369, "R" has shelves on right.

DIMENSIONS

	Overall Width	Overall Depth	Overall Height	Shipping Weight	Cubes
TW3249	23.25	19.75	70	185	21
TW4369	35.25	23.25	70	243	37

- REQUIRED TO SPECIFY
1. Model number (above)

2. Front Style (above)

3. Base Rail (Page 615 )

4. Pull Style (Page 615 )

5. Case Color (Page 615 note color selection)

6. Options (below)

TREVISA WARDROBE OPTIONS	LIST		LIST
Locking Top Drawer or Door - LK	50	Cabinet Mount Markerboard - MB	162
Cabinet Mount Corkboard -TB	257	Cabinet Mount Mirror - AM	257
Crown Molding Single door- CM	374	Lower Mounting Coat Rod and Shelf - AD	N/C
Crown Molding 2 door- CM	466	Master Key - MK	42

MODEL CODE KEY

Product Line	Description	Style	Width	Base Style	Orientation (hinge side when facing cabinet)
<div>T</div> Trevisa	<div>W</div> Wardrobe	<div>3</div> Single Door	<div>24</div>	<div>9</div> no legs or casters	<div>L</div> Hinged Left
		<div>4</div> 2 Door Wardrobe	<div>36</div>		<div>R</div> Hinged Right
					<div>N</div> Not Applicable

SIN 339113H - Patient Room Furniture  
**TREVISA | WARDROBES & STORAGE**

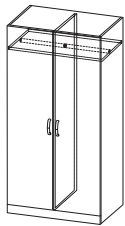
FRONT STYLES

Delphine front is laminate. All others are thermoformed vinyl.

Description/Model	Delphine - D	Lia - L	Como - C	Azzano - A	Bassano - B	Elba - E	Rossano - R
2 Door Wardrobe & Storage w/ 4 Fixed Shelves	TW5369L R*	2548	3078	3289	3368	3419	3552



2 Door Wardrobe w/ Partition	TW6369N	2552	3080	3291	3371	3424	3555
---------------------------------	---------	------	------	------	------	------	------



\* Indicates model illustrated by line drawing. In the case of the TW5369, "R" has shelves on right.

**DIMENSIONS**

	Overall Width	Overall Depth	Overall Height	Shipping Weight	Cubes
TW5369	35.25	23.25	70	292	37
TW6369	35.25	23.25	70	272	37

**REQUIRED TO SPECIFY**

1. **Model number** (above)
2. **Front Style** (above)
3. **Base Rail** (Page 615 )
4. **Pull Style** (Page 615 )
5. **Case Color** (Page 615 note color selection)
6. **Options** (below)

TREVISA WARDROBE OPTIONS	LIST		LIST
Locking Top Drawer or Door - LK	50	Cabinet Mount Markerboard - MB	162
Cabinet Mount Corkboard -TB	257	Cabinet Mount Mirror - AM	257
Crown Molding 2 door- CM	466	Lower Mounting Coat Rod and Shelf - AD	N/C
		Master Key - MK	42

**MODEL CODE KEY**

Product Line	Description	Style	Width	Base Style	Orientation (hinge side when facing cabinet)
<b>T</b> Trevisa	<b>W</b> Wardrobe	<b>5</b> 4 Fixed Shelves	<b>36</b>	<b>9</b> no legs or casters	<b>L</b> Hinged Left
		<b>6</b> Wardrobe w/ Partition			<b>R</b> Hinged Right
					<b>N</b> Not Applicable

SIN 339113H - Patient Room Furniture

TREVISA - WARDROBES & STORAGE

FRONT STYLES

Delphine front is laminate. All others are thermoformed vinyl.

Description/Model	Delphine - D	Lia - L	Como - C	Azzano - A	Bassano - B	Elba - E	Rossano - R
Storage w/ 3 Drawers, TW7329N & 2 Doors w/ 2 Fixed Shelves	2369	2902	3112	3190	3245	3375	3375



Wardrobe w/ Coat Rod & Storage w/ 3 Drawers & 2 Doors w/ 2 Fixed Shelves	TW8429L R*	3315	3929	4176	4269	4331	4484	4484
---	---------------	------	------	------	------	------	------	------



\* Indicates model illustrated by line drawing.

DIMENSIONS

	Overall Width	Overall Depth	Overall Height	Shipping Weight	Cubes
TW7329	31.25	19.75	70	252	27
TW8429	41.25	23.25	70	358	43

REQUIRED TO SPECIFY

- 1. Model number (above)
- 2. Front Style (above)
- 3. Base Rail (Page 615 )
- 4. Pull Style (Page 615 )
- 5. Case Color (Page 615 note color selection)
- 6. Options (below)

TREVISA WARDROBE OPTIONS	LIST		LIST
Locking Top Drawer or Door - LK	50	Cabinet Mount Markerboard - MB	162
Cabinet Mount Corkboard -TB	257	Cabinet Mount Mirror - AM	257
Crown Molding 2 door/3 drawer- CM	452	Lower Mounting Coat Rod and Shelf - AD	N/C
Crown Molding 3 door/3 drawer- CM	500	Master Key - MK	42

MODEL CODE KEY

Product Line	Description	Style	Width	Base Style	Orientation (hinge side when facing cabinet)
<div>T</div> Trevisa	<div>W</div> Wardrobe	<div>7</div> 3 Drawers & 2 Doors	<div>32</div>	<div>9</div> no legs or casters	<div>L</div> Hinged Left
		<div>8</div> Wardrobe & 3 Drawers & 2 Doors	<div>42</div>		<div>R</div> Hinged Right
					<div>N</div> Not Applicable



**TREVISA | TV UNITS**

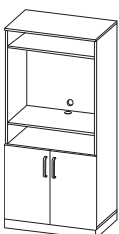
## FRONT STYLES

Delphine front is laminate. All others are thermoformed vinyl.

Description/Model	Delphine - D	Lia - L	Como - C	Azzano - A	Bassano - B	Elba - E	Rossano - R
TV Unit w/ 3 Drawers	TE1329N	2709	3179	3367	3434	3484	3600



TV Unit w/ 2 Doors and Shelf	TE2329N	2427	2899	3084	3156	3205	3320	3320
------------------------------	---------	------	------	------	------	------	------	------

**DIMENSIONS**

	Overall Width	Overall Depth	Overall Height	Shipping Weight	Cubes
TE1329N	31.25	19.75	70	232	28
TE2329N	31.25	19.75	70	209	28

ORDERING NOTES: Inside space for TV units is approximately 29" wide x 17" deep x 23" high.

**REQUIRED TO SPECIFY**

1. **Model number** (above)
2. **Front Style** (above)
3. **Base Rail** (Page 615 )
4. **Pull Style** (Page 615 )
5. **Case Color** (Page 615 note color selection)
6. **Options** (below)

**TREVISA TV UNIT OPTIONS****LIST****LIST**

Locking Top Drawer or Door - LK  
 Pull-out Swivel TV Tray - SW  
 Crown Molding 2 door- CM

50  
 324  
 466

Laminate Drawer - DR  
 Master Key - MK

N/C  
 42

**MODEL CODE KEY**

Product Line	Description	Style	Width	Base Style	Orientation (hinge side when facing cabinet)
<b>T</b> Trevisa	<b>E</b> TV Unit	<b>1</b> 3 Drawers	<b>32</b>	<b>9</b> no legs or casters	<b>N</b> Not Applicable
		<b>2</b> 2 Doors & Shelf			

SIN 339113H - Patient Room Furniture

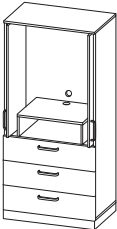
# TREVISA | TV UNITS

FRONT STYLES

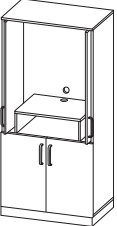
Delphine front is laminate. All others are thermoformed vinyl.

Description/Model		Delphine - D	Lia - L	Como - C	Azzano - A	Bassano - B	Elba - E	Rossano - R
-------------------	--	--------------	---------	----------	------------	-------------	----------	-------------

TV Unit w/ 3 Drawers and Pocket Doors	TE3329N	4691	5279	5510	5600	5660	5806	5806
---------------------------------------	---------	------	------	------	------	------	------	------



TV Unit w/ 2 Doors, adjustable shelf and Pocket Doors	TE4329N	4150	4743	4972	5059	5117	5263	5263
---	---------	------	------	------	------	------	------	------



DIMENSIONS

	Overall Width	Overall Depth	Overall Height	Shipping Weight	Cubes
TE1329N	31.25	19.75	70	232	28
TE2329N	31.25	19.75	70	209	28

ORDERING NOTES: Inside space for TV units is approximately 29" wide x 17" deep x 23" high.

REQUIRED TO SPECIFY

1. **Model number** (above)
2. **Front Style** (above)
3. **Base Rail** (Page 615 )
4. **Pull Style** (Page 615 )
5. **Case Color** (Page 615 note color selection)
6. **Options** (below)

TREVISA TV UNIT OPTIONS	LIST		LIST
Locking Top Drawer or Door - LK	50	Laminate Drawer - DR	N/C
Pull-out Swivel TV Tray - SW	324	Master Key - MK	42
Crown Molding 2 door- CM	466		

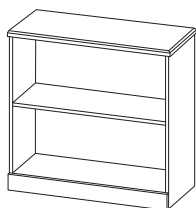
MODEL CODE KEY

Product Line	Description	Style	Width	Base Style	Orientation (hinge side when facing cabinet)
<div>T</div> Trevisa	<div>E</div> TV Unit	<div>3</div> 3 Drawers	<div>32</div>	<div>9</div> no legs or casters	<div>N</div> Not Applicable
		<div>4</div> 2 Doors & Shelf			

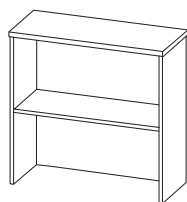
**TREVISA | BOOKCASES**

Description/Model		Price
-------------------	--	-------

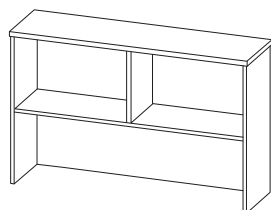
Bookcase w/ 1 Fixed Shelf	TS1329N	604
------------------------------	---------	-----



Bookcase Top for 32" Dresser	TS2309N	579
---------------------------------	---------	-----



Bookcase Top for 48" Desk	TS3489N	723
------------------------------	---------	-----



**ORDERING NOTE:** TS2309N & TS3489N units require wall support or have the back fastened to another case for support.

**DIMENSIONS**

	Overall Width	Overall Depth	Overall Height	Shipping Weight	Cubes
TS1329N	31.25	12	30	65	8
TS2309N	29.75	10	31.4	50	6
TS3489N	46	10	31.4	75	9

**REQUIRED TO SPECIFY**

1. Model number
2. Base Rail – TS1329N only (Page 615 )
3. Top Material – TS1329N only (below)
4. Top Edge Profile – TS1329N only (Page 615 )
5. Top Color – TS1329N only (Page 615)
6. Body Color (Page 615 )
7. Options (below)

**TOP MATERIALS: (page 615)****LIST**

Laminate W/ Polymer Edge	- L (with Edge Profile A)	N/C
HP Laminate W/ Polymer Edge	- P (with Edge Profile A)	36
Seamless Thermoformed Vinyl	- B - G (with Edge Profiles B - G)	81

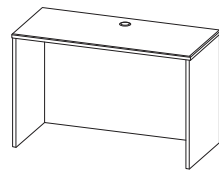
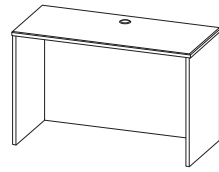
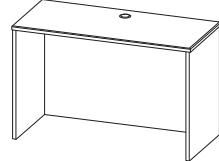
**OPTIONS****LIST**

Crown Molding - CM	
TS2309N	301
TS3489N	328
Extended Top Overhang - EX	
TS1329N	N/C

TREVISA | DESKS

FRONT STYLES

Delphine front is laminate. All others are thermoformed vinyl.

Description/Model		Price	W	D	H	Shipping Weight	Cubes
Desk Shell Laminate Top	TK1489NL	702	47.25	19.75	30	101	18
							
Desk Shell 1/2" Solid Surface Top Grade A-White	TKSS1489N	1343	47.25	19.75	30	101	18
							
Desk Shell 1" Solid Surface Top Grade A-White	TK1SS1489N	1630	47.25	19.75	30	101	18
							

DIMENSIONS

	Overall Width	Overall Depth	Overall Height	Shipping Weight	Cubes
TK1489N	47.25	19.75	30	101	18

TO SPECIFY

1. Model number (above)
2. Top Material/Top Edge Profile (right -add character)
3. Front Style (above -add character)
4. Pull Style (Page 616 -add character)
5. Top Color (Page 616 note color selection)
6. Case Color (Page 616 note color selection)
7. Options (below -add character)

TOP MATERIALS: (Page 616)

\$ LIST

Laminate W/ Polymer Edge	- L (with Edge Profile A)	N/C
HP Laminate W/ Polymer Edge	- P (with Edge Profile A)	82
Seamless Thermoformed Vinyl	- B or C (with Edge Profiles B or C)	186

Solid Surface Grades

	A-White	A-Color	B	C
1/2 " Solid Surface Top	Included above	98	234	399
1" Solid Surface Top	Included above	123	294	501

DESK OPTIONS

LIST

Locking Top Drawer or Door - LK	50
Laminate Drawer - DR	N/C
Extended Top Overhang - EX	N/C
Master Key - MK	42

MODEL CODE KEY

Product Line	Description	Style	Width	Base Style	Orientation (hinge side when facing cabinet)
T	K	1	48	9	N
Trevisa	Desk	Shell		no legs or casters	Not Applicable
	KSS				
	Desk				
	1/2" Solid Surface Top				
	K1SS				
	Desk				
	1" Solid Surface Top				

**TREVISA | DESKS**

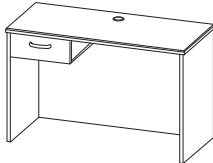
## FRONT STYLES

Delphine front is laminate. All others are thermoformed vinyl.


Description/Model		Delphine - D	Lia - L	Como - C	Azzano -A	W	D	H	Weight	Cubes
Desk Shell	TK2489NL	941	956	961	962	47.25	19.75	30	101	18
Laminate Top										



Desk Shell <b>1/2" Solid Surface Top</b> Grade A-White	TKSS2489N	1582	1597	1602	1603	47.25	19.75	30	101	18
--	-----------	------	------	------	------	-------	-------	----	-----	----



Desk Shell <b>1" Solid Surface Top</b> Grade A-White	TK1SS2489N	1869	1884	1889	1890	47.25	19.75	30	101	18
--	------------	------	------	------	------	-------	-------	----	-----	----

**DIMENSIONS**

	Overall Width	Overall Depth	Overall Height	Shipping Weight	Cubes
TK2489N	47.25	19.75	30	112	18

**TO SPECIFY**

- Model number** (above)
- Top Material/Top Edge Profile** (right -add character)
- Front Style** (above -add character)
- Pull Style** (Page 616 -add character)
- Top Color** (Page 616 note color selection)
- Case Color** (Page 616 note color selection)
- Options** (below -add character)

**TOP MATERIALS:** (Page 616)**\$ LIST**

Laminate W/ Polymer Edge	- L (with Edge Profile A)	N/C
HP Laminate W/ Polymer Edge	- P (with Edge Profile A)	82
Seamless Thermoformed Vinyl	- B or C (with Edge Profiles B or C)	186

**Solid Surface Grades**

	A-White	A-Color	B	C
1/2 " Solid Surface Top	Included above	98	234	399
1" Solid Surface Top	Included above	123	294	501

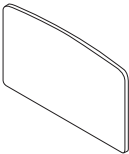
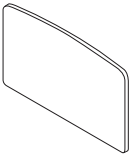



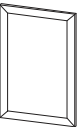
**DESK OPTIONS****LIST**

Locking Top Drawer or Door - LK	50
Laminate Drawer - DR	N/C
Extended Top Overhang - EX	N/C
Master Key - MK	42

**MODEL CODE KEY**

Product Line	Description	Style	Width	Base Style	Orientation (hinge side when facing cabinet)
<b>T</b> Trevisa	<b>K</b> Desk	<b>2</b> 1 Drawer	<b>48</b>	<b>9</b> no legs or casters	<b>N</b> Not Applicable
	<b>KSS</b> Desk 1/2" Solid Surface Top				
	<b>K1SS</b> Desk 1" Solid Surface Top				

TREVISA | HEADBOARD/FOOTBOARD, MARKERBOARD, MIRROR & CORKBOARD

Description/Model	Price	Overall Width	Overall Depth	Overall Height	Shipping Weight	Cubes
Headboard TF1369N	448	36	0.75	22	17	1
						
Footboard TF2369N	350	36	0.75	16	13	0.75
						
Mounting Legs (2) TF3029N	235	2.375	0.75	30	3	0.25
 <p><b>ORDERING NOTES:</b> Legs are used to attach a headboard to a bed frame. Mounting Legs are solid maple in a clear finish. Hardware is not included.</p>						
Wall Mount Markerboard TMB209N	489	20	0.75	32	11	1.2
						
Wall Mount Mirror - Glass TGM209N	562	20	0.75	32	17	1.2
						
Wall Mount Corkboard TTB209N	489	20	0.75	32	9	1.2
 <p><b>ORDERING NOTES:</b> Laminate frames are supplied around markerboards, mirrors, and corkboards.</p>						

**Required to Specify:**

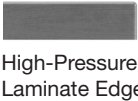
- 1. Model number
- 2. Color (Page 615 )
- 3. Options (below)

HEADBOARD/FOOTBOARD OPTIONS	\$LIST
Custom Cutout - CC -per headboard or footboard	\$135



TREVISA | OVERBED TABLES - FEATURES & OPTIONS

Top Shape R is available in High-Pressure Laminate with Polymer Edges. Top Shapes K, C, and P are Seamless Thermoformed Vinyl and include a spill-guard edge as standard.

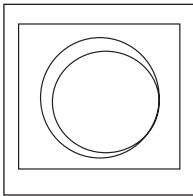


VINYL COLORS:




BASE COLORS FOR OVERBED TABLES:

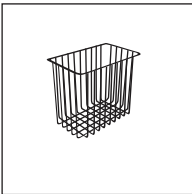
Select one: S - Silver Metallic G - Graphite B- Black A - Almond N - Nevada



**INTEGRATED SEAMLESS CUP HOLDER**  
The Integrated Seamless Cup Holder is available on the thermoformed vinyl tops. It is 3/8" deep and 2 1/2" in diameter. A drawing must be supplied to show the location. Two cup holders are standard on thermoformed vinyl tops when a dual top model is ordered.





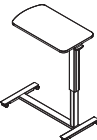
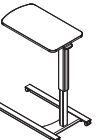

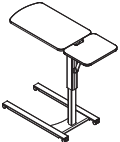


**VANITY DRAWER AND MIRROR**  
Overbed tables have the option of a vanity drawer to store patients personal items. This drawer includes a mirror and is non-locking. Please include on the order.



**STORAGE BASKETS**  
Powder-coated wire brackets are available in 3 sizes - 9" x 9" x 10", 10" x 6" x 9" and 5" x 5" x 4".

**TREVISA | OVERBED TABLES**

		TOP SHAPES			
		Rectangular High-Pressure Laminate with Polymer edges.			Kidney, Rectangular and Peanut Seamless Thermoformed Vinyl.
					
Description/Model		Rectangular - R	Kidney - K	Curved Rectangular - C	Peanut - P
	Overbed Table	TO1304N	1353	1384	1384
	w/ H - Base	TOSS1304N	1961	1961	n/a
		TO1SS1304N	2231	2231	n/a
<b>ORDERING NOTES:</b> "SS" indicates 1/2" Solid Surface top option. "1SS" indicates 1" Solid Surface Option.					
	Overbed Table	TO2304N	1353	1384	1384
	w/ U - Base	TOSS2304N	1961	1961	n/a
		TO1SS2304N	2231	2231	n/a
<b>ORDERING NOTES:</b> "SS" indicates 1/2" Solid Surface top option. "1SS" indicates 1" Solid Surface Option.					
	Dual Top	TO3304N	n/a	2384	2384
	Overbed Table	TOSS3304N	1961	1961	n/a
	w/ H - Base	TO1SS3304N	2231	2231	n/a
<b>ORDERING NOTES:</b> "SS" indicates 1/2" Solid Surface top option. "1SS" indicates 1" Solid Surface Option.					
	Dual Top	TO4304N	n/a	2384	2384
	Overbed Table	TOSS4304N	1961	1961	n/a
	w/ U - Base	TO1SS4304N	2231	2231	n/a
<b>ORDERING NOTES:</b> "SS" indicates 1/2" Solid Surface top option. "1SS" indicates 1" Solid Surface Option.					

**DIMENSIONS**

	Overall Width	Overall Depth	Overall Height Range	Shipping Weight	Cubes
TO1304N	30	16	27/43	50	15
TO2304N	30	16	27/43	50	15
TO3304N	30	16	27/43	54	15
TO4304N	30	16	27/43	54	15

**ORDERING NOTES:** Cubes shown above are for 2 overbed tables per carton. The overall height of the U-base including casters is less than 2" and the H-base is 3.25"

**REQUIRED TO SPECIFY**

1. **Model number** (above)
2. **Top Shape/Material** (above - Kidney please choose left or Right facing)
5. **Top Color** (page 536 note color selection)
6. **Base Color** (page 536 note color selection)
7. **Options** (below)

**OVERBED TABLE OPTIONS****\$ LIST**

Vanity Drawer & Mirror - VM	374
-per headboard or footboard	
Storage Basket	
9" x 9" x 10" - B1	162
10" x 6" x 9" - B2	162
5" x 5" x 4" - B3	162
Integrated Seamless Cup Holder - IC (Thermoformed Vinyl tops only)	N/C
Recessed Cup Holder - RC	129
1/2 " Solid Surface Top w/Spillguard	78
1" Solid Surface Top w/Spillguard	126

**TOP MATERIALS: (Page 616)****\$ LIST**

Laminate W/ Polymer Edge	- L (with Edge Profile A)	N/C
HP Laminate W/ Polymer Edge	- P (with Edge Profile A)	82
Seamless Thermoformed Vinyl	- B or C (with Edge Profiles B or C)	186
<b>Solid Surface Grades</b>	<b>A-White</b> <b>A-Color</b> <b>B</b> <b>C</b>	
1/2 " Solid Surface Top	Included above	98
1" Solid Surface Top	Included above	123
		234
		399
		501

### Terms and Conditions

Net 30 days on approved credit. A late payment charge of 1% per month will be applied on overdue invoices. This charge will be pro-rated to the number of days past 30 days that the invoice is overdue. All applicable sales taxes are extra. Distribution of this price list does not in itself constitute an offer to sell. Orders can be received only from authorized Krug dealers. Acceptance of any order and terms of sale may be established at the discretion of Krug. Deposits are required on orders received from new accounts as well as on large or special orders. Krug reserves the right to discontinue designs, or to change designs, construction, prices, or materials without notice.

### Contact Information

Phone: 1.888.578.KRUG (5784) | Fax: 1.519.748.5177

Purchase Order Fax: 1.888.236.4783

Purchase Order E-mail: orders@krug.ca

Web: www.krug.ca E-mail: solutions@krug.ca

### Customer Service Hours

Please note customer service hours are:

8:30 am to 5:00 pm est

### Customer Satisfaction

It is the primary goal of Krug and our staff to ensure the complete satisfaction of our customers with our products and performance. If a problem arises with a Krug product after the expiration of the limited warranty period, Krug will exercise its best efforts to achieve the satisfaction of the customer in a manner that is fair to all concerned.

### Order Acknowledgments

Each order will be acknowledged via e-mail or fax. This acknowledgment is the final agreement between Krug and the customer, superseding all previous communications regarding the purchase order. Where there is a discrepancy on a purchase order between a product code and a description, Krug will make every effort to resolve the discrepancy, but will be ruled by the product code ordered. Please check all acknowledgments for accuracy, and advise Krug of any discrepancies with a purchase order.

### Order Cancellation

Krug reserves the right to not accept or allow cancellation of orders. All products are manufactured on a custom-made, make-to-order basis, and the purchasing, engineering and production of orders begins shortly after order placement - and the customer purchase order is a contract that authorizes Krug to manufacture the products. Acceptance of order cancellation (or partial cancellation) is solely at the discretion of Krug, and is dependent on the extent to which engineering, purchasing and manufacturing has been initiated by the time cancellation is requested. No order cancellations (partial or otherwise) are allowable more than 4 weeks from date of order placement (as order production is unable to be terminated by that point), and full payment of the acknowledged order value is required for any orders cancelled after 4 weeks. Cancellations may be allowable in less than 4 weeks after order placement, depending on the extent to which manufacturing has been initiated. An acceptance of order cancellation requires that the purchaser agrees to make payment for all costs incurred to the point of acceptance of cancellation. Cancellation charges include all costs for purchase of dedicated material and components, engineering costs for non-standard products, and all costs for manufacturing completed to that point, as well as a \$367 net charge for processing of the original order and for processing of cancellation invoicing.

### Pricing

Krug endeavors to ensure that all prices in this price list reflect accurately our current prices. However, errors do occur and will be rectified through notices to the field. Krug reserves the right to acknowledge pricing that may be different from the price list.

### Storage Charges

Krug reserves the right to assess a nominal storage charge if a customer does not accept shipment of an order within a week of the ship date.

### Warranty

Krug warrants the construction and the finish of all our products to be free from defects in materials and workmanship for the lifetime of their use. This warranty is applicable to products in use by their original purchaser. This warranty does not apply to components not manufactured by Krug including textiles, which are subject to the specific warranties of those manufacturers, if any. Textiles (fabric, leather, vinyl, or any other covering material) suppliers do not guarantee their products for durability and color fastness, and nor does Krug. Casters, mechanical and electrical components have a warranty of five years from the date of purchase. The Krug warranty does not apply to COM-specified materials, damage caused by a carrier other than Krug, or variation in wood finishes due to natural wood color variation. Krug cannot be held responsible for variations in fabric dye lots from order to order. All fabric is carefully inspected when it is received, but a degree of variation in color should be expected. Repairs or replacement of any defect covered under this warranty by Krug will be made, at our option and method, at no charge to the original purchaser during the warranty period. Krug's judgement is final and binding with respect to the nature or cause of defects or damage, and the necessity or manner of repair or replacement.

This warranty does not apply to defects or damage resulting from:

- normal wear and tear occurring with the use of the product
- negligence, misuse, excessive use, alteration, improper cleaning or repair
- substitution or use of incorrect or unauthorized components or material
- handling or installation that is incorrect, or that causes damage or defect
- damage incurred by a freight carrier other than Krug
- wearing of finishes and fabrics, and normal variations in materials (including dye lot variations)
- properties of natural materials, including wood and leather
- exposure to environments with uncontrolled temperature and humidity (products must be transported, stored and used in climate-controlled conditions)

Note, specific warranties for components and materials not manufactured by Krug:

**Jordan Sleepers Heavy-Duty Mechanism**, made with heavy gauge steel and minimal moving parts - is backed by a 5-year warranty on the mechanism itself, in addition to the lifetime warranty on the rest of the product. If it does become damaged or degraded, the mechanism can be field-replaced.

**Trevisa Overbed Tables** have a 2-year warranty.

### Blanket Wrapping

Krug will blanket wrap larger seating orders at customer's request. Please indicate on your purchase order and contact Customer Service.

### Export Packaging

Krug is pleased to provide the option for export packaging on all our products, to provide additional protection from damage. For shipments overseas, a quote for export packaging can be provided, based on the products to be ordered and the delivery destination - please contact Customer Service or Bids & Specification Support for more information and a quotation. KRUG is not responsible for shipment damage occurring on overseas shipments

Export Packaging is STRONGLY RECOMMENDED for:

- (A) all shipments outside of the lower 48 states and Canada.
- (B) all shipments that will be held in storage for an extended period prior to installation.

**Important:** Please note that Krug will not be responsible for damage claims on product shipped or stored in the above conditions but where export packaging has not been utilized.

### Dimensions

Dimensions are in inches and approximate, and subject to change without notice. Contact Customer Service if dimensions are critical.

## GENERAL INFORMATION

### Freight Terms and Conditions

1. All product is shipped FOB the Krug factory. Freight is either pre-paid to the destination or not pre-paid, depending on established customer specific freight terms.

2. Docks at the selected delivery location must be equipped to handle a 53' trailer. If a dock is inadequate for delivery by Krug, Krug will re-deliver to another local location and any additional costs will be charged to the customer.

3. For all deliveries, it is understood that Krug or its agent is making a dock delivery only (equipped to handle a 53' trailer), and any further work of truck unloading, delivery beyond the dock, installation, and removal of packaging is not authorized or paid for by Krug.

4. Drop shipments to the installation site, and timed deliveries, are available on larger shipments (full truckloads or slightly less) at no additional charge. Drop shipments or timed deliveries for smaller shipments may not be available, or if available will require a surcharge. Deliveries on an after hours basis, or on weekends, or any other special requirements, may be subject to a surcharge. Location and contact information, and the requested time of delivery, is required at least one week prior to the acknowledged shipment date. If this information is not provided one week in advance, or if the location or time of the drop shipment is changed less than one week in advance, a surcharge may be applied, and/or the drop shipment may not be scheduled. For deliveries requested Monday to Thursday after 5:00 pm, please apply a surcharge of \$275/shipment. For deliveries requested Monday to Friday before 7:00 am, please apply a surcharge of \$275/shipment. For deliveries requested Friday (after 3:00 pm) or weekends, please apply a surcharge of \$551/shipment. (local times).

5. For all deliveries - whether to the Customer location or drop shipment - any circumstances that result in the delay of our carrier (including unsuitable receiving facilities, or facilities not open or available), service charges will be applied at the rate of \$131/hour. Where re-delivery is necessary because of these circumstances, the full cost of re-delivery will be charged. If Less Than Truck Load is delivering, one hour is allocated to unload. Any additional time required to unload after the first hour is \$131/hour. If a Truck Load is delivering the order, three hours is allocated to unload. Any additional time required to unload is \$131/hour. Direct deliveries to site for large orders are possible, (must exceed \$60,000 net), and accommodate 48 - 53' trailers. Krug is responsible for delivery to the approved delivery address. If an address change is required, this must be authorized by Krug 5 business days prior to ship date. Any additional delivery costs incurred after this time will be charged to the customer.

### Product Strength and Durability Testing

All Krug products have been thoroughly tested, and exceed the testing requirements of ANSI/BIFMA seating standard. Specific test results and documentation are available on request.



### Installation Support

For assistance please contact Technical Support at 1-888-578-5784 x216 or e-mail [installationhelp@krug.ca](mailto:installationhelp@krug.ca) and you will be directed to the appropriate installation support person.

### Damaged Shipments

All Krug product is well engineered, carefully inspected, and expertly loaded onto our trucks at our Distribution Center. If you receive any damaged freight, we ask that you do not refuse the shipment. Krug is not responsible for damage to goods that occurs in transit or

storage. It is the purchaser and/or receiver's responsibility to examine the goods upon receipt and to notify Krug of any damages, overages or shortages. Any discrepancies should be noted on the Bill of Lading. The delivering carrier will not accept responsibility for shortages or damages if signed "clear". Notification of concealed damage claims must be made to Krug Distribution within 5 days of delivery, along with digital pictures if available. All product and packaging must be available for inspection. Krug liability ceases after 5 business days and Krug will not be responsible for concealed damages if shipments are left unopened. Krug is not responsible for the condition of product that is stored or installed in an environment where temperature and humidity are not controlled.

### Field Product Report Authorization

Krug's written authorization, in the form of an FPR number, must be obtained prior to incurring charges of any kind if Krug is expected to pay these charges. This includes authorization for returns, field repairs and replacements, post field repairs, installation and delivery charges. Krug reserves the right to have its representative inspect product related to any request for such authorizations, prior to that authorization being provided. Deductions from invoices paid for any charges to Krug, without prior written authorization in the form of an FPR, will not be accepted. Digital photographs may be required to complete the FPR process.

### Returns

No merchandise may be returned without Krug's prior written consent. In the event of an authorized return, a Field Product Report (FPR) number will be issued, and a restocking charge will apply. Return transportation charges must be prepaid. Unauthorized returns will not be accepted and will be returned freight collect. All merchandise being returned must be properly packaged in its original or comparable replacement packaging to ensure protection of the product during handling and transportation. Returns on orders duplicated by the customer must be received in their original packaging to be accepted. Product being returned where Krug has authorized its liability for replacement or repair will be thoroughly inspected on its return, and the results compared to the reason for the return stated on the FPR. Any discrepancies, such as additional damage, signs of usage, missing parts, etc., will result in an adjustment to the amount of credit issued.

### Custom Capabilities

Over 15% of our orders involve some type of custom work, and we invite our customers to make use of our extensive capabilities.

These include:

- 1) Dimensional customization of standard size products
- 2) Custom finishes
- 3) For larger orders, completely custom-designed products, as well as non-standard wood species can be specified.

Custom orders may require additional production lead times. Contact Engineering at the e-mail address [engquotes@krug.ca](mailto:engquotes@krug.ca).

### Care and Maintenance Leather

Leather is a natural product and requires very little care during use. Most stains can be removed with a clean dry cloth. For stubborn spots and stains, use a mild non-detergent cleaner, rinse well and let air dry naturally. Do not use saddle soap, cleaning solvents, furniture polish, oils, varnish, abrasive cleaners, soaps or ammonia waters.

### Fabric Upholstery

Professional upholstery cleaning is recommended.

### Flammability Standards for Krug Textiles - Upholstery Program


- Passes State of California Technical Bulletin CAL 117-2013



**Krug Textiles - Stocked Fabric Program**

**Grade 1**


**ARLO**



308 MIDNIGHT



306 PETROL



908 CHARCOAL



93 SEAL



601 PEARL



84 NUTMEG



62 OATMEAL



90 LIMESTONE

**FRANKLIN**




47 CAMEL



3009 MIDNIGHT



67 FAWN




97 CINDER



94 METAL



909 BLACK



9004 CHARCOAL




308 PETROL



108 ORCHID


**COMRADE**




309 MIDNIGHT




84 TEAK



63 LINEN



24 ALPINE




905 IRON



601 SNOW



57 MARIGOLD



31 DUCK EGG

**FELICITY**



601 IVORY



305 SKY



603 TAUPE



93 COAL



405 HENNA



64 PUTTY



62 FAWN



36 BLUEBERRY



**Krug Textiles - Stocked Fabric Program**

**Grade 2**

**GRADDY**



25 CAPER




31 SKY



604 FLAX



901 CHAR



93 GRAY



34 SLATE



84 TEAK



98 NICKLE

**YATES**




84 BIRCH




44 CLAY



87 TAUPE



25 JUNIPER




305 INDIGO




109 CRANBERRY




803 TOAST



92 ZINC



91 SILVER



908 CHARCOAL

**MCCOY**



608 TUNDRA



601 CREME



908 CHARCOAL



62 COPPER



108 CORDOVAN



32 ROBIN'S EGG




94 MERCURY



84 BARK


**ORIS**




908 DOMINO




604 BARK



601 CREAM



306 DELFT




902 ZINC



305 MIDNIGHT



64 PUTTY




205 CHARTREUSE




**Krug Textiles - Stocked Fabric Program**

**Grade 3**


**MORITZ**




205 SPEARMINT




61 OYSTER




9008 CHARCOAL




306 CADET



82 CLAY



104 MULBERRY




304 CAPRI



31 AEGEAN


**LORENZO**




306 INDIGO



24 ALPINE



601 CREAM




64 LINEN



106 HENNA



91 FLANNEL



604 STUCCO



32 MIST

**BISCOTTI**



302 CAPRI



45 SPICE



61 DESERT



91 GRANITE

**INTRIGUE**



601 OYSTER



27 OLIVE



805 PECAN



4003 OCHRE



608 STUCCO



908 CHARCOAL



605 STRAW



3009 MIDNIGHT

# KRUG TEXTILES - UPHOLSTERY FABRICS




## Krug Textiles - Faux Leather Program - Grade 2



## Krug Textiles - Leather Program - Grade 8

Please contact Customer Service for specific information on leathers, available colors and lead times.



## Krug Textiles - Cut fabric NET price per yard

Grade 1	\$23
Grade 2	\$36
Grade 3	\$48

### LATEX FREE

Krug products are made with latex-free materials to prevent the allergic reaction that latex causes in some people.



### Customer's Own Material (COM/COL)

COM/COL must be received three weeks prior to the acknowledged ship date. Orders with COM/COL not received by the required deadline will be delayed. A description of the upholstery cover, including supplier name, pattern name, upholstery cover name and color number must be included with the purchase order.

COM/COL testing requires 3 business days and samples are to be directed to Customer Service. The customer has the option of providing the sample COM/COL before, at time of order, or once the sample COM/COL is received. If the customer does not send a sample for approval in advance of sending actual material, Krug will not be responsible for the cost of any upholstery cover or other material that it determines to be unsuitable for the product or our process.

When the COM/COL upholstery cover is received at Krug, it must be clearly identified with the upholstery cover name and color, and tagged with name of the Krug customer and purchase order number. Krug will inspect all COM/COL upholstery covers when received to determine if it will be suitable for upholstery. Where Krug feels that the upholstery cover or leather specified will compromise the quality or integrity of our products, customers will be contacted to direct these concerns. Further, Krug reserves the right to refuse to accept and use any COM upholstery covers or leathers that will compromise our products in any way that is unacceptable to Krug. Krug cannot assume responsibility for the durability or tailoring quality of customer's own material.

Yardage specified in this price guide is approximate. In the case of multiple product orders, multiply the number of items by the COM yardage specified to determine upholstery cover required, unless otherwise indicated. Additional yardage may be needed if the material is less than 54" wide, or patterned or striped and requires matching. All COMs are cut "up the roll" unless otherwise stated by the customer. All striped upholstery covers will be applied vertically unless otherwise stated by the customer and after approval by Krug. Krug will not be responsible for directional or positional problems with its application of COM material, unless it has been provided with explicit instructions by the customer. Special instructions should be sent to Krug Customer Service, including a sample (or photocopy) of the upholstery cover. Krug is not responsible for instructions sent with the upholstery cover rolls, or for the method of upholstery if no instructions have been provided.

Price increases and freight charges to COM/COL acquired on the customer's behalf will be passed onto the customer.

### Application of Directional Upholstery cover

Some COM upholstery covers will be considered directional by Krug even though they are not considered directional by the supplier. All COMs are automatically cut "up the roll" unless otherwise stated by the customer (please see below).



Standard-Cut  
"up the roll"



Non-Standard-Cut  
across the roll "railroad"

### COM/COL Shipping Procedures

For seating COM/COL upholstery covers, please send upholstery covers to:

Krug Inc.  
111 Ahrens Street  
Kitchener, Ontario  
Canada N2H 4C2

**Attention: RECEIVER**

COM/COL orders cannot be scheduled into production until the upholstery cover has arrived and inspection is complete.

All packages must be clearly marked

**"For Customs Clearance by Willson International Custom Brokers".**

According to the North American Free Trade Agreement (NAFTA), goods shipped between the United States and Canada can qualify for exemption from all duties, or for a reduction in duties, if the goods can be proven to originate in either the United States, Canada or Mexico.

Canada Customs requires that a NAFTA Certificate of Origin and a Commercial Invoice be completed and sent with the upholstery cover shipment. The Commercial Invoice must clearly state the description of the upholstery cover, the selling price, the make-up or content, and the purchaser. The absence of these two documents will delay the shipments at the U.S./Canada border, thereby potentially delaying the customer order. If the total value of the shipment is less than \$1200 U.S., Customs will accept a Low Value Statement of Origin in place of the NAFTA Certificate of Origin. The Low Value Statement must be signed by a representative of the exporting company. This statement may either be included on the commercial invoice or attached to the invoice. Krug is happy to answer any questions or concerns about COM/COL shipping procedures and the required documents.

### CAL 133 & Moisture Barrier

California Technical Bulletin 133 is a flammability test for seating. Krug offers a compliance method which, in combination with non-flammable upholstery covers, may enable the products to meet certification requirements for this test. This process at the same time also provides the products with a Moisture Barrier - a treatment that helps to prevent the passage of liquids and moisture to inside of upholstered components - thereby conferring sanitary and anti-infection benefits. So when CAL 133 is specified, the product also automatically has a Moisture Barrier, and when a Moisture Barrier is specified, the product also features the compliance method and low flammability features of CAL 133.

The application of this upcharge and the compliance method does not mean that the specific configuration of product and upholstery cover are tested and officially certified as being CAL 133 compliant. If official certification is required, Krug will provide this (through an independent certified testing laboratory) at a charge of \$962 per item, plus the cost of the product to be tested. Lead time for certification testing is typically 4-8 weeks. Krug assumes no responsibility for the testing of our products in combination with upholstery covers, or for the results of any testing conducted. Some specific configurations of product and upholstery have already been tested. Please contact Customer Service for additional information.

### C.O.L. Yardage

To calculate C.O.L. yardage required, please use the following conversions based on COM yardage: Leather must be ordered in square footage.

- 17 square feet in a yard
- Approx. 3 yards in a hide
- Approx. 51 square feet in a hide
- Please use grade 3 pricing for COL

### Upholstery Cover Yardage Calculation

To calculate yardage required for COM and other non-standard upholstery cover orders, please contact Krug Customer Service at 1.888.578.5784. Unless otherwise stated, upholstery cover rolls are assumed to be a minimum 54" wide. Please use the guide below to calculate the percentage of extra upholstery cover required to cover large repeats. The repeat is calculated by adding both the vertical and horizontal measurements together and then referring to the chart below for extra yardage required.

		2"-14"	15"-19"	20"-27"	28"-36"
FABRIC	Plain	Repeat	Repeat	Repeat	Repeat
54	0%	10%	15%	20%	25%
53-50	16%	20%	25%	30%	35%
48	16%	25%	30%	35%	40%
45	40%	50%	55%	60%	65%
36	50%	60%	65%	70%	75%

## GRADED-IN UPHOLSTERY PROGRAMS

Krug has partnered with several textile brands to grade in their offerings, designed to provide a wide range of upholstery selections for our seating products.

Upholstery pricing and availability is subject to change without notice. We grade this upholstery according to the pricing of the fabric suppliers - when their pricing changes, the Krug grade may change.

When placing an order, a Krug customer must specify the complete upholstery number, along with the appropriate Krug model number and finish. Krug will supply the complete product at the prices listed. Orders specifying graded-in upholstery cannot be cancelled once the upholstery has been ordered.

### Upholstery Grades

To determine the price of a product for graded-in upholstery, use the reference lists located on Krug's website under - Products - Textiles, to view the upholstery grade (1-9). Krug is not responsible for the discontinuation of this upholstery. Please contact Customer Service for information on upholstery not listed.

When two upholstery selections are specified for use on seating, the higher grade upholstery price will apply to the order.

High Performance upholstery; Polyurethane, Vinyl or Crypton, is particularly suitable for healthcare and other intensive-use environments.

### Upholstery Samples

If you require additional samples or memos for presentation, please contact fabric supplier directly.

### Flammability Standards

- Tunnel Test Surface Ratings Class A rating
- Class 1 UFAC
- Passes State of California Technical Bulletin CAL 117-2013

Please contact fabric supplier directly for further flammability information pertaining to specific upholstery.

### Special Conditions

Acknowledgments will give the estimated delivery date of the finished product. Some upholstery is imported, and availability may affect estimated delivery time. For large projects, please contact fabric supplier directly for availability of yardage.

## KRUG EXPRESS PROGRAM

### PROGRAM DETAILS

*KrugExpress* orders are ready to ship by the date acknowledged. Delivery and shipping schedules may result in actual shipping of orders at a later date. Statutory holidays and scheduled factory vacations may add to acknowledged lead times of *KrugExpress* orders. Unless otherwise specified on the order, the customer's standard method of shipping Krug products will be utilized.

Available factory capacity for *KrugExpress* is filled by orders received on a "first come, first serve" basis. If the normal *KrugExpress* lead time is not available for your order because available capacity has been filled, you will be immediately advised of the earliest available ready-to-ship date. Please consult your Customer Service representative in advance if you wish to confirm the specific lead time availability for a *KrugExpress* order.

Orders must be received by midnight of a given day for that day to be considered the official day the order is received. Order lead times are acknowledged from the date the order is received, but not including the date the order is received.

*KrugExpress* orders must be "clean" when received in order to be considered officially received on a given day, and lead times will be acknowledged from the date orders are determined to be "clean".

Changes to *KrugExpress* orders are not allowed under any circumstances.

Orders for product on *KrugExpress* must clearly state: "*KrugExpress*".

COM and graded-in upholstery is available on Krug Express. Orders are scheduled on Krug Express, and given the best available date, when the upholstery is received at Krug. Some conditions apply.

### SEATING & OCCASIONAL TABLES PROGRAM

Orders for seating products on the *KrugExpress* program may be subject to quantity maximums. Please contact Krug Customer Service for more information.

Quantity maximums are dependent upon available capacity, in order to insure that we ship all orders on time. Please note that the CAL 133 option is not available on *KrugExpress*.

Only standard wood finishes are available for *KrugExpress* orders. Laminates are not available on *KrugExpress*.

*Krug Express* includes all Krug seating and occasional tables as well as Krug conference and casegood products to complement this seating offering.

## **WOOD FINISHES**

Standard wood finishes are:

### **Finishes on Beech**

Appalachian Cherry  
American Cherry  
Imperial Cherry  
Light Cherry  
Medium Cherry  
Natural Cherry  
Sable Cherry  
Standard Cherry  
Light Oak  
Harvest Oak  
Mahogany  
Mellow Oak  
Espresso  
Cordovan Walnut  
Natural Walnut  
Regular Walnut  
SilverGrey on Walnut  
Dark Walnut  
Clear Beech  
Medium Anigre

### **Finishes on Maple**

Clear Maple  
Honey Maple  
Wheat Maple

## **PALETTE**

Palette finishes available for applicable products.

Black  
White  
Soft Green  
Steel Blue  
Slate

## **WOOD FINISHES TO MATCH STANDARD LAMINATES**

Willow on Beech  
Copper on Beech  
Shiraz Cherry on Beech  
Park Avenue Walnut on Beech  
Chocolate on Beech  
Nutmeg on Beech  
Portobello on Beech  
Ash on Beech  
Dune on Maple

## **NATURAL CHARACTERISTICS OF WOOD**

Wood is a natural product with inherent color variations that will never be fully mitigated by the finishing process. Please anticipate variation in colors within a single unit, from piece to piece, and from Krug wood finish samples. If a very close match is required, a sample must be provided with the order and an upcharge will apply. Exact color matches are not possible.

### **Custom Wood Finishes**

Add 10% list to your order for special finishes, minimum upcharge is \$630 list per finish per order. (For example, on all orders up to \$6300 list, an upcharge of \$630 will apply, on orders \$6300 and up add 10% list to your order.)

Special finish upcharges on seating products are calculated on a grade 1 value. For orders with special finishes, a sample that is a minimum 3" by 3" must be received with the order. Special finishes may add additional lead time to production schedules. Since wood is a natural product, some variations in grain, color and stain acceptance will occur. In our finishing processes, we try to minimize variations, but some variation between samples and finished goods should be anticipated.

### **Dual Finishes**

Add 10% list per item if specifying dual finish.

### **Standard Wood Finishes**

No upcharge will be applied when specifying a finish available as standard on one species onto maple seating and occasional tables. Clear finishes are not available on other species since they are a clear finish on top of the natural veneer color.

SIN 339113H - Patient Room Furniture

LAMINATE PROGRAM

LAMINATES

Krug's in-stock Laminates are available in 17 different laminate selections. Please note that 4 of the colors (Gingerbread, Portobello, Ash and Willow) have textured finishes and may not be appropriate for use in patient areas due to infection control concerns. Minimum order quantities and extended lead times may apply for exotic laminate colors, please check with customer service. Polymer Edge will be selected to match the worksurface. Krug's previous laminate in-stock program will be phased out as in-stock supply depletes. Please contact customer service for availability.

IN-STOCK LAMINATES

Wood Grain Laminates	High Pressure Laminate Supplier	Textured Wood Grain Laminates	High Pressure Laminate Supplier
Champagne	Tafisa T492CR	Gingerbread	Tafisa T556UR
Hardrock Maple	Formica 86992-58	Portobello	Tafisa T557UR
Dune	Tafisa T491CR	Ash	Tafisa T535AT
Copper	Tafisa T521CR	Willow	Tafisa T543AT
Shiraz Cherry	Tafisa T472CR	Solid Laminates	
Park Avenue Walnut	Wilsonart 7984-38		
Chocolate	Tafisa T498CR		Wilsonart D354-60
Nutmeg	Tafisa T477CR		Tafisa T202CR
Nightfall	Pionite WX421		Tafisa T767CR
		Charcoal	Tafisa T228CR

PHASE OUT LAMINATES

Almond - Black- Shadows - Edgewood Sycamore - Gunstock Walnut


Non-Stocked Laminates

For specific lead time and application questions, please contact Krug Customer Service for your requirement. Upcharges will be applicable for non-stocked laminates, depending on their cost. Non-stock laminates may require a minimum order quantity, please contact customer service. Stocked polymer edges only can be specified for use with non-stocked laminates or tops will be self-edged.


SOLID SURFACE PROGRAM

The Solid Surface option provides an enhanced durability, protection and cleanability. It is available in 8 standard colors and is replaceable if it becomes damaged or degraded. See individual products for list upcharge chart.

GROUP GRADE A - WHITE




Glacier White




Cameo White

GROUP GRADE A - COLOR



Bisque

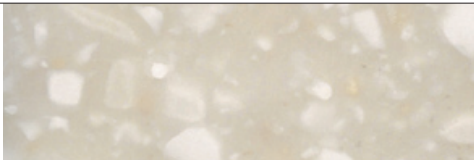


Linen

GROUP GRADE B



Antarctica

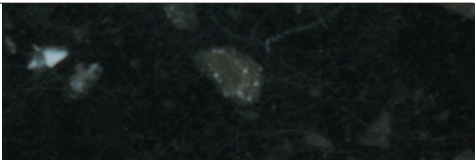


Savannah

GROUP GRADE C



Dove



Deep Night Sky





All products are air emissions certified and are available as FSC® certified

# krug

solutions@krug.ca | www.krug.ca | 1.888.578.KRUG