

**V2**  
Price and Specification Guide  
**GSA**  
**GS-03F-084DA**



**krug**

Advancing Design Through Innovation

# TERMS & CONDITIONS | INFORMATION FOR ORDERING ACTIVITIES

## General Services Administration Federal Supply Schedule

FSC Groups 7110, 7125  
Subcategory: Furniture  
CONTRACT NUMBER: GS-03F-084DA  
CONTRACT PERIOD: April 1, 2016 through March 31, 2026  
CONTRACTOR/ ADMINISTRATOR: Mira Jaksic-Husic  
Krug Inc.  
421 Manitou Drive  
Kitchener, Ontario, Canada  
Tel: 1-800-265-2796  
Fax: 1-800-265-2798

### 1. List of Special Item Numbers on Contract

33721P Packaged Office Furniture w Ancillary Installation Services  
33721 Office Furniture w Ancillary Installation Services  
339113H Healthcare Furniture w Ancillary Installation Services  
OLM Order Level Materials

2. SPECIAL ITEM NUMBER	MAXIMUM ORDER
33721P	\$5,000,000
33721	\$250,000
339113H	\$500,000
OLM	\$250,000

3. SPECIAL ITEM NUMBER	MINIMUM ORDER
33721P	\$100.00
33721	\$100.00
339113H	\$100.00
OLM	NA

### 4. Geographic Coverage

48 contiguous States and Washington, DC

### 5. Point of Production

Krug Inc.  
421 Manitou Drive  
Kitchener, Ontario, CANADA  
N2C 15L

### 6. Discount from List Prices

33721P Package Office Furniture Krug Product Discounts As Below  
GSA Teaming Partner Products at their  
Approved GSA Discount Terms. Krug  
Installation Charge 12.75% of Net Order  
(Max.). No Charge for Project Mgt Services.

33721 Office Furniture	
Executive Office Furniture	56.6%
Executive Conference Furniture	56.6%
Tables and Accessories	56.6%
Fully Upholstered Lounge Furniture	56.6%
Multiple Seating	56.6%
Multi-Purpose Seating	56.6%
Stacking Chairs	56.6%
Installation Ancillary to these products	12.75% Charge of Net Order (Max.)

339113H Healthcare Furniture	
Hospital Patient Room Furniture	56.6%
Hospital Geriatric Chairs & Lounge Seating	56.6%
Patient Service Systems	56.6%
Installation Ancillary to these products	12.75% Charge of Net Order (Max.)

### 7. Quantity Discounts (off Net pricing)

Multiple Seating, Multipurpose Seating, Stacking  
Chairs

25,001 – 50,000	1%
50,001 – 100,000	2%
100,001 – 150,000	3%
150,001 – 250,000	4%

Lounge Seating, Tables & Accessories

25,000 – 50,000	1%
50,001 – 75,000	2%
75,001 – 100,000	3%
100,001 – 180,000	4%
180,001 – 200,000	5%
200,001 – 250,000	6%

Hosp/Geriatric Chairs and Lounge, Patient Room  
Furniture, Patient Service Systems

\$100,000 - \$200,000	1%
\$200,000.01 - \$300,000	1.5%
\$300,000.01 - \$400,000	2%
\$400,000.01 - \$500,000	2.5%

Quantity Discounts for Executive Office and  
Executive Conference are no longer applicable  
based on the MAS Consolidation revisions to  
Maximum Order Limits.

### 8. Prompt Payment Terms

Net 30 Days

### 9. Visa and MasterCard are accepted above and

below the micro-purchase threshold.

NOTE: No additional discount will be offered on  
orders placed using credit cards.

### 10. Foreign Items

All items manufactured in Canada.

### 11a. Time of Delivery

60-90 Days ARO for all items.

### 11b. Expedited Delivery

Please contract Krug GSA Customer Service for  
information on Expedited Delivery/Krug Express  
Program. 1-800-265-2796

### 11c. Overnight & 2 day Delivery

N/A

### 11d. Urgent Requirements

Please contact Krug for urgent requirements.

### 12. F.O.B. Point

Destination

### 13. Payment Address

Same as above

# TERMS & CONDITIONS | INFORMATION FOR ORDERING ACTIVITIES

## 14. Warranty

For commercial products, Krug warrants the construction and the finish of all our products to be free from defects in materials and workmanship for a period of 10 years from the date of purchase. For Krug Healthcare products (as outlined in the US Healthcare price and specification Guide dated March 1, 2019), Krug warrants the construction and finish of all Healthcare products to be free from defects in materials and workmanship for the lifetime of their use. This warranty is applicable to products in use by their original purchaser. This warranty does not apply to components not manufactured by Krug including textiles, which are subject to the specific warranties of those manufacturers, if any. Textiles (fabric, leather, vinyl, or any other covering material) suppliers do not guarantee their products for durability and color fastness, and nor does Krug.

Casters, mechanical and electrical components have a warranty of five years from the date of purchase. The Krug warranty does not apply to COM-specified materials, damage caused by a carrier other than Krug, or variation in wood finishes due to natural wood color variation. Krug cannot be held responsible for variations in fabric dye lots from order to order. All fabric is carefully inspected when it is received, but a degree of variation in color should be expected. Repairs or replacement of any defect covered under this warranty by Krug will be made, at our option and method, at no charge to the original purchaser during the warranty period. Krug's judgement is final and binding with respect to the nature or cause of defects or damage, and the necessity or manner of repair or replacement.

This warranty does not apply to defects or damage resulting from:

- normal wear and tear occurring with the use of the product
- negligence, misuse, excessive use, alteration, improper cleaning or repair
- substitution or use of incorrect or unauthorized components or material
- handling or installation that is incorrect, or that causes damage or defect
- damage incurred by a freight carrier other than Krug
- wearing of finishes and fabrics, and normal variations in materials (including dye lot variations)
- properties of natural materials, including wood and leather
- exposure to environments with uncontrolled temperature and humidity (products must be transported, stored and used in climate controlled conditions)

Note, specific warranties for components and materials not manufactured by Krug: Height Adjustable Mechanism Warranty Krug warrants to the original consumer purchaser its Height Adjustable Mechanism that it will be free from defects in material and workmanship. This limited warranty covers material and manufacturing defects, which cause a non-conformance in the function of a table base and is limited to the following products and warranty term determined from their dates of purchase: a) Electronic components such as control boxes, hand switches and motors – two (2) years b) Mechanical components such as crank drives, spindles – five (5) years c) Structural components such as J-channels, feet and top supports – ten (10) years. The start of the warranty period is the documented date of your purchase of the product. The warranty herein is made to and for the benefit of the original consumer purchaser of the product and is non-transferable. If you discover a defect in material or workmanship during the warranty period, and Krug agrees that the defect exists, Krug will, at its option, repair or replace the Product at no charge to you, provided it is returned during the warranty period. In the unlikely event that your product should require repair or replacement during the warranty period, please contact Krug to obtain warranty service. The warranty period on replacement products is the remainder of the warranty on the original product or 30 days, whichever is longer.

Jordan Sleepers Heavy-Duty Mechanism, made with heavy gauge steel and minimal moving parts - is backed by a 5-year warranty on the mechanism itself, in addition to the lifetime warranty on the rest of the product. If it does become damaged or degraded, the mechanism can be field-replaced. Juno and Trevisa Overbed Tables have a 2-year warranty.

## 15. Export Packing Charges

Quoted upon request

## 16. Terms and Conditions of Government Commercial Credit Card

ACCEPTANCE: KRUG will accept the government commercial credit card but will not Offer any additional discount for orders placed using the credit card

## 17. Term and Conditions of Rental Maintenance and Repair.

N/A

## 18. Term and Conditions of Installation

N/A

## 19. Term and Conditions of Repair

N/A

## 20a. Term and Conditions for any other services

N/A

## 20. Service and Distribution points

Call contractor

## 21. Participating Dealers

Call contractor

## 22. Preventative Maintenance

N/A

## 23. Environmental Attributes

Krug maintains a program to reduce the impact on the environment of our products and operations.

## 24. Data Universal Number System (DUNS) number

251476669

## 25. Notification regarding registration in SAM.

Krug Inc.'s registration in SAM is current, accurate and valid.

## 26 Cage Code: 37310

V2 MODULAR | TABLE OF CONTENTS

V2 MODULAR

3 Environmental Summary

4 Features & Options

8 Power Options

13 Modular Configurations

14 Seating Capacities

16 Sample Configurations

18 Rectangular & Arc Tables

19 Wave Tables

20 Curve Tables

20 Swept Tables

22 Trapezoid & Curved Trapezoid Tables

23 Visio Tables

24 Square & Round Tables

26 Connecting Tops

27 Modesty Panels

29 Legs & Power

30 PowerPorts

34 Media

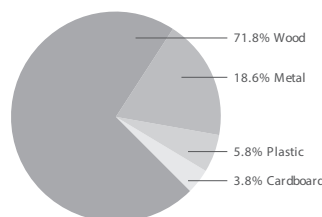


## V2 | ENVIRONMENTAL SUMMARY

### LEED CERTIFICATION



MATERIAL CONTENT:



PRE-CONSUMER  
RECYCLED CONTENT - 78.9%

POST-CONSUMER  
RECYCLED CONTENT - 21.1%

		CONTRIBUTES To
Credit 2.1 - 2.2	Construction Waste Management	1-2 point(s)
Credit 3.3	Resource Reuse	1 point
Credit 4.1	Recycled Content	1 point
Credit 4.2	Recycled Content	1 point
Credit 4.5	Low Emitting Materials, (MUST BE REQUESTED )	
	Composite Wood & Laminate Adhesives	1 point
Credit 5.1	Regional Materials*	1 point
Credit 6	Rapidly Renewable Materials (MUST BE REQUESTED )	1 point
Credit 7	Certified Wood (MUST BE REQUESTED )	1 point

\*This credit is only applicable if in total 20% of the combined value of the procurement of construction materials and in the furniture are manufactured within a radius of 500 miles. This credit will apply if the installation of the finished product occurs within 500 miles of Kitchener, Ontario.



### level® CERTIFICATION

BIFMA's e3 Furniture Sustainability Standard is a voluntary, multi-attribute standard that measures the degree of sustainability of furniture. This standard evaluates product and company environmental attributes and compliance systems in a wide range of elements which include Materials, Energy & Atmosphere, Human & Ecosystem Health and Social Responsibility. V2 products have earned level®, BIFMA's sustainability certification program for furniture, certification through third-party verification against the e3 standard. All V2 products can be supplied with level® certification. In order to accomplish this, the product must also be ordered with the air-emissions-certification option. Contact customer service for information and upcharges.



the mark of responsible forest

### AIR-EMISSIONS

All V2 products can be supplied with air-emissions-certified materials. Contact customer service for information and upcharges.

### FSC®

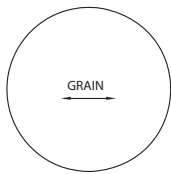
FSC® In 2005, Krug received Forest Stewardship Council® (FSC®) Chain-of-Custody certification for our manufacturing facilities. The FSC® Chain-of-Custody tracks certified wood from seedling to final sale. It verifies that the material for our FSC® certified products only come from well-managed, FSC®-certified forests and other controlled sources. FSC® is dedicated to the promotion of responsible forest management worldwide helping to take care of forests for future generations. V2 and other Krug products can be specified with FSC® Certification. Contact customer service for further information, pricing and lead times..



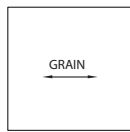
In addition, architects, designers, and building professionals can specify FSC®-certified products in order to achieve a point from the U.S. Green Building Council's Leadership in Energy and Environmental Design (LEED) Rating System.

## V2 MODULAR | FEATURES & OPTIONS

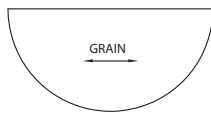
### MODULAR TOP SHAPES



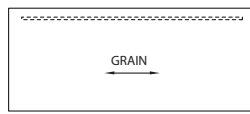
Round



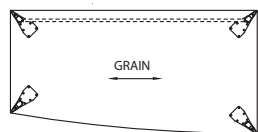
Square



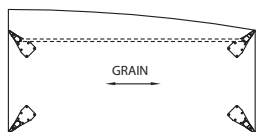
Half Round



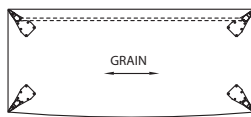
Rectangular



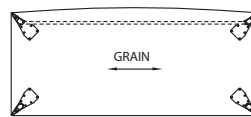
Swept (Left shown)



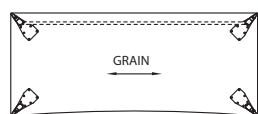
Curve (Left shown)



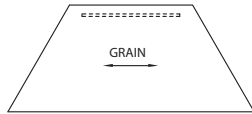
Wave



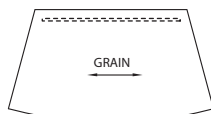
Arc



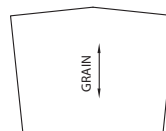
Wave Inverted



Trapezoid



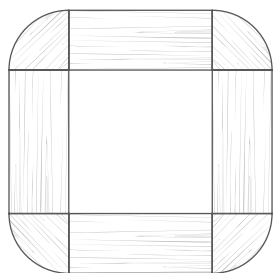
Curved Trapezoid



Visio End

Dotted line depicts which side modesty panel is available on. Round, Curved Trapezoid and Visio End are not available with modesty panels. Grommets, Surface Modules, PowerPorts and Ports when specified are positioned on the same side as the modesty panel. Please note on the Curve tables that the back leg on the longer edge is set back 6" from the back edge.

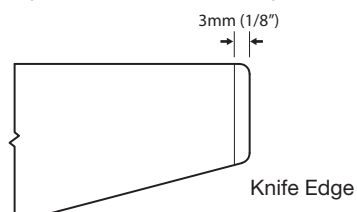
### GRAIN DIRECTION - WOOD VENEER AND WOOD GRAIN LAMINATE



Please note: On V2 corner CONNECTOR TABLES, the grain runs at 45° angle. For all other V2 Modular Meeting Tables, the grain runs lengthwise, except for Curved Trapezoid, and Visio End where the grain runs up and down. For wood modesty panels the grain runs vertically.

### EDGE OPTIONS – MODULAR TABLES

V2 product offers 12 table tops in Wood or Laminate with a distinct Knife edge profile.



Top thickness - 1 1/8"

## V2 MODULAR | FEATURES & OPTIONS

### WOOD FINISH

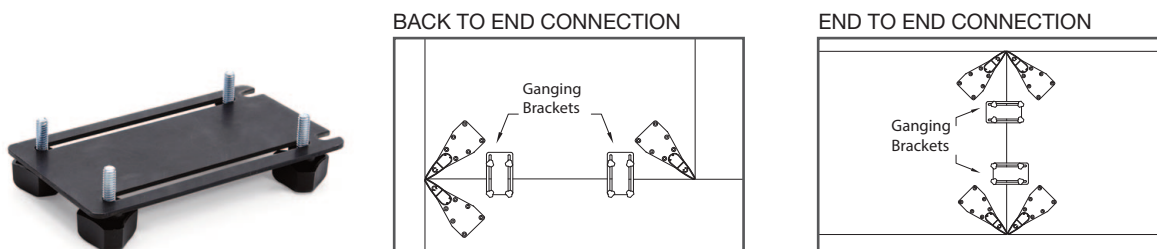
A five step catalyzed varnish finish that when dry has a sheen value of 32° is applied to all V2 Modular table tops.

### METAL FINISH

V2 components are comprised of satin anodized and powder coated Silver Metallic finishes.

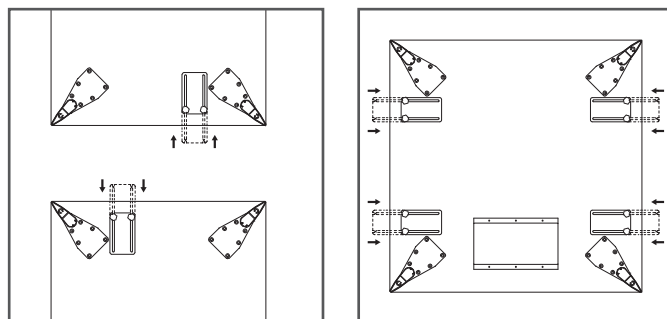
### GANGING MODULE

Ganging Modules are recommended when 2 or more tables are being joined to one another. These ganging modules should be ordered along with the tables as a separate line item on the order. All tables come pre-drilled for ganging capabilities. Please note corner connector tops without legs are supplied with an alternative mounting plate. Corner connector tops with legs require ganging modules. The Ganging Modules can be used to prevent movement of the tables, enhance stability and keep the legs perfectly aligned. It is recommended to use 2 brackets per seam.



### SELF STORING

The Ganging Module can be neatly tucked underneath the table and re-fastened when not being used, to join to another table in the future. This allows the flexibility and reconfigurability of the V2 Modular line when wanting to add or subtract tables from existing table configurations.



### PACKAGING

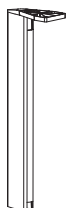
V2 packaging features recycled and recyclable cardboard. The product is shipped as separate components - legs are cartoned separate from table top.

However, the electrical is shipped already installed on table top. Table legs have to be attached to table top surface after delivery.

### LEG OPTIONS

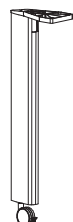
The V2 aluminum leg fastens to a die cast mounting plate. The mounting plate has a polished surface and is attached to the underside of the table using machine bolts. The mounting plate is 9 3/8" deep and tapers from 4" wide to 1/4" diameter and is 9/16" thick.

See Page 94 for wire management feature.



#### V2 LEGS WITH GLIDES

The V2 Modular legs come with the adjustable glides. There is 2 1/4" of height adjustment and these glides can be adjusted with 5/8" wrench.



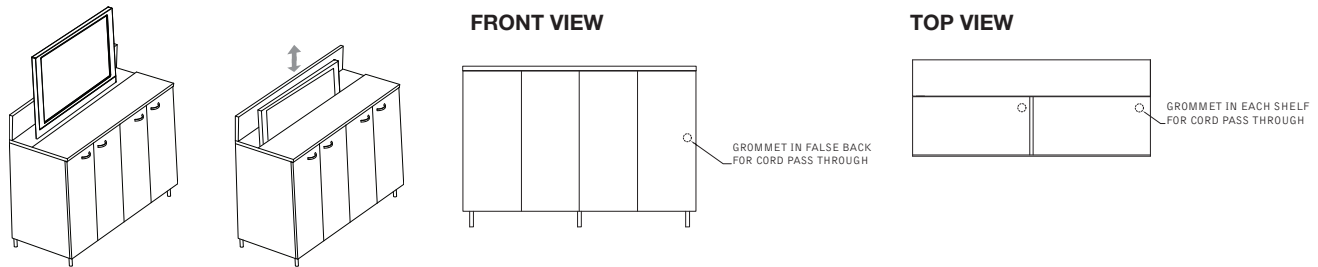
#### V2 LEGS WITH CASTERS

The V2 Modular legs come with 2" casters in a Silver Metallic finish. They have the ability to lock with a foot release lever located at the base of the wheel.

## V2 MODULAR | FEATURES & OPTIONS

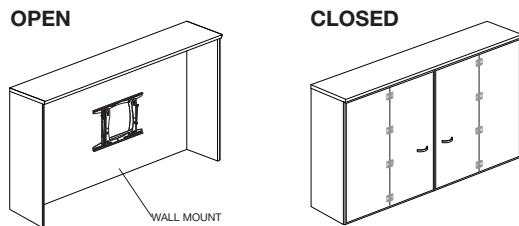
### PLASMA SCREEN CABINETS

- 72" cabinets accommodate flat screen televisions up to 130lbs with dimensions no greater than 51 1/4" x 4 3/4" x 30"
- The 20" deep units do not come with storage shelves
- 24" deep units come with 4 shelves that measure 34 1/2" wide x 12 7/16" deep
- Grommet cut-outs are on each shelf for cord pass through
- Grommet cut-out is on center partition for cord pass through
- Comes with remote control to raise and lower television
- The remote has a radio frequency with 15 ft. operating distance



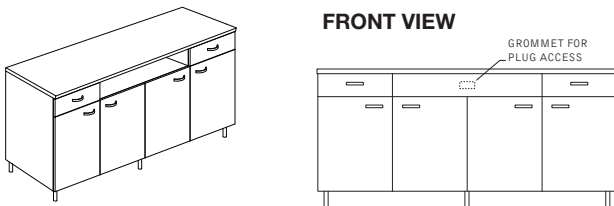
### MEDIA HUTCHES

- 75" media hutches accommodate flat screen televisions up to 200lbs with dimensions no greater than 65" x 9" x 40"
- Media Hutches come standard with television wall mount
- The teardrop holes in the mount allow for quick connect/disconnect of the screen, thus simplifying installation and maintenance processes
- This display can be pulled and tilted by hand into any position from 0° to 15° tilt range and/or remain stationary



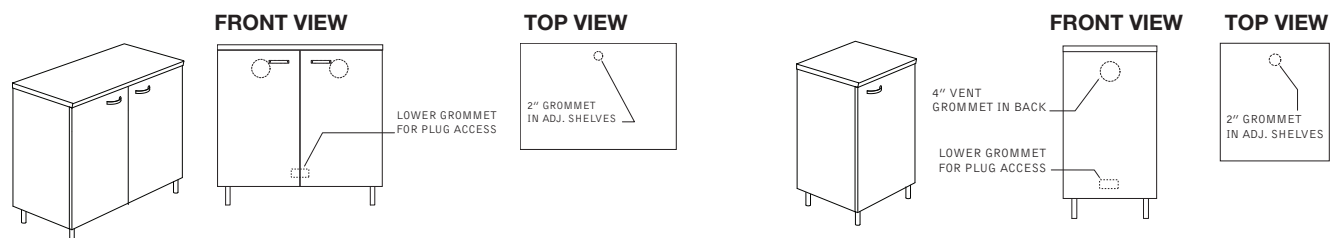
### MEDIA BUFFETS

- Come with option of locks for an upcharge of **\$145 List**
- Opening on media buffet (space between drawers) measures 37 5/16" wide, 5 13/16" high
- Media buffets have an adjustable shelf that comes standard when ordered. Adjustable shelves are shipped in the middle position and are 1 3/16" thick.
- A grommet cut-out comes standard in the center of the media buffet opening
- Drawer depths measure 2.5" in depth, 15 3/16" wide



### MEDIA PEDESTALS

- Grommet cut-outs are on each shelf
- Grommet cut-outs are on the top of the back and lower bottom of the back for wire pass through and plug access
- Come standard with two storage shelves

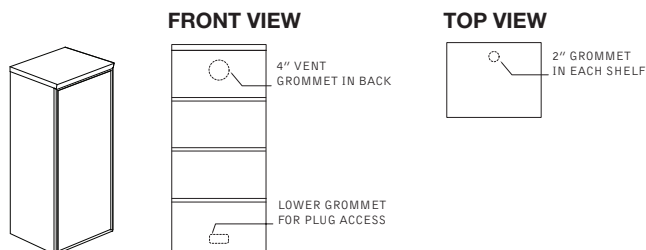




## V2 MODULAR | FEATURES & OPTIONS

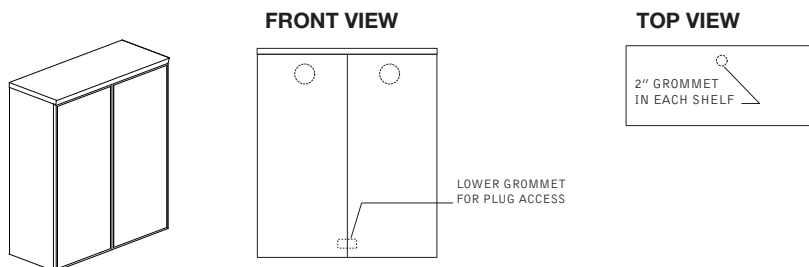
### MEDIA PIERS - SINGLE

- Single 19" storage unit stacks on top of the work surface
- Media Piers should be used in conjunction with media pedestals
- Come standard with touch latch doors
- Grommet cut-outs are on every shelf in media piers at the back of each shelf
- Grommet cut-outs are on the top of the back and the lower back for plug and wire access



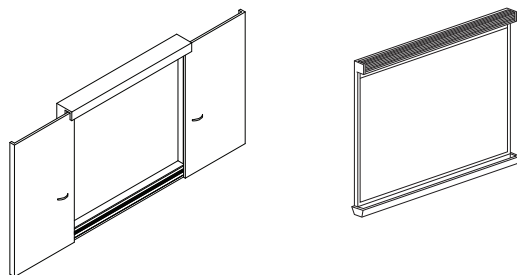
### MEDIA PIERS - DOUBLE

- Double media piers are 36" wide with wood doors
- Come standard with touch latch doors
- Grommet cut-outs are on every shelf in media piers and at the back of each shelf
- Grommet cut-outs are on the top of the back and lower back for plug and wire access



### VISUAL BOARDS & WHITE BOARD

- Includes white board and four dry erase markers.
- Doors slide straight out to the side
- Wall mountable that includes a roll-out presentation screen.



### EDGE PROFILES - CONFERENCE ROOM CASEGOODS

V2 Conference Room Casework worksurfaces feature the Fino profile at 1 1/8" thickness.



### DRAWER PULL

Four drawer pull styles are available on V2 Conference Room Casework Visual Boards, Plasma Screen Cabinet, Media Hutch with doors, Media Buffet and Media Pedestals: Como, Mira, Sono and Massa. The four drawer pull styles are only available in a satin metallic finish. Please note pull selection on Purchase Order. Orders will not be entered until a pull is specified.

SONO

MIRA

COMO

MASSA



## V2 MODULAR | POWER OPTIONS



### POWERPORT

The V2 Modular PowerPort made from aluminum and featuring a hinged lid, provides a functional and attractive solution for connectivity. The PowerPort comes standard 2 accessible power outlets & 1 side utility outlet powered by a 10' plug-in cord; 2 RJ45 (category 5/6) each with hard wired 10' data cords; 2 velcro wire managers and metal PowerPort shroud.

The PowerPort is a UL/CSA-approved power/data power bar, (Port) which includes three 115-volt electrical convenience outlets, and two RJ45 communication ports - all easily accessed just under the worksurface. The PowerPort is Category 5/6 compatible.

The PowerPort can be specified without the power bar (Port), to serve as a grommet for wire management, or to enable future power-up of the tables. It is 7.5" wide by 4" long, and features an aluminum hinged lid that is designed to be in the closed position when cables pass through to the plug-in. The PowerPort can accommodate multiple cables at once, as well as transformer plugs, through the worksurface.

Power cord is 10 ft. long, data cable is 14 ft. long.

PowerPorts can be specified in 3 different locations (left, right or center) depending on the size of the meeting table surface. On surfaces that are smaller than 60", PowerPorts are available only in the center position.

See Page xx for options and location codes for selecting the PowerPort location for each table top.



### SURFACE MODULE

The V2 Surface Module is a lower cost alternative to the PowerPort. It is compact and convenient and positions the plug-in on the worksurface itself, instead of underneath it.

A Surface Module comes with two power receptacles above the work surface and one power receptacle below the work surface, which allows you to connect power to additional tables or configurations. In addition the Surface Module also comes with one USB Port - one USB printer port, one RJ11 and one RJ45. Each receptacle has a 12 Amp, 120 Volt, 60Hz capacity and comes standard with a 10' heavy duty power cord with a right angle plug.

The Surface Module has an angled face, that's easy to see and operate. The RJ45 Port allows connection to High Speed DSL or Internet and provides access to cable modem, network or internet router. In addition, a power plug exists for cell phone and laptop. There are two USB Ports - one for input and one for output to accommodate almost any electrical needs. The surface module is available in a black finish only.

Surface Modules can be specified in 3 different locations (Left, Right or Center) depending on the size of the meeting table surface. On surfaces that are smaller than 60", Surface Modules are available only in the center position.

See Page 90 for options and location codes for selecting the Surface Module location for each table top.



### ROUND GROMMET

A round grommet with an open and shut mousehole serves to provide cable passage for areas not requiring a large opening.

Round grommet Silver Metallic, 60 mm dia. (2 3/8" approx.)

Round grommets do not provide electrical service.

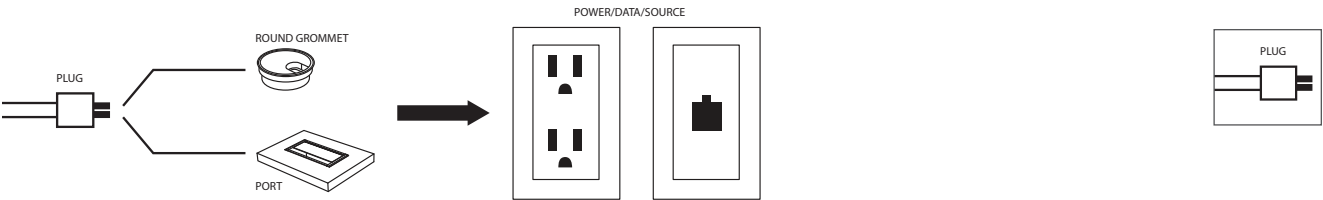
Grommets can be specified in 3 different locations (left, right or center) depending on the size of the meeting table surface. On surfaces that are smaller than 60", grommets are available only in the center position.

One round grommet per table is provided at no charge, additional round grommets are available for an upcharge of **\$145 list** per grommet.

See Page 90 for options and location codes for selecting the Grommet location for each table top.

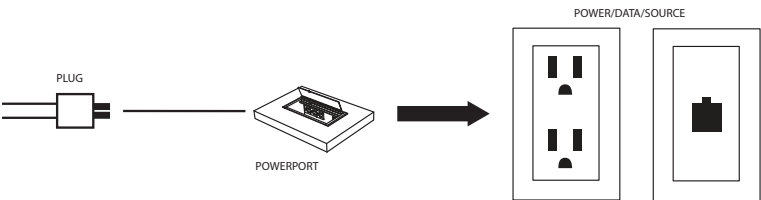
V2 MODULAR | POWER OPTIONS

SCENARIO 1




This symbol refers to: Electrical, Fax, Modem, Telephone, and Network Data

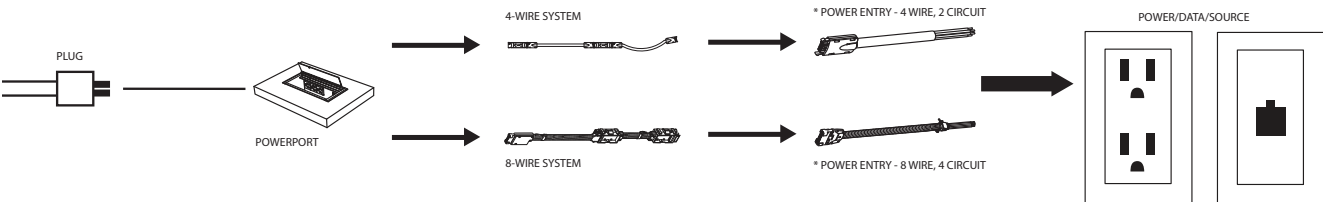
SCENARIO 2



SCENARIO 3



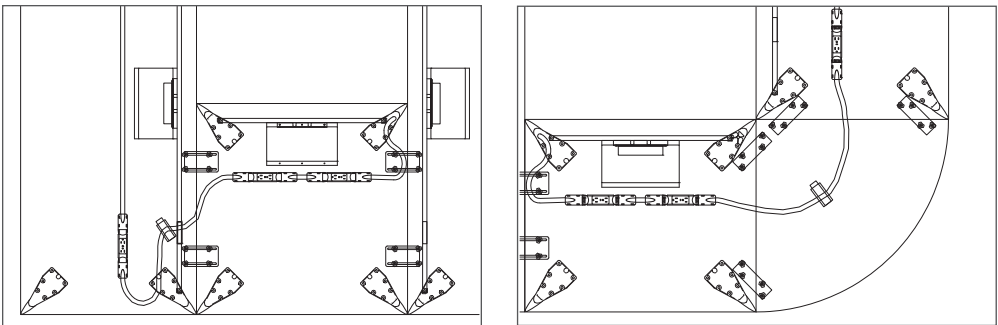
SCENARIO 4



\*Power Entry (4 wire, 2 circuit and 8 wire, 4 circuit) are hard wired to power source in the wall or floor.

WIRING SOLUTIONS AND TABLE CONFIGURATIONS

Below are 2 configurations which demonstrate the 4-Wire System, where the 42" Jumper is required on the underside of the table. Same layout applies to the 8-Wire System.

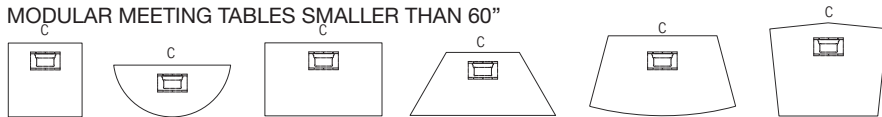


## V2 MODULAR | POWER OPTIONS

Non-standard locations can be specified, although there are restrictions due to leg positions, and modesty panel positions. An upcharge of **\$145 list** per non-standard grommet is applicable, contact Customer Service for assistance. Modular Table Tops smaller than 60" have the power access available only in the 'C' position. Table tops greater than 60" can have the power access specified in as many as three locations (AR, AL and C). The only exception to this rule is the 36" visio tables which can be specified with three power access positions, AR- right corner, AL- left corner, and C- center.

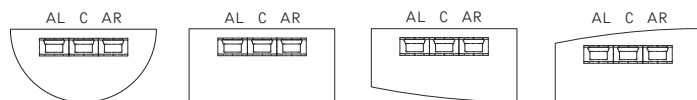
**POWERPORT/PORT POSITIONS** -Modesty Panels are shown on the same side as the PowerPort/Ports.

### MODULAR MEETING TABLES SMALLER THAN 60"

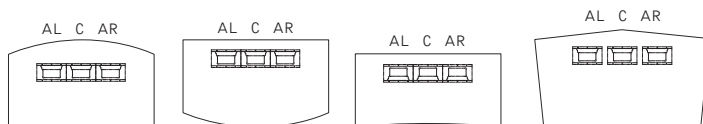


**Square    Half Round    Rectangular    Trapezoid    Curved Trapezoid    24" & 30" Visio**

### MODULAR MEETING TABLES 60" OR LARGER



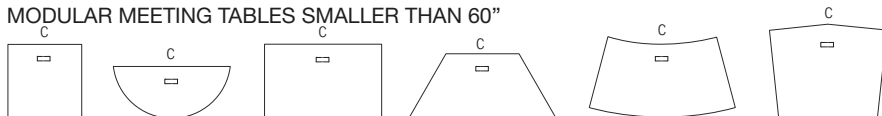
**Half Round    Rectangular    Swept    Curve**



**Arc    Wave    Wave Inverted    36" Visio**

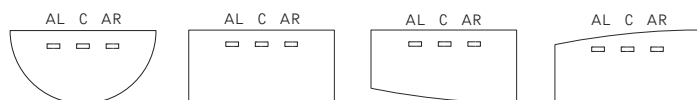
**SURFACE MODULE/GROMMET POSITIONS** - Modesty Panels are shown on the same side as the Surface Modules.

### MODULAR MEETING TABLES SMALLER THAN 60"

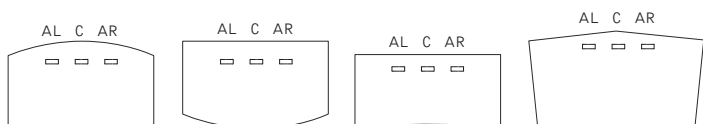


**Square    Half Round    Rectangular    Trapezoid    Curved Trapezoid    24" & 30" Visio**

### MODULAR MEETING TABLES 60" OR LARGER



**Half Round    Rectangular    Swept    Curve**




**Arc    Wave    Wave Inverted    36" Visio**

Modesty Panels are shown on the same side as the Round Grommets. One round grommet per table is provided at no charge, additional round grommets are available for an upcharge of **\$145 list** per grommet in standard positions.



## V2 MODULAR | POWER OPTIONS



### 4-WIRE SYSTEM

The 4-Wire System is a economical power distribution solution that is easy to specify, install, and re-configure.

#### Features:

- 4-wires, 2 circuits, 20 Amps each
- 13 - duplex receptacles per circuit, 26 - 15 Amp duplex receptacles per power infeed maximum
- Easy to specify
- Easy to install and reconfigure
- Requires less space
- UL Listed as a Manufactured Wiring System
- More economical than 8-wire system
- RoHS Compliancy available upon request; Cradle to Cradle

61EC4-30 - 4 wire, 2 circuit system, 30" table

61EC4-36 - 4 wire, 2 circuit system, 36" table

61EC4-42 - 4 wire, 2 circuit system, 42" table

61EC4-48 - 4 wire, 2 circuit system, 48" table

61EC4-54 - 4 wire, 2 circuit system, 54" table

61EC4-60 - 4 wire, 2 circuit system, 60" table

61EC4-66 - 4 wire, 2 circuit system, 66" table

61EC4-72 - 4 wire, 2 circuit system, 72" table

### 8-WIRE SYSTEM

The 8-Wire System offers a high quality, cost effective answer to your power distribution needs. The modular system is adaptable to all architectural elements. The modularity of the System makes it simple to specify, order and install.

#### Features:

- UL recognized & listed
- Approved for use in New York City
- RoHS compliancy available upon request; cradle to cradle
- 20 Amp system available in 4 circuit configurations
- Allows for up to 52 duplex receptacles or desktop accessories using Interconnect.

Can be used independently with grommet or PORT0.

61EC8-30 - 8 wire, 4 circuit system, 30" table

61EC8-36 - 8 wire, 4 circuit system, 36" table

61EC8-42 - 8 wire, 4 circuit system, 42" table

61EC8-48 - 8 wire, 4 circuit system, 48" table

61EC8-54 - 8 wire, 4 circuit system, 54" table

61EC8-60 - 8 wire, 4 circuit system, 60" table

61EC8-66 - 8 wire, 4 circuit system, 66" table

61EC8-72 - 8 wire, 4 circuit system, 72" table

All Krug's power access options can be used with or without the 4-Wire or 8-Wire System. These components can be ordered together, or at a later date as your power requirements change.

### 4-WIRE AND 8-WIRE - 42" JUMPERS

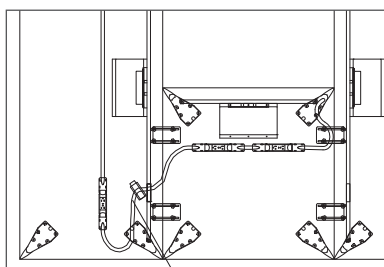
These longer jumper cables are required when connecting one table from the back to the end of another table using either the 4-Wire or 8-Wire System. These jumper cables allow you to daisychain each wired table to the next.



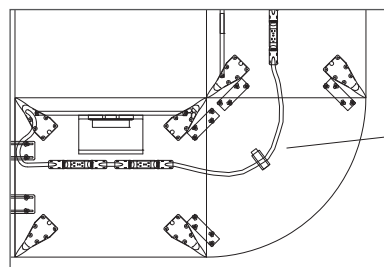
4-Wire  
Power Entry



8-Wire  
Power Entry



42" Jumper

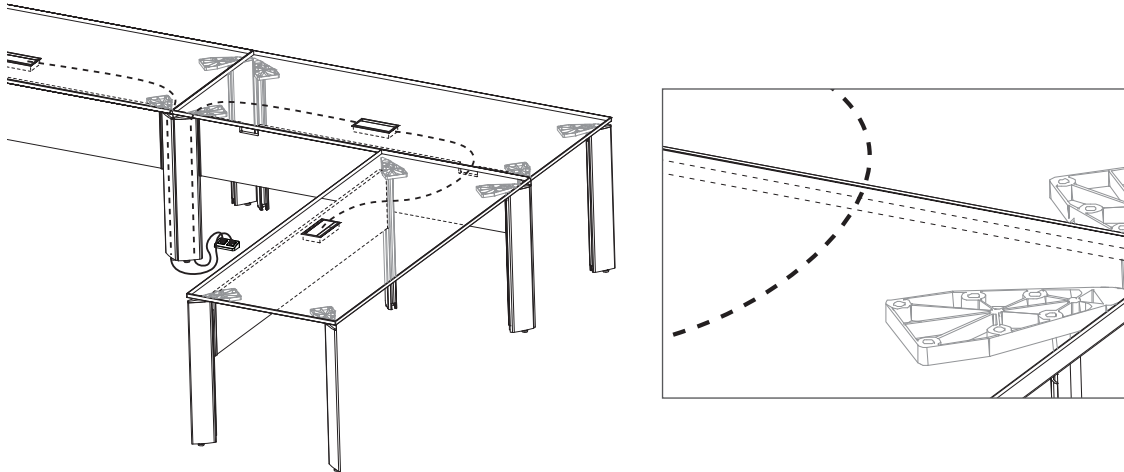


42" Jumper

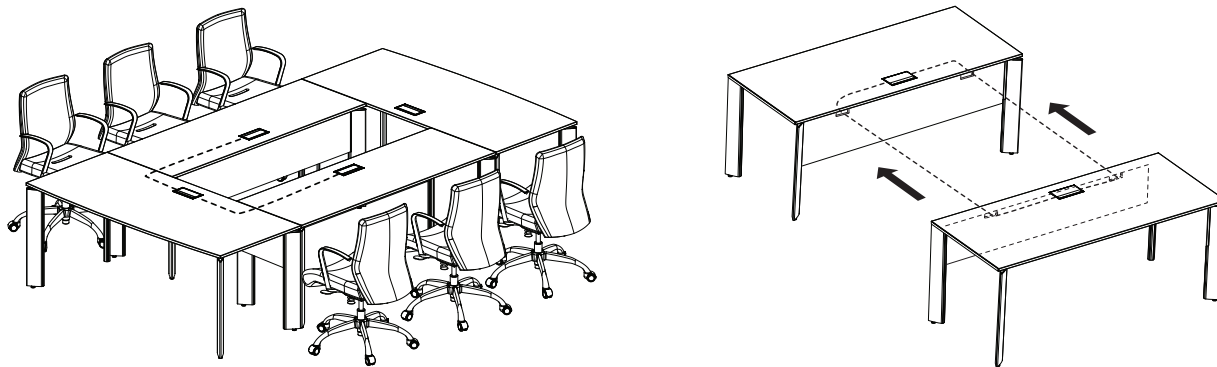
## V2 MODULAR | POWER OPTIONS

Modesty panels are available with or without grommets.

Grommets on modesty panels are required for electrified tables that are positioned such that modesty panels are overlapping, so that cabling can pass through the overlapping modesty panels. Wiring either at 90° corners (when corner connector tables aren't used) or tables that are face-to-face adjoining require modesty panels to be ordered with grommets. Below is an example showing wiring passing through one table to another via a modesty panel with grommets.



Typical layouts when modesty panels with grommets are required below.



Typical layout when modesty panels without grommets can be used below.

### WIRE MANAGEMENT

Wires are channeled through the leg and concealed with a snap-on cover which allows cord access to the top and bottom when required.


There is 2.2 in<sup>2</sup> of wire management capacity in the interior of the leg. Available with glides or casters.



## V2 MODULAR | MODULAR CONFIGURATIONS

This is a sampling of some of the possible configurations in the V2 Modular Meeting Line

WAVE WITH  
RECTANGULAR  
TABLES



Model Number Qty.  
61THW-7236 2  
61THRT-7236 2

WAVE WITH  
RECTANGULAR  
TABLES



Model Number Qty.  
61THW-7236 2  
61THRT-7224 2

WAVE WITH  
RECTANGULAR TABLES



Model Number Qty.  
61THRT-7236 4  
61THW-7236 2

WAVE WITH WAVE  
INVERTED TABLES



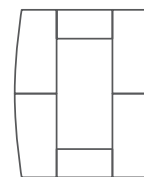
Model Number Qty.  
61THW-7236 2  
61THWI-7236 2

WAVE WITH  
SWEPT TABLES



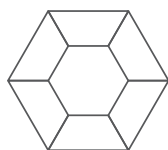
Model Number Qty.  
61THW-6030 1  
61THS-7236R 1  
61THS-7236L 1

SWEPT WITH  
RECTANGULAR  
TABLES



Model Number Qty.  
61THS-7236R 2  
61THS-7236L 2  
61THRT-4824 2

TRAPEZOID TABLES



Model Number Qty.  
61THTZ-72-3636 6

TRAPEZOID TABLES



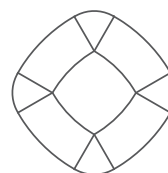
Model Number Qty.  
61THTZ60-3030 2

60° CORNER CONNECTOR TOP  
WITH TRAPEZOID TABLES



Model Number Qty.  
61TC-3030-60 2  
61THTZ60-3030 4

60° CORNER CONNECTOR  
TABLES WITH CURVED  
TRAPEZOID TABLES



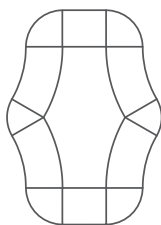
Model Number Qty.  
61TC-3030-60 4  
61TH30CT-30 4

90° CORNER CONNECTOR  
TABLES WITH CURVED  
TRAPEZOID TABLES



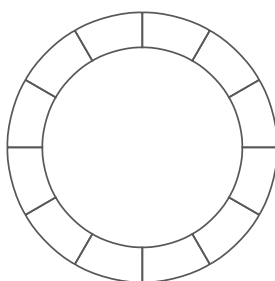
Model Number Qty.  
61TC3030-90 2  
61TH30CT-3060 6

90° AND 60° CORNER CONNECTOR  
TOPS WITH SQUARE AND CURVED  
TRAPEZOID TABLES



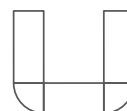
Model Number Qty.  
61TC-3030-60 2  
61TH30CT-3060 4  
61THSQ-3030 2  
61TC-3030-90 4

CURVED TRAPEZOID



Model Number Qty.  
61TH30CT-3060 12

90° CORNER CONNECTOR  
TABLES WITH  
RECTANGULAR TABLES



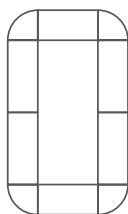
Model Number Qty.  
61THRT-6030 1  
61THRT-7230 2  
61TC-3030-90 2

90° CORNER CONNECTOR  
TABLES WITH  
RECTANGULAR TABLES



Model Number Qty.  
61TC-3636-90 1  
61THRT-7236 2

90° CORNER CONNECTOR  
TABLES WITH  
RECTANGULAR TABLES



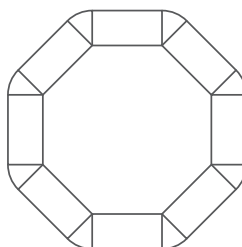
Model Number Qty.  
61THRT-7236 4  
61TC-3636-90 4

VISIO END WITH  
RECTANGULAR TABLES



Model Number Qty.  
61THV-24 1  
61THRT-7224 4

45° CORNER CONNECTOR TOP  
WITH RECTANGULAR TABLES



Model Number Qty.  
61TC-2424-45 8  
61THRT-4824 8

HALF ROUND WITH  
RECTANGULAR TABLES








Model Number Qty.  
61THDH-6030 2  
61THRT-6030 2

HALF ROUND  
TABLES



Model Number Qty.  
61THDH-6030 2

## V2 MODULAR | SEATING CAPACITIES









Description	Top Size		Approx. Seating for long side Without modesty panel	Approx. Seating for End	Approx. Seating for Total Stand Alone
	Length	Width			
Square 	30	30	1	1	4
	36	36	1	1	4
	42	42	1	1	4
	48	48	1	1	4
Round 	36 DIA	N/A	1	1	4
	42 DIA	N/A	1	1	4
	48 DIA	N/A	1	1	4
	54 DIA	N/A	1	1	4
Half Round 	48	24	2	1	3
	60	30	2	2	4
Rectangular 	48	24	1	0	2
	54	24	1	0	2
	60	24	2	0	4
	66	24	2	0	4
	72	24	2	0	4
	48	30	1	1	4
	54	30	1	1	4
	60	30	2	1	6
	66	30	2	1	6
	72	30	2	1	6
	54	36	1	1	4
	60	36	2	1	6
	66	36	2	1	6
	72	36	2	1	6
Arc 	60	30-36	2	1	6
	72	30-36	2	1	6
	60	36-42	2	1	6
	72	36-42	2	1	6

### ORDERING NOTES

If a modesty panel is used, there is no seating capacity on that side of the table. To establish seating capacities, an outside chair dimension of 24" has been used, plus an allowance of 5" between chairs, for a total of 29". This is an approximation and based on seating with 5 prong bases. When using chairs with different specifications be sure to adjust the approximate seating capacity accordingly. Since not all manufacturers use this same seating formula, when a seating capacity is in question, please contact Krug Customer Service to review the specific seating that is being used with Krug V2 Modular product.



## V2 MODULAR | SEATING CAPACITIES

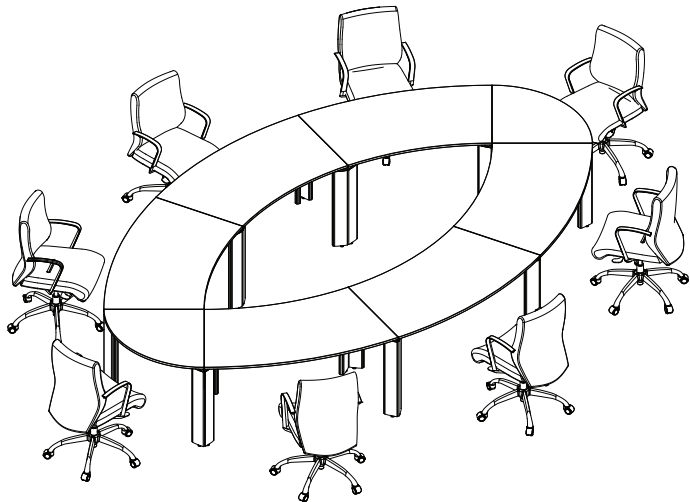
Description		Top Size		Approx. Seating for long side Without modesty panel	Approx. Seating for End	Approx. Seating for Total Stand Alone	
		Length	Width				
Swept		60	36-30	2	1	6	
		72	36-30	2	1	6	
Curve							
							
Wave		60	30-31.5	2	1	6	
		72	30-31.5	2	1	6	
Wave Inverted		60	30-28.5	2	1	6	
		72	30-28.5	2	1	6	
Trapezoid		48	24	1	1	4	
		60	24	1	1	4	
		48	30	1	1	4	
		60	30	1	1	4	
		72	36	1	1	4	
Curved Trapezoid		60	30	2	1	5	
							
Visio End		24	N/A	1	1	5	
		30	N/A	1	1	5	
		36	N/A	2	1	6	
Corner		45°	24	24	1	0	N/A
Connecting Top			30	30	1	0	N/A
			36	36	1	0	N/A
		60°	24	24	1	0	N/A
			30	30	1	0	N/A
			36	36	1	0	N/A
(with or without legs)		90°	24	24	1	0	N/A
			30	30	1	0	N/A
			36	36	1	0	N/A

### ORDERING NOTES


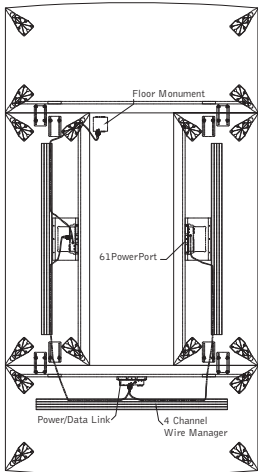
If a modesty panel is used, there is no seating capacity on that side of the table. To establish seating capacities, an outside chair dimension of 24" has been used, plus an allowance of 5" between chairs, for a total of 29". This is an approximation and based on seating with 5 prong bases. When using chairs with different specifications be sure to adjust the approximate seating capacity accordingly. Since not all manufacturers use this same seating formula, when a seating capacity is in question, please contact Krug Customer Service to review the specific seating that is being used with Krug V2 Modular product.

V2 MODULAR | SAMPLE CONFIGURATIONS

Model	QTY	Laminate with PVC Edge	Laminate with Wood Edge	Rift Oak, Cherry, Maple, Walnut	Anigre
61TC-3030-90-Q2	2	1113	1222	1222	1408
61TH30CT-3060	6	1927	2116	2116	2434
TABLE CONFIGURATION TOTAL		13788	15140	15140	17420



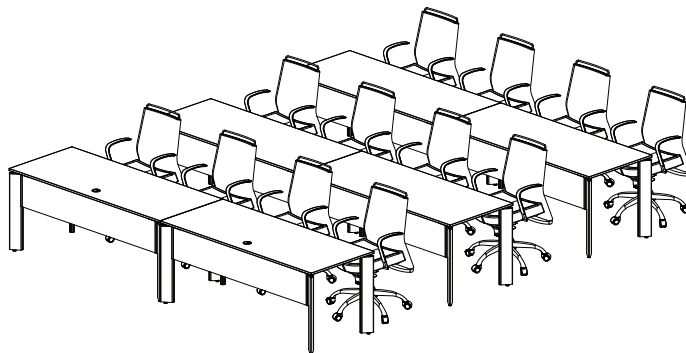
Model	QTY	Laminate w/ PVC Edge	Laminate w/ Wood Edge	Rift Oak, Cherry, Maple, Walnut	Anigre
61THW-7236-X21	(2)	2394	2712	2712	3054
PowerData/Link in Position "C"	1	332	332	332	332
61THRT-7224-X21	(2)	2109	2396	2396	2688
PowerPort in a "C" position	(2)	907	67	907	907
TABLE TOTAL LIST		11152	10682	12362	13630
62CMBU-752435-13	1	N/A	N/A	7435	8511
62CMHTO-751541	1	N/A	N/A	4494	5167
62CMP-362035-11	(2)	N/A	N/A	3608	8295
62CMPR-361541G	(2)	N/A	N/A	3890	6105
TABLE CONFIGURATION TOTAL				26925	42478



## V2 MODULAR | SAMPLE CONFIGURATIONS

Model	QTY	Laminate w/ PVC Edge	Laminate w/ Wood Edge	Rift Oak, Cherry, Maple, Walnut	Anigre
61THRT-7224-X29	6	2005	2291	2291	2584
Grommet in "C" Position	*	0	0	0	0
<b>TABLE CONFIGURATION TOTAL</b>		<b>12030</b>	<b>13746</b>	<b>13746</b>	<b>15504</b>

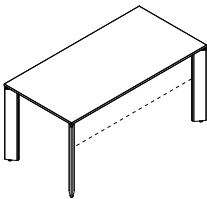
\* One Grommet position comes standard at no charge per table.



Model	QTY	Laminate with PVC Edge	Laminate with Wood Edge	Rift Oak, Cherry, Maple, Walnut	Anigre
61THS-7236R	2	1958	2274	2274	2615
61THS-7236L	2	1958	2274	2274	2615
<b>TABLE CONFIGURATION TOTAL</b>		<b>7832</b>	<b>9096</b>	<b>9096</b>	<b>10460</b>

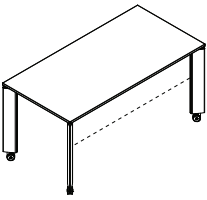


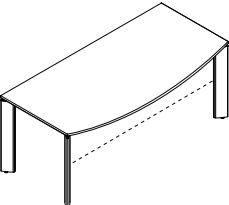
## V2 MODULAR | RECTANGULAR & ARC TABLES

Description	Model	Laminate W/ PVC Edge	Laminate W/ Wood Edge	Rift Oak, Cherry, Walnut, Maple	Anigre	W	D	H	KW	Shipping Weight	Cubic Feet
 Rectangular Table with Glides	61THRT-4824	1399	1535	1535	1766	47.75	23.75	29.25	40.5	60	7.5
	61THRT-5424	1484	1739	1739	2000	53.75	23.75	29.25	46.5	64	8
	61THRT-6024	1531	1794	1794	2063	59.75	23.75	29.25	52.25	68	9
	61THRT-6624	1621	1849	1849	2126	65.75	23.75	29.25	58.5	72	9.5
	61THRT-7224	1672	1959	1959	2250	71.75	23.75	29.25	64.25	88	10
	61THRT-4830	1442	1583	1583	1820	47.75	29.75	29.25	40.5	68	8.5
	61THRT-5430	1509	1838	1838	2114	53.75	29.75	29.25	46.5	73	9.5
	61THRT-6030	1576	1891	1891	2173	59.75	29.75	29.25	52.25	78	10
	61THRT-6630	1669	1932	1932	2219	65.75	29.75	29.25	58.5	88	11
	61THRT-7230	1722	2018	2018	2320	71.75	29.75	29.25	64.25	93	11.5
	61THRT-6036	1746	2091	2091	2406	59.75	35.75	29.25	52.25	99	12.5
	61THRT-7236	1822	2188	2188	2514	71.75	35.75	29.25	64.25	105	13

### ORDERING NOTES

Rectangular tables are available with a modesty panel that runs with the grain on one side only. Please see page 109 for options and upcharges.

 Rectangular Table with Casters	61THRT-4824-M	1496	1632	1632	1875	47.75	23.75	29.25	40.5	60	7.5
	61THRT-5424-M	1582	1836	1836	2112	53.75	23.75	29.25	46.5	64	8
	61THRT-6024-M	1627	1891	1891	2173	59.75	23.75	29.25	52.25	68	9
	61THRT-6624-M	1718	1943	1943	2236	65.75	23.75	29.25	58.5	72	9.5
	61THRT-7224-M	1768	2056	2056	2363	71.75	23.75	29.25	64.25	88	10
	61THRT-4830-M	1540	1936	1936	2226	47.75	29.75	29.25	40.5	68	8.5
	61THRT-5430-M	1605	1987	1987	2283	53.75	29.75	29.25	46.5	73	9.5
	61THRT-6030-M	1672	2007	2007	2307	59.75	29.75	29.25	52.25	78	10
	61THRT-6630-M	1766	2029	2029	2332	65.75	29.75	29.25	58.5	88	11
	61THRT-7230-M	1819	2114	2114	2433	71.75	29.75	29.25	64.25	93	11.5
	61THRT-6036-M	1840	2189	2189	2515	59.75	35.75	29.25	52.25	99	12.5
	61THRT-7236-M	1920	2282	2282	2625	71.75	35.75	29.25	64.25	105	13

 Arc Table with Glides	61THA-4824	1509	1660	1660	1907	47.75	29.75	29.25	40.5	63	8.5
	61THA-5424	1710	1878	1878	2161	53.75	29.75	29.25	46.5	68	9.5
	61THA-6024	1765	1937	1937	2229	59.75	29.75	29.25	52.25	73	10
	61THA-6624	1818	1995	1995	2296	65.75	29.75	29.25	58.5	83	11
	61THA-7224	1924	2114	2114	2433	71.75	29.75	29.25	64.25	88	11.5
	61THA-4830	1556	1707	1707	1964	47.75	35.75	29.25	40.5	71	10
	61THA-5430	1807	1987	1987	2282	53.75	35.75	29.25	46.5	77	10.5
	61THA-6030	1857	2041	2041	2347	59.75	35.75	29.25	52.25	83	11.5
	61THA-6630	1897	2087	2087	2398	65.75	35.75	29.25	58.5	94	12.5
	61THA-7230	1985	2178	2178	2507	71.75	35.75	29.25	64.25	100	13

### DIMENSION KEY

W - width  
D - depth  
H - height of worksurface  
KW - kneehole width  
Dimensions are in inches and are plus or minus 1/8".  
Contact Customer Service if dimensions are critical.

See page 346 for Krug Express program.

### STANDARD FINISHES

For a complete list of standard wood finishes please see page 347.

### MODESTY PANELS

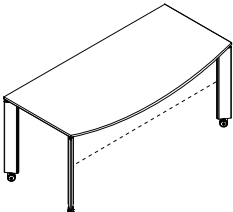
Please see page 109 for options and upcharges.

### VENEER TOPS

Please note when ordering wood veneer tables, these tables can only be ordered with a wood edge.



## V2 MODULAR | ARC & WAVE TABLES

Description	Model	Laminate W/ PVC Edge	Laminate W/ Wood Edge	Rift Oak, Cherry, Walnut, Maple	Anigre	W	D	H	KW	Shipping Weight	Cubic Feet
	61THA-4824-M	1597	1754	1754	2017	47.75	29.75	29.25	40.5	63	8.5
	61THA-5424-M	1796	1974	1974	2272	53.75	29.75	29.25	46.5	68	9.5
	61THA-6024-M	1852	2033	2033	2340	59.75	29.75	29.25	52.25	73	10
	61THA-6624-M	1904	2091	2091	2407	65.75	29.75	29.25	58.5	83	11
	61THA-7224-M	2012	2211	2211	2542	71.75	29.75	29.25	64.25	88	11.5
	61THA-4830-M	1642	1804	1804	2074	47.75	35.75	29.25	40.5	71	10
	61THA-5430-M	1895	2084	2084	2396	53.75	35.75	29.25	46.5	77	10.5
	61THA-6030-M	1945	2136	2136	2458	59.75	35.75	29.25	52.25	83	11.5
	61THA-6630-M	1986	2184	2184	2510	65.75	35.75	29.25	58.5	94	12.5
	61THA-7230-M	2071	2277	2277	2617	71.75	35.75	29.25	64.25	100	13

### ORDERING NOTES

Arc tables are available with a modesty panel that runs with the grain on the bow side.

Please see page 26 for options and upcharges. The modesty panel is on the curved section of the bow top and is constructed to have seating on the straight section.

	61THW-6030	1871	2175	2175	2503	59.75	31.25	29.25	52.25	85	11
	61THW-7230	1958	2274	2274	2615	71.75	31.25	29.25	64.25	96	12

### ORDERING NOTES

Wave tables are available with a modesty panel on the long straight side only.

Please see page 26 for options and upcharges.

	61THW-6030-M	1956	2273	2273	2613	59.75	31.25	29.25	52.25	85	11
	61THW-7230-M	2039	2370	2370	2725	71.75	31.25	29.25	64.25	96	12

### ORDERING NOTES

Wave tables are available with a modesty panel on the long straight side only.

Please see page 26 for options and upcharges.

### DIMENSION KEY

W - width  
D - depth  
H - height of worksurface  
KW - kneehole width

Dimensions are in inches and are plus or minus 1/8".  
Contact Customer Service if dimensions are critical.

See page 346 for Krug Express program.

### STANDARD FINISHES

For a complete list of standard wood finishes please see page 347.

### MODESTY PANELS

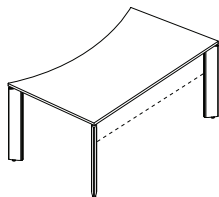
Please see page 109 for options and upcharges.

### VENEER TOPS

Please note when ordering wood veneer tables, these tables can only be ordered with a wood edge.

## V2 MODULAR | WAVE & CURVE TABLES

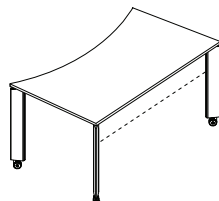
Description	Model	Laminate W/ PVC Edge	Laminate W/ Wood Edge	Rift Oak, Cherry, Walnut, Maple	Anigre	W	D	H	KW	Shipping Weight	Cubic Feet
Wave Inverted	61THWI-6036	1871	2175	2175	2503	59.75	29.75/28.5	29.25	52.25	78	10.5
Table with Glides	61THWI-7236	1958	2274	2274	2615	71.75	29.75/28.5	29.25	64.25	93	11.5



### ORDERING NOTES

Wave Inverted tables are available with a modesty panel on the long straight side only.

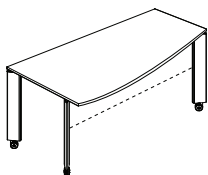
Wave Inverted Table	61THW1-6036-M	1956	2273	2273	2613	59.75	29.75/28.5	29.25	52.25	78	10.5
with Casters	61THW1-7236-M	2039	2370	2370	2725	71.75	29.75/28.5	29.25	64.25	93	11.5



### ORDERING NOTES

Wave Inverted tables are available with a modesty panel on the long straight side only.

Curve Table with Glides	61THC-6036R	1897	2087	2087	2398	59.75	35.75/29.75	29.25	52.25	75	12.5
	61THC-6036L	1897	2087	2087	2398	59.75	35.75/29.75	29.25	52.25	75	12.5
	61THC-7236R	1985	2178	2178	2507	71.75	35.75/29.75	29.25	64.25	90	13
	61THC-7236L	1985	2178	2178	2507	71.75	35.75/29.75	29.25	64.25	90	13



### ORDERING NOTES

Curve tables are available with a modesty panel on the curved side only.

#### DIMENSION KEY

W - width  
D - depth  
H - height of worksurface  
KW - kneehole width

Dimensions are in inches and are plus or minus 1/8".  
Contact Customer Service if dimensions are critical.

See page 346 for Krug Express program.

#### STANDARD FINISHES

For a complete list of standard wood finishes please see page 347.

#### MODESTY PANELS

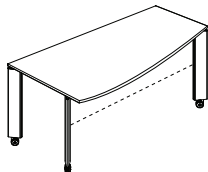
Please see page 109 for options and upcharges.

#### VENEER TOPS

Please note when ordering wood veneer tables, these tables can only be ordered with a wood edge.

## V2 MODULAR | CURVE & SWEEP TABLES

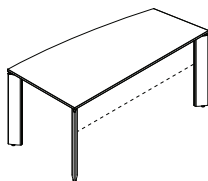
Description	Model	Laminate W/ PVC Edge	Laminate W/ Wood Edge	Rift Oak, Cherry, Walnut, Maple	Anigre	W	D	H	KW	Shipping Weight	Cubic Feet
Curve Table with Casters	61THC-6036R-M	1986	2184	2184	2510	59.75	35.75/29.75	29.25	52.25	75	12.5
	61THC-6036L-M	1986	2184	2184	2510	59.75	35.75/29.75	29.25	52.25	75	12.5
	61THC-7236R-M	2071	2277	2277	2617	71.75	35.75/29.75	29.25	64.25	90	13
	61THC-7236L-M	2071	2277	2277	2617	71.75	35.75/29.75	29.25	64.25	90	13



### ORDERING NOTES

Curve tables are available with a modesty panel on the curved side only.

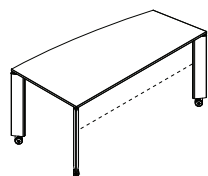
Swept Table with Glides	61THS-6036R	1871	2175	2175	2503	59.75	35.75/29.75	29.25	52.25	75	12.5
	61THS-6036L	1871	2175	2175	2503	59.75	35.75/29.75	29.25	52.25	75	12.5
	61THS-7236R	1958	2274	2274	2615	71.75	35.75/29.75	29.25	64.25	90	13
	61THS-7236L	1958	2274	2274	2615	71.75	35.75/29.75	29.25	64.25	90	13



### ORDERING NOTES

Swept tables are available with a modesty panel on the long straight side only.

Swept Table with Casters	61THS-6036R-M	1956	2273	2273	2613	59.75	35.75/29.75	29.25	52.25	75	12.5
	61THS-6036L-M	1956	2273	2273	2613	59.75	35.75/29.75	29.25	52.25	75	12.5
	61THS-7236R-M	2039	2370	2370	2725	71.75	35.75/29.75	29.25	64.25	90	13
	61THS-7236L-M	2039	2370	2370	2725	71.75	35.75/29.75	29.25	64.25	90	13



### ORDERING NOTES

Swept tables are available with a modesty panel on the long straight side only.

### DIMENSION KEY

W – WIDTH  
D – depth  
H – height of worksurface  
KW – kneehole width

Dimensions are in inches and approximate.  
Contact Customer Service if dimensions are critical.

See page 346 for Krug Express program.

### STANDARD FINISHES

For a complete list of standard wood finishes please see page 347.

### MODESTY PANELS

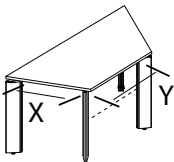
Please see page 109 for options and upcharges.

### VENEER TOPS

Please note when ordering wood veneer tables, these tables can only be ordered with a wood edge.

## V2 MODULAR | TRAPEZOID & CURVED TRAPEZOID TABLES

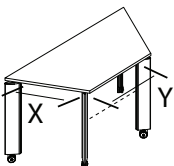
Description	Model	Laminate W/ PVC Edge	Laminate W/ Wood Edge	Rift Oak, Cherry, Walnut, Maple		Anigre	W	D	H	Shipping		Cubic Feet	Y	X
										KW	Weight			
Trapezoid Table with Glides	61THTZ48-2424	1677	1842	1842	2116	47.75	20.75	29.25	40.25	53	7.5	23.75	23.75	
	61THTZ60-2424	1960	2150	2150	2478	59.75	20.75	29.25	52	61	9	35.75	23.75	
	61THTZ48-3030	1729	1897	1897	2184	47.75	25.75	29.25	40.25	61	8.5	18	29.75	
	61THTZ60-3030	2063	2269	2269	2610	59.75	25.75	29.25	52	71	10	29.75	29.75	
	61THTZ72-3636	2386	2623	2623	3016	71.75	30.75	29.25	64	86	13	35.75	35.75	



### ORDERING NOTES

Trapezoid tables are available with a modesty panel on the short side only. Please note that on the trapezoid table the knife edge profile is not present on the angled sides of the table.

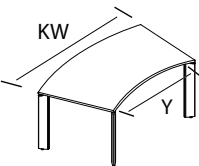
Trapezoid Table with Casters	61THTZ48-2424-M	1773	1938	1938	2230	47.75	20.75	29.25	40.25	53	7.5	23.75	23.75	
	61THTZ60-2424-M	2058	2248	2248	2586	59.75	20.75	29.25	52	61	9	35.75	23.75	
	61THTZ48-3030-M	1823	1993	1993	2294	47.75	25.75	29.25	40.25	61	8.5	18	29.75	
	61THTZ60-3030-M	2160	2365	2365	2719	59.75	25.75	29.25	52	71	10	29.75	29.75	
	61THTZ72-3636-M	2485	2719	2719	3129	71.75	30.75	29.25	64	86	13	35.75	35.75	



### ORDERING NOTES

Trapezoid tables are available with a modesty panel on the short side only. Please note that on the trapezoid table the knife edge profile is not present on the angled sides of the table.

Curved Trapezoid Table with Glides	61TH30CT-3060	1927	2116	2116	2434	32.75	59.5	29.25	51.25	83	8.5	38.5		
	61TH30CT-3066	1967	2163	2163	2486	33	65.75	29.25	57.25	89	10.5	44.5		
	61TH30CT-3072	2059	2261	2261	2599	38.75	71.75	29.25	57.25	99	11.75	41.5		
	61TH30CT-3666	2133	2343	2343	2694	33.5	65.75	29.25	63	95	11.25	50.5		
	61TH30CT-3672	2230	2448	2448	2817	39.25	71.75	29.25	63	106	12.5	47.5		



### ORDERING NOTES

Curved Trapezoid tables are not available with a modesty panel option.

### DIMENSION KEY

W - width  
D - depth  
H - height of worksurface  
KW - kneehole width

Dimensions are in inches and are plus or minus 1/8".  
Contact Customer Service if dimensions are critical.

See page 346 for Krug Express program.

### STANDARD FINISHES

For a complete list of standard wood finishes please see page 347.

### MODESTY PANELS

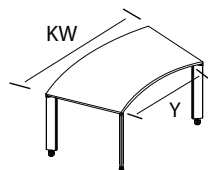
Please see page 109 for options and upcharges.

### VENEER TOPS

Please note when ordering wood veneer tables, these tables can only be ordered with a wood edge.

## V2 MODULAR | CURVED TRAPEZOID & VISIO TABLES

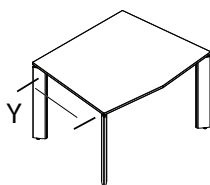
Description	Model	Laminate W/ PVC Edge	Laminate W/ Wood Edge	Rift Oak, Cherry, Walnut, Maple	Anigre	W	D	H	KW	Shipping Weight	Cubic Feet	Y
Curved Trapezoid Table with Casters	61TH30CT-3060-M	2023	2214	2214	2544	32.75	59.5	29.25	51.25	83	8.5	38.5
	61TH30CT-3066-M	2058	2260	2260	2598	33	65.75	29.25	57.25	89	10.5	44.5
	61TH30CT-3072-M	2145	2356	2356	2712	38.75	71.75	29.25	57.25	99	11.75	41.5
	61TH30CT-3666-M	2219	2440	2440	2806	33.5	65.75	29.25	63	95	11.25	50.5
	61TH30CT-3672-M	2317	2544	2544	2927	39.25	71.75	29.25	63	106	12.5	47.5



### ORDERING NOTES

Curved Trapezoid tables are not available with a modesty panel option.

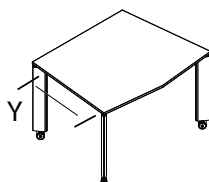
Visio End Table with Glides	61THV-473824	1631	1791	1791	2059	38	47.5	29.25	33.5	79	10.5	28.75
	61THV-593930	1908	2097	2097	2411	38.75	59.25	29.25	45.25	98	12	28.75
	61THV-713936	2189	2406	2406	2766	39.25	71.25	29.25	57	112	14	28.75



### ORDERING NOTES

Visio End tables are not available with a modesty panel.

Visio End Table with Casters	61THV-473824-M	1725	1886	1886	2170	38	47.5	29.25	33.5	79	10.5	28.75
	61THV-593930-M	2005	2193	2193	2520	38.75	59.25	29.25	45.25	98	12	28.75
	61THV-713936-M	2283	2503	2503	2878	39.25	71.25	29.25	57	112	14	28.75



### ORDERING NOTES

Visio End tables are not available with a modesty panel.

### DIMENSION KEY

W - width  
D - depth  
H - height of work surface  
KW - kneehole width

Dimensions are in inches and are plus or minus 1/8".  
Contact Customer Service if dimensions are critical.

See page 346 for Krug Express program.

### STANDARD FINISHES

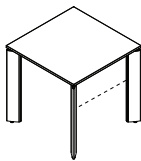
For a complete list of standard wood finishes please see page 347.

### VENEER TOPS

Please note when ordering wood veneer tables, these tables can only be ordered with a wood edge.

## V2 MODULAR | SQUARE & ROUND TABLES

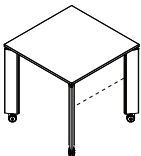
Description	Model	Rift Oak, Laminate W/ PVC Edge				W	D	H	KW	Shipping Weight	Cubic Feet
		Laminate W/ Wood Edge	Cherry, Walnut, Maple	Anigre							
Square Table with Glides	61THSQ-3030	1349	1481	1481	1701	29.75	29.75	29.25	22.5	53	6.5
	61THSQ-3636	1458	1588	1588	1824	35.75	35.75	29.25	28.5	64	8
	61THSQ-4242	1540	1704	1704	1960	41.75	41.75	29.25	34.5	77	10.5
	61THSQ-4848	1632	1817	1817	2088	47.75	47.75	29.25	40.5	92	12



### ORDERING NOTES

The Square tables are available with a modesty panel that runs with the grain on one side only.


Square Table with Casters	61THSQ-3030-M	1443	1576	1576	1812	29.75	29.75	29.25	22.5	53	6.5
	61THSQ-3636-M	1556	1685	1685	1937	35.75	35.75	29.25	28.5	64	8
	61THSQ-4242-M	1635	1798	1798	2069	41.75	41.75	29.25	34.5	77	10.5
	61THSQ-4848-M	1729	1911	1911	2198	47.75	47.75	29.25	40.5	92	12



### ORDERING NOTES

The Square tables are available with a modesty panel that runs with the grain on one side only.

Round Table with Glides	61THD-36	1642	1823	1823	2098	35.75	35.75	29.25	18.25	57	8
	61THD-42	1767	1968	1968	2265	41.75	41.75	29.25	22.5	68	10.5
	61THD-48	1869	2088	2088	2400	47.75	47.75	29.25	26.75	85	12
	61THD-54	1997	2122	2122	2440	53.75	53.75	29.25	30.75	97	14.5



### ORDERING NOTES

Round tables are not available with a modesty panel option.

### DIMENSION KEY

- W - width
- D - depth
- H - height of worksurface
- KW - kneehole width
- Y - dimensions as indicated on line drawing
- X - dimensions as indicated on line drawing

Dimensions are in inches and are plus or minus 1/8".  
Contact Customer Service if dimensions are critical.

See page 346 for Krug Express program.

### STANDARD FINISHES

For a complete list of standard wood finishes please see page 347.

### MODESTY PANELS

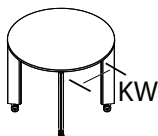
Please see page 109 for options and upcharges.

### VENEER TOPS

Please note when ordering wood veneer tables, these tables can only be ordered with a wood edge.

## V2 MODULAR | ROUND TABLES

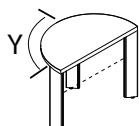
Description	Model	Laminate	Laminate	Rift Oak, Cherry, Walnut, Maple	Anigre	W	D	H	KW	Shipping Weight	Cubic Feet	Y
		W/ PVC Edge	W/ Wood Edge									
Round Table with Casters	61THD-36-M	1737	1921	1921	2208	35.75	35.75	29.25	18.25	57	8	-
	61THD-42-M	1863	2066	2066	2377	41.75	41.75	29.25	22.5	68	10.5	-
	61THD-48-M	1965	2185	2185	2512	47.75	47.75	29.25	26.75	85	12	-
	61THD-54-M	2092	2218	2218	2553	53.75	53.75	29.25	30.75	97	14.5	-



### ORDERING NOTES

Round tables are not available with a modesty panel option.

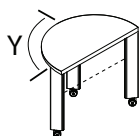
Half Round Table with Glides	61THDH-4824	1432	1566	1566	1802	47.75	23.75	29.25	40.75	50	8	25.75
	61THDH-6030	1608	1796	1796	2066	59.75	29.75	29.25	52.75	64	10	34



### ORDERING NOTES

Half Round meeting tables are available with modesty panel on the straight side only.

Half Round Table with Casters	61THDH-4824-M	1528	1663	1663	1912	47.75	23.75	29.25	40.75	50	8	25.75
	61THDH-6030-M	1704	1894	1894	2177	59.75	29.75	29.25	52.75	64	10	34



### ORDERING NOTES

Half Round meeting tables are available with modesty panel on the straight side only.

#### DIMENSION KEY

W – width  
D – depth  
H – height of worksurface  
KW – kneehole width  
Y – dimensions as indicated on line drawing

Dimensions are in inches and are plus or minus 1/8".  
Contact Customer Service if dimensions are critical.

See page 346 for Krug Express program.

#### STANDARD FINISHES

For a complete list of standard wood finishes please see page 347.

#### MODESTY PANELS

Please see page 109 for options and upcharges.

#### VENEER TOPS

Please note when ordering wood veneer tables, these tables can only be ordered with a wood edge.



## V2 MODULAR | CONNECTING TOPS

Description	Model	Laminate	Laminate	Rift Oak, Cherry, Walnut, Maple	Anigre	W	D	H	KW	Shipping Weight	Cubic Feet
		W/ PVC Edge	W/ Wood Edge								
45° Corner Connecting Top	61TC-2424-45	396	435	435	498	18.25	23.75	-	18.25	21	2.5
	61TC-3030-45	418	460	460	531	22.75	29.75	-	22.75	27	3.5
	61TC-3636-45	448	491	491	564	27.25	35.75	-	27.25	36	4.5



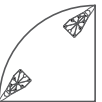
60° Corner Connecting Top	61TC-2424-60	448	491	491	564	23.75	23.75	-	23.75	27	3
	61TC-3030-60	474	520	520	600	29.75	29.75	-	29.75	36	4
	61TC-3636-60	507	559	559	641	35.75	35.75	-	35.75	44	5.5



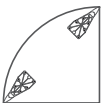
90° Corner Connecting Top	61TC-2424-90	529	578	578	666	33.75	23.75	-	33.75	36	2.5
	61TC-3030-90	559	614	614	705	42.75	29.75	-	42	44	5.5
	61TC-3636-90	598	657	657	754	50.5	35.75	-	50.5	61	8



90° Corner Connecting Top with 2 Legs (Glides)	61TC-2424-90-Q2	1075	1182	1182	1361	33.75	23.75	29.25	24.25	47	4.7
	61TC-3030-90-Q2	1113	1222	1222	1408	42.75	29.75	29.25	32.75	55	7.7
	61TC-3636-90-Q2	1153	1269	1269	1458	50.5	35.75	29.25	41.25	72	10.2



90° Corner Connecting Top with 2 Legs (Casters)	61TC-2424-90-Q2-M	1172	1279	1279	1470	33.75	23.75	29.25	24.25	47	4.7
	61TC-3030-90-Q2-M	1208	1319	1319	1515	42.75	29.75	29.25	32.75	55	7.7
	61TC-3636-90-Q2-M	1250	1365	1365	1568	50.5	35.75	29.25	41.25	72	10.2



### NOTE

Connecting tops ship complete with ganging brackets.

### DIMENSION KEY

W – width  
D – depth  
H – height of worksurface  
KW – kneehole width  
Y – dimensions as indicated on line drawing

Dimensions are in inches and are plus or minus 1/8".  
Contact Customer Service if dimensions are critical.

See page 346 for Krug Express program.

### STANDARD FINISHES

For a complete list of standard wood finishes please see page 347.

### VENEER TOPS

Please note when ordering wood veneer tables, these tables can only be ordered with a wood edge.

**V2 MODULAR | MODESTY PANELS**

Description	Model	Size	Rift Oak, Cherry, Walnut, Maple	Anigre	Rift Oak Cherry Walnut Maple w/Grommets	Anigre w/Grommets	Shipping Weight	Cubic Feet
Modesty Panels - wood	X21	30"	391	454	459	518	5	1
		36"	391	454	459	518	6.4	1.25
		42"	391	454	459	518	7.8	1.25
		48"	399	460	468	531	9.1	1.5
		54"	413	474	485	544	10.5	1.75
		60"	413	474	485	544	11.8	2
		66"	425	490	497	562	13.2	2.25
		72"	437	506	513	581	14.6	2.25
		11" - 48X30 Trapezoid	380	437	444	504	2.5	0.5
		17" - 48X24 Trapezoid	380	437	444	504	3.9	0.75
		23" - 60X30 Trapezoid	391	454	459	518	5.2	1
		29" - 60X24 Trapezoid	391	454	459	518	6.6	1.25
		29" - 72X36 Trapezoid	391	454	459	518	6.6	1.25

**ORDERING NOTES**

With wood veneer modesty panels, the grain runs vertically. To specify fixed wood modesty panels apply above pricing for the specific modesty panel and add (X21) to the end of the model number 61THRT-4824-X21.

Description	Model	Size	Laminate W/ PVC	Laminate W/ w/Grommets		Shipping Weight	Cubic Feet
Modesty Panels - plastic laminate	X23	30"	337	404		5	1
		36"	337	404	6.4	1.25	
		42"	337	404	7.8	1.25	
		48"	345	414	9.1	1.5	
		54"	355	427	10.5	1.75	
		60"	355	427	11.8	2	
		66"	366	439	13.2	2.25	
		72"	379	455	14.6	2.25	
		11" - 48X30 Trapezoid	328	392	2.5	0.5	
		17" - 48X24 Trapezoid	328	392	3.9	0.75	
		23" - 60X30 Trapezoid	337	404	5.2	1	
		29" - 60X24 Trapezoid	337	404	6.6	1.25	
		29" - 72X36 Trapezoid	337	404	6.6	1.25	

**ORDERING NOTES**

With wood grain laminate modesty panels, the grain runs lengthwise. To specify laminate modesty panels apply above pricing for the specific modesty panel and add (X23) to the end of the model number 61THRT-4824-X23.

**DIMENSION KEY**

W - width  
D - depth  
H - height of worksurface  
KW - kneehole width

Dimensions are in inches and are plus or minus 1/8".  
Contact Customer Service if dimensions are critical.

See page 346 for Krug Express program.

**STANDARD FINISHES**

For a complete list of standard wood finishes please see page 347.

**GROMMETS**

To order a modesty panel with grommets please specify when ordering and apply the appropriate pricing from above.

## V2 MODULAR | MODESTY PANELS

Description	Model	Size	Upcharge	W/Grommets	Shipping Weight	Cubic Feet
Modesty Panels perforated metal	X28	30"	364	432	3.3	1
		36"	364	432	4.2	1.25
		42"	364	432	5.1	1.25
		48"	371	441	6	1.5
		54"	385	456	6.9	1.75
		60"	385	456	7.8	2
		66"	396	468	8.7	2.25
		72"	408	485	9.6	2.25
		11" - 48X30 Trapezoid	354	417	1.7	0.5
		17" - 48X24 Trapezoid	354	417	2.6	0.75
		23" - 60X30 Trapezoid	364	432	3.4	1
		29" - 60X24 Trapezoid	364	432	4.3	1.25
		29" - 72X36 Trapezoid	364	432	4.3	1.25

### ORDERING NOTES

To specify fixed perforated metal modesty panels apply above pricing for the specific modesty panel and add (X28) to the end of the model number 61THRT-4824-X28. Perforated metal modesty panels come powder coated in Silver Metallic.

Modesty Panels - frosted acrylic	X29	30"	296	364	1.2	1
		36"	296	364	1.6	1.25
		42"	296	364	1.9	1.25
		48"	304	371	2.2	1.5
		54"	313	385	2.5	1.75
		60"	313	385	2.9	2
		66"	322	396	3.2	2.25
		72"	332	408	3.5	2.25
		11" - 48X30 Trapezoid	289	354	.6	0.5
		17" - 48X24 Trapezoid	289	354	1	0.75
		23" - 60X30 Trapezoid	296	364	1.3	1
		29" - 60X24 Trapezoid	296	364	1.6	1.25
		29" - 72X36 Trapezoid	296	364	1.6	1.25

### ORDERING NOTES

To specify frosted acrylic modesty panels apply above pricing for the specific modesty panel and add (X29) to the end of the model number 61THRT-4824-X29.

### DIMENSION KEY

W - width  
D - depth  
H - height of worksurface  
KW - kneehole width

Dimensions are in inches and are plus or minus 1/8".  
Contact Customer Service if dimensions are critical.


See page 346 for Krug Express program.

### GROMMETS

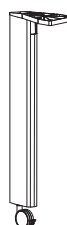
To order a modesty panel with grommets please specify when ordering and apply the appropriate pricing from above.

## V2 MODULAR | LEGS & POWER

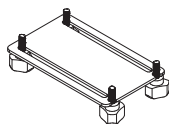
Description	Model	Price	W	D	H	Shipping Weight	Cubic Feet
V2 Leg with Glides	61LEG	190	4	9.25	29.25	5.1	2.2



V2 Leg with Casters	61LEGM	227	4	9.25	29.25	5.1	2.2
---------------------	--------	-----	---	------	-------	-----	-----



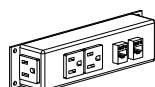
Ganging Module	61GANG	46	-	-	-	1	0.5
----------------	--------	----	---	---	---	---	-----



### ORDERING NOTES

It is recommended to use 2 brackets per seam.

Power/Data/Link	61POWER/DATALINK	332	-	-	-	-	-
-----------------	------------------	-----	---	---	---	---	---



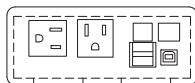
### ORDERING NOTES

Power/data/link comes with 3 receptacles and 2 RJ45's.

Power cord is 10 ft. long.

Data cords are 14 ft. long.

Surface Module	61SURFACEMODULE	190	8	4	-	-	-
----------------	-----------------	-----	---	---	---	---	---



### ORDERING NOTES

Surface module comes with 3 receptacles - 2 above the worksurface and 1 below, 1 USB port, 1 USB printer port, 1 RJ45 and 1 RJ11. The USB ports in this device do not charge unless connected to a transformer or another power supply device.

### DIMENSION KEY

W - width  
D - depth  
H - height of worksurface  
KW - kneehole width  
Y - dimensions as indicated on line drawing

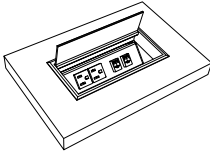
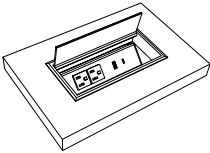
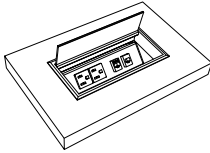
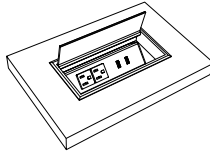
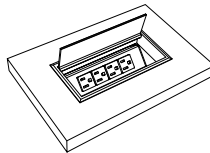
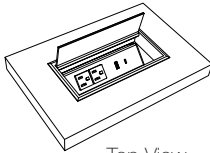
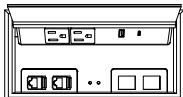
Dimensions are in inches and are plus or minus 1/8".  
Contact Customer Service if dimensions are critical.

See page 346 for Krug Express program.

### STANDARD FINISHES

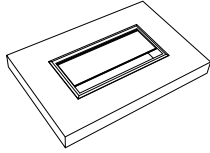
V2 metal finishes are Silver Metallic.

## POWERPORTS

Description	Model	Price	W	D	H	Shipping Weight	Cubic Feet
PowerPort 1 - 2 RJ45s (Category 5/6)	PORT1	265	8	4	-	-	-
	<b>Port Includes:</b> 2 accessible power outlets & 1 side utility outlet powered by a 10' plug-in cord; 2 RJ45 (category 5/6) each with hard wired 10' data cords; 2 velcro wire managers and metal PowerPort shroud. PortPort lid is Silver Metallic. <b>NOTE:</b> RJ45 jacks with hard wired data cords included here must be within 10' of building utilities source to be functional.						
PowerPort 2 - USB-A & USB-C	PORT2	267	8	4	-	-	-
	<b>Port Includes:</b> 2 accessible power outlets & 1 side utility outlet; 1 USB-A & 1 USB-C charging ports all powered by a 10' plug-in cord; 2 velcro wire managers and metal PowerPort shroud. PortPort lid is Silver Metallic.						
PowerPort 3 - RJ11 & RJ45	PORT3	257	8	4	-	-	-
	<b>Port Includes:</b> 2 accessible power outlets & 1 side utility outlet; 1 RJ11 & 1 RJ45 (Category 5/6); 2 Velcro wire managers & PowerPort Shroud; 1 x 10 Foot Data Cords (T568A) & 1 x 14 Foot RJ11 (Telecomm); powered by a 10' plug-in cord. PortPort lid is Silver Metallic. <b>NOTE:</b> RJ45 & RJ11 jacks with hard wired data cords included here must be within 10' of building utilities source to be functional.						
PowerPort 4 - 2 USB-A	PORT4	273	8	4	-	-	-
	<b>Port Includes:</b> 2 accessible power outlets & 1 side utility outlet; 2- USB-A charging ports all powered by a 10' plug-in cord; 2 velcro wire managers and metal PortPort shroud. PortPort lid is Silver Metallic.						
PowerPort 5 - 4 Receptacles	PORT5	267	8	4	-	-	-
	<b>Port Includes:</b> 4 accessible power outlets & 1 side utility outlet powered by a 10' plug-in cord; 2 velcro wire managers and metal power port shroud. PortPort lid is Silver Metallic.						
PowerPort 6 - USB-A, USB-C & RJ45	PORT6	387	8	4	-	-	-
 	<b>Port Includes:</b> 2 accessible power outlets & 1 side utility outlet 1 USB-A, 1 USB-C charging ports all powered by a 10' plug-in power cord. Includes 2 velcro wire managers and metal PortPort shroud with 2 data plate knock outs, 1 #M02 plate insert & 2 #S01W RJ45 female input, punch down terminal output snap in jacks. 2nd data plate knock out is blank for future use. PortPort lid is Silver Metallic.						

## POWERPORTS

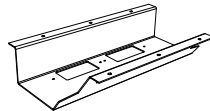
Description	Model	Price	W	D	H	Shipping Weight	Cubic Feet
Port - no Powerbar	Port0	131	8	4	-	-	-



**Port Includes:** Lid & Shroud only.

**ORDERING NOTE:** Velcro wire managers not included, see below for pricing. Port lid is Silver Metallic.

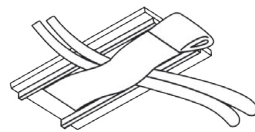
PowerPort Shroud with 2 Data Plate Knock-outs	SHROUD2KO	Must be requested - no upcharge	-	-	-	-	-
---	-----------	------------------------------------	---	---	---	---	---



Angled PowerPort Shroud Includes: shroud with 2 data plate knock-outs in the bottom.

**ORDERING NOTE:** Please refer to data plate, data and AV integration options on page XX.

Velcro Wire Manager (qty 1)	WM-4	25	2	4.5	0.5	-	-
-----------------------------	------	----	---	-----	-----	---	---



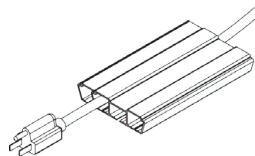
2 velcro wire managers are included with Ports 1-5.

Wire Management Trough	WM-72	174	72	3	1	-	-
------------------------	-------	-----	----	---	---	---	---



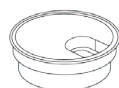
Wire Management Trough is standard in a 72" length & can be cut to specific length; double-sided tape installation.

4-Channel Wire Management	CM-72	220	72	3	1	-	-
---------------------------	-------	-----	----	---	---	---	---






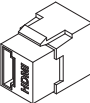
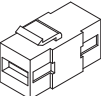
4-Channel Wire Management is standard in a 72" length & can be cut to specific length; double-sided tape installation.

Round Grommet	Round Grommet - Silver Metallic	145	-	-	-	-	-
	Round Grommet - Black	145	-	-	-	-	-



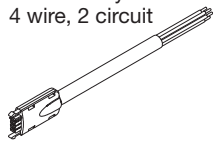
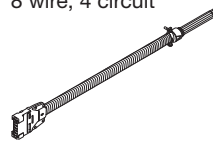
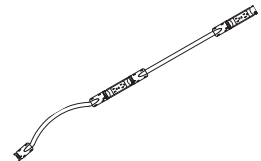
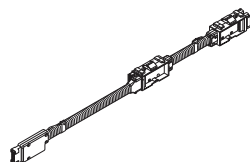


One 60mm Grommet in a standard position is available at no charge per table.

## POWER/DATA

SNAP IN PORTS	Reference Code	Description	List Price
<b>ADAPTOR PLATES</b>			
	<b>M02</b>	<b>Adaptor Plate (2)</b> - accepts two snap in data ports	37
	<b>M04</b>	<b>Adaptor Plate (4)</b> - accepts four snap in data ports	37
	<b>M06</b>	<b>Adaptor Plate (6)</b> - accepts six snap in data ports	37
<b>ORDERING NOTES:</b> Blank covers are required when port is not in use, please see page 55.			
		<b>RJ-45</b> - Category 6 data connection. This connector is also downwards compatible with Category 5 cabling. Connector is a female input with a #110 punch-down terminal block output (back side of Console interface) for on-site hard wire connection.	45
	<b>S01W</b>	RJ45-CAT6 (White)	
	<b>S01B</b>	RJ45-CAT6 (Blue)	
	<b>S01R</b>	RJ45-CAT6 (Red)	
		<b>RJ11</b> - Telephone type connection. Connector is a female input with a #110 punch-down terminal block output (back side of Console interface) for on-site hard wire connection.	31
	<b>S02W</b>	RJ11 (White)	
	<b>S02B</b>	RJ11-B (Black)	
	<b>S02G</b>	RJ11-G (Green)	
	<b>S02R</b>	RJ11-R (Red)	
	<b>S02Y</b>	RJ11-Y (Yellow)	
	<b>S04</b>	<b>HDMI</b> - High Definition Multimedia Interface connection. Connector carries both HD audio and video data. Connector is a female-to-female pass through.	165
	<b>S08</b>	<b>USB-A</b> - Full size USB "A" style connection. Connector is a female-to-female pass through.	59



## V2 MODULAR | WIRE SYSTEMS

Description	Model	Price	W	D	H	Shipping Weight	Cubic Feet
Power Entry - 4 wire, 2 circuit 	61EC4PE	115	-	-	-	1	.25
<b>ORDERING NOTES</b> Please note when ordering the 4-Wire or 8-Wire Power Entry components, you must also order either the 4-Wire or 8-Wire System, to work in conjunction.							
Power Entry - 8 wire, 4 circuit 	61EC8PE	152	-	-	-	1	.25
<b>ORDERING NOTES</b> Please note when ordering the 4-Wire and 8-Wire Power Entry components, you must also order either the 4-Wire or 8-Wire System, to work in conjunction.							
4-Wire System 	61EC4-30	165	-	-	-	2	.25
	61EC4-36	165	-	-	-	2	.25
	61EC4-42	165	-	-	-	2	.25
	61EC4-48	175	-	-	-	2	.25
	61EC4-54	175	-	-	-	2	.25
	61EC4-60	181	-	-	-	2	.25
	61EC4-66	190	-	-	-	2	.25
	61EC4-72	196	-	-	-	2	.25
<b>ORDERING NOTES</b> Please note when ordering the 4-Wire or 8-Wire System, you must also order either the 4 wire or 8 wire Power Entry in conjunction to work together. Each model comes standard with an 18" Jumper.							
8-Wire System 	61EC8-30	227	-	-	-	2	.25
	61EC8-36	243	-	-	-	2	.25
	61EC8-42	249	-	-	-	2	.25
	61EC8-48	257	-	-	-	2	.25
	61EC8-54	265	-	-	-	2	.25
	61EC8-60	271	-	-	-	2	.25
	61EC8-66	287	-	-	-	2	.25
	61EC8-72	295	-	-	-	2	.25
<b>ORDERING NOTES</b> Please note when ordering the 4-Wire or 8-Wire System, you must also order either the 4 wire or 8 wire Power Entry in conjunction to work together. Each model comes standard with an 18" Jumper.							
4-Wire 42" Jumper 	61EC4JUMP-42	77	-	-	-	1	0.25
<b>ORDERING NOTES</b> This longer jumper cable is required when connecting one table off the edge to the end of another table using the 4-Wire System. Jumper cables allow you to daisychain each wired table to the next. Please refer to page 93 for further explanation.							
8-Wire 42" Jumper 	61EC8JUMP-42	121	-	-	-	1	0.25
<b>ORDERING NOTES</b> This longer jumper cable is required when connecting one table off the edge to the end of another table using the 8-Wire System. Jumper cables allow you to daisychain each wired table to the next. Please refer to page 93 for further explanation.							

### DIMENSION KEY

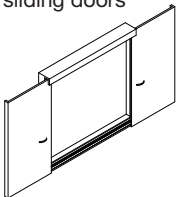
W - width  
 D - depth  
 H - height of worksurface  
 KW - knee-hole width

Dimensions are in inches and are plus or minus 1/8".  
 Contact Customer Service if dimensions are critical.

See page 346 for Krug Express program.

## V2 MODULAR | MEDIA

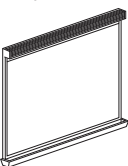
Description	Model	Rift Oak, Cherry, Walnut, Maple	Anigre	W	D	H	Shipping Weight	Cubic Feet
Visual Board with sliding doors	62VBS-4848	5609	6448	47.75	47.75	6.5	120	16



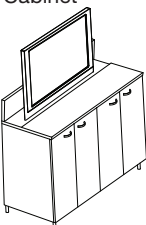
### ORDERING NOTES

Please note projection screen can not be ordered with the visual board with sliding doors.

White Board with Projection Screen	62WB-4848	2244	2583	47.75	47.75	4.75	90	16
	62WB-5454	2304	2649	53.75	53.75	4.75	115	17.5



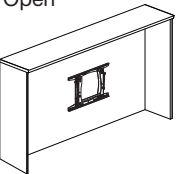
Plasma Screen Cabinet	62CMBUPS-722041	8054	9263	71.75	20	41.25	263	45.5
	62CMBUPS-722441	8601	9892	71.75	24	41.25	329	53
	62CMBUPS-722441G	9462	10881	71.75	24	41.25	329	53



### ORDERING NOTES

Glass doors are available with Como pulls only

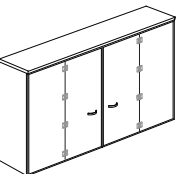
Media Hutches - Open	62CMHTO-751541	4494	5167	74.75	15	41.5	167	33
-------------------------	----------------	------	------	-------	----	------	-----	----



### ORDERING NOTES

Media Hutch comes with the wall mount bracket.

Media Hutches - with Doors	62CMHT-751541	5460	6277	74.75	15	41.5	172	33
-------------------------------	---------------	------	------	-------	----	------	-----	----



### ORDERING NOTES

Please note that the Media Hutch with doors comes with two bifold doors that open away from the center.  
Media Hutch comes with the wall mount bracket.

### DIMENSION KEY

W - width  
D - depth  
H - height of worksurface

Dimensions are in inches and are plus or minus 1/8".  
Contact Customer Service if dimensions are critical.

See page 346 for Krug Express program.

### CODE DESCRIPTION

VBS - visual board with sliding doors  
WB - white board  
CM - conference media  
BU - buffet  
PS - plasma lift  
HTO - open hutch  
HT - hutch  
G - glass

### STANDARD FINISHES

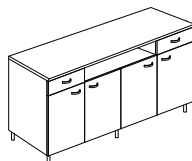
For a complete list of standard wood finishes please see page 347.

### NON-STANDARD GROMMETS

Grommets in non-standard positions are available at **\$145 list** per grommet.

## V2 MODULAR | MEDIA


Description	Model	Rift Oak, Cherry, Walnut, Maple	Anigre	W	D	H	Shipping Weight	Cubic Feet
Media Buffet - with Equipment Shelf	62CMBU-752035-13	7544	8677	74.75	20.25	34.5	245	43.5
	62CMBU-752435-13	7697	8851	74.75	24.25	34.5	295	3.5



### ORDERING NOTES

Media buffets are available with optional locks for an upcharge of **\$145 list** per lock.

Media Pedestals	62CMP-192035-11	3024	3478	18.75	19.75	34.5	62	10.5
	62CMP-192435-11	3324	3822	18.75	23.75	34.5	74	12.5
	62CMP-192035-11G	3085	3546	18.75	19.75	34.5	62	10.5
	62CMP-192435-11G	3394	3903	18.75	23.75	34.5	74	12.5




### ORDERING NOTES

When ordering media pedestals, please add an "L" or "R" to model number to denote a right or left hinged door.

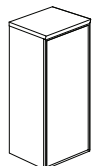
Media pedestals are available with optional locks for an upcharge of **\$145 list** per lock.

Glass doors are available with Como pulls only

	62CMP-362035-11	3608	4147	35.75	19.75	34.5	117	18.5
	62CMP-362435-11	3970	4564	35.75	23.75	34.5	140	22
	62CMP-362035-11G	3689	4244	35.75	19.75	34.5	117	18.5
	62CMP-362435-11G	4058	4666	35.75	23.75	34.5	140	22



Media Piers - Single	62CMPR-191541	3111	3576	18.75	15	41.5	61	9
	62CMPR-191541G	3421	3935	18.75	15	41.5	61	9



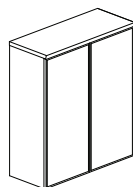
### ORDERING NOTES

Media piers must be ordered in conjunction with Media Pedestals.

When ordering media piers, please add an "L" or "R" to model number to denote a right or left hinged door.

Media piers are available with optional locks for an upcharge of **\$145 list** per lock.

Media Piers - Double	62CMPR-361541	3536	4065	35.75	15	41.5	85	16
	62CMPR-361541G	3890	4470	35.75	15	41.5	85	166



### ORDERING NOTES

Media piers are available with optional locks for an upcharge of **\$1 list** per lock.

### DIMENSION KEY

W - width  
D - depth  
H - height of worksurface

Dimensions are in inches and are plus or minus 1/8".  
Contact Customer Service if dimensions are critical.

See page 346 for Krug Express program.

### CODE DESCRIPTION

CM - conference media  
BU - buffet  
P - pedestal  
PR - pier  
G - glass door  
L - door hinged left  
R - door hinged right

### STANDARD FINISHES

For a complete list of standard wood finishes please see page 347.

### ORDERING NOTES

Media piers must be ordered in conjunction with Media Pedestals.

### NON-STANDARD GROMMETS

Grommets in non-standard positions are available at **\$145 list** per grommet.

# GENERAL INFORMATION

## Terms and Conditions

Net 30 days on approved credit. A late payment charge of 1% per month will be applied on overdue invoices. This charge will be pro-rated to the number of days past 30 days that the invoice is overdue. All applicable sales taxes are extra. Distribution of this price list does not in itself constitute an offer to sell. Orders can be received only from authorized Krug dealers. Acceptance of any order and terms of sale may be established at the discretion of Krug. Deposits are required on orders received from new accounts as well as on large or special orders. Krug reserves the right to discontinue designs, or to change designs, construction, prices, or materials without notice.

## Contact Information

Phone: 1.888.578.KRUG (5784) | Fax: 1.519.748.5177

Purchase Order Fax: 1.888.236.4783

Purchase Order E-mail: [orders@krug.ca](mailto:orders@krug.ca)

Web: [www.krug.ca](http://www.krug.ca) E-mail: [solutions@krug.ca](mailto:solutions@krug.ca)

## Customer Service Hours

Please note customer service hours are:

8:30 am to 5:00 pm est

## Customer Satisfaction

It is the primary goal of Krug and our staff to ensure the complete satisfaction of our customers with our products and performance. If a problem arises with a Krug product after the expiration of the limited warranty period, Krug will exercise its best efforts to achieve the satisfaction of the customer in a manner that is fair to all concerned.

## Order Acknowledgments

Each order will be acknowledged via e-mail or fax. This acknowledgment is the final agreement between Krug and the customer, superseding all previous communications regarding the purchase order. Where there is a discrepancy on a purchase order between a product code and a description, Krug will make every effort to resolve the discrepancy, but will be ruled by the product code ordered. Please check all acknowledgments for accuracy, and advise Krug of any discrepancies with a purchase order.

## Order Cancellation

Krug reserves the right to not accept or allow cancellation of orders. All products are manufactured on a custom-made, make-to-order basis, and the purchasing, engineering and production of orders begins shortly after order placement - and the customer purchase order is a contract that authorizes Krug to manufacture the products. Acceptance of order cancellation (or partial cancellation) is solely at the discretion of Krug, and is dependent on the extent to which engineering, purchasing and manufacturing has been initiated by the time cancellation is requested. No order cancellations (partial or otherwise) are allowable more than 4 weeks from date of order placement (as order production is unable to be terminated by that point), and full payment of the acknowledged order value is required for any orders cancelled after 4 weeks. Cancellations may be allowable in less than 4 weeks after order placement, depending on the extent to which manufacturing has been initiated. An acceptance of order cancellation requires that the purchaser agrees to make payment for all costs incurred to the point of acceptance of cancellation. Cancellation charges include all costs for purchase of dedicated material and components, engineering costs for non-standard products, and all costs for manufacturing completed to that point, as well as a \$350 net charge for processing of the original order and for processing of cancellation invoicing.

## Pricing

Krug endeavors to ensure that all prices in this price list reflect accurately our current prices. However, errors do occur and will be rectified through notices to the field. Krug reserves the right to acknowledge pricing that may be different from the price list.

## Storage Charges

Krug reserves the right to assess a nominal storage charge if a customer does not accept shipment of an order within a week of the ship date.

## Warranty

Krug warrants the construction and the finish of all our products to be free from defects in materials and workmanship for a period of 10 years from the date of purchase. This warranty is applicable to products in use by their original purchaser. This warranty does not apply to components not manufactured by Krug including textiles, which are subject to the specific warranties of those manufacturers, if any. Textiles (fabric, leather, vinyl, or any other covering material) suppliers do not guarantee their products for durability and color fastness, and nor does Krug. Casters, mechanical and electrical components have a warranty of five years from the date of purchase. The Krug warranty does not apply to COM-specified materials, damage caused by a carrier other than Krug, or variation in wood finishes due to natural wood color variation. Krug cannot be held responsible for variations in fabric dye lots from order to order. All fabric is carefully inspected when it is received, but a degree of variation in color should be expected. Repairs or replacement of any defect covered under this warranty by Krug will be made, at our option and method, at no charge to the original purchaser during the warranty period. Krug's judgement is final and binding with respect to the nature or cause of defects or damage, and the necessity or manner of repair or replacement.

This warranty does not apply to defects or damage resulting from:

- normal wear and tear occurring with the use of the product
- negligence, misuse, excessive use, alteration, improper cleaning or repair
- substitution or use of incorrect or unauthorized components or material
- handling or installation that is incorrect, or that causes damage or defect
- damage incurred by a freight carrier other than Krug
- wearing of finishes and fabrics, and normal variations in materials (including dye lot variations)
- properties of natural materials, including wood and leather
- exposure to environments with uncontrolled temperature and humidity (products must be transported, stored and used in climate-controlled conditions)

## Export Packaging

Krug is pleased to provide the option for export packaging on all our products, to provide additional protection from damage. For shipments overseas, a quote for export packaging can be provided, based on the products to be ordered and the delivery destination - please contact Customer Service or Bids & Specification Support for more information and a quotation. KRUG is not responsible for shipment damage occurring on overseas shipments

Export Packaging is STRONGLY RECOMMENDED for:

- (A) all shipments outside of the lower 48 states and Canada.
- (B) all shipments that will be held in storage for an extended period prior to installation.

**Important:** Please note that Krug will not be responsible for damage claims on product shipped or stored in the above conditions but where export packaging has not been utilized.

## Dimensions

Dimensions are in inches and approximate, and subject to change without notice. Contact Customer Service if dimensions are critical.

## Installation Support

For assistance please contact Technical Support at 1-888-578-5784 x216 or e-mail [installationhelp@krug.ca](mailto:installationhelp@krug.ca) and you will be directed to the appropriate installation support person.

## Custom Capabilities

Over 15% of our orders involve some type of custom work, and we invite our customers to make use of our extensive capabilities. These include:

- 1) Dimensional customization of standard size products
- 2) Custom wood finishes
- 3) For larger orders, completely custom-designed products, as well as non-standard wood species can be specified.

Custom orders may require additional production lead times. Contact Customer Service for more information.

## Freight Terms and Conditions

1. All product is shipped FOB the Krug factory. Freight is either pre-paid to the destination or not pre-paid, depending on established customer specific freight terms.
2. Docks at the selected delivery location must be equipped to handle a 53' trailer. If a dock is inadequate for delivery by Krug, Krug will re-deliver to another local location and any additional costs will be charged to the customer.
3. For all deliveries, it is understood that Krug or its agent is making a dock delivery only (equipped to handle a 53' trailer), and any further work of truck unloading, delivery beyond the dock, installation, and removal of packaging is not authorized or paid for by Krug.
4. Drop shipments to the installation site, and timed deliveries, are available on larger shipments (full truckloads or slightly less) at no additional charge. Drop shipments or timed deliveries for smaller shipments may not be available, or if available will require a surcharge. Deliveries on an after hours basis, or on weekends, or any other special requirements, may be subject to a surcharge. Location and contact information, and the requested time of delivery, is required at least one week prior to the acknowledged shipment date. If this information is not provided one week in advance, or if the location or time of the drop shipment is changed less than one week in advance, a surcharge may be applied, and/or the drop shipment may not be scheduled. For deliveries requested Monday to Thursday after 5:00 pm, please apply a surcharge of \$250/shipment. For deliveries requested Monday to Friday before 7:00 am, please apply a surcharge of \$250/shipment. For deliveries requested Friday (after 3:00 pm) or weekends, please apply a surcharge of \$500/shipment. (local times).
5. For all deliveries - whether to the Customer location or drop shipment - any circumstances that result in the delay of our carrier (including unsuitable receiving facilities, or facilities not open or available), service charges will be applied at the rate of \$75/hour. Where re-delivery is necessary because of these circumstances, the full cost of re-delivery will be charged. If Less Than Truck Load is delivering, one hour is allocated to unload. Any additional time required to unload after the first hour is \$75/hour. If a Truck Load is delivering the order, three hours is allocated to unload. Any additional time required to unload is \$75/hour. Direct deliveries to site for large orders are possible, (must exceed \$60,000 net), and accommodate 48 - 53' trailers. Krug is responsible for delivery to the approved delivery address. If an address change is required, this must be authorized by Krug 5 business days prior to ship date. Any additional delivery costs incurred after this time will be charged to the customer.

## Product Strength and Durability Testing

All Krug Conference products meet or exceed the testing requirements of ANSI/BIFMA X5.5-2014 or X5.9-2012.



## Damaged Shipments

All Krug product is well engineered, carefully inspected, and expertly loaded onto our trucks at our Distribution Center. If you receive any damaged freight, we ask that you do not refuse the shipment. Krug is not responsible for damage to goods that occurs in transit or storage. It is the purchaser and/or receiver's responsibility to examine the goods upon receipt and to notify Krug of any damages, overages or shortages. Any discrepancies should be noted on the Bill of Lading. The delivering carrier will not accept responsibility for shortages or damages if signed "clear". Notification of concealed damage claims must be made to Krug Distribution within 5 days of delivery, along with digital pictures if available. All product and packaging must be available for inspection. Krug liability ceases after 5 business days and Krug will not be responsible for concealed damages if shipments are left unopened. Krug is not responsible for the condition of product that is stored or installed in an environment where temperature and humidity are not controlled.

## Field Product Report Authorization

Krug's written authorization, in the form of an FPR number, must be obtained prior to incurring charges of any kind if Krug is expected to pay these charges. This includes authorization for returns, field repairs and replacements, post field repairs, installation and delivery charges. Krug reserves the right to have its representative inspect product related to any request for such authorizations, prior to that authorization being provided. Deductions from invoices paid for any charges to Krug, without prior written authorization in the form of an FPR, will not be accepted. Digital photographs may be required to complete the FPR process.

## Care and Maintenance

**Wood Finishes** - Although Krug's extensive finishing process ensures a durable finish on all our products, there are several steps that can be taken to protect and prolong the life and beauty of the finish. Protect the top by placing felt pads on the bottom of any accessories and mechanical equipment. Rubber and oil will permanently mark surfaces. Use a desk pad to prevent possible damage and imprinting caused by writing instruments and sharp objects. Dust only with a clean, dry cloth, going with the grain. Clean any marks with a damp cloth, using a small quantity of mild soap or detergent. Do not use any wax-based polish, spray or silicone. Eventually, a film will build up and discolor the top. Do not place your furniture in a position of permanent exposure to direct sunlight.

**Plastic Laminates** - Clean plastic laminates with mild soap and warm water. Do not use steel wool, hot water, or any abrasive cleaning product.

## Krug Panel Fabric Program

Tackboards can be upholstered in COM material supplied by the customer, and in a selection of stocked tackboard fabrics supplied by Momentum. The Momentum Panel fabrics are available on Krug Express. They are 100% polyester. For additional information and color selections, please refer to our Panel Fabrics card and Krug's website. [www.krug.ca](http://www.krug.ca) PRODUCTS / FABRICS / PANEL. The Momentum panel fabrics pass ASTM-E84-87 Fire Codes. If memo samples are required please call Momentum at 1-800-366-6839.



## PROGRAM DETAILS

*KrugExpress* orders are ready to ship by the date acknowledged. Delivery and shipping schedules may result in actual shipping of orders at a later date. Statutory holidays and scheduled factory vacations may add to acknowledged lead times of *KrugExpress* orders. Unless otherwise specified on the order, the customer's standard method of shipping Krug products will be utilized.

Available factory capacity for *KrugExpress* is filled by orders received on a "first come, first serve" basis. If the normal *KrugExpress* lead time is not available for your order because available capacity has been filled, you will be immediately advised of the earliest available ready-to-ship date. Please consult your Customer Service representative in advance if you wish to confirm the specific lead time availability for a *KrugExpress* order.

Orders must be received by midnight of a given day for that day to be considered the official day the order is received. Order lead times are acknowledged from the date the order is received, but not including the date the order is received.

*KrugExpress* orders must be "clean" when received in order to be considered officially received on a given day, and lead times will be acknowledged from the date orders are determined to be "clean".

Changes to *KrugExpress* orders are not allowed under any circumstances. Orders for product on *KrugExpress* must clearly state: "*KrugExpress*".



# WOOD FINISHES AND LAMINATES

**Standard Wood Finishes:**  
(See product pages for individual species availability)

SPECIES	FINISH
Cherry	Light Cherry
	Natural Cherry
	American Cherry
	Medium Cherry
	Standard Cherry
	Imperial Cherry
	Appalachian Cherry
	Sable Cherry
Maple	Clear Maple
	Honey Maple
	Wheat Maple
Oak	Light Oak
	SilverGrey on Oak
	Harvest Oak
	Mahogany Oak
	Medium Cherry on Oak
	Mellow Oak
	Walnut on Oak
	Espresso on Oak
Walnut	Natural Walnut
	Regular Walnut
	Mahogany on Walnut
	Dark Walnut
	Cordovan Walnut
	SilverGrey on Walnut
Anigre	Clear Anigre
	Medium Anigre
Palette	Black
	White
	Sand
	Soft Green
	Steel Blue
	Slate

**NATURAL CHARACTERISTICS OF WOOD**  
Wood is a natural product with inherent color variations that will never be fully mitigated by the finishing process. Please anticipate variation in colors within a single unit, from piece to piece, and from Krug wood finish samples. If a very close match is required, a sample must be provided with the order and an upcharge will apply. Exact color matches are not possible.

**CUSTOM WOOD FINISHES**  
Add 10% list to your order for special finishes, minimum upcharge is \$500 list per finish per order. (For example, on all orders up to \$5000 list, an upcharge of \$500 will apply, on orders \$5000 and up add 10% list to your order.) For orders with special finishes, a sample that is a minimum 3” by 3” must be received with the order. Special finishes may add additional lead time to production schedules. Since wood is a natural product, some variations in grain, color and stain acceptance will occur. In our finishing processes, we try to minimize variations, but some variation between samples and finished goods should be anticipated.

**FINISH**  
Conference products feature Krug’s finish, a proprietary catalyzed varnish formulation, that has repeatedly shown through independent laboratory testing to be the industry leader in durability and abrasion resistance. The Krug finish looks better longer than competitors and is uniquely suited to the demands of high traffic environments.

**WOOD FINISHES TO MATCH STANDARD LAMINATES**  
Willow on Rift Oak  
Dune on Rift Oak  
Portobello on Rift Oak  
Ash on Rift Oak  
Copper on Cherry  
Shiraz Cherry  
Park Avenue Walnut  
Chocolate on Walnut  
Nutmeg on Walnut  
Dark Walnut  
Hardrock Maple

## LAMINATES

Krug’s in-stock Laminates are available in 17 different laminate selections. Please note that 4 of the colors (Gingerbread, Portobello, Ash and Willow) have textured finishes and may not be appropriate for use in patient areas due to infection control concerns. Minimum order quantities and extended lead times may apply for exotic laminate colors, please check with customer service. Polymer Edge will be selected to match the worksurface. Krug’s previous laminate in-stock program will be phased out as in-stock supply depletes. Please contact customer service for availability.

IN-STOCK LAMINATES			
Wood Grain Laminates	High Pressure Laminate Supplier	Textured Wood Grain Laminates	High Pressure Laminate Supplier
Champagne	Tafisa T492CR	Gingerbread	Tafisa T556UR
Hardrock Maple	Formica 86992-58	Portobello	Tafisa T557UR
Dune	Tafisa T491CR	Ash	Tafisa T535AT
Copper	Tafisa T521CR	Willow	Tafisa T543AT
Shiraz Cherry	Tafisa T472CR	<b>Solid Laminates</b>	
Park Avenue Walnut	Wilsonart 7984-38	Designer White	Wilsonart D354-60
Chocolate	Tafisa T498CR	Platinum	Tafisa T202CR
Nutmeg	Tafisa T477CR	Earth	Tafisa T767CR
Dark Walnut	Tafisa T469CR	Charcoal	Tafisa T228CR


**PHASE OUT LAMINATES** Almond - Black- Shadows - Edgewood Sycamore - Gunstock Walnut

**NON-STOCKED LAMINATES**  
For specific lead time and application questions, please contact Krug Customer Service for your requirement. Upcharges will be applicable for non-stocked laminates, depending on their cost. Non-stock laminates may require a minimum order quantity, please contact customer service. Stocked polymer edges only can be specified for use with non-stocked laminates or tops will be self-edged.


## SOLID SURFACE

The Solid Surface option provides an enhanced durability, protection and cleanability. It is available in 8 standard colors and is replaceable if it becomes damaged or degraded. See individual products for list upcharge chart.

### GROUP GRADE A - WHITE




Glacier White



Cameo White

### GROUP GRADE A - COLOR




Bisque



Linen

### GROUP GRADE B




Antarctica

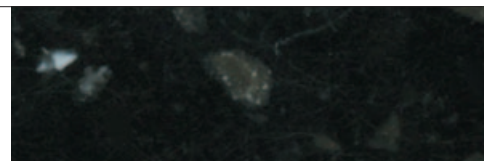


Savannah

### GROUP GRADE C



Dove



Deep Night Sky





The mark of responsible forestry



All products are air emissions certified and are available as FSC® certified

# krug

solutions@krug.ca | www.krug.ca | 1.888.578.KRUG