

V2
Price and Specification Guide
GSA
GS-03F-084DA



krug

Advancing Design Through Innovation

TERMS & CONDITIONS | INFORMATION FOR ORDERING ACTIVITIES

General Services Administration Federal Supply Schedule

FSC Groups 7110, 7125
Subcategory: Furniture
CONTRACT NUMBER: GS-03F-084DA
CONTRACT PERIOD: April 1, 2016 through March 31, 2026
CONTRACTOR/ ADMINISTRATOR: Mira Jaksic-Husic
Krug Inc.
421 Manitou Drive
Kitchener, Ontario, Canada
Tel: 1-800-265-2796
Fax: 1-800-265-2798

1. List of Special Item Numbers on Contract

33721P Packaged Office Furniture w Ancillary Installation Services
33721 Office Furniture w Ancillary Installation Services
339113H Healthcare Furniture w Ancillary Installation Services
OLM Order Level Materials

2. SPECIAL ITEM NUMBER	MAXIMUM ORDER
33721P	\$5,000,000
33721	\$250,000
339113H	\$500,000
OLM	\$250,000

3. SPECIAL ITEM NUMBER	MINIMUM ORDER
33721P	\$100.00
33721	\$100.00
339113H	\$100.00
OLM	NA

4. Geographic Coverage

48 contiguous States and Washington, DC

5. Point of Production

Krug Inc.
421 Manitou Drive
Kitchener, Ontario, CANADA
N2C 15L

6. Discount from List Prices

33721P Package Office Furniture Krug Product Discounts As Below
GSA Teaming Partner Products at their
Approved GSA Discount Terms. Krug
Installation Charge 12.75% of Net Order
(Max.). No Charge for Project Mgt Services.

33721 Office Furniture	
Executive Office Furniture	56.6%
Executive Conference Furniture	56.6%
Tables and Accessories	56.6%
Fully Upholstered Lounge Furniture	56.6%
Multiple Seating	56.6%
Multi-Purpose Seating	56.6%
Stacking Chairs	56.6%
Installation Ancillary to these products	12.75% Charge of Net Order (Max.)

339113H Healthcare Furniture	
Hospital Patient Room Furniture	56.6%
Hospital Geriatric Chairs & Lounge Seating	56.6%
Patient Service Systems	56.6%
Installation Ancillary to these products	12.75% Charge of Net Order (Max.)

7. Quantity Discounts (off Net pricing)

Multiple Seating, Multipurpose Seating, Stacking
Chairs

25,001 – 50,000	1%
50,001 – 100,000	2%
100,001 – 150,000	3%
150,001 – 250,000	4%

Lounge Seating, Tables & Accessories

25,000 – 50,000	1%
50,001 – 75,000	2%
75,001 – 100,000	3%
100,001 – 180,000	4%
180,001 – 200,000	5%
200,001 – 250,000	6%

Hosp/Geriatric Chairs and Lounge, Patient Room
Furniture, Patient Service Systems

\$100,000 - \$200,000	1%
\$200,000.01 - \$300,000	1.5%
\$300,000.01 - \$400,000	2%
\$400,000.01 - \$500,000	2.5%

Quantity Discounts for Executive Office and
Executive Conference are no longer applicable
based on the MAS Consolidation revisions to
Maximum Order Limits.

8. Prompt Payment Terms

Net 30 Days

9. Visa and MasterCard are accepted above and

below the micro-purchase threshold.

NOTE: No additional discount will be offered on
orders placed using credit cards.

10. Foreign Items

All items manufactured in Canada.

11a. Time of Delivery

60-90 Days ARO for all items.

11b. Expedited Delivery

Please contract Krug GSA Customer Service for
information on Expedited Delivery/Krug Express
Program. 1-800-265-2796

11c. Overnight & 2 day Delivery

N/A

11d. Urgent Requirements

Please contact Krug for urgent requirements.

12. F.O.B. Point

Destination

13. Payment Address

Same as above

TERMS & CONDITIONS | INFORMATION FOR ORDERING ACTIVITIES

14. Warranty

For commercial products, Krug warrants the construction and the finish of all our products to be free from defects in materials and workmanship for a period of 10 years from the date of purchase. For Krug Healthcare products (as outlined in the US Healthcare price and specification Guide dated March 1, 2019), Krug warrants the construction and finish of all Healthcare products to be free from defects in materials and workmanship for the lifetime of their use. This warranty is applicable to products in use by their original purchaser. This warranty does not apply to components not manufactured by Krug including textiles, which are subject to the specific warranties of those manufacturers, if any. Textiles (fabric, leather, vinyl, or any other covering material) suppliers do not guarantee their products for durability and color fastness, and nor does Krug.

Casters, mechanical and electrical components have a warranty of five years from the date of purchase. The Krug warranty does not apply to COM-specified materials, damage caused by a carrier other than Krug, or variation in wood finishes due to natural wood color variation. Krug cannot be held responsible for variations in fabric dye lots from order to order. All fabric is carefully inspected when it is received, but a degree of variation in color should be expected. Repairs or replacement of any defect covered under this warranty by Krug will be made, at our option and method, at no charge to the original purchaser during the warranty period. Krug's judgement is final and binding with respect to the nature or cause of defects or damage, and the necessity or manner of repair or replacement.

This warranty does not apply to defects or damage resulting from:

- normal wear and tear occurring with the use of the product
- negligence, misuse, excessive use, alteration, improper cleaning or repair
- substitution or use of incorrect or unauthorized components or material
- handling or installation that is incorrect, or that causes damage or defect
- damage incurred by a freight carrier other than Krug
- wearing of finishes and fabrics, and normal variations in materials (including dye lot variations)
- properties of natural materials, including wood and leather
- exposure to environments with uncontrolled temperature and humidity (products must be transported, stored and used in climate controlled conditions)

Note, specific warranties for components and materials not manufactured by Krug: Height Adjustable Mechanism Warranty Krug warrants to the original consumer purchaser its Height Adjustable Mechanism that it will be free from defects in material and workmanship. This limited warranty covers material and manufacturing defects, which cause a non-conformance in the function of a table base and is limited to the following products and warranty term determined from their dates of purchase: a) Electronic components such as control boxes, hand switches and motors – two (2) years b) Mechanical components such as crank drives, spindles – five (5) years c) Structural components such as J-channels, feet and top supports – ten (10) years. The start of the warranty period is the documented date of your purchase of the product. The warranty herein is made to and for the benefit of the original consumer purchaser of the product and is non-transferable. If you discover a defect in material or workmanship during the warranty period, and Krug agrees that the defect exists, Krug will, at its option, repair or replace the Product at no charge to you, provided it is returned during the warranty period. In the unlikely event that your product should require repair or replacement during the warranty period, please contact Krug to obtain warranty service. The warranty period on replacement products is the remainder of the warranty on the original product or 30 days, whichever is longer.

Jordan Sleepers Heavy-Duty Mechanism, made with heavy gauge steel and minimal moving parts - is backed by a 5-year warranty on the mechanism itself, in addition to the lifetime warranty on the rest of the product. If it does become damaged or degraded, the mechanism can be field-replaced. Juno and Trevisa Overbed Tables have a 2-year warranty.

15. Export Packing Charges

Quoted upon request

16. Terms and Conditions of Government Commercial Credit Card

ACCEPTANCE: KRUG will accept the government commercial credit card but will not Offer any additional discount for orders placed using the credit card

17. Term and Conditions of Rental Maintenance and Repair.

N/A

18. Term and Conditions of Installation

N/A

19. Term and Conditions of Repair

N/A

20a. Term and Conditions for any other services

N/A

20. Service and Distribution points

Call contractor

21. Participating Dealers

Call contractor

22. Preventative Maintenance

N/A

23. Environmental Attributes

Krug maintains a program to reduce the impact on the environment of our products and operations.

24. Data Universal Number System (DUNS) number

251476669

25. Notification regarding registration in SAM.

Krug Inc.'s registration in SAM is current, accurate and valid.

26 Cage Code: 37310

V2 MODULAR | TABLE OF CONTENTS

I GSA TERMS & CONDITIONS

V2 MODULAR

3 Environmental Summary

4 Features & Options

8 Power Options

13 Modular Configurations

14 Seating Capacities

16 Sample Configurations

18 Rectangular & Arc Tables

19 Wave Tables

20 Curve Tables

20 Swept Tables

22 Trapezoid & Curved Trapezoid Tables

23 Visio Tables

24 Square & Round Tables

26 Connecting Tops

27 Modesty Panels

29 Legs & Power

30 PowerPorts

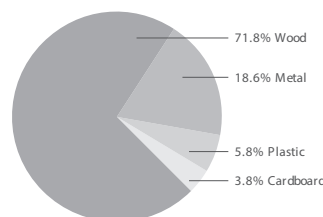
34 Media

V2 | ENVIRONMENTAL SUMMARY

LEED CERTIFICATION



MATERIAL CONTENT:



PRE-CONSUMER
RECYCLED CONTENT - 78.9%

POST-CONSUMER
RECYCLED CONTENT - 21.1%

		CONTRIBUTES To
Credit 2.1 - 2.2	Construction Waste Management	1-2 point(s)
Credit 3.3	Resource Reuse	1 point
Credit 4.1	Recycled Content	1 point
Credit 4.2	Recycled Content	1 point
Credit 4.5	Low Emitting Materials, (MUST BE REQUESTED)	
	Composite Wood & Laminate Adhesives	1 point
Credit 5.1	Regional Materials*	1 point
Credit 6	Rapidly Renewable Materials (MUST BE REQUESTED)	1 point
Credit 7	Certified Wood (MUST BE REQUESTED)	1 point

*This credit is only applicable if in total 20% of the combined value of the procurement of construction materials and in the furniture are manufactured within a radius of 500 miles. This credit will apply if the installation of the finished product occurs within 500 miles of Kitchener, Ontario.



level® CERTIFICATION

BIFMA's e3 Furniture Sustainability Standard is a voluntary, multi-attribute standard that measures the degree of sustainability of furniture. This standard evaluates product and company environmental attributes and compliance systems in a wide range of elements which include Materials, Energy & Atmosphere, Human & Ecosystem Health and Social Responsibility. V2 products have earned level®, BIFMA's sustainability certification program for furniture, certification through third-party verification against the e3 standard. All V2 products can be supplied with level® certification. In order to accomplish this, the product must also be ordered with the air-emissions-certification option. Contact customer service for information and upcharges.



the mark of responsible forests

AIR-EMISSIONS

All V2 products can be supplied with air-emissions-certified materials. Contact customer service for information and upcharges.

FSC®

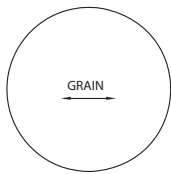
FSC® In 2005, Krug received Forest Stewardship Council® (FSC®) Chain-of-Custody certification for our manufacturing facilities. The FSC® Chain-of-Custody tracks certified wood from seedling to final sale. It verifies that the material for our FSC® certified products only come from well-managed, FSC®-certified forests and other controlled sources. FSC® is dedicated to the promotion of responsible forest management worldwide helping to take care of forests for future generations. V2 and other Krug products can be specified with FSC® Certification. Contact customer service for further information, pricing and lead times..



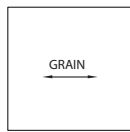
In addition, architects, designers, and building professionals can specify FSC®-certified products in order to achieve a point from the U.S. Green Building Council's Leadership in Energy and Environmental Design (LEED) Rating System.

V2 MODULAR | FEATURES & OPTIONS

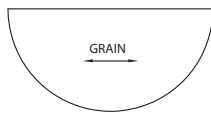
MODULAR TOP SHAPES



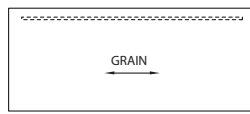
Round



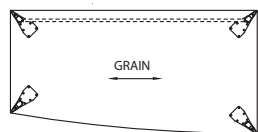
Square



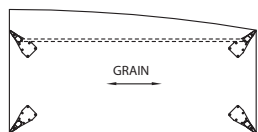
Half Round



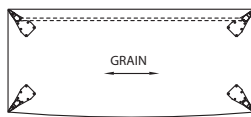
Rectangular



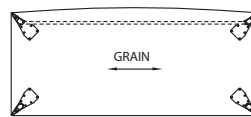
Swept (Left shown)



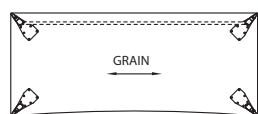
Curve (Left shown)



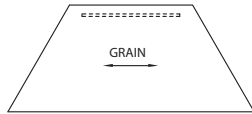
Wave



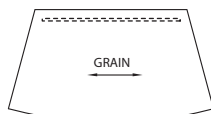
Arc



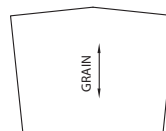
Wave Inverted



Trapezoid



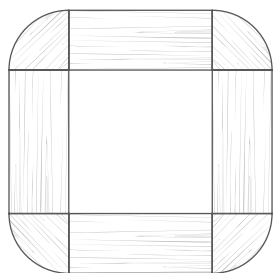
Curved Trapezoid



Visio End

Dotted line depicts which side modesty panel is available on. Round, Curved Trapezoid and Visio End are not available with modesty panels. Grommets, Surface Modules, PowerPorts and Ports when specified are positioned on the same side as the modesty panel. Please note on the Curve tables that the back leg on the longer edge is set back 6" from the back edge.

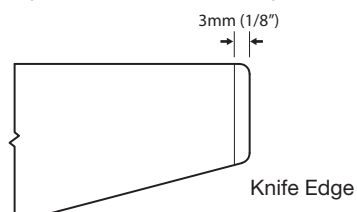
GRAIN DIRECTION - WOOD VENEER AND WOOD GRAIN LAMINATE



Please note: On V2 corner CONNECTOR TABLES, the grain runs at 45° angle. For all other V2 Modular Meeting Tables, the grain runs lengthwise, except for Curved Trapezoid, and Visio End where the grain runs up and down. For wood modesty panels the grain runs vertically.

EDGE OPTIONS – MODULAR TABLES

V2 product offers 12 table tops in Wood or Laminate with a distinct Knife edge profile.



Top thickness - 1 1/8"

V2 MODULAR | FEATURES & OPTIONS

WOOD FINISH

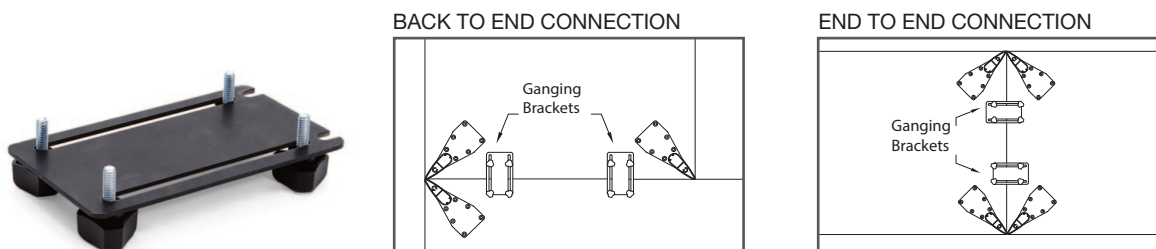
A five step catalyzed varnish finish that when dry has a sheen value of 32° is applied to all V2 Modular table tops.

METAL FINISH

V2 components are comprised of satin anodized and powder coated Silver Metallic finishes.

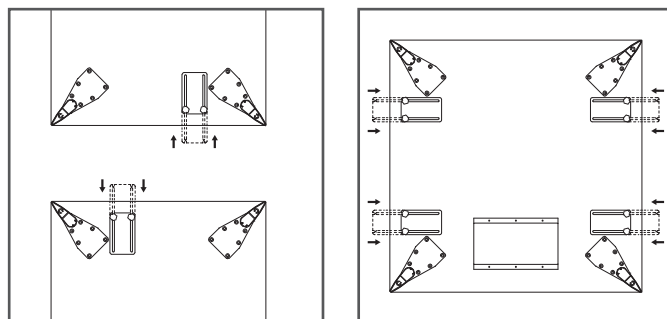
GANGING MODULE

Ganging Modules are recommended when 2 or more tables are being joined to one another. These ganging modules should be ordered along with the tables as a separate line item on the order. All tables come pre-drilled for ganging capabilities. Please note corner connector tops without legs are supplied with an alternative mounting plate. Corner connector tops with legs require ganging modules. The Ganging Modules can be used to prevent movement of the tables, enhance stability and keep the legs perfectly aligned. It is recommended to use 2 brackets per seam.



SELF STORING

The Ganging Module can be neatly tucked underneath the table and re-fastened when not being used, to join to another table in the future. This allows the flexibility and reconfigurability of the V2 Modular line when wanting to add or subtract tables from existing table configurations.



PACKAGING

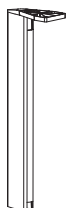
V2 packaging features recycled and recyclable cardboard. The product is shipped as separate components - legs are cartoned separate from table top.

However, the electrical is shipped already installed on table top. Table legs have to be attached to table top surface after delivery.

LEG OPTIONS

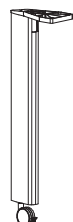
The V2 aluminum leg fastens to a die cast mounting plate. The mounting plate has a polished surface and is attached to the underside of the table using machine bolts. The mounting plate is 9 3/8" deep and tapers from 4" wide to 1/4" diameter and is 9/16" thick.

See Page 94 for wire management feature.



V2 LEGS WITH GLIDES

The V2 Modular legs come with the adjustable glides. There is 2 1/4" of height adjustment and these glides can be adjusted with 5/8" wrench.



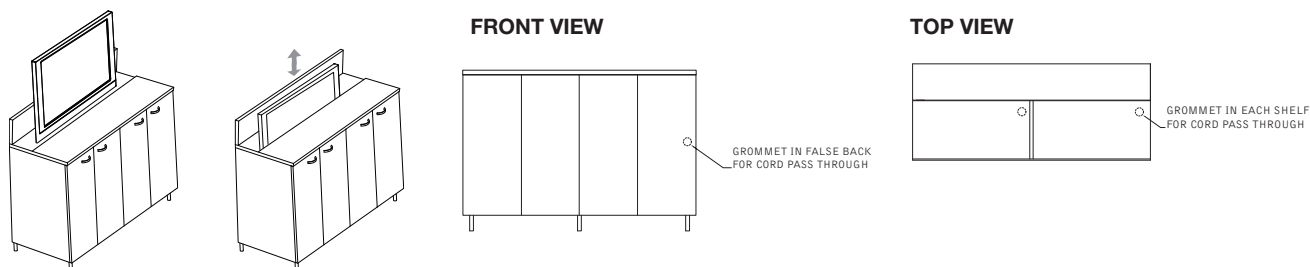
V2 LEGS WITH CASTERS

The V2 Modular legs come with 2" casters in a Silver Metallic finish. They have the ability to lock with a foot release lever located at the base of the wheel.

V2 MODULAR | FEATURES & OPTIONS

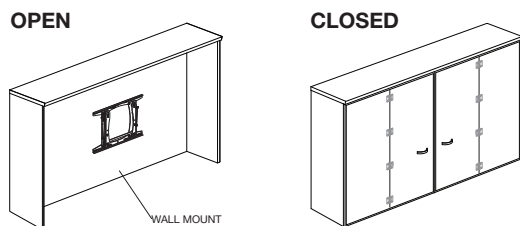
PLASMA SCREEN CABINETS

- 72" cabinets accommodate flat screen televisions up to 130lbs with dimensions no greater than 51 1/4" x 4 3/4" x 30"
- The 20" deep units do not come with storage shelves
- 24" deep units come with 4 shelves that measure 34 1/2" wide x 12 7/16" deep
- Grommet cut-outs are on each shelf for cord pass through
- Grommet cut-out is on center partition for cord pass through
- Comes with remote control to raise and lower television
- The remote has a radio frequency with 15 ft. operating distance



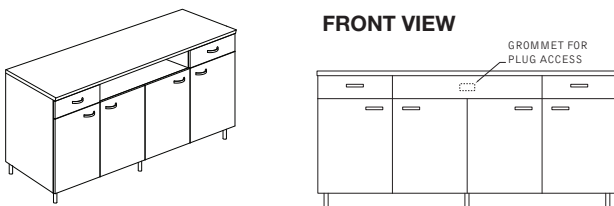
MEDIA HUTCHES

- 75" media hutches accommodate flat screen televisions up to 200lbs with dimensions no greater than 65" x 9" x 40"
- Media Hutches come standard with television wall mount
- The teardrop holes in the mount allow for quick connect/disconnect of the screen, thus simplifying installation and maintenance processes
- This display can be pulled and tilted by hand into any position from 0° to 15° tilt range and/or remain stationary



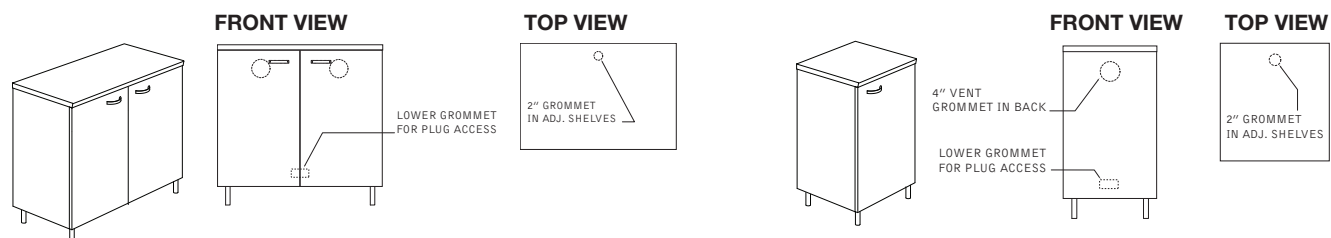
MEDIA BUFFETS

- Come with option of locks for an upcharge of **\$152 List**
- Opening on media buffet (space between drawers) measures 37 5/16" wide, 5 13/16" high
- Media buffets have an adjustable shelf that comes standard when ordered. Adjustable shelves are shipped in the middle position and are 1 3/16" thick.
- A grommet cut-out comes standard in the center of the media buffet opening
- Drawer depths measure 2.5" in depth, 15 3/16" wide



MEDIA PEDESTALS

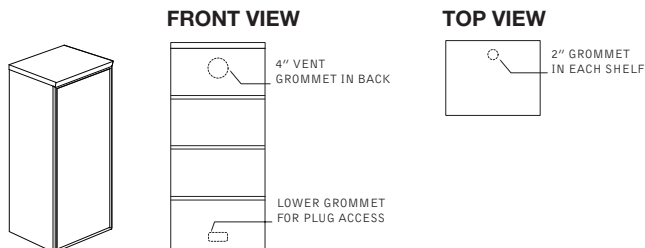
- Grommet cut-outs are on each shelf
- Grommet cut-outs are on the top of the back and lower bottom of the back for wire pass through and plug access
- Come standard with two storage shelves



V2 MODULAR | FEATURES & OPTIONS

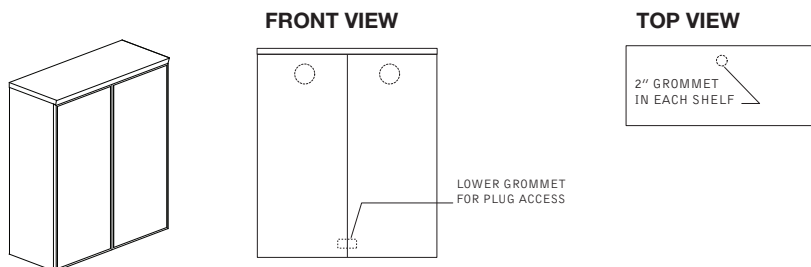
MEDIA PIERS - SINGLE

- Single 19" storage unit stacks on top of the work surface
- Media Piers should be used in conjunction with media pedestals
- Come standard with touch latch doors
- Grommet cut-outs are on every shelf in media piers at the back of each shelf
- Grommet cut-outs are on the top of the back and the lower back for plug and wire access



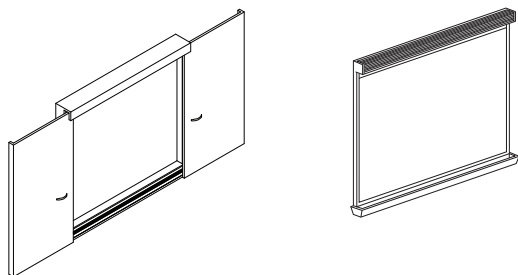
MEDIA PIERS - DOUBLE

- Double media piers are 36" wide with wood doors
- Come standard with touch latch doors
- Grommet cut-outs are on every shelf in media piers and at the back of each shelf
- Grommet cut-outs are on the top of the back and lower back for plug and wire access



VISUAL BOARDS & WHITE BOARD

- Includes white board and four dry erase markers.
- Doors slide straight out to the side
- Wall mountable that includes a roll-out presentation screen.



EDGE PROFILES - CONFERENCE ROOM CASEGOODS

V2 Conference Room Casework worksurfaces feature the Fino profile at 1 1/8" thickness.



DRAWER PULL

Four drawer pull styles are available on V2 Conference Room Casework Visual Boards, Plasma Screen Cabinet, Media Hutch with doors, Media Buffet and Media Pedestals: Como, Mira, Sono and Massa. The four drawer pull styles are only available in a satin metallic finish. Please note pull selection on Purchase Order. Orders will not be entered until a pull is specified.

SONO

MIRA

COMO

MASSA



V2 MODULAR | POWER OPTIONS



POWERPORT

The V2 Modular PowerPort made from aluminum and featuring a hinged lid, provides a functional and attractive solution for connectivity. The PowerPort comes standard 2 accessible power outlets & 1 side utility outlet powered by a 10' plug-in cord; 2 RJ45 (category 5/6) each with hard wired 10' data cords; 2 velcro wire managers and metal PowerPort shroud.

The PowerPort is a UL/CSA-approved power/data power bar, (Port) which includes three 115-volt electrical convenience outlets, and two RJ45 communication ports - all easily accessed just under the worksurface. The PowerPort is Category 5/6 compatible.

The PowerPort can be specified without the power bar (Port), to serve as a grommet for wire management, or to enable future power-up of the tables. It is 7.5" wide by 4" long, and features an aluminum hinged lid that is designed to be in the closed position when cables pass through to the plug-in. The PowerPort can accommodate multiple cables at once, as well as transformer plugs, through the worksurface.

Power cord is 10 ft. long, data cable is 14 ft. long.

PowerPorts can be specified in 3 different locations (left, right or center) depending on the size of the meeting table surface. On surfaces that are smaller than 60", PowerPorts are available only in the center position.

See Page xx for options and location codes for selecting the PowerPort location for each table top.



SURFACE MODULE

The V2 Surface Module is a lower cost alternative to the PowerPort. It is compact and convenient and positions the plug-in on the worksurface itself, instead of underneath it.

A Surface Module comes with two power receptacles above the work surface and one power receptacle below the work surface, which allows you to connect power to additional tables or configurations. In addition the Surface Module also comes with one USB Port - one USB printer port, one RJ11 and one RJ45. Each receptacle has a 12 Amp, 120 Volt, 60Hz capacity and comes standard with a 10' heavy duty power cord with a right angle plug.

The Surface Module has an angled face, that's easy to see and operate. The RJ45 Port allows connection to High Speed DSL or Internet and provides access to cable modem, network or internet router. In addition, a power plug exists for cell phone and laptop. There are two USB Ports - one for input and one for output to accommodate almost any electrical needs. The surface module is available in a black finish only.

Surface Modules can be specified in 3 different locations (Left, Right or Center) depending on the size of the meeting table surface. On surfaces that are smaller than 60", Surface Modules are available only in the center position.

See Page 90 for options and location codes for selecting the Surface Module location for each table top.



ROUND GROMMET

A round grommet with an open and shut mousehole serves to provide cable passage for areas not requiring a large opening.

Round grommet Silver Metallic, 60 mm dia. (2 3/8" approx.)

Round grommets do not provide electrical service.

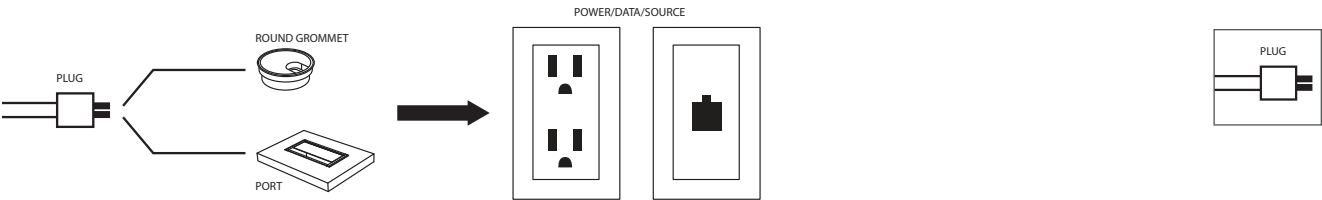
Grommets can be specified in 3 different locations (left, right or center) depending on the size of the meeting table surface. On surfaces that are smaller than 60", grommets are available only in the center position.

One round grommet per table is provided at no charge, additional round grommets are available for an upcharge of **\$152 list** per grommet.

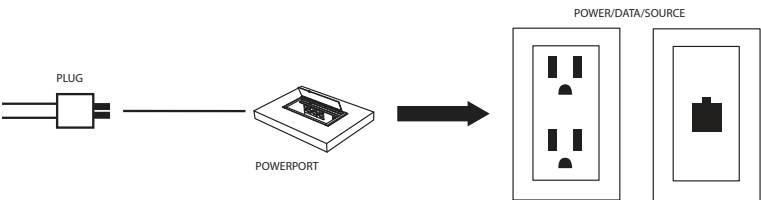
See Page 90 for options and location codes for selecting the Grommet location for each table top.

V2 MODULAR | POWER OPTIONS


SCENARIO 1



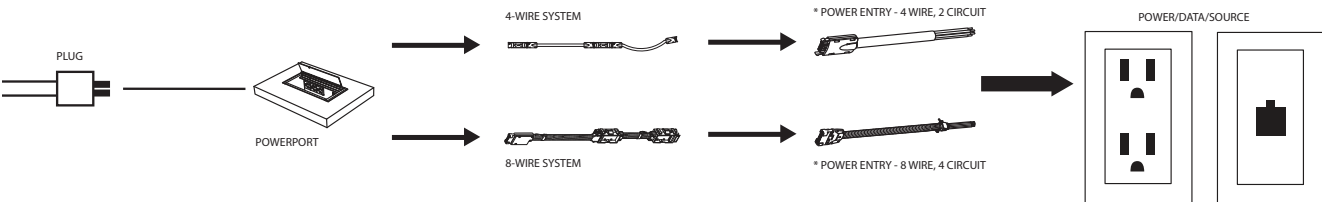
SCENARIO 2



SCENARIO 3



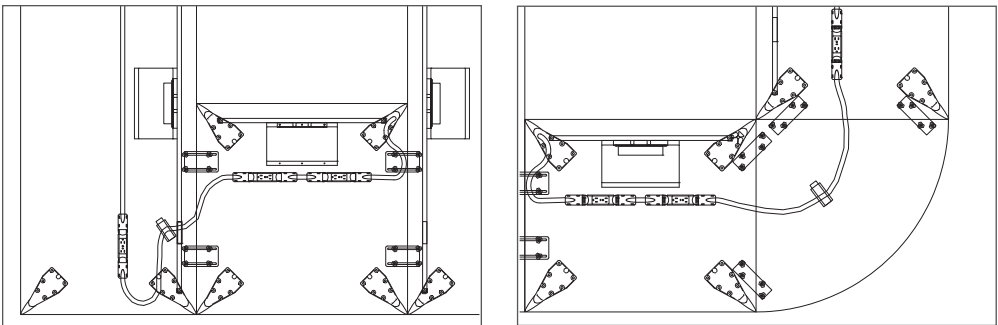
SCENARIO 4



*Power Entry (4 wire, 2 circuit and 8 wire, 4 circuit) are hard wired to power source in the wall or floor.

WIRING SOLUTIONS AND TABLE CONFIGURATIONS

Below are 2 configurations which demonstrate the 4-Wire System, where the 42" Jumper is required on the underside of the table. Same layout applies to the 8-Wire System.

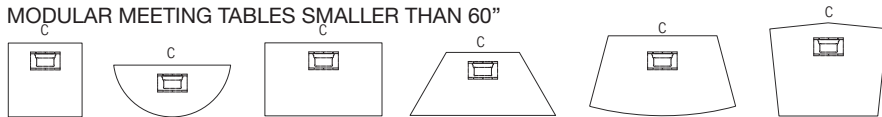


V2 MODULAR | POWER OPTIONS

Non-standard locations can be specified, although there are restrictions due to leg positions, and modesty panel positions. An upcharge of **\$152 list** per non-standard grommet is applicable, contact Customer Service for assistance. Modular Table Tops smaller than 60" have the power access available only in the 'C' position. Table tops greater than 60" can have the power access specified in as many as three locations (AR, AL and C). The only exception to this rule is the 36" visio tables which can be specified with three power access positions, AR- right corner, AL- left corner, and C- center.

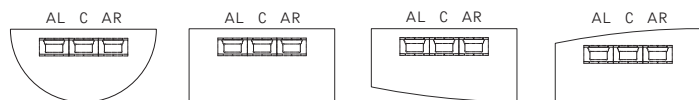
POWERPORT/PORT POSITIONS -Modesty Panels are shown on the same side as the PowerPort/Ports.

MODULAR MEETING TABLES SMALLER THAN 60"

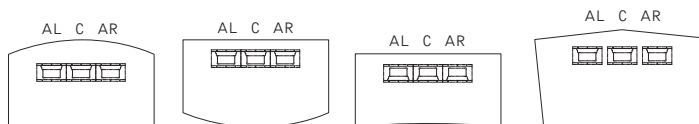


Square Half Round Rectangular Trapezoid Curved Trapezoid 24" & 30" Visio

MODULAR MEETING TABLES 60" OR LARGER



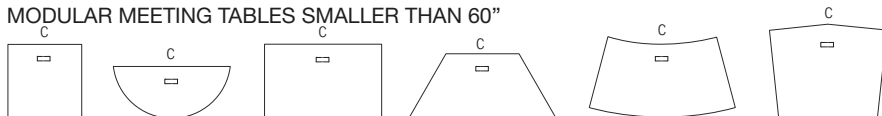
Half Round Rectangular Swept Curve



Arc Wave Wave Inverted 36" Visio

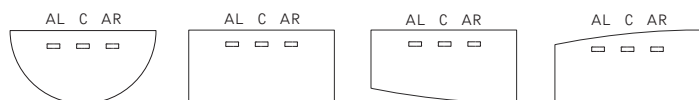
SURFACE MODULE/GROMMET POSITIONS - Modesty Panels are shown on the same side as the Surface Modules.

MODULAR MEETING TABLES SMALLER THAN 60"

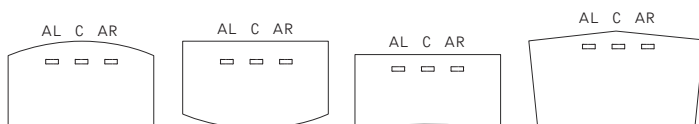


Square Half Round Rectangular Trapezoid Curved Trapezoid 24" & 30" Visio

MODULAR MEETING TABLES 60" OR LARGER




Half Round Rectangular Swept Curve



Arc Wave Wave Inverted 36" Visio

Modesty Panels are shown on the same side as the Round Grommets. One round grommet per table is provided at no charge, additional round grommets are available for an upcharge of **\$152 list** per grommet in standard positions.

V2 MODULAR | POWER OPTIONS



4-WIRE SYSTEM

The 4-Wire System is a economical power distribution solution that is easy to specify, install, and re-configure.

Features:

- 4-wires, 2 circuits, 20 Amps each
- 13 - duplex receptacles per circuit, 26 - 15 Amp duplex receptacles per power infeed maximum
- Easy to specify
- Easy to install and reconfigure
- Requires less space
- UL Listed as a Manufactured Wiring System
- More economical than 8-wire system
- RoHS Compliancy available upon request; Cradle to Cradle

61EC4-30 - 4 wire, 2 circuit system, 30" table

61EC4-36 - 4 wire, 2 circuit system, 36" table

61EC4-42 - 4 wire, 2 circuit system, 42" table


61EC4-48 - 4 wire, 2 circuit system, 48" table

61EC4-54 - 4 wire, 2 circuit system, 54" table

61EC4-60 - 4 wire, 2 circuit system, 60" table

61EC4-66 - 4 wire, 2 circuit system, 66" table

61EC4-72 - 4 wire, 2 circuit system, 72" table



8-WIRE SYSTEM

The 8-Wire System offers a high quality, cost effective answer to your power distribution needs. The modular system is adaptable to all architectural elements. The modularity of the System makes it simple to specify, order and install.

Features:

- UL recognized & listed
- Approved for use in New York City
- RoHS compliancy available upon request; cradle to cradle
- 20 Amp system available in 4 circuit configurations
- Allows for up to 52 duplex receptacles or desktop accessories using Interconnect.

Can be used independently with grommet or PORT0.

61EC8-30 - 8 wire, 4 circuit system, 30" table

61EC8-36 - 8 wire, 4 circuit system, 36" table

61EC8-42 - 8 wire, 4 circuit system, 42" table

61EC8-48 - 8 wire, 4 circuit system, 48" table

61EC8-54 - 8 wire, 4 circuit system, 54" table

61EC8-60 - 8 wire, 4 circuit system, 60" table

61EC8-66 - 8 wire, 4 circuit system, 66" table

61EC8-72 - 8 wire, 4 circuit system, 72" table

All Krug's power access options can be used with or without the 4-Wire or 8-Wire System. These components can be ordered together, or at a later date as your power requirements change.

4-WIRE AND 8-WIRE - 42" JUMPERS

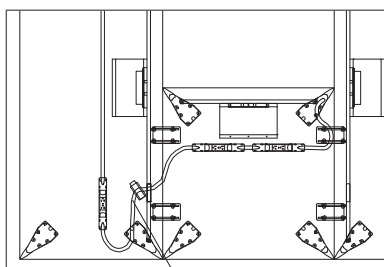
These longer jumper cables are required when connecting one table from the back to the end of another table using either the 4-Wire or 8-Wire System. These jumper cables allow you to daisychain each wired table to the next.



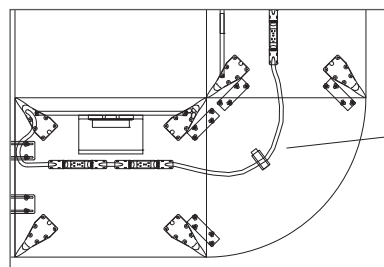
4-Wire
Power Entry



8-Wire
Power Entry



42" Jumper



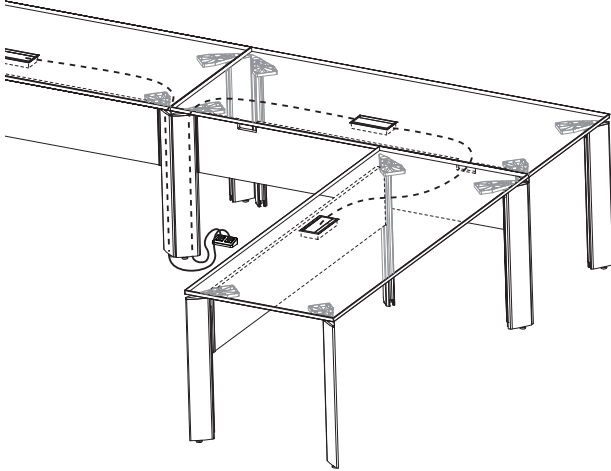
42" Jumper

V2 MODULAR | POWER OPTIONS


Modesty panels are available with or without grommets.

Grommets on modesty panels are required for electrified tables that are positioned such that modesty panels are overlapping, so that cabling can pass through the overlapping modesty panels. Wiring either at 90° corners (when corner connector tables aren't used) or tables that are face-to-face adjoining require modesty panels to be ordered with grommets. Below is an example showing wiring passing through one table to another via a modesty panel with grommets.

Typical layouts when modesty panels with grommets are required below.



Typical layout with modesty panels without grommets below.



WIRE MANAGEMENT

Wires are channeled through the leg and concealed with a snap-on cover which allows cord access to the top and bottom when required.


There is 2.2 in² of wire management capacity in the interior of the leg. Available with glides or casters.



V2 MODULAR | MODULAR CONFIGURATIONS

This is a sampling of some of the possible configurations in the V2 Modular Meeting Line

WAVE WITH
RECTANGULAR
TABLES



Model Number Qty.
61THW-7236 2
61THRT-7236 2

WAVE WITH
RECTANGULAR
TABLES



Model Number Qty.
61THW-7236 2
61THRT-7224 2

WAVE WITH
RECTANGULAR TABLES



Model Number Qty.
61THRT-7236 4
61THW-7236 2

WAVE WITH WAVE
INVERTED TABLES



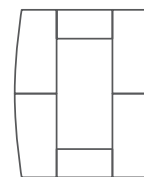
Model Number Qty.
61THW-7236 2
61THWI-7236 2

WAVE WITH
SWEPT TABLES



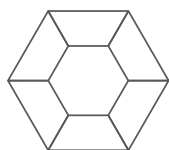
Model Number Qty.
61THW-6030 1
61THS-7236R 1
61THS-7236L 1

SWEPT WITH
RECTANGULAR
TABLES



Model Number Qty.
61THS-7236R 2
61THS-7236L 2
61THRT-4824 2

TRAPEZOID TABLES



Model Number Qty.
61THTZ-72-3636 6

TRAPEZOID TABLES



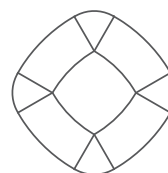
Model Number Qty.
61THTZ60-3030 2

60° CORNER CONNECTOR TOP
WITH TRAPEZOID TABLES



Model Number Qty.
61TC-3030-60 2
61THTZ60-3030 4

60° CORNER CONNECTOR
TABLES WITH CURVED
TRAPEZOID TABLES



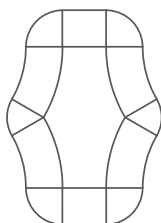
Model Number Qty.
61TC-3030-60 4
61TH30CT-30 4

90° CORNER CONNECTOR
TABLES WITH CURVED
TRAPEZOID TABLES



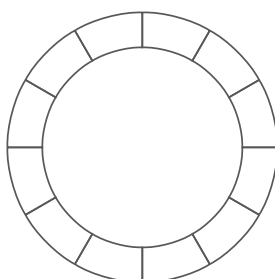
Model Number Qty.
61TC3030-90 2
61TH30CT-3060 6

90° AND 60° CORNER CONNECTOR
TOPS WITH SQUARE AND CURVED
TRAPEZOID TABLES



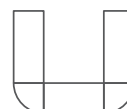
Model Number Qty.
61TC-3030-60 2
61TH30CT-3060 4
61THSQ-3030 2
61TC-3030-90 4

CURVED TRAPEZOID



Model Number Qty.
61TH30CT-3060 12

90° CORNER CONNECTOR
TABLES WITH
RECTANGULAR TABLES



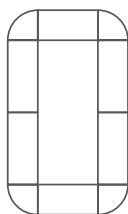
Model Number Qty.
61THRT-6030 1
61THRT-7230 2
61TC-3030-90 2

90° CORNER CONNECTOR
TABLES WITH
RECTANGULAR TABLES



Model Number Qty.
61TC-3636-90 1
61THRT-7236 2

90° CORNER CONNECTOR
TABLES WITH
RECTANGULAR TABLES



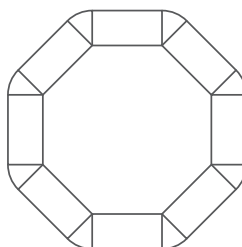
Model Number Qty.
61THRT-7236 4
61TC-3636-90 4

VISIO END WITH
RECTANGULAR TABLES



Model Number Qty.
61THV-24 1
61THRT-7224 4

45° CORNER CONNECTOR TOP
WITH RECTANGULAR TABLES



Model Number Qty.
61TC-2424-45 8
61THRT-4824 8

HALF ROUND WITH
RECTANGULAR TABLES








Model Number Qty.
61THDH-6030 2
61THRT-6030 2

HALF ROUND
TABLES



Model Number Qty.
61THDH-6030 2









V2 MODULAR | SEATING CAPACITIES

Description	Top Size		Approx. Seating for long side Without modesty panel	Approx. Seating for End	Approx. Seating for Total Stand Alone
	Length	Width			
Square 	30	30	1	1	4
	36	36	1	1	4
	42	42	1	1	4
	48	48	1	1	4
Round 	36 DIA	N/A	1	1	4
	42 DIA	N/A	1	1	4
	48 DIA	N/A	1	1	4
	54 DIA	N/A	1	1	4
Half Round 	48	24	2	1	3
	60	30	2	2	4
Rectangular 	48	24	1	0	2
	54	24	1	0	2
	60	24	2	0	4
	66	24	2	0	4
	72	24	2	0	4
	48	30	1	1	4
	54	30	1	1	4
	60	30	2	1	6
	66	30	2	1	6
	72	30	2	1	6
	54	36	1	1	4
	60	36	2	1	6
	66	36	2	1	6
	72	36	2	1	6
Arc 	60	30-36	2	1	6
	72	30-36	2	1	6
	60	36-42	2	1	6
	72	36-42	2	1	6

ORDERING NOTES

If a modesty panel is used, there is no seating capacity on that side of the table. To establish seating capacities, an outside chair dimension of 24" has been used, plus an allowance of 5" between chairs, for a total of 29". This is an approximation and based on seating with 5 prong bases. When using chairs with different specifications be sure to adjust the approximate seating capacity accordingly. Since not all manufacturers use this same seating formula, when a seating capacity is in question, please contact Krug Customer Service to review the specific seating that is being used with Krug V2 Modular product.

V2 MODULAR | SEATING CAPACITIES

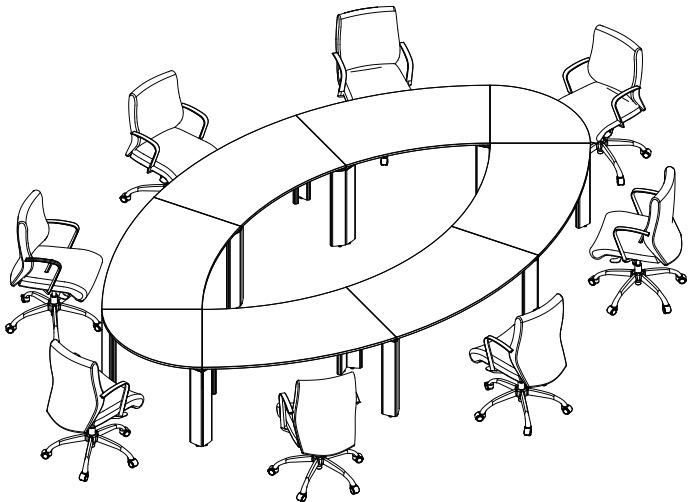
Description		Top Size		Approx. Seating for long side Without modesty panel	Approx. Seating for End	Approx. Seating for Total Stand Alone	
		Length	Width				
Swept		60	36-30	2	1	6	
		72	36-30	2	1	6	
Curve							
							
Wave		60	30-31.5	2	1	6	
		72	30-31.5	2	1	6	
Wave Inverted		60	30-28.5	2	1	6	
		72	30-28.5	2	1	6	
Trapezoid		48	24	1	1	4	
		60	24	1	1	4	
		48	30	1	1	4	
		60	30	1	1	4	
		72	36	1	1	4	
Curved Trapezoid		60	30	2	1	5	
							
Visio End		24	N/A	1	1	5	
		30	N/A	1	1	5	
		36	N/A	2	1	6	
Corner		45°	24	24	1	0	N/A
Connecting Top			30	30	1	0	N/A
			36	36	1	0	N/A
		60°	24	24	1	0	N/A
			30	30	1	0	N/A
			36	36	1	0	N/A
(with or without legs)		90°	24	24	1	0	N/A
			30	30	1	0	N/A
			36	36	1	0	N/A

ORDERING NOTES


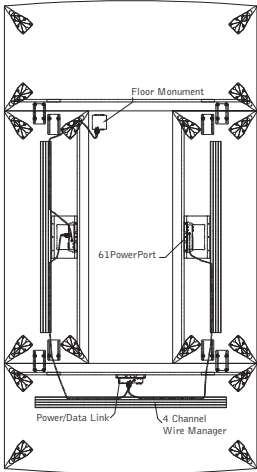
If a modesty panel is used, there is no seating capacity on that side of the table. To establish seating capacities, an outside chair dimension of 24" has been used, plus an allowance of 5" between chairs, for a total of 29". This is an approximation and based on seating with 5 prong bases. When using chairs with different specifications be sure to adjust the approximate seating capacity accordingly. Since not all manufacturers use this same seating formula, when a seating capacity is in question, please contact Krug Customer Service to review the specific seating that is being used with Krug V2 Modular product.

V2 MODULAR | SAMPLE CONFIGURATIONS

Model	QTY	Laminate with PVC Edge	Laminate with Wood Edge	Rift Oak, Cherry, Maple, Walnut	Anigre
61TC-3030-90-Q2	2	1168	1283	1283	1478
61TH30CT-3060	6	2023	2221	2221	2555
TABLE CONFIGURATION TOTAL		14474	15892	15892	18286



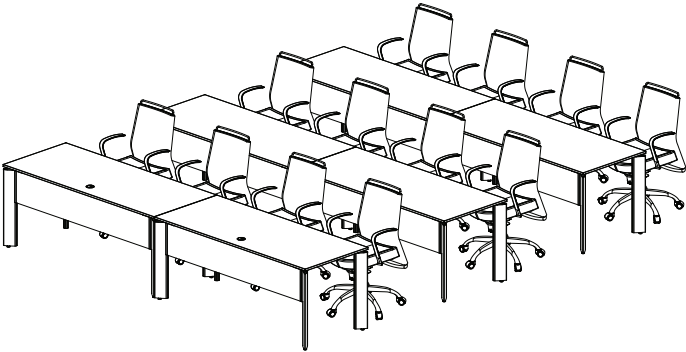
Model	QTY	Laminate w/ PVC Edge	Laminate w/ Wood Edge	Rift Oak, Cherry, Maple, Walnut	Anigre
61THW-7236-X21	(2)	2513	2847	2847	3206
PowerData/Link in Position "C"	1	348	348	348	348
61THRT-7224-X21	(2)	2214	2515	2515	2822
PowerPort in a "C" position	(2)	952	70	952	952
TABLE TOTAL LIST		11706	11212	12976	14308
62CMBU-752435-13	1	N/A	N/A	7806	8936
62CMHTO-751541	1	N/A	N/A	4718	5425
62CMP-362035-11	(2)	N/A	N/A	3788	8709
62CMPR-361541G	(2)	N/A	N/A	4084	6410
TABLE CONFIGURATION TOTAL				28268	44599




V2 MODULAR | SAMPLE CONFIGURATIONS

Model	QTY	Laminate w/ PVC Edge	Laminate w/ Wood Edge	Rift Oak, Cherry, Maple, Walnut	Anigre
61THRT-7224-X29	6	2105	2405	2405	2713
Grommet in "C" Position	*	0	0	0	0
TABLE CONFIGURATION TOTAL		12630	14430	14430	16278

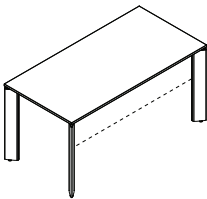
* One Grommet position comes standard at no charge per table.



Model	QTY	Laminate with PVC Edge	Laminate with Wood Edge	Rift Oak, Cherry, Maple, Walnut	Anigre
61THS-7236R	2	2055	2387	2387	2745
61THS-7236L	2	2055	2387	2387	2745
TABLE CONFIGURATION TOTAL		8220	9548	9548	10980

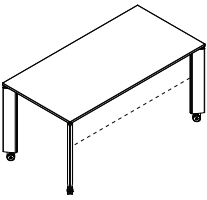


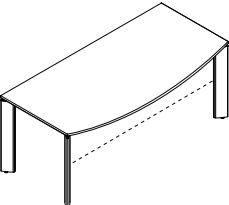
V2 MODULAR | RECTANGULAR & ARC TABLES

Description	Model	Laminate W/ PVC Edge	Laminate W/ Wood Edge	Rift Oak, Cherry, Walnut, Maple	Anigre	W	D	H	KW	Shipping Weight	Cubic Feet
 Rectangular Table with Glides	61THRT-4824	1468	1611	1611	1854	47.75	23.75	29.25	40.5	60	7.5
	61THRT-5424	1558	1825	1825	2100	53.75	23.75	29.25	46.5	64	8
	61THRT-6024	1607	1883	1883	2166	59.75	23.75	29.25	52.25	68	9
	61THRT-6624	1702	1941	1941	2232	65.75	23.75	29.25	58.5	72	9.5
	61THRT-7224	1755	2056	2056	2362	71.75	23.75	29.25	64.25	88	10
	61THRT-4830	1514	1662	1662	1911	47.75	29.75	29.25	40.5	68	8.5
	61THRT-5430	1584	1929	1929	2219	53.75	29.75	29.25	46.5	73	9.5
	61THRT-6030	1654	1985	1985	2281	59.75	29.75	29.25	52.25	78	10
	61THRT-6630	1752	2028	2028	2329	65.75	29.75	29.25	58.5	88	11
	61THRT-7230	1808	2118	2118	2436	71.75	29.75	29.25	64.25	93	11.5
	61THRT-6036	1833	2195	2195	2526	59.75	35.75	29.25	52.25	99	12.5
	61THRT-7236	1913	2297	2297	2639	71.75	35.75	29.25	64.25	105	13

ORDERING NOTES

Rectangular tables are available with a modesty panel that runs with the grain on one side only. Please see page 109 for options and upcharges.

 Rectangular Table with Casters	61THRT-4824-M	1570	1713	1713	1968	47.75	23.75	29.25	40.5	60	7.5
	61THRT-5424-M	1661	1927	1927	2217	53.75	23.75	29.25	46.5	64	8
	61THRT-6024-M	1708	1985	1985	2281	59.75	23.75	29.25	52.25	68	9
	61THRT-6624-M	1803	2040	2040	2347	65.75	23.75	29.25	58.5	72	9.5
	61THRT-7224-M	1856	2158	2158	2481	71.75	23.75	29.25	64.25	88	10
	61THRT-4830-M	1617	2032	2032	2337	47.75	29.75	29.25	40.5	68	8.5
	61THRT-5430-M	1685	2086	2086	2397	53.75	29.75	29.25	46.5	73	9.5
	61THRT-6030-M	1755	2107	2107	2422	59.75	29.75	29.25	52.25	78	10
	61THRT-6630-M	1854	2130	2130	2448	65.75	29.75	29.25	58.5	88	11
	61THRT-7230-M	1909	2219	2219	2554	71.75	29.75	29.25	64.25	93	11.5
	61THRT-6036-M	1932	2298	2298	2640	59.75	35.75	29.25	52.25	99	12.5
	61THRT-7236-M	2016	2396	2396	2756	71.75	35.75	29.25	64.25	105	13

 Arc Table with Glides	61THA-4824	1584	1743	1743	2002	47.75	29.75	29.25	40.5	63	8.5
	61THA-5424	1795	1971	1971	2269	53.75	29.75	29.25	46.5	68	9.5
	61THA-6024	1853	2033	2033	2340	59.75	29.75	29.25	52.25	73	10
	61THA-6624	1908	2094	2094	2410	65.75	29.75	29.25	58.5	83	11
	61THA-7224	2020	2219	2219	2554	71.75	29.75	29.25	64.25	88	11.5
	61THA-4830	1633	1792	1792	2062	47.75	35.75	29.25	40.5	71	10
	61THA-5430	1897	2086	2086	2396	53.75	35.75	29.25	46.5	77	10.5
	61THA-6030	1949	2143	2143	2464	59.75	35.75	29.25	52.25	83	11.5
	61THA-6630	1991	2191	2191	2517	65.75	35.75	29.25	58.5	94	12.5
	61THA-7230	2084	2286	2286	2632	71.75	35.75	29.25	64.25	100	13

DIMENSION KEY

W - width

D - depth

H - height of worksurface

KW - kneehole width

Dimensions are in inches and are plus or minus 1/8".

Contact Customer Service if dimensions are critical.

See page 346 for Krug Express program.

STANDARD FINISHES

For a complete list of standard wood finishes please see page 347.

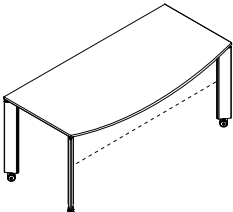
MODESTY PANELS

Please see page 109 for options and upcharges.

VENEER TOPS

Please note when ordering wood veneer tables, these tables can only be ordered with a wood edge.

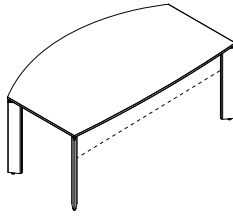
V2 MODULAR | ARC & WAVE TABLES

Description	Model	Laminate W/ PVC Edge	Laminate W/ Wood Edge	Rift Oak, Cherry, Walnut, Maple	Anigre	W	D	H	KW	Shipping Weight	Cubic Feet
	61THA-4824-M	1676	1841	1841	2117	47.75	29.75	29.25	40.5	63	8.5
	61THA-5424-M	1885	2072	2072	2385	53.75	29.75	29.25	46.5	68	9.5
	61THA-6024-M	1944	2134	2134	2457	59.75	29.75	29.25	52.25	73	10
	61THA-6624-M	1999	2195	2195	2527	65.75	29.75	29.25	58.5	83	11
	61THA-7224-M	2112	2321	2321	2669	71.75	29.75	29.25	64.25	88	11.5
	61THA-4830-M	1724	1894	1894	2177	47.75	35.75	29.25	40.5	71	10
	61THA-5430-M	1989	2188	2188	2515	53.75	35.75	29.25	46.5	77	10.5
	61THA-6030-M	2042	2242	2242	2580	59.75	35.75	29.25	52.25	83	11.5
	61THA-6630-M	2085	2293	2293	2635	65.75	35.75	29.25	58.5	94	12.5
	61THA-7230-M	2174	2390	2390	2747	71.75	35.75	29.25	64.25	100	13

ORDERING NOTES

Arc tables are available with a modesty panel that runs with the grain on the bow side.

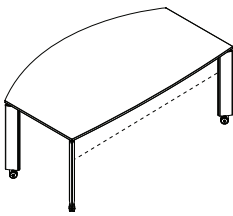
Please see page 26 for options and upcharges. The modesty panel is on the curved section of the bow top and is constructed to have seating on the straight section.

	61THW-6030	1964	2283	2283	2628	59.75	31.25	29.25	52.25	85	11
	61THW-7230	2055	2387	2387	2745	71.75	31.25	29.25	64.25	96	12

ORDERING NOTES

Wave tables are available with a modesty panel on the long straight side only.

Please see page 26 for options and upcharges.

	61THW-6030-M	2053	2386	2386	2743	59.75	31.25	29.25	52.25	85	11
	61THW-7230-M	2140	2488	2488	2861	71.75	31.25	29.25	64.25	96	12

ORDERING NOTES

Wave tables are available with a modesty panel on the long straight side only.

Please see page 26 for options and upcharges.

DIMENSION KEY

W - width
D - depth
H - height of worksurface
KW - kneehole width

Dimensions are in inches and are plus or minus 1/8".
Contact Customer Service if dimensions are critical.

See page 346 for Krug Express program.

STANDARD FINISHES

For a complete list of standard wood finishes please see page 347.

MODESTY PANELS

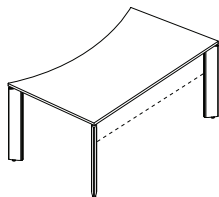
Please see page 109 for options and upcharges.

VENEER TOPS

Please note when ordering wood veneer tables, these tables can only be ordered with a wood edge.

V2 MODULAR | WAVE & CURVE TABLES

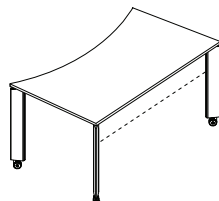
Description	Model	Laminate W/ PVC Edge	Laminate W/ Wood Edge	Rift Oak, Cherry, Walnut, Maple	Anigre	W	D	H	KW	Shipping Weight	Cubic Feet
Wave Inverted	61THWI-6036	1964	2283	2283	2628	59.75	29.75/28.5	29.25	52.25	78	10.5
Table with Glides	61THWI-7236	2055	2387	2387	2745	71.75	29.75/28.5	29.25	64.25	93	11.5



ORDERING NOTES

Wave Inverted tables are available with a modesty panel on the long straight side only.

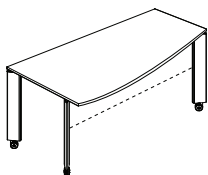
Wave Inverted Table	61THW1-6036-M	2053	2386	2386	2743	59.75	29.75/28.5	29.25	52.25	78	10.5
with Casters	61THW1-7236-M	2140	2488	2488	2861	71.75	29.75/28.5	29.25	64.25	93	11.5



ORDERING NOTES

Wave Inverted tables are available with a modesty panel on the long straight side only.

Curve Table with Glides	61THC-6036R	1991	2191	2191	2517	59.75	35.75/29.75	29.25	52.25	75	12.5
	61THC-6036L	1991	2191	2191	2517	59.75	35.75/29.75	29.25	52.25	75	12.5
	61THC-7236R	2084	2286	2286	2632	71.75	35.75/29.75	29.25	64.25	90	13
	61THC-7236L	2084	2286	2286	2632	71.75	35.75/29.75	29.25	64.25	90	13



ORDERING NOTES

Curve tables are available with a modesty panel on the curved side only.

DIMENSION KEY

W – width
D – depth
H – height of worksurface
KW – kneehole width

Dimensions are in inches and are plus or minus 1/8".
Contact Customer Service if dimensions are critical.

See page 346 for Krug Express program.

STANDARD FINISHES

For a complete list of standard wood finishes please see page 347.

MODESTY PANELS

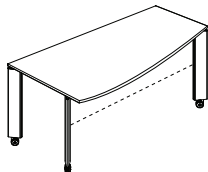
Please see page 109 for options and upcharges.

VENEER TOPS

Please note when ordering wood veneer tables, these tables can only be ordered with a wood edge.

V2 MODULAR | CURVE & SWEEP TABLES

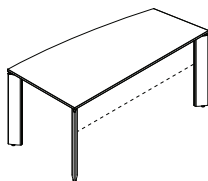
Description	Model	Laminate W/ PVC Edge	Laminate W/ Wood Edge	Rift Oak, Cherry, Walnut, Maple	Anigre	W	D	H	KW	Shipping Weight	Cubic Feet
Curve Table with Casters	61THC-6036R-M	2085	2293	2293	2635	59.75	35.75/29.75	29.25	52.25	75	12.5
	61THC-6036L-M	2085	2293	2293	2635	59.75	35.75/29.75	29.25	52.25	75	12.5
	61THC-7236R-M	2174	2390	2390	2747	71.75	35.75/29.75	29.25	64.25	90	13
	61THC-7236L-M	2174	2390	2390	2747	71.75	35.75/29.75	29.25	64.25	90	13



ORDERING NOTES

Curve tables are available with a modesty panel on the curved side only.

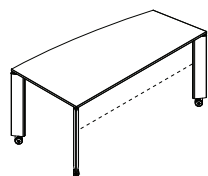
Swept Table with Glides	61THS-6036R	1964	2283	2283	2628	59.75	35.75/29.75	29.25	52.25	75	12.5
	61THS-6036L	1964	2283	2283	2628	59.75	35.75/29.75	29.25	52.25	75	12.5
	61THS-7236R	2055	2387	2387	2745	71.75	35.75/29.75	29.25	64.25	90	13
	61THS-7236L	2055	2387	2387	2745	71.75	35.75/29.75	29.25	64.25	90	13



ORDERING NOTES

Swept tables are available with a modesty panel on the long straight side only.

Swept Table with Casters	61THS-6036R-M	2053	2386	2386	2743	59.75	35.75/29.75	29.25	52.25	75	12.5
	61THS-6036L-M	2053	2386	2386	2743	59.75	35.75/29.75	29.25	52.25	75	12.5
	61THS-7236R-M	2140	2488	2488	2861	71.75	35.75/29.75	29.25	64.25	90	13
	61THS-7236L-M	2140	2488	2488	2861	71.75	35.75/29.75	29.25	64.25	90	13



ORDERING NOTES

Swept tables are available with a modesty panel on the long straight side only.

DIMENSION KEY

W – WIDTH
D – depth
H – height of worksurface
KW – kneehole width

Dimensions are in inches and approximate.
Contact Customer Service if dimensions are critical.

See page 346 for Krug Express program.

STANDARD FINISHES

For a complete list of standard wood finishes please see page 347.

MODESTY PANELS

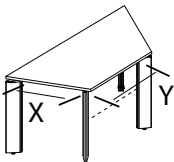
Please see page 109 for options and upcharges.

VENEER TOPS

Please note when ordering wood veneer tables, these tables can only be ordered with a wood edge.

V2 MODULAR | TRAPEZOID & CURVED TRAPEZOID TABLES

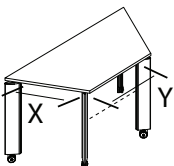
Description	Model	Laminate	Laminate	Rift Oak, Cherry, Walnut, Maple	Anigre	W	D	H	Shipping		Cubic		
		W/ PVC Edge	W/ Wood Edge						KW	Weight	Feet	Y	X
Trapezoid Table with Glides	61THTZ48-2424	1760	1934	1934	2221	47.75	20.75	29.25	40.25	53	7.5	23.75	23.75
	61THTZ60-2424	2058	2257	2257	2601	59.75	20.75	29.25	52	61	9	35.75	23.75
	61THTZ48-3030	1815	1991	1991	2293	47.75	25.75	29.25	40.25	61	8.5	18	29.75
	61THTZ60-3030	2166	2382	2382	2740	59.75	25.75	29.25	52	71	10	29.75	29.75
	61THTZ72-3636	2505	2754	2754	3166	71.75	30.75	29.25	64	86	13	35.75	35.75



ORDERING NOTES

Trapezoid tables are available with a modesty panel on the short side only. Please note that on the trapezoid table the knife edge profile is not present on the angled sides of the table.

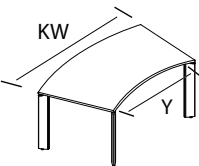
Trapezoid Table with Casters	61THTZ48-2424-M	1861	2034	2034	2341	47.75	20.75	29.25	40.25	53	7.5	23.75	23.75
	61THTZ60-2424-M	2160	2360	2360	2715	59.75	20.75	29.25	52	61	9	35.75	23.75
	61THTZ48-3030-M	1914	2092	2092	2408	47.75	25.75	29.25	40.25	61	8.5	18	29.75
	61THTZ60-3030-M	2268	2483	2483	2854	59.75	25.75	29.25	52	71	10	29.75	29.75
	61THTZ72-3636-M	2609	2854	2854	3285	71.75	30.75	29.25	64	86	13	35.75	35.75



ORDERING NOTES

Trapezoid tables are available with a modesty panel on the short side only. Please note that on the trapezoid table the knife edge profile is not present on the angled sides of the table.

Curved Trapezoid Table with Glides	61TH30CT-3060	2023	2221	2221	2555	32.75	59.5	29.25	51.25	83	8.5	38.5	
	61TH30CT-3066	2065	2271	2271	2610	33	65.75	29.25	57.25	89	10.5	44.5	
	61TH30CT-3072	2161	2374	2374	2728	38.75	71.75	29.25	57.25	99	11.75	41.5	
	61TH30CT-3666	2239	2460	2460	2828	33.5	65.75	29.25	63	95	11.25	50.5	
	61TH30CT-3672	2341	2570	2570	2957	39.25	71.75	29.25	63	106	12.5	47.5	



ORDERING NOTES

Curved Trapezoid tables are not available with a modesty panel option.

DIMENSION KEY

W - width
D - depth
H - height of worksurface
KW - knee hole width

Dimensions are in inches and are plus or minus 1/8".
Contact Customer Service if dimensions are critical.

See page 346 for Krug Express program.

STANDARD FINISHES

For a complete list of standard wood finishes please see page 347.

MODESTY PANELS

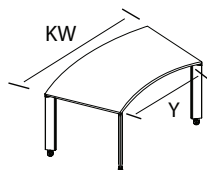
Please see page 109 for options and upcharges.

VENEER TOPS

Please note when ordering wood veneer tables, these tables can only be ordered with a wood edge.

V2 MODULAR | CURVED TRAPEZOID & VISIO TABLES

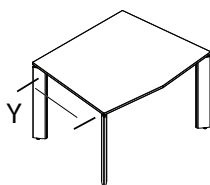
Description	Model	Laminate W/ PVC Edge	Laminate W/ Wood Edge	Rift Oak, Cherry, Walnut, Maple	Anigre	W	D	H	KW	Shipping Weight	Cubic Feet	Y
Curved Trapezoid Table with Casters	61TH30CT-3060-M	2124	2324	2324	2671	32.75	59.5	29.25	51.25	83	8.5	38.5
	61TH30CT-3066-M	2160	2373	2373	2727	33	65.75	29.25	57.25	89	10.5	44.5
	61TH30CT-3072-M	2252	2473	2473	2847	38.75	71.75	29.25	57.25	99	11.75	41.5
	61TH30CT-3666-M	2329	2562	2562	2946	33.5	65.75	29.25	63	95	11.25	50.5
	61TH30CT-3672-M	2432	2671	2671	3073	39.25	71.75	29.25	63	106	12.5	47.5



ORDERING NOTES

Curved Trapezoid tables are not available with a modesty panel option.

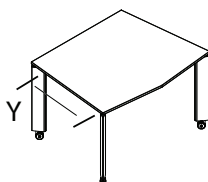
Visio End Table with Glides	61THV-473824	1712	1880	1880	2161	38	47.5	29.25	33.5	79	10.5	28.75
	61THV-593930	2003	2201	2201	2531	38.75	59.25	29.25	45.25	98	12	28.75
	61THV-713936	2298	2526	2526	2904	39.25	71.25	29.25	57	112	14	28.75



ORDERING NOTES

Visio End tables are not available with a modesty panel.

Visio End Table with Casters	61THV-473824-M	1811	1980	1980	2278	38	47.5	29.25	33.5	79	10.5	28.75
	61THV-593930-M	2105	2302	2302	2646	38.75	59.25	29.25	45.25	98	12	28.75
	61THV-713936-M	2397	2628	2628	3021	39.25	71.25	29.25	57	112	14	28.75



ORDERING NOTES

Visio End tables are not available with a modesty panel.

DIMENSION KEY

W - width
D - depth
H - height of worksurface
KW - kneehole width

Dimensions are in inches and are plus or minus 1/8".
Contact Customer Service if dimensions are critical.

See page 346 for Krug Express program.

STANDARD FINISHES

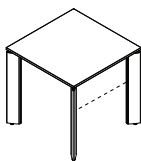
For a complete list of standard wood finishes please see page 347.

VENEER TOPS

Please note when ordering wood veneer tables, these tables can only be ordered with a wood edge.

V2 MODULAR | SQUARE & ROUND TABLES

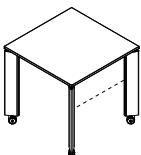
Description	Model	Rift Oak, Laminate W/ PVC Edge				W	D	H	KW	Shipping Weight	Cubic Feet
		Laminate W/ Wood Edge	Cherry, Walnut, Maple	Anigre							
Square Table with Glides	61THSQ-3030	1416	1555	1555	1786	29.75	29.75	29.25	22.5	53	6.5
	61THSQ-3636	1530	1667	1667	1915	35.75	35.75	29.25	28.5	64	8
	61THSQ-4242	1617	1789	1789	2058	41.75	41.75	29.25	34.5	77	10.5
	61THSQ-4848	1713	1907	1907	2192	47.75	47.75	29.25	40.5	92	12



ORDERING NOTES

The Square tables are available with a modesty panel that runs with the grain on one side only.

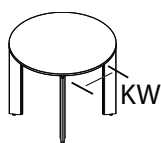
Square Table with Casters	61THSQ-3030-M	1515	1654	1654	1902	29.75	29.75	29.25	22.5	53	6.5
	61THSQ-3636-M	1633	1769	1769	2033	35.75	35.75	29.25	28.5	64	8
	61THSQ-4242-M	1716	1887	1887	2172	41.75	41.75	29.25	34.5	77	10.5
	61THSQ-4848-M	1815	2006	2006	2307	47.75	47.75	29.25	40.5	92	12



ORDERING NOTES

The Square tables are available with a modesty panel that runs with the grain on one side only.

Round Table with Glides	61THD-36	1724	1914	1914	2202	35.75	35.75	29.25	18.25	57	8
	61THD-42	1855	2066	2066	2378	41.75	41.75	29.25	22.5	68	10.5
	61THD-48	1962	2192	2192	2520	47.75	47.75	29.25	26.75	85	12
	61THD-54	2096	2228	2228	2562	53.75	53.75	29.25	30.75	97	14.5



ORDERING NOTES

Round tables are not available with a modesty panel option.

DIMENSION KEY

- W - width
- D - depth
- H - height of worksurface
- KW - kneehole width
- Y - dimensions as indicated on line drawing
- X - dimensions as indicated on line drawing

Dimensions are in inches and are plus or minus 1/8".
Contact Customer Service if dimensions are critical.

See page 346 for Krug Express program.

STANDARD FINISHES

For a complete list of standard wood finishes please see page 347.

MODESTY PANELS

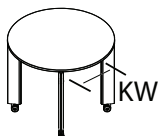
Please see page 109 for options and upcharges.

VENEER TOPS

Please note when ordering wood veneer tables, these tables can only be ordered with a wood edge.

V2 MODULAR | ROUND TABLES

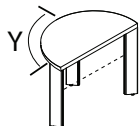
		Laminate	Laminate	Rift Oak, Cherry, Walnut, Maple						Shipping	Cubic	
Description	Model	W/ PVC Edge	W/ Wood Edge		Anigre	W	D	H	KW	Weight	Feet	Y
Round Table with Casters	61THD-36-M	1823	2017	2017	2318	35.75	35.75	29.25	18.25	57	8	-
	61THD-42-M	1956	2169	2169	2495	41.75	41.75	29.25	22.5	68	10.5	-
	61THD-48-M	2063	2294	2294	2637	47.75	47.75	29.25	26.75	85	12	-
	61THD-54-M	2196	2328	2328	2680	53.75	53.75	29.25	30.75	97	14.5	-



ORDERING NOTES

Round tables are not available with a modesty panel option.

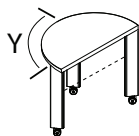
Half Round Table with Glides	61THDH-4824	1503	1644	1644	1892	47.75	23.75	29.25	40.75	50	8	25.75
	61THDH-6030	1688	1885	1885	2169	59.75	29.75	29.25	52.75	64	10	34



ORDERING NOTES

Half Round meeting tables are available with modesty panel on the straight side only.

Half Round Table with Casters	61THDH-4824-M	1604	1746	1746	2007	47.75	23.75	29.25	40.75	50	8	25.75
	61THDH-6030-M	1789	1988	1988	2285	59.75	29.75	29.25	52.75	64	10	34



ORDERING NOTES

Half Round meeting tables are available with modesty panel on the straight side only.

DIMENSION KEY

W – width
D – depth
H – height of worksurface
KW – kneehole width
Y – dimensions as indicated on line drawing

Dimensions are in inches and are plus or minus 1/8".
Contact Customer Service if dimensions are critical.

See page 346 for Krug Express program.

STANDARD FINISHES

For a complete list of standard wood finishes please see page 347.

MODESTY PANELS

Please see page 109 for options and upcharges.

VENEER TOPS

Please note when ordering wood veneer tables, these tables can only be ordered with a wood edge.

V2 MODULAR | CONNECTING TOPS

Description	Model	Laminate	Laminate	Rift Oak, Cherry, Walnut, Maple	Anigre	W	D	H	KW	Shipping Weight	Cubic Feet
		W/ PVC Edge	W/ Wood Edge								
45° Corner Connecting Top	61TC-2424-45	415	456	456	522	18.25	23.75	-	18.25	21	2.5
	61TC-3030-45	438	483	483	557	22.75	29.75	-	22.75	27	3.5
	61TC-3636-45	470	515	515	592	27.25	35.75	-	27.25	36	4.5



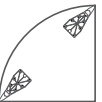
60° Corner Connecting Top	61TC-2424-60	470	515	515	592	23.75	23.75	-	23.75	27	3
	61TC-3030-60	497	546	546	630	29.75	29.75	-	29.75	36	4
	61TC-3636-60	532	586	586	673	35.75	35.75	-	35.75	44	5.5



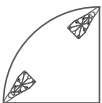
90° Corner Connecting Top	61TC-2424-90	555	606	606	699	33.75	23.75	-	33.75	36	2.5
	61TC-3030-90	586	644	644	740	42.75	29.75	-	42	44	5.5
	61TC-3636-90	627	689	689	791	50.5	35.75	-	50.5	61	8



90° Corner Connecting Top with 2 Legs (Glides)	61TC-2424-90-Q2	1128	1241	1241	1429	33.75	23.75	29.25	24.25	47	4.7
	61TC-3030-90-Q2	1168	1283	1283	1478	42.75	29.75	29.25	32.75	55	7.7
	61TC-3636-90-Q2	1210	1332	1332	1530	50.5	35.75	29.25	41.25	72	10.2



90° Corner Connecting Top with 2 Legs (Casters)	61TC-2424-90-Q2-M	1230	1342	1342	1543	33.75	23.75	29.25	24.25	47	4.7
	61TC-3030-90-Q2-M	1268	1384	1384	1590	42.75	29.75	29.25	32.75	55	7.7
	61TC-3636-90-Q2-M	1312	1433	1433	1646	50.5	35.75	29.25	41.25	72	10.2



NOTE

Connecting tops ship complete with ganging brackets.

DIMENSION KEY

W – width
D – depth
H – height of worksurface
KW – kneehole width
Y – dimensions as indicated on line drawing

Dimensions are in inches and are plus or minus 1/8".
Contact Customer Service if dimensions are critical.

See page 346 for Krug Express program.

STANDARD FINISHES

For a complete list of standard wood finishes please see page 347.

VENEER TOPS

Please note when ordering wood veneer tables, these tables can only be ordered with a wood edge.

V2 MODULAR | MODESTY PANELS

Description	Model	Size	Rift Oak, Cherry, Walnut, Maple	Anigre	Rift Oak Cherry Walnut Maple w/Grommets	Anigre w/Grommets	Shipping Weight	Cubic Feet
Modesty Panels - wood	X21	30"	410	476	481	543	5	1
		36"	410	476	481	543	6.4	1.25
		42"	410	476	481	543	7.8	1.25
		48"	418	483	491	557	9.1	1.5
		54"	433	497	509	571	10.5	1.75
		60"	433	497	509	571	11.8	2
		66"	446	514	521	590	13.2	2.25
		72"	458	531	538	610	14.6	2.25
		11" - 48X30 Trapezoid	399	458	466	529	2.5	0.5
		17" - 48X24 Trapezoid	399	458	466	529	3.9	0.75
		23" - 60X30 Trapezoid	410	476	481	543	5.2	1
		29" - 60X24 Trapezoid	410	476	481	543	6.6	1.25
		29" - 72X36 Trapezoid	410	476	481	543	6.6	1.25

ORDERING NOTES

With wood veneer modesty panels, the grain runs vertically. To specify fixed wood modesty panels apply above pricing for the specific modesty panel and add (X21) to the end of the model number 61THRT-4824-X21.

Description	Model	Size	Laminate W/ PVC	Laminate W/ w/Grommets		Shipping Weight	Cubic Feet
Modesty Panels - plastic laminate	X23	30"	353	424		5	1
		36"	353	424	6.4	1.25	
		42"	353	424	7.8	1.25	
		48"	362	434	9.1	1.5	
		54"	372	448	10.5	1.75	
		60"	372	448	11.8	2	
		66"	384	460	13.2	2.25	
		72"	397	477	14.6	2.25	
		11" - 48X30 Trapezoid	344	411	2.5	0.5	
		17" - 48X24 Trapezoid	344	411	3.9	0.75	
		23" - 60X30 Trapezoid	353	424	5.2	1	
		29" - 60X24 Trapezoid	353	424	6.6	1.25	
		29" - 72X36 Trapezoid	353	424	6.6	1.25	

ORDERING NOTES

With wood grain laminate modesty panels, the grain runs lengthwise. To specify laminate modesty panels apply above pricing for the specific modesty panel and add (X23) to the end of the model number 61THRT-4824-X23.

DIMENSION KEY

W - width
D - depth
H - height of worksurface
KW - kneehole width

Dimensions are in inches and are plus or minus 1/8".
Contact Customer Service if dimensions are critical.

See page 346 for Krug Express program.

STANDARD FINISHES

For a complete list of standard wood finishes please see page 347.

GROMMETS

To order a modesty panel with grommets please specify when ordering and apply the appropriate pricing from above.

V2 MODULAR | MODESTY PANELS

Description	Model	Size	Upcharge	W/Grommets	Shipping Weight	Cubic Feet
Modesty Panels perforated metal	X28	30"	382	453	3.3	1
		36"	382	453	4.2	1.25
		42"	382	453	5.1	1.25
		48"	389	463	6	1.5
		54"	404	478	6.9	1.75
		60"	404	478	7.8	2
		66"	415	491	8.7	2.25
		72"	428	509	9.6	2.25
		11" - 48X30 Trapezoid	371	437	1.7	0.5
		17" - 48X24 Trapezoid	371	437	2.6	0.75
		23" - 60X30 Trapezoid	382	453	3.4	1
		29" - 60X24 Trapezoid	382	453	4.3	1.25
		29" - 72X36 Trapezoid	382	453	4.3	1.25

ORDERING NOTES

To specify fixed perforated metal modesty panels apply above pricing for the specific modesty panel and add (X28) to the end of the model number 61THRT-4824-X28. Perforated metal modesty panels come powder coated in Silver Metallic.

Modesty Panels - frosted acrylic	X29	30"	310	382	1.2	1
		36"	310	382	1.6	1.25
		42"	310	382	1.9	1.25
		48"	319	389	2.2	1.5
		54"	328	404	2.5	1.75
		60"	328	404	2.9	2
		66"	338	415	3.2	2.25
		72"	348	428	3.5	2.25
		11" - 48X30 Trapezoid	303	371	.6	0.5
		17" - 48X24 Trapezoid	303	371	1	0.75
		23" - 60X30 Trapezoid	310	382	1.3	1
		29" - 60X24 Trapezoid	310	382	1.6	1.25
		29" - 72X36 Trapezoid	310	382	1.6	1.25

ORDERING NOTES

To specify frosted acrylic modesty panels apply above pricing for the specific modesty panel and add (X29) to the end of the model number 61THRT-4824-X29.

DIMENSION KEY

W - width
D - depth
H - height of worksurface
KW - knee hole width

Dimensions are in inches and are plus or minus 1/8".
Contact Customer Service if dimensions are critical.


See page 346 for Krug Express program.

GROMMETS

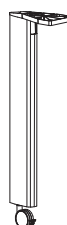
To order a modesty panel with grommets please specify when ordering and apply the appropriate pricing from above.

V2 MODULAR | LEGS & POWER

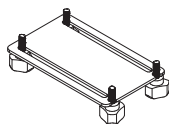
Description	Model	Price	W	D	H	Shipping Weight	Cubic Feet
V2 Leg with Glides	61LEG	199	4	9.25	29.25	5.1	2.2



V2 Leg with Casters	61LEGM	238	4	9.25	29.25	5.1	2.2
---------------------	--------	-----	---	------	-------	-----	-----



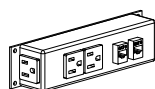
Ganging Module	61GANG	48	-	-	-	1	0.5
----------------	--------	----	---	---	---	---	-----



ORDERING NOTES

It is recommended to use 2 brackets per seam.

Power/Data/Link	61POWER/DATALINK	348	-	-	-	-	-
-----------------	------------------	-----	---	---	---	---	---



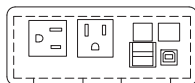
ORDERING NOTES

Power/data/link comes with 3 receptacles and 2 RJ45's.

Power cord is 10 ft. long.

Data cords are 14 ft. long.

Surface Module	61SURFACEMODULE	199	8	4	-	-	-
----------------	-----------------	-----	---	---	---	---	---



ORDERING NOTES

Surface module comes with 3 receptacles - 2 above the worksurface and 1 below, 1 USB port, 1 USB printer port, 1 RJ45 and 1 RJ11. The USB ports in this device do not charge unless connected to a transformer or another power supply device.

DIMENSION KEY

W - width
D - depth
H - height of worksurface
KW - kneehole width
Y - dimensions as indicated on line drawing

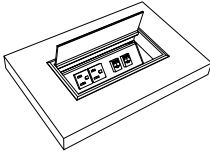
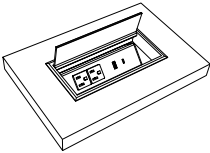
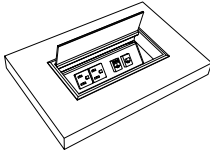
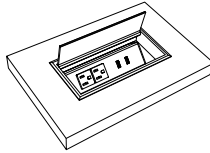
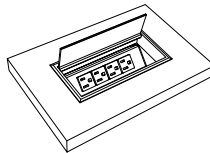
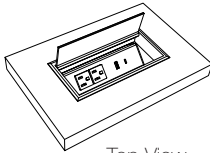
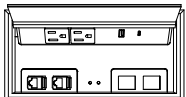
Dimensions are in inches and are plus or minus 1/8".
Contact Customer Service if dimensions are critical.

See page 346 for Krug Express program.

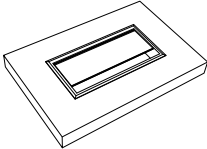
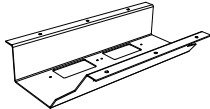
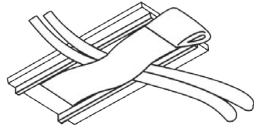

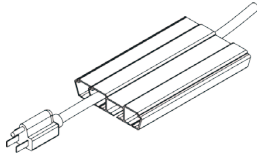
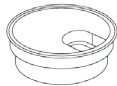
STANDARD FINISHES

V2 metal finishes are Silver Metallic.




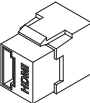
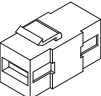
POWERPORTS

Description	Model	Price	W	D	H	Shipping Weight	Cubic Feet
PowerPort 1 - 2 RJ45s (Category 5/6)	PORT1	278	8	4	-	-	-
	Port Includes: 2 accessible power outlets & 1 side utility outlet powered by a 10' plug-in cord; 2 RJ45 (category 5/6) each with hard wired 10' data cords; 2 velcro wire managers and metal PowerPort shroud. PortPort lid is Silver Metallic. NOTE: RJ45 jacks with hard wired data cords included here must be within 10' of building utilities source to be functional.						
PowerPort 2 - USB-A & USB-C	PORT2	280	8	4	-	-	-
	Port Includes: 2 accessible power outlets & 1 side utility outlet; 1 USB-A & 1 USB-C charging ports all powered by a 10' plug-in cord; 2 velcro wire managers and metal PowerPort shroud. PortPort lid is Silver Metallic.						
PowerPort 3 - RJ11 & RJ45	PORT3	269	8	4	-	-	-
	Port Includes: 2 accessible power outlets & 1 side utility outlet; 1 RJ11 & 1 RJ45 (Category 5/6); 2 Velcro wire managers & PowerPort Shroud; 1 x 10 Foot Data Cords (T568A) & 1 x 14 Foot RJ11 (Telecomm); powered by a 10' plug-in cord. PortPort lid is Silver Metallic. NOTE: RJ45 & RJ11 jacks with hard wired data cords included here must be within 10' of building utilities source to be functional.						
PowerPort 4 - 2 USB-A	PORT4	286	8	4	-	-	-
	Port Includes: 2 accessible power outlets & 1 side utility outlet; 2- USB-A charging ports all powered by a 10' plug-in cord; 2 velcro wire managers and metal PortPort shroud. PortPort lid is Silver Metallic.						
PowerPort 5 - 4 Receptacles	PORT5	280	8	4	-	-	-
	Port Includes: 4 accessible power outlets & 1 side utility outlet powered by a 10' plug-in cord; 2 velcro wire managers and metal power port shroud. PortPort lid is Silver Metallic.						
PowerPort 6 - USB-A, USB-C & RJ45	PORT6	406	8	4	-	-	-
 	Port Includes: 2 accessible power outlets & 1 side utility outlet 1 USB-A, 1 USB-C charging ports all powered by a 10' plug-in power cord. Includes 2 velcro wire managers and metal PortPort shroud with 2 data plate knock outs, 1 #M02 plate insert & 2 #S01W RJ45 female input, punch down terminal output snap in jacks. 2nd data plate knock out is blank for future use. PortPort lid is Silver Metallic.						

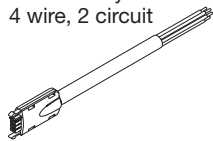
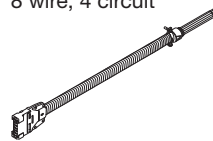
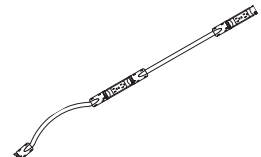
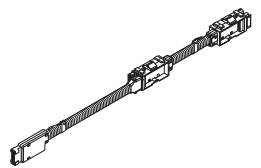


POWERPORTS

Description	Model	Price	W	D	H	Shipping Weight	Cubic Feet
Port - no Powerbar	Port0	137	8	4	-	-	-
	<p>Port Includes: Lid & Shroud only.</p> <p>ORDERING NOTE: Velcro wire managers not included, see below for pricing. Port lid is Silver Metallic.</p>						
PowerPort Shroud with 2 Data Plate Knock-outs	SHROUD2KO		-	-	-	-	-
	<p>Angled PowerPort Shroud Includes: shroud with 2 data plate knock-outs in the bottom.</p> <p>ORDERING NOTE: Please refer to data plate, data and AV integration options on page XX.</p>						
Velcro Wire Manager (qty 1)	WM-4	26	2	4.5	0.5	-	-
	<p>2 velcro wire managers are included with Ports 1-5.</p>						
Wire Management Trough	WM-72	182	72	3	1	-	-
	<p>Wire Management Trough is standard in a 72" length & can be cut to specific length; double-sided tape installation.</p>						
4-Channel Wire Management	CM-72	231	72	3	1	-	-
	<p>4-Channel Wire Management is standard in a 72" length & can be cut to specific length; double-sided tape installation.</p>						
Round Grommet	Round Grommet - Silver Metallic	152	-	-	-	-	-
	Round Grommet - Black	152	-	-	-	-	-
	<p>One 60mm Grommet in a standard position is available at no charge per table.</p>						

POWER/DATA

SNAP IN PORTS	Reference Code	Description	List Price
ADAPTOR PLATES			
	M02	Adaptor Plate (2) - accepts two snap in data ports	38
	M04	Adaptor Plate (4) - accepts four snap in data ports	38
	M06	Adaptor Plate (6) - accepts six snap in data ports	38
ORDERING NOTES: Blank covers are required when port is not in use, please see page 55.			
		RJ-45 - Category 6 data connection. This connector is also downwards compatible with Category 5 cabling. Connector is a female input with a #110 punch-down terminal block output (back side of Console interface) for on-site hard wire connection.	47
	S01W	RJ45-CAT6 (White)	
	S01B	RJ45-CAT6 (Blue)	
	S01R	RJ45-CAT6 (Red)	
		RJ11 - Telephone type connection. Connector is a female input with a #110 punch-down terminal block output (back side of Console interface) for on-site hard wire connection.	32
	S02W	RJ11 (White)	
	S02B	RJ11-B (Black)	
	S02G	RJ11-G (Green)	
	S02R	RJ11-R (Red)	
	S02Y	RJ11-Y (Yellow)	
	S04	HDMI - High Definition Multimedia Interface connection. Connector carries both HD audio and video data. Connector is a female-to-female pass through.	173
	S08	USB-A - Full size USB "A" style connection. Connector is a female-to-female pass through.	61

V2 MODULAR | WIRE SYSTEMS

Description	Model	Price	W	D	H	Shipping Weight	Cubic Feet
Power Entry - 4 wire, 2 circuit 	61EC4PE	120	-	-	-	1	.25
ORDERING NOTES Please note when ordering the 4-Wire or 8-Wire Power Entry components, you must also order either the 4-Wire or 8-Wire System, to work in conjunction.							
Power Entry - 8 wire, 4 circuit 	61EC8PE	159	-	-	-	1	.25
ORDERING NOTES Please note when ordering the 4-Wire and 8-Wire Power Entry components, you must also order either the 4-Wire or 8-Wire System, to work in conjunction.							
4-Wire System 	61EC4-30	173	-	-	-	2	.25
	61EC4-36	173	-	-	-	2	.25
	61EC4-42	173	-	-	-	2	.25
	61EC4-48	183	-	-	-	2	.25
	61EC4-54	183	-	-	-	2	.25
	61EC4-60	190	-	-	-	2	.25
	61EC4-66	199	-	-	-	2	.25
	61EC4-72	205	-	-	-	2	.25
ORDERING NOTES Please note when ordering the 4-Wire or 8-Wire System, you must also order either the 4 wire or 8 wire Power Entry in conjunction to work together. Each model comes standard with an 18" Jumper.							
8-Wire System 	61EC8-30	238	-	-	-	2	.25
	61EC8-36	255	-	-	-	2	.25
	61EC8-42	261	-	-	-	2	.25
	61EC8-48	269	-	-	-	2	.25
	61EC8-54	278	-	-	-	2	.25
	61EC8-60	284	-	-	-	2	.25
	61EC8-66	301	-	-	-	2	.25
	61EC8-72	309	-	-	-	2	.25
ORDERING NOTES Please note when ordering the 4-Wire or 8-Wire System, you must also order either the 4 wire or 8 wire Power Entry in conjunction to work together. Each model comes standard with an 18" Jumper.							
4-Wire 42" Jumper 	61EC4JUMP-42	80	-	-	-	1	0.25
ORDERING NOTES This longer jumper cable is required when connecting one table off the edge to the end of another table using the 4-Wire System. Jumper cables allow you to daisychain each wired table to the next. Please refer to page 93 for further explanation.							
8-Wire 42" Jumper 	61EC8JUMP-42	127	-	-	-	1	0.25
ORDERING NOTES This longer jumper cable is required when connecting one table off the edge to the end of another table using the 8-Wire System. Jumper cables allow you to daisychain each wired table to the next. Please refer to page 93 for further explanation.							

DIMENSION KEY

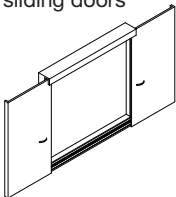
W - width
 D - depth
 H - height of worksurface
 KW - knee-hole width

Dimensions are in inches and are plus or minus 1/8".
 Contact Customer Service if dimensions are critical.

See page 346 for Krug Express program.

V2 MODULAR | MEDIA

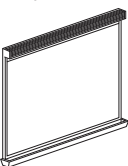
Description	Model	Rift Oak, Cherry, Walnut, Maple	Anigre	W	D	H	Shipping Weight	Cubic Feet
Visual Board with sliding doors	62VBS-4848	5889	6770	47.75	47.75	6.5	120	16



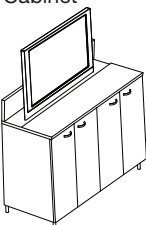
ORDERING NOTES

Please note projection screen can not be ordered with the visual board with sliding doors.

White Board with Projection Screen	62WB-4848	2356	2712	47.75	47.75	4.75	90	16
	62WB-5454	2419	2781	53.75	53.75	4.75	115	17.5



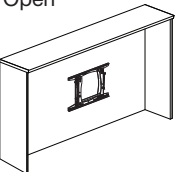
Plasma Screen Cabinet	62CMBUPS-722041	8456	9726	71.75	20	41.25	263	45.5
	62CMBUPS-722441	9031	10386	71.75	24	41.25	329	53
	62CMBUPS-722441G	9935	11425	71.75	24	41.25	329	53



ORDERING NOTES

Glass doors are available with Como pulls only

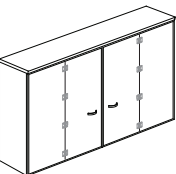
Media Hutches - Open	62CMHTO-751541	4718	5425	74.75	15	41.5	167	33
-------------------------	----------------	------	------	-------	----	------	-----	----



ORDERING NOTES

Media Hutch comes with the wall mount bracket.

Media Hutches - with Doors	62CMHT-751541	5733	6590	74.75	15	41.5	172	33
-------------------------------	---------------	------	------	-------	----	------	-----	----



ORDERING NOTES

Please note that the Media Hutch with doors comes with two bifold doors that open away from the center.
Media Hutch comes with the wall mount bracket.

DIMENSION KEY

W - width
D - depth
H - height of worksurface

Dimensions are in inches and are plus or minus 1/8".
Contact Customer Service if dimensions are critical.

See page 346 for Krug Express program.

CODE DESCRIPTION

VBS - visual board with sliding doors
WB - white board
CM - conference media
BU - buffet
PS - plasma lift
HTO - open hutch
HT - hutch
G - glass

STANDARD FINISHES

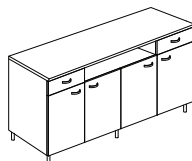
For a complete list of standard wood finishes please see page 347.

NON-STANDARD GROMMETS

Grommets in non-standard positions are available at **\$152 list** per grommet.

V2 MODULAR | MEDIA


Description	Model	Rift Oak, Cherry, Walnut, Maple	Anigre	W	D	H	Shipping Weight	Cubic Feet
Media Buffet - with Equipment Shelf	62CMBU-752035-13	7921	9110	74.75	20.25	34.5	245	43.5
	62CMBU-752435-13	8081	9293	74.75	24.25	34.5	295	3.5



ORDERING NOTES

Media buffets are available with optional locks for an upcharge of **\$152 list** per lock.

Media Pedestals	62CMP-192035-11	3175	3651	18.75	19.75	34.5	62	10.5
	62CMP-192435-11	3490	4013	18.75	23.75	34.5	74	12.5
	62CMP-192035-11G	3239	3723	18.75	19.75	34.5	62	10.5
	62CMP-192435-11G	3563	4098	18.75	23.75	34.5	74	12.5




ORDERING NOTES

When ordering media pedestals, please add an "L" or "R" to model number to denote a right or left hinged door.

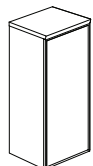
Media pedestals are available with optional locks for an upcharge of **\$152 list** per lock.

Glass doors are available with Como pulls only

	62CMP-362035-11	3788	4354	35.75	19.75	34.5	117	18.5
	62CMP-362435-11	4168	4792	35.75	23.75	34.5	140	22
	62CMP-362035-11G	3873	4456	35.75	19.75	34.5	117	18.5
	62CMP-362435-11G	4260	4899	35.75	23.75	34.5	140	22



Media Piers - Single	62CMPR-191541	3266	3754	18.75	15	41.5	61	9
	62CMPR-191541G	3592	4131	18.75	15	41.5	61	9



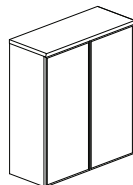
ORDERING NOTES

Media piers must be ordered in conjunction with Media Pedestals.

When ordering media piers, please add an "L" or "R" to model number to denote a right or left hinged door.

Media piers are available with optional locks for an upcharge of **\$152 list** per lock.

Media Piers - Double	62CMPR-361541	3712	4268	35.75	15	41.5	85	16
	62CMPR-361541G	4084	4693	35.75	15	41.5	85	166



ORDERING NOTES

Media piers are available with optional locks for an upcharge of **\$152 list** per lock.

DIMENSION KEY

W - width
D - depth
H - height of worksurface

Dimensions are in inches and are plus or minus 1/8".
Contact Customer Service if dimensions are critical.

See page 346 for Krug Express program.

CODE DESCRIPTION

CM - conference media
BU - buffet
P - pedestal
PR - pier
G - glass door
L - door hinged left
R - door hinged right

STANDARD FINISHES

For a complete list of standard wood finishes please see page 347.

ORDERING NOTES

Media piers must be ordered in conjunction with Media Pedestals.

NON-STANDARD GROMMETS

Grommets in non-standard positions are available at **\$152 list** per grommet.

GENERAL INFORMATION

Terms and Conditions

Net 30 days on approved credit. A late payment charge of 1% per month will be applied on overdue invoices. This charge will be pro-rated to the number of days past 30 days that the invoice is overdue. All applicable sales taxes are extra. Distribution of this price list does not in itself constitute an offer to sell. Orders can be received only from authorized Krug dealers. Acceptance of any order and terms of sale may be established at the discretion of Krug. Deposits are required on orders received from new accounts as well as on large or special orders. Krug reserves the right to discontinue designs, or to change designs, construction, prices, or materials without notice.

Contact Information

Phone: 1.888.578.KRUG (5784) | Fax: 1.519.748.5177

Purchase Order Fax: 1.888.236.4783

Purchase Order E-mail: orders@krug.ca

Web: www.krug.ca E-mail: solutions@krug.ca

Customer Service Hours

Please note customer service hours are:

8:30 am to 5:00 pm est

Customer Satisfaction

It is the primary goal of Krug and our staff to ensure the complete satisfaction of our customers with our products and performance. If a problem arises with a Krug product after the expiration of the limited warranty period, Krug will exercise its best efforts to achieve the satisfaction of the customer in a manner that is fair to all concerned.

Order Acknowledgments

Each order will be acknowledged via e-mail or fax. This acknowledgment is the final agreement between Krug and the customer, superseding all previous communications regarding the purchase order. Where there is a discrepancy on a purchase order between a product code and a description, Krug will make every effort to resolve the discrepancy, but will be ruled by the product code ordered. Please check all acknowledgments for accuracy, and advise Krug of any discrepancies with a purchase order.

Order Cancellation

Krug reserves the right to not accept or allow cancellation of orders. All products are manufactured on a custom-made, make-to-order basis, and the purchasing, engineering and production of orders begins shortly after order placement - and the customer purchase order is a contract that authorizes Krug to manufacture the products. Acceptance of order cancellation (or partial cancellation) is solely at the discretion of Krug, and is dependent on the extent to which engineering, purchasing and manufacturing has been initiated by the time cancellation is requested. No order cancellations (partial or otherwise) are allowable more than 4 weeks from date of order placement (as order production is unable to be terminated by that point), and full payment of the acknowledged order value is required for any orders cancelled after 4 weeks. Cancellations may be allowable in less than 4 weeks after order placement, depending on the extent to which manufacturing has been initiated. An acceptance of order cancellation requires that the purchaser agrees to make payment for all costs incurred to the point of acceptance of cancellation. Cancellation charges include all costs for purchase of dedicated material and components, engineering costs for non-standard products, and all costs for manufacturing completed to that point, as well as a \$350 net charge for processing of the original order and for processing of cancellation invoicing.

Pricing

Krug endeavors to ensure that all prices in this price list reflect accurately our current prices. However, errors do occur and will be rectified through notices to the field. Krug reserves the right to acknowledge pricing that may be different from the price list.

Storage Charges

Krug reserves the right to assess a nominal storage charge if a customer does not accept shipment of an order within a week of the ship date.

Warranty

Krug warrants the construction and the finish of all our products to be free from defects in materials and workmanship for a period of 10 years from the date of purchase. This warranty is applicable to products in use by their original purchaser. This warranty does not apply to components not manufactured by Krug including textiles, which are subject to the specific warranties of those manufacturers, if any. Textiles (fabric, leather, vinyl, or any other covering material) suppliers do not guarantee their products for durability and color fastness, and nor does Krug. Casters, mechanical and electrical components have a warranty of five years from the date of purchase. The Krug warranty does not apply to COM-specified materials, damage caused by a carrier other than Krug, or variation in wood finishes due to natural wood color variation. Krug cannot be held responsible for variations in fabric dye lots from order to order. All fabric is carefully inspected when it is received, but a degree of variation in color should be expected. Repairs or replacement of any defect covered under this warranty by Krug will be made, at our option and method, at no charge to the original purchaser during the warranty period. Krug's judgement is final and binding with respect to the nature or cause of defects or damage, and the necessity or manner of repair or replacement.

This warranty does not apply to defects or damage resulting from:

- normal wear and tear occurring with the use of the product
- negligence, misuse, excessive use, alteration, improper cleaning or repair
- substitution or use of incorrect or unauthorized components or material
- handling or installation that is incorrect, or that causes damage or defect
- damage incurred by a freight carrier other than Krug
- wearing of finishes and fabrics, and normal variations in materials (including dye lot variations)
- properties of natural materials, including wood and leather
- exposure to environments with uncontrolled temperature and humidity (products must be transported, stored and used in climate-controlled conditions)

Export Packaging

Krug is pleased to provide the option for export packaging on all our products, to provide additional protection from damage. For shipments overseas, a quote for export packaging can be provided, based on the products to be ordered and the delivery destination - please contact Customer Service or Bids & Specification Support for more information and a quotation. KRUG is not responsible for shipment damage occurring on overseas shipments

Export Packaging is STRONGLY RECOMMENDED for:

- (A) all shipments outside of the lower 48 states and Canada.
- (B) all shipments that will be held in storage for an extended period prior to installation.

Important: Please note that Krug will not be responsible for damage claims on product shipped or stored in the above conditions but where export packaging has not been utilized.

Dimensions

Dimensions are in inches and approximate, and subject to change without notice. Contact Customer Service if dimensions are critical.

Installation Support

For assistance please contact Technical Support at 1-888-578-5784 x216 or e-mail installationhelp@krug.ca and you will be directed to the appropriate installation support person.

Custom Capabilities

Over 15% of our orders involve some type of custom work, and we invite our customers to make use of our extensive capabilities. These include:

- 1) Dimensional customization of standard size products
- 2) Custom wood finishes
- 3) For larger orders, completely custom-designed products, as well as non-standard wood species can be specified.

Custom orders may require additional production lead times. Contact Customer Service for more information.

Freight Terms and Conditions

1. All product is shipped FOB the Krug factory. Freight is either pre-paid to the destination or not pre-paid, depending on established customer specific freight terms.

2. Docks at the selected delivery location must be equipped to handle a 53' trailer. If a dock is inadequate for delivery by Krug, Krug will re-deliver to another local location and any additional costs will be charged to the customer.

3. For all deliveries, it is understood that Krug or its agent is making a dock delivery only (equipped to handle a 53' trailer), and any further work of truck unloading, delivery beyond the dock, installation, and removal of packaging is not authorized or paid for by Krug.

4. Drop shipments to the installation site, and timed deliveries, are available on larger shipments (full truckloads or slightly less) at no additional charge. Drop shipments or timed deliveries for smaller shipments may not be available, or if available will require a surcharge. Deliveries on an after hours basis, or on weekends, or any other special requirements, may be subject to a surcharge. Location and contact information, and the requested time of delivery, is required at least one week prior to the acknowledged shipment date. If this information is not provided one week in advance, or if the location or time of the drop shipment is changed less than one week in advance, a surcharge may be applied, and/or the drop shipment may not be scheduled. For deliveries requested Monday to Thursday after 5:00 pm, please apply a surcharge of \$250/shipment. For deliveries requested Monday to Friday before 7:00 am, please apply a surcharge of \$250/shipment. For deliveries requested Friday (after 3:00 pm) or weekends, please apply a surcharge of \$500/shipment. (local times).

5. For all deliveries - whether to the Customer location or drop shipment - any circumstances that result in the delay of our carrier (including unsuitable receiving facilities, or facilities not open or available), service charges will be applied at the rate of \$125/hour. Where re-delivery is necessary because of these circumstances, the full cost of re-delivery will be charged. If Less Than Truck Load is delivering, one hour is allocated to unload. Any additional time required to unload after the first hour is \$125/hour. If a Truck Load is delivering the order, three hours is allocated to unload. Any additional time required to unload is \$125/hour. Direct deliveries to site for large orders are possible, (must exceed \$60,000 net), and accommodate 48 - 53' trailers. Krug is responsible for delivery to the approved delivery address. If an address change is required, this must be authorized by Krug 5 business days prior to ship date. Any additional delivery costs incurred after this time will be charged to the customer.

Product Strength and Durability Testing

All Krug Conference products meet or exceed the testing requirements of ANSI/BIFMA X5.5-2014 or X5.9-2012.



Damaged Shipments

All Krug product is well engineered, carefully inspected, and expertly loaded onto our trucks at our Distribution Center. If you receive any damaged freight, we ask that you do not refuse the shipment. Krug is not responsible for damage to goods that occurs in transit or storage. It is the purchaser and/or receiver's responsibility to examine the goods upon receipt and to notify Krug of any damages, overages or shortages. Any discrepancies should be noted on the Bill of Lading. The delivering carrier will not accept responsibility for shortages or damages if signed "clear". Notification of concealed damage claims must be made to Krug Distribution within 5 days of delivery, along with digital pictures if available. All product and packaging must be available for inspection. Krug liability ceases after 5 business days and Krug will not be responsible for concealed damages if shipments are left unopened. Krug is not responsible for the condition of product that is stored or installed in an environment where temperature and humidity are not controlled.

Field Product Report Authorization

Krug's written authorization, in the form of an FPR number, must be obtained prior to incurring charges of any kind if Krug is expected to pay these charges. This includes authorization for returns, field repairs and replacements, post field repairs, installation and delivery charges. Krug reserves the right to have its representative inspect product related to any request for such authorizations, prior to that authorization being provided. Deductions from invoices paid for any charges to Krug, without prior written authorization in the form of an FPR, will not be accepted. Digital photographs may be required to complete the FPR process.

Care and Maintenance

Wood Finishes - Although Krug's extensive finishing process ensures a durable finish on all our products, there are several steps that can be taken to protect and prolong the life and beauty of the finish. Protect the top by placing felt pads on the bottom of any accessories and mechanical equipment. Rubber and oil will permanently mark surfaces. Use a desk pad to prevent possible damage and imprinting caused by writing instruments and sharp objects. Dust only with a clean, dry cloth, going with the grain. Clean any marks with a damp cloth, using a small quantity of mild soap or detergent. Do not use any wax-based polish, spray or silicone. Eventually, a film will build up and discolor the top. Do not place your furniture in a position of permanent exposure to direct sunlight.

Plastic Laminates - Clean plastic laminates with mild soap and warm water. Do not use steel wool, hot water, or any abrasive cleaning product.

Krug Panel Fabric Program

Tackboards can be upholstered in COM material supplied by the customer, and in a selection of stocked tackboard fabrics supplied by Momentum. The Momentum Panel fabrics are available on Krug Express. They are 100% polyester. For additional information and color selections, please refer to our Panel Fabrics card and Krug's website. www.krug.ca PRODUCTS / FABRICS / PANEL The Momentum panel fabrics pass ASTM-E84-87 Fire Codes. If memo samples are required please call Momentum at 1-800-366-6839.



PROGRAM DETAILS

KrugExpress orders are ready to ship by the date acknowledged. Delivery and shipping schedules may result in actual shipping of orders at a later date. Statutory holidays and scheduled factory vacations may add to acknowledged lead times of *KrugExpress* orders. Unless otherwise specified on the order, the customer's standard method of shipping Krug products will be utilized.

Available factory capacity for *KrugExpress* is filled by orders received on a "first come, first serve" basis. If the normal *KrugExpress* lead time is not available for your order because available capacity has been filled, you will be immediately advised of the earliest available ready-to-ship date. Please consult your Customer Service representative in advance if you wish to confirm the specific lead time availability for a *KrugExpress* order.

Orders must be received by midnight of a given day for that day to be considered the official day the order is received. Order lead times are acknowledged from the date the order is received, but not including the date the order is received.

KrugExpress orders must be "clean" when received in order to be considered officially received on a given day, and lead times will be acknowledged from the date orders are determined to be "clean".

Changes to *KrugExpress* orders are not allowed under any circumstances. Orders for product on *KrugExpress* must clearly state: "*KrugExpress*".

WOOD FINISHES AND LAMINATES

Standard Wood Finishes:

SPECIES FINISH

Cherry	Light Cherry
	Natural Cherry
	American Cherry
	Medium Cherry
	Standard Cherry
	Imperial Cherry
	Appalachian Cherry
	Sable Cherry
Maple	Clear Maple
	Honey Maple
	Wheat Maple
Oak	Light Oak
	SilverGrey on Oak
	Harvest Oak
	Mahogany Oak
	Medium Cherry on Oak
	Mellow Oak
	Walnut on Oak
	Espresso on Oak
Walnut	Natural Walnut
	Regular Walnut
	Mahogany on Walnut
	Dark Walnut
	Cordovan Walnut
	SilverGrey on Walnut
Anigre	Clear Anigre
	Medium Anigre
Palette	Black
	White
	Sand
	Soft Green
	Steel Blue
	Slate

NATURAL CHARACTERISTICS OF WOOD

Wood is a natural product with inherent color variations that will never be fully mitigated by the finishing process. Please anticipate variation in colors within a single unit, from piece to piece, and from Krug wood finish samples. If a very close match is required, a sample must be provided with the order and an upcharge will apply. Exact color matches are not possible.

CUSTOM WOOD FINISHES

Add 10% list to your order for special finishes, minimum upcharge is \$600 list per finish per order. (For example, on all orders up to \$6000 list, an upcharge of \$600 will apply, on orders \$6000 and up add 10% list to your order.) For orders with special finishes, a sample that is a minimum 3" by 3" must be received with the order. Special finishes may add additional lead time to production schedules. Since wood is a natural product, some variations in grain, color and stain acceptance will occur. In our finishing processes, we try to minimize variations, but some variation between samples and finished goods should be anticipated.

FINISH

Conference products feature Krug's finish, a proprietary catalyzed varnish formulation, that has repeatedly shown through independent laboratory testing to be the industry leader in durability and abrasion resistance. The Krug finish looks better longer than competitors and is uniquely suited to the demands of high traffic environments.

WOOD FINISHES TO MATCH STANDARD LAMINATES

Willow on Rift Oak
Dune on Rift Oak
Portobello on Rift Oak
Ash on Rift Oak
Copper on Cherry
Shiraz Cherry
Park Avenue Walnut
Chocolate on Walnut
Nutmeg on Walnut
Dark Walnut
Hardrock Maple

LAMINATES

Krug's in-stock Laminates are available in 17 different laminate selections. Please note that 4 of the colors (Gingerbread, Portobello, Ash and Willow) have textured finishes and may not be appropriate for use in patient areas due to infection control concerns. Minimum order quantities and extended lead times may apply for exotic laminate colors, please check with customer service. Polymer Edge will be selected to match the worksurface. Krug's previous laminate in-stock program will be phased out as in-stock supply depletes. Please contact customer service for availability.

IN-STOCK LAMINATES

Wood Grain Laminates	High Pressure Laminate Supplier	Textured Wood Grain Laminates	High Pressure Laminate Supplier
Champagne	Tafisa T492CR	Gingerbread	Tafisa T556UR
Hardrock Maple	Formica 86992-58	Portobello	Tafisa T557UR
Dune	Tafisa T491CR	Ash	Tafisa T535AT
Copper	Tafisa T521CR	Willow	Tafisa T543AT
Shiraz Cherry	Tafisa T472CR	Solid Laminates	
Park Avenue Walnut	Wilsonart 7984-38	Designer White	Wilsonart D354-60
Chocolate	Tafisa T498CR	Platinum	Tafisa T202CR
Nutmeg	Tafisa T477CR	Earth	Tafisa T767CR
Dark Walnut	Tafisa T469CR	Charcoal	Tafisa T228CR

PHASE OUT LAMINATES Almond - Black- Shadows - Edgewood Sycamore - Gunstock Walnut

NON-STOCKED LAMINATES

For specific lead time and application questions, please contact Krug Customer Service for your requirement. Upcharges will be applicable for non-stocked laminates, depending on their cost. Non-stock laminates may require a minimum order quantity, please contact customer service. Stocked polymer edges only can be specified for use with non-stocked laminates or tops will be self-edged.


DUAL LAMINATES

Two laminate colors can be combined on the same unit, with one laminate color on the worksurface and another laminate on the rest of the unit, at an upcharge of 5%. Combinations of more than one laminate in the body of the unit are not available.


SOLID SURFACE

The Solid Surface option provides an enhanced durability, protection and cleanability. It is available in 8 standard colors and is replaceable if it becomes damaged or degraded. See individual products for list upcharge chart.

GROUP GRADE A - WHITE




Glacier White




Cameo White

GROUP GRADE A - COLOR




Bisque

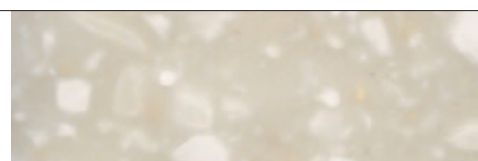


Linen

GROUP GRADE B




Antarctica

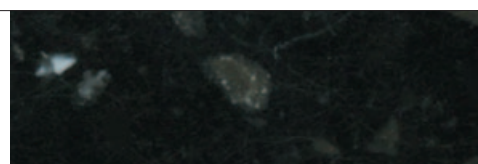


Savannah

GROUP GRADE C



Dove



Deep Night Sky



The mark of responsible forestry



All products are air emissions certified and are available as FSC® certified

krug

solutions@krug.ca | www.krug.ca | 1.888.578.KRUG