

CONFERENCE
Price and Specification Guide
USA

vizient™



krug

Advancing Design Through Innovation

TABLE OF CONTENTS

PRICING & SPECIFICATIONS

84 V2

General Information

349	Terms & Conditions
349	Warranty
351	<i>KrugExpress</i> Program
352	Wood Finishes
352	Laminate Program
353	Solid Surface

V2 MODULAR | TABLE OF CONTENTS

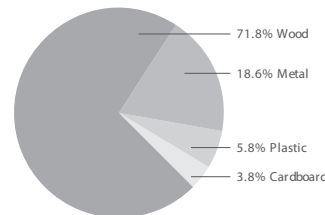
V2 MODULAR

- 85 Environmental Summary
- 86 Features & Options
- 90 Power Options
- 95 Modular Configurations
- 96 Seating Capacities
- 98 Sample Configurations
- 100 Rectangular & Arc Tables
- 101 Wave Tables
- 102 Curve Tables
- 103 Swept Tables
- 104 Trapezoid & Curved Trapezoid Tables
- 105 Visio Tables
- 106 Square & Round Tables
- 108 Connecting Tops
- 109 Modesty Panels
- 111 Legs & Power
- 113 Accessories
- 114 Media

LEED CERTIFICATION



MATERIAL CONTENT:



PRE-CONSUMER
RECYCLED CONTENT - 78.9%

POST-CONSUMER
RECYCLED CONTENT - 21.1%

		CONTRIBUTES To
Credit 2.1 - 2.2	Construction Waste Management	1-2 point(s)
Credit 3.3	Resource Reuse	1 point
Credit 4.1	Recycled Content	1 point
Credit 4.2	Recycled Content	1 point
Credit 4.5	Low Emitting Materials, (MUST BE REQUESTED) Composite Wood & Laminate Adhesives	1 point
Credit 5.1	Regional Materials*	1 point
Credit 6	Rapidly Renewable Materials (MUST BE REQUESTED)	1 point
Credit 7	Certified Wood (MUST BE REQUESTED)	1 point

*This credit is only applicable if in total 20% of the combined value of the procurement of construction materials and in the furniture are manufactured within a radius of 500 miles. This credit will apply if the installation of the finished product occurs within 500 miles of Kitchener, Ontario.



level® CERTIFICATION

BIFMA's e3 Furniture Sustainability Standard is a voluntary, multi-attribute standard that measures the degree of sustainability of furniture. This standard evaluates product and company environmental attributes and compliance systems in a wide range of elements which include Materials, Energy & Atmosphere, Human & Ecosystem Health and Social Responsibility. V2 products have earned level®, BIFMA's sustainability certification program for furniture, certification through third-party verification against the e3 standard. All V2 products can be supplied with level® certification. In order to accomplish this, the product must also be ordered with the air-emissions-certification option. Contact customer service for information and upcharges.



the mark of responsible forest®

AIR-EMISSIONS

All V2 products can be supplied with air-emissions-certified materials. Contact customer service for information and upcharges.

FSC®

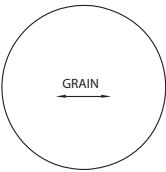
In 2005, Krug received Forest Stewardship Council® (FSC®) Chain-of-Custody certification for our manufacturing facilities. The FSC® Chain-of-Custody tracks certified wood from seedling to final sale. It signifies that the growth, harvesting and production of goods are entirely achieved through responsible forestry, which guarantees a healthy supply of forest resources for generations to come. V2 and other Krug products can be specified with one of two types of FSC® Certification: (a) FSC®-certified (which includes FSC®-certified lumber, veneer and substrate material) (b) FSC®-mix certified (which includes substrate material only, and is a lower cost option certification) Contact customer service for further information, pricing and lead times.



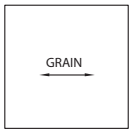
In addition, architects, designers, and building professionals can specify FSC®-certified products in order to achieve a point from the US. Green Building Council's Leadership in Energy and Environmental Design (LEED) Rating System.

V2 MODULAR | FEATURES & OPTIONS

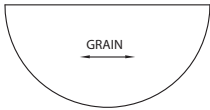
MODULAR TOP SHAPES



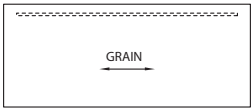
Round



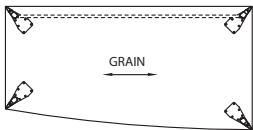
Square



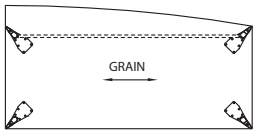
Half Round



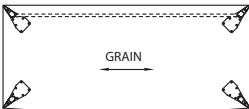
Rectangular



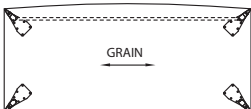
Swept (Left shown)



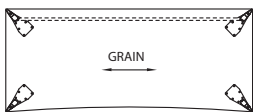
Curve (Left shown)



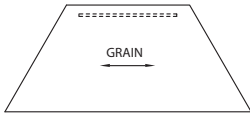
Wave



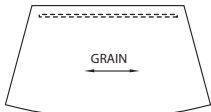
Arc



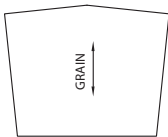
Wave Inverted



Trapezoid



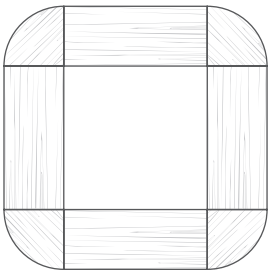
Curved Trapezoid



Visio End

Dotted line depicts which side modesty panel is available on. Round, Curved Trapezoid and Visio End are not available with modesty panels. Grommets, Surface Modules, PowerPorts and Ports when specified are positioned on the same side as the modesty panel. Please note on the Curve tables that the back leg on the longer edge is set back 6" from the back edge.

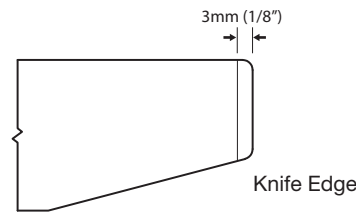
GRAIN DIRECTION - WOOD VENEER AND WOOD GRAIN LAMINATE



Please note: On V2 corner CONNECTOR TABLES, the grain runs at 45° angle. For all other V2 Modular Meeting Tables, the grain runs lengthwise, except for Curved Trapezoid, and Visio End where the grain runs up and down. For wood modesty panels the grain runs vertically.

EDGE OPTIONS – MODULAR TABLES

V2 product offers 12 table tops in Wood or Laminate with a distinct Knife edge profile.



Top thickness - 1 1/8"

V2 MODULAR | FEATURES & OPTIONS

WOOD FINISH

A five step catalyzed varnish finish that when dry has a sheen value of 32° is applied to all V2 Modular table tops.

METAL FINISH

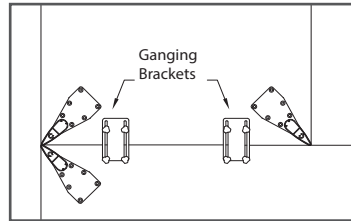
V2 components are comprised of satin anodized and powder coated Silver Metallic finishes.

GANGING MODULE

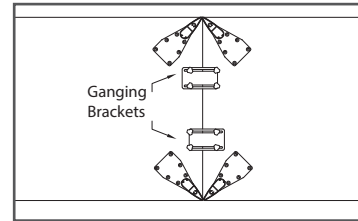
Ganging Modules are recommended when 2 or more tables are being joined to one another. These ganging modules should be ordered along with the tables as a separate line item on the order. All tables come pre-drilled for ganging capabilities. Please note corner connector tops without legs are supplied with an alternative mounting plate. Corner connector tops with legs require ganging modules. The Ganging Modules can be used to prevent movement of the tables, enhance stability and keep the legs perfectly aligned. It is recommended to use 2 brackets per seam.



BACK TO END CONNECTION

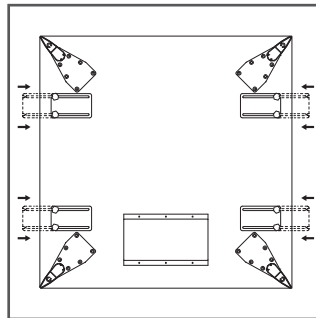
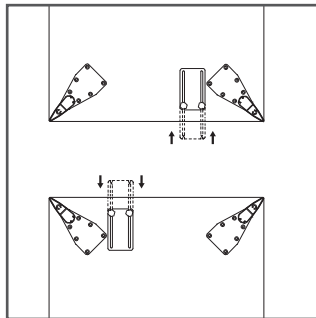


END TO END CONNECTION



SELF STORING

The Ganging Module can be neatly tucked underneath the table and re-fastened when not being used, to join to another table in the future. This allows the flexibility and reconfigurability of the V2 Modular line when wanting to add or subtract tables from existing table configurations.



PACKAGING

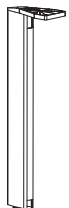
V2 packaging features recycled and recyclable cardboard. The product is shipped as separate components - legs are cartoned separate from table top.

However, the electrical is shipped already installed on table top. Table legs have to be attached to table top surface after delivery.

LEG OPTIONS

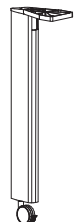
The V2 aluminum leg fastens to a die cast mounting plate. The mounting plate has a polished surface and is attached to the underside of the table using machine bolts. The mounting plate is 9 3/8" deep and tapers from 4" wide to 1/4" diameter and is 9/16" thick.

See Page 94 for wire management feature.



V2 LEGS WITH GLIDES

The V2 Modular legs come with the adjustable glides. There is 2 1/4" of height adjustment and these glides can be adjusted with 5/8" wrench.



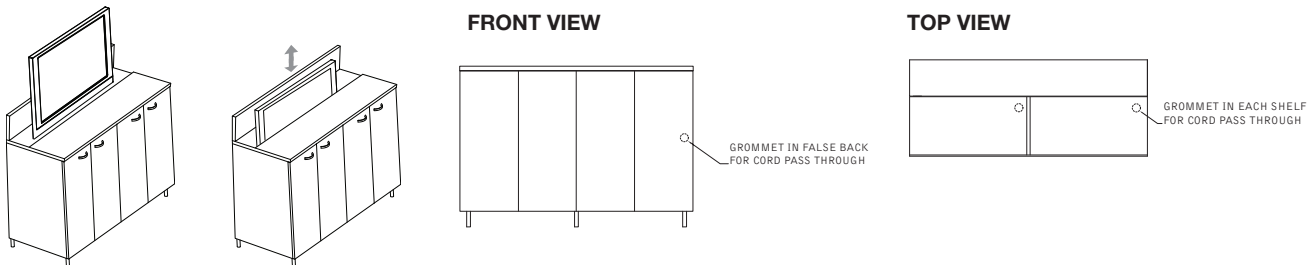
V2 LEGS WITH CASTERS

The V2 Modular legs come with 2" casters in a Silver Metallic finish. They have the ability to lock with a foot release lever located at the base of the wheel.

V2 MODULAR | FEATURES & OPTIONS

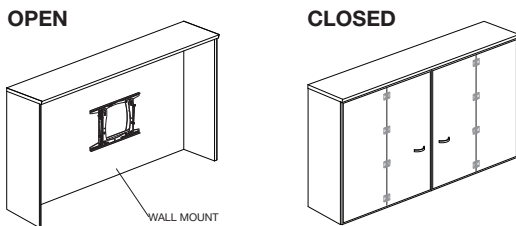
PLASMA SCREEN CABINETS

- 72" cabinets accommodate flat screen televisions up to 130lbs with dimensions no greater than 51 1/4" x 4 3/4" x 30"
- The 20" deep units do not come with storage shelves
- 24" deep units come with 4 shelves that measure 34 1/2" wide x 12 7/16" deep
- Grommet cut-outs are on each shelf for cord pass through
- Grommet cut-out is on center partition for cord pass through
- Comes with remote control to raise and lower television
- The remote has a radio frequency with 15 ft. operating distance



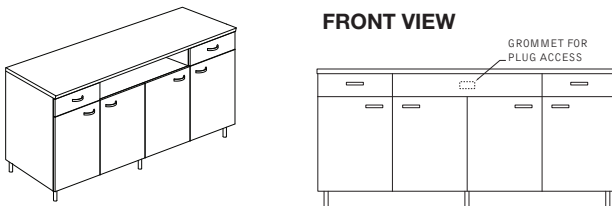
MEDIA HUTCHES

- 75" media hutches accommodate flat screen televisions up to 200lbs with dimensions no greater than 65" x 9" x 40"
- Media Hutches come standard with television wall mount
- The teardrop holes in the mount allow for quick connect/disconnect of the screen, thus simplifying installation and maintenance processes
- This display can be pulled and tilted by hand into any position from 0° to 15° tilt range and/or remain stationary



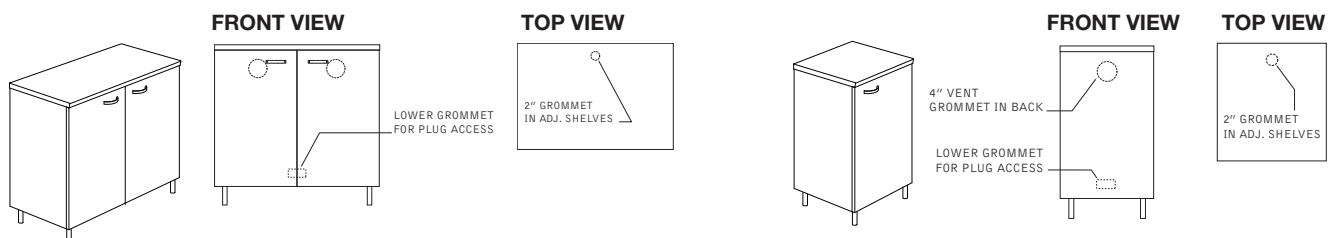
MEDIA BUFFETS

- Come with option of locks for an upcharge of **\$142 List**
- Opening on media buffet (space between drawers) measures 37 5/16" wide, 5 13/16" high
- Media buffets have an adjustable shelf that comes standard when ordered. Adjustable shelves are shipped in the middle position and are 1 3/16" thick.
- A grommet cut-out comes standard in the center of the media buffet opening
- Drawer depths measure 2.5" in depth, 15 3/16" wide



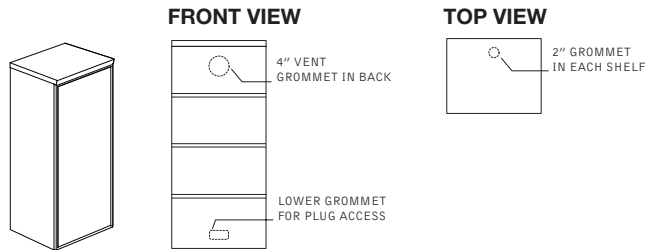
MEDIA PEDESTALS

- Grommet cut-outs are on each shelf
- Grommet cut-outs are on the top of the back and lower bottom of the back for wire pass through and plug access
- Come standard with two storage shelves



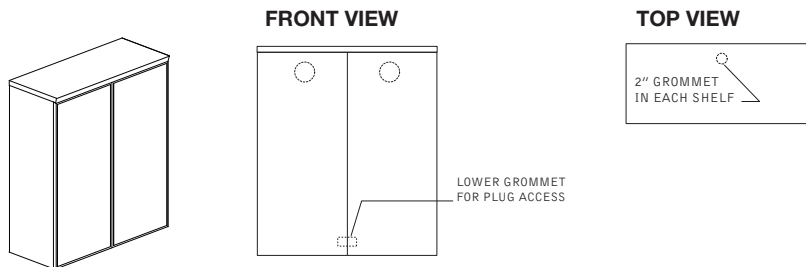
MEDIA PIERS - SINGLE

- Single 19" storage unit stacks on top of the work surface
- Media Piers should be used in conjunction with media pedestals
- Come standard with touch latch doors
- Grommet cut-outs are on every shelf in media piers at the back of each shelf
- Grommet cut-outs are on the top of the back and the lower back for plug and wire access



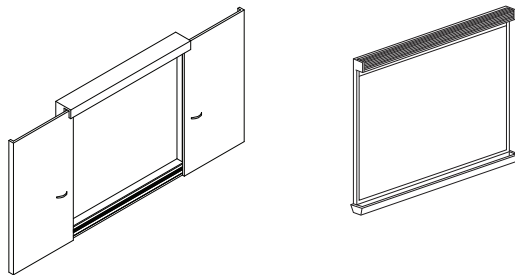
MEDIA PIERS - DOUBLE

- Double media piers are 36" wide with wood doors
- Come standard with touch latch doors
- Grommet cut-outs are on every shelf in media piers and at the back of each shelf
- Grommet cut-outs are on the top of the back and lower back for plug and wire access



VISUAL BOARDS & WHITE BOARD

- Includes white board and four dry erase markers.
- Doors slide straight out to the side
- Wall mountable that includes a roll-out presentation screen.



EDGE PROFILES - CONFERENCE ROOM CASEGOODS

V2 Conference Room Casework worksurfaces feature the Fino profile at 1 1/8" thickness.



DRAWER PULL

Four drawer pull styles are available on V2 Conference Room Casework Visual Boards, Plasma Screen Cabinet, Media Hutch with doors, Media Buffet and Media Pedestals: Como, Mira, Sono and Massa. The four drawer pull styles are only available in a satin metallic finish. Please note pull selection on Purchase Order. Orders will not be entered until a pull is specified.

SONO

MIRA

COMO

MASSA



V2 MODULAR | POWER OPTIONS



POWERPORT

The V2 Modular PowerPort made from aluminum and featuring a hinged lid, provides a functional and attractive solution for connectivity. The PowerPort comes standard with 3 receptacles, and 2 RJ45's.

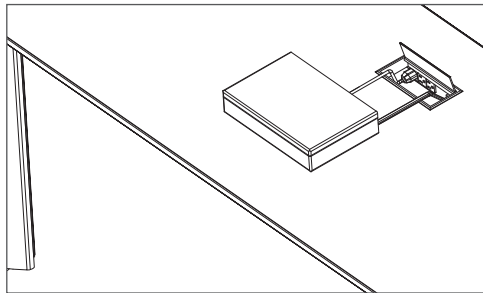
The PowerPort is a UL/CSA-approved power/data power bar, (Port) which includes three 115-volt electrical convenience outlets, and two RJ45 communication ports - all easily accessed just under the worksurface. The PowerPort is Category 5/6 compatible.

The PowerPort can be specified without the power bar (Port), to serve as a grommet for wire management, or to enable future power-up of the tables. It is 7.5" wide by 4" long, and features an aluminum hinged lid that is designed to be in the closed position when cables pass through to the plug-in. The PowerPort can accommodate multiple cables at once, as well as transformer plugs, through the worksurface.

Power cord is 10 ft. long, data cable is 14 ft. long.

PowerPorts can be specified in 3 different locations (left, right or center) depending on the size of the meeting table surface. On surfaces that are smaller than 60", PowerPorts are available only in the center position.

See Page 90 for options and location codes for selecting the PowerPort location for each table top.



SURFACE MODULE

The V2 Surface Module is a lower cost alternative to the PowerPort. It is compact and convenient and positions the plug-in on the worksurface itself, instead of underneath it.

A Surface Module comes with two power receptacles above the work surface and one power receptacle below the work surface, which allows you to connect power to additional tables or configurations. In addition the Surface Module also comes with one USB Port - one USB printer port, one RJ11 and one RJ45. Each receptacle has a 12 Amp, 120 Volt, 60Hz capacity and comes standard with a 10' heavy duty power cord with a right angle plug.

The Surface Module has an angled face, that's easy to see and operate. The RJ45 Port allows connection to High Speed DSL or Internet and provides access to cable modem, network or internet router. In addition, a power plug exists for cell phone and laptop. There are two USB Ports - one for input and one for output to accommodate almost any electrical needs. The surface module is available in a black finish only.

Surface Modules can be specified in 3 different locations (Left, Right or Center) depending on the size of the meeting table surface. On surfaces that are smaller than 60", Surface Modules are available only in the center position.

See Page 90 for options and location codes for selecting the Surface Module location for each table top.



ROUND GROMMET

A round grommet with an open and shut mousehole serves to provide cable passage for areas not requiring a large opening.

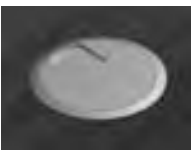
Round grommet Silver Metallic, 60 mm dia. (2 3/8" approx.)

Round grommets do not provide electrical service.

Grommets can be specified in 3 different locations (left, right or center) depending on the size of the meeting table surface. On surfaces that are smaller than 60", grommets are available only in the center position.

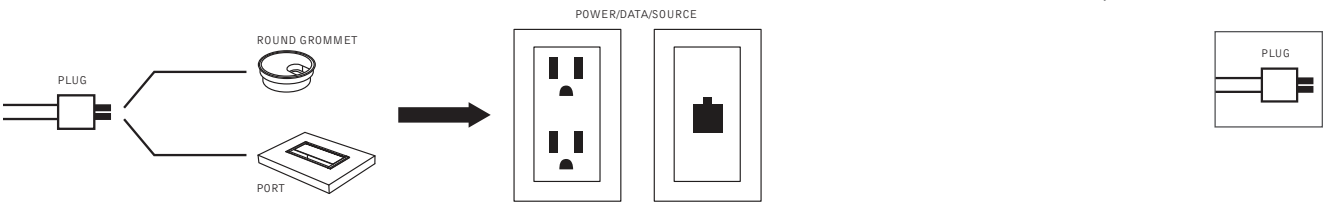
One round grommet per table is provided at no charge, additional round grommets are available for an upcharge of **\$142 list** per grommet.

See Page 90 for options and location codes for selecting the Grommet location for each table top.

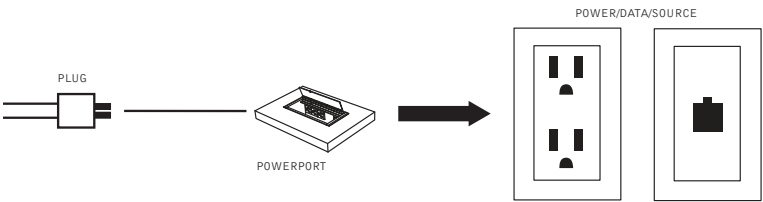


V2 MODULAR | POWER OPTIONS

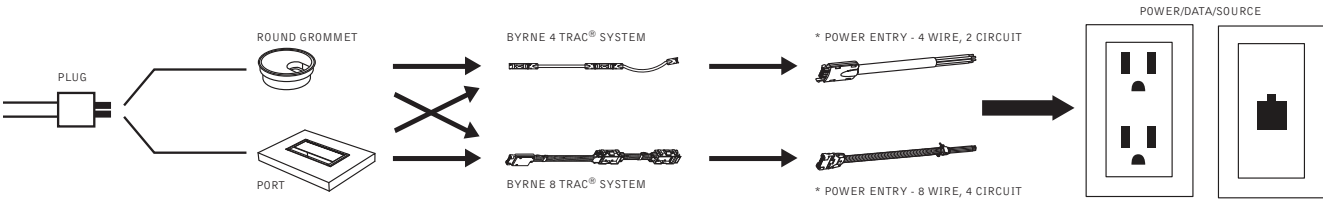
SCENARIO 1



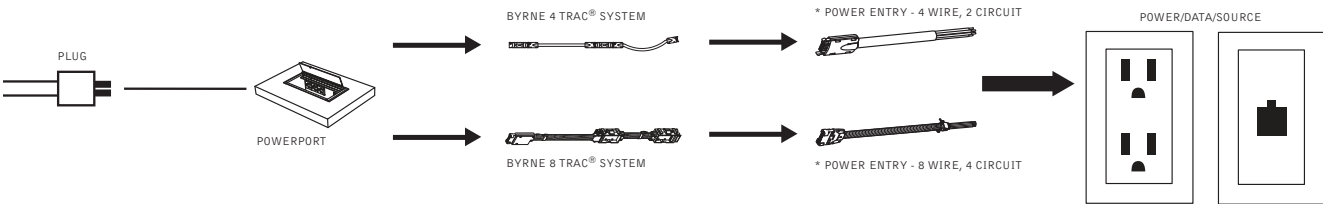
SCENARIO 2



SCENARIO 3



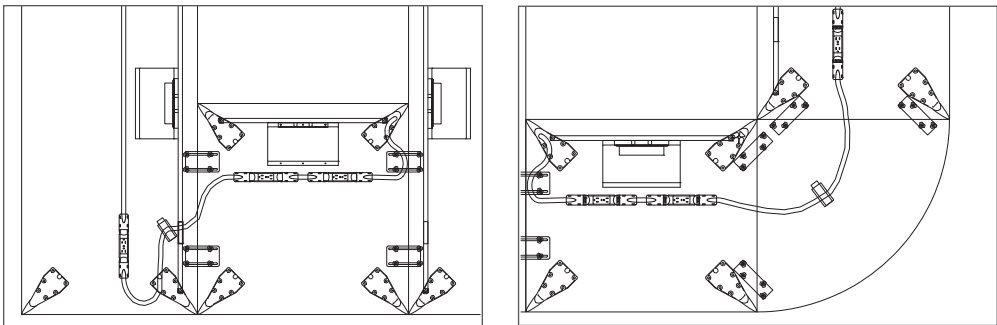
SCENARIO 4



*Power Entry (4 wire, 2 circuit and 8 wire, 4 circuit) are hard wired to power source in the wall or floor.

WIRING SOLUTIONS AND TABLE CONFIGURATIONS

Below are 2 configurations which demonstrate the 4-Wire System, where the 42" Jumper is required on the underside of the table. Same layout applies to the 8-Wire System.

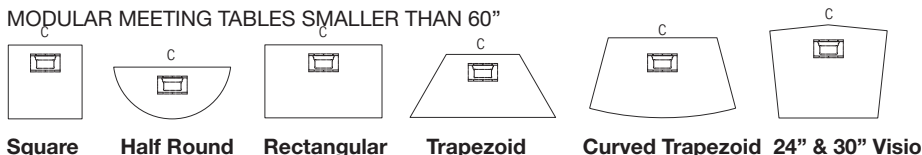


V2 MODULAR | POWER OPTIONS

Non-standard locations can be specified, although there are restrictions due to leg positions, and modesty panel positions. An upcharge of **\$142 list** per non-standard grommet is applicable, contact Customer Service for assistance. Modular Table Tops smaller than 60" have the power access available only in the 'C' position. Table tops greater than 60" can have the power access specified in as many as three locations (AR, AL and C). The only exception to this rule is the 36" visio tables which can be specified with three power access positions, AR—right corner, AL—left corner, and C—center.

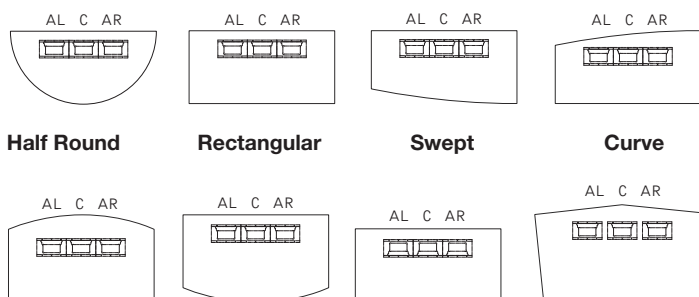
POWERPORT/PORT POSITIONS -Modesty Panels are shown on the same side as the PowerPort/Ports.

MODULAR MEETING TABLES SMALLER THAN 60"



Square Half Round Rectangular Trapezoid Curved Trapezoid 24" & 30" Visio

MODULAR MEETING TABLES 60" OR LARGER

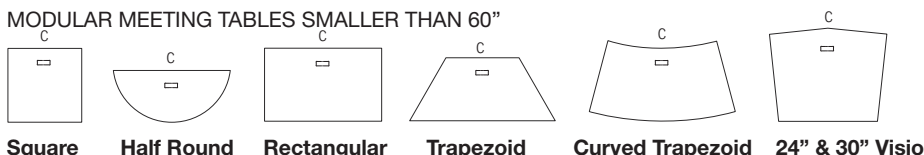


Half Round Rectangular Swept Curve

Arc Wave Wave Inverted 36" Visio

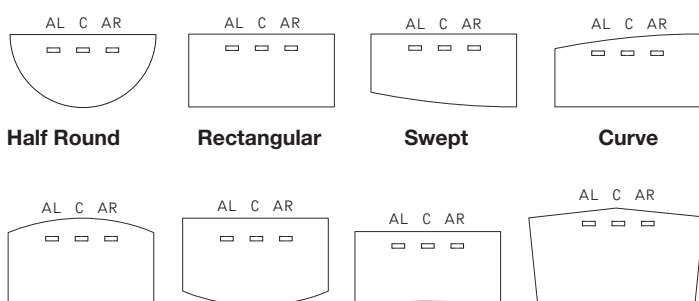
SURFACE MODULE/GROMMET POSITIONS - Modesty Panels are shown on the same side as the Surface Modules.

MODULAR MEETING TABLES SMALLER THAN 60"



Square Half Round Rectangular Trapezoid Curved Trapezoid 24" & 30" Visio


MODULAR MEETING TABLES 60" OR LARGER



Half Round Rectangular Swept Curve

Arc Wave Wave Inverted 36" Visio

Modesty Panels are shown on the same side as the Round Grommets. One round grommet per table is provided at no charge, additional round grommets are available for an upcharge of **\$142 list** per grommet in standard positions.



4-WIRE SYSTEM

The 4-Wire System is a economical power distribution solution that is easy to specify, install, and re-configure.

Features:

- 4-wires, 2 circuits, 20 Amps each
- 13 - duplex receptacles per circuit, 26 - 15 Amp duplex receptacles per power infeed maximum
- Easy to specify
- Easy to install and reconfigure
- Requires less space
- UL Listed as a Manufactured Wiring System
- More economical than 8-wire system
- RoHS Compliancy available upon request; Cradle to Cradle

61EC4-30 - 4 wire, 2 circuit system, 30" table

61EC4-36 - 4 wire, 2 circuit system, 36" table

61EC4-42 - 4 wire, 2 circuit system, 42" table

61EC4-48 - 4 wire, 2 circuit system, 48" table

61EC4-54 - 4 wire, 2 circuit system, 54" table

61EC4-60 - 4 wire, 2 circuit system, 60" table

61EC4-66 - 4 wire, 2 circuit system, 66" table

61EC4-72 - 4 wire, 2 circuit system, 72" table



8-WIRE SYSTEM

The 8-Wire System offers a high quality, cost effective answer to your power distribution needs. The modular system is adaptable to all architectural elements. The modularity of the System makes it simple to specify, order and install.

Features:

- UL recognized & listed
- Approved for use in New York City
- RoHS compliancy available upon request; cradle to cradle
- 20 Amp system available in 4 circuit configurations
- Allows for up to 52 duplex receptacles or desktop accessories using Interconnect.

Can be used independently with grommet or 61PORT.

61EC8-30 - 8 wire, 4 circuit system, 30" table

61EC8-36 - 8 wire, 4 circuit system, 36" table

61EC8-42 - 8 wire, 4 circuit system, 42" table

61EC8-48 - 8 wire, 4 circuit system, 48" table

61EC8-54 - 8 wire, 4 circuit system, 54" table

61EC8-60 - 8 wire, 4 circuit system, 60" table

61EC8-66 - 8 wire, 4 circuit system, 66" table

61EC8-72 - 8 wire, 4 circuit system, 72" table

All Krug's power access options can be used with or without the 4-Wire or 8-Wire System. These components can be ordered together, or at a later date as your power requirements change.

4-WIRE AND 8-WIRE - 42" JUMPERS

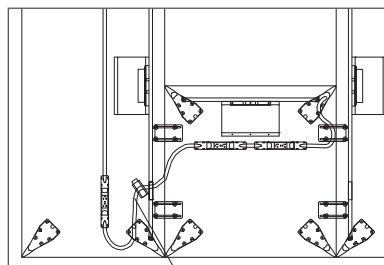
These longer jumper cables are required when connecting one table from the back to the end of another table using either the 4-Wire or 8-Wire System. These jumper cables allow you to daisychain each wired table to the next.



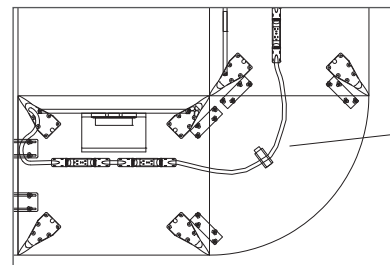
4-Trac®
Power Entry



8-Wire
Power Entry



42" Jumper

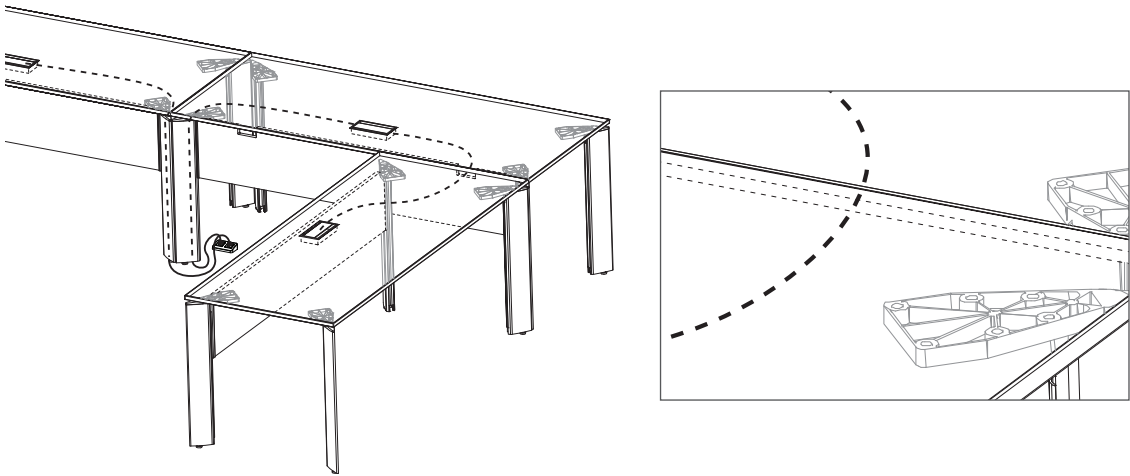


42" Jumper

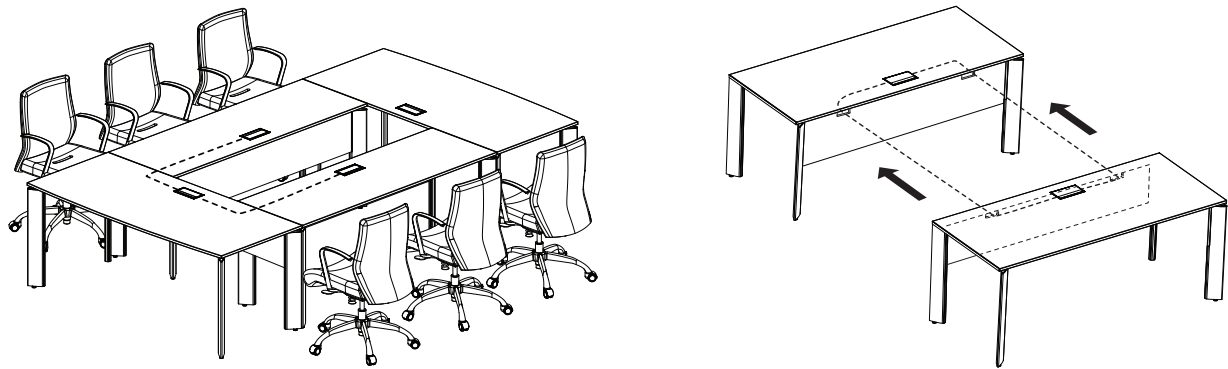
V2 MODULAR | POWER OPTIONS

Modesty panels are available with or without grommets.

Grommets on modesty panels are required for electrified tables that are positioned such that modesty panels are overlapping, so that cabling can pass through the overlapping modesty panels. Wiring either at 90° corners (when corner connector tables aren't used) or tables that are face-to-face adjoining require modesty panels to be ordered with grommets. Below is an example showing wiring passing through one table to another via a modesty panel with grommets.



Typical layouts when modesty panels with grommets are required below.



Typical layout when modesty panels without grommets can be used below.

WIRE MANAGEMENT

Wires are channeled through the leg and concealed with a snap-on cover which allows cord access to the top and bottom when required.

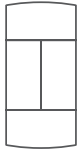
There is 2.2 in² of wire management capacity in the interior of the leg. Available with glides or casters.



V2 MODULAR | MODULAR CONFIGURATIONS

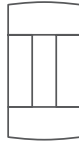
This is a sampling of some of the possible configurations in the V2 Modular Meeting Line

WAVE WITH
RECTANGULAR
TABLES



Model Number Qty.
61THW-7236 2
61THRT-7236 2

WAVE WITH
RECTANGULAR
TABLES



Model Number Qty.
61THW-7236 2
61THRT-7224 2

WAVE WITH
RECTANGULAR TABLES



Model Number Qty.
61THRT-7236 4
61THW-7236 2

WAVE WITH WAVE
INVERTED TABLES



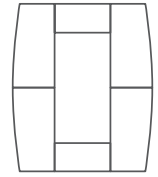
Model Number Qty.
61THW-7236 2
61THWI-7236 2

WAVE WITH
SWEPT TABLES



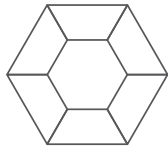
Model Number Qty.
61THW-6030 1
61THS-7236R 1
61THS-7236L 1

SWEPT WITH
RECTANGULAR
TABLES



Model Number Qty.
61THS-7236R 2
61THS-7236L 2
61THRT-4824 2

TRAPEZOID TABLES



Model Number Qty.
61THTZ-72-3636 6

TRAPEZOID TABLES



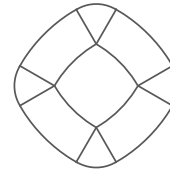
Model Number Qty.
61THTZ60-3030 2

60° CORNER CONNECTOR TOP
WITH TRAPEZOID TABLES



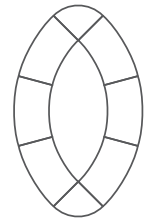
Model Number Qty.
61TC-3030-60 2
61THTZ60-3030 4

60° CORNER CONNECTOR
TABLES WITH CURVED
TRAPEZOID TABLES



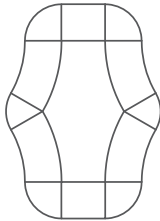
Model Number Qty.
61TC-3030-60 4
61TH30CT-30 4

90° CORNER CONNECTOR
TABLES WITH CURVED
TRAPEZOID TABLES



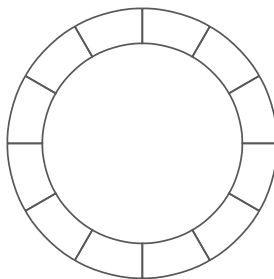
Model Number Qty.
61TC3030-90 2
61TH30CT-3060 6

90° AND 60° CORNER CONNECTOR
TOPS WITH SQUARE AND CURVED
TRAPEZOID TABLES



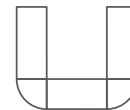
Model Number Qty.
61TC-3030-60 2
61TH30CT-3060 4
61THSQ-3030 2
61TC-3030-90 4

CURVED TRAPEZOID



Model Number Qty.
61TH30CT-3060 12

90° CORNER CONNECTOR
TABLES WITH
RECTANGULAR TABLES



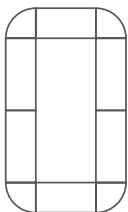
Model Number Qty.
61THRT-6030 1
61THRT-7230 2
61TC-3030-90 2

90° CORNER CONNECTOR
TABLES WITH
RECTANGULAR TABLES



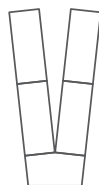
Model Number Qty.
61TC-3636-90 1
61THRT-7236 2

90° CORNER CONNECTOR
TABLES WITH
RECTANGULAR TABLES



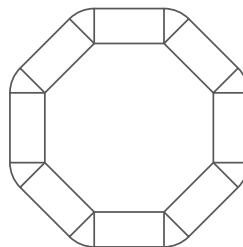
Model Number Qty.
61THRT-7236 4
61TC-3636-90 4

VISIO END WITH
RECTANGULAR TABLES



Model Number Qty.
61THV-24 1
61THRT-7224 4

45° CORNER CONNECTOR TOP
WITH RECTANGULAR TABLES



Model Number Qty.
61TC-2424-45 8
61THRT-4824 8

HALF ROUND WITH
RECTANGULAR TABLES




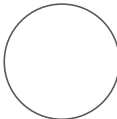



Model Number Qty.
61THDH-6030 2
61THRT-6030 2

HALF ROUND
TABLES



Model Number Qty.
61THDH-6030 2










V2 MODULAR | SEATING CAPACITIES

Description	Top Size		Approx. Seating for long side Without modesty panel	Approx. Seating for End	Approx. Seating for Total Stand Alone
	Length	Width			
Square 	30	30	1	1	4
	36	36	1	1	4
	42	42	1	1	4
	48	48	1	1	4
Round 	36 DIA	N/A	1	1	4
	42 DIA	N/A	1	1	4
	48 DIA	N/A	1	1	4
	54 DIA	N/A	1	1	4
Half Round 	48	24	2	1	3
	60	30	2	2	4
Rectangular 	48	24	1	0	2
	54	24	1	0	2
	60	24	2	0	4
	66	24	2	0	4
	72	24	2	0	4
	48	30	1	1	4
	54	30	1	1	4
	60	30	2	1	6
	66	30	2	1	6
	72	30	2	1	6
	54	36	1	1	4
	60	36	2	1	6
	66	36	2	1	6
	72	36	2	1	6
Arc 	60	30-36	2	1	6
	72	30-36	2	1	6
	60	36-42	2	1	6
	72	36-42	2	1	6

ORDERING NOTES

If a modesty panel is used, there is no seating capacity on that side of the table. To establish seating capacities, an outside chair dimension of 24" has been used, plus an allowance of 5" between chairs, for a total of 29". This is an approximation and based on seating with 5 prong bases. When using chairs with different specifications be sure to adjust the approximate seating capacity accordingly. Since not all manufacturers use this same seating formula, when a seating capacity is in question, please contact Krug Customer Service to review the specific seating that is being used with Krug V2 Modular product.

V2 MODULAR | SEATING CAPACITIES

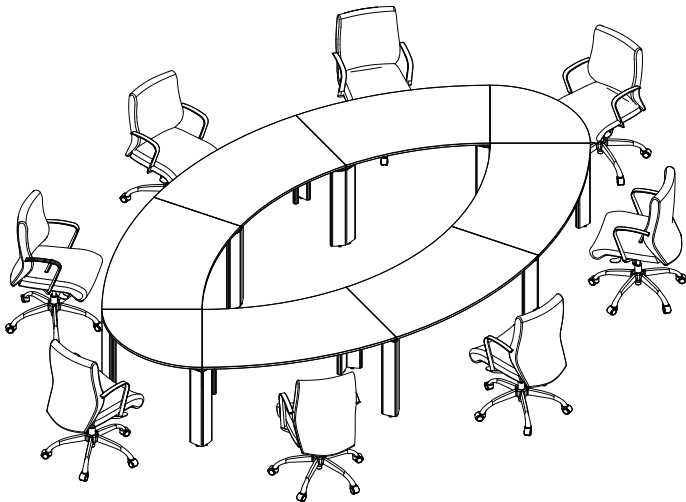
Description		Top Size		Approx. Seating for long side Without modesty panel	Approx. Seating for End	Approx. Seating for Total Stand Alone	
		Length	Width				
Swept		60	36-30	2	1	6	
		72	36-30	2	1	6	
Curve							
							
Wave							
	60	30-31.5	2	1	6		
	72	30-31.5	2	1	6		
Wave Inverted							
	60	30-28.5	2	1	6		
	72	30-28.5	2	1	6		
Trapezoid							
	48	24	1	1	4		
	60	24	1	1	4		
	48	30	1	1	4		
	60	30	1	1	4		
	72	36	1	1	4		
Curved Trapezoid							
	60	30	2	1	5		
Visio End							
	24	N/A	1	1	5		
	30	N/A	1	1	5		
	36	N/A	2	1	6		
Corner							
Connecting Top		45°	24	24	1	0	N/A
			30	30	1	0	N/A
			36	36	1	0	N/A
	60°		24	24	1	0	N/A
			30	30	1	0	N/A
			36	36	1	0	N/A
(with or without legs)	90°		24	24	1	0	N/A
			30	30	1	0	N/A
			36	36	1	0	N/A

ORDERING NOTES


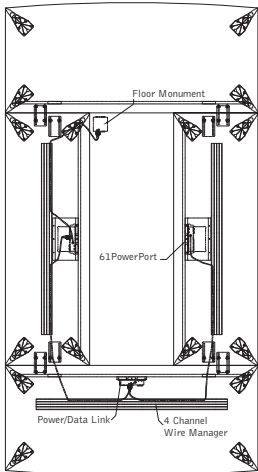
If a modesty panel is used, there is no seating capacity on that side of the table. To establish seating capacities, an outside chair dimension of 24" has been used, plus an allowance of 5" between chairs, for a total of 29". This is an approximation and based on seating with 5 prong bases. When using chairs with different specifications be sure to adjust the approximate seating capacity accordingly. Since not all manufacturers use this same seating formula, when a seating capacity is in question, please contact Krug Customer Service to review the specific seating that is being used with Krug V2 Modular product.

V2 MODULAR | SAMPLE CONFIGURATIONS

Model	QTY	Laminate with PVC Edge	Laminate with Wood Edge	Rift Oak, Cherry, Maple, Walnut	Anigre
61TC-3030-90-Q2	2	1084	1190	1190	1371
61TH30CT-3060	6	1878	2062	2062	2372
TABLE CONFIGURATION TOTAL		\$13,436	\$14,752	\$14752	\$16,9745



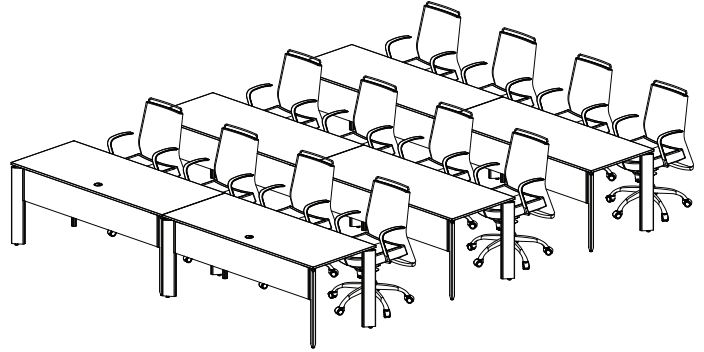
Model	QTY	Laminate w/ PVC Edge	Laminate w/ Wood Edge	Rift Oak, Cherry, Maple, Walnut	Anigre
61THW-7236-X21	(2)	2332	2642	2642	2975
PowerData/Link in Position "C"	1	324	324	324	324
61THRT-7224-X21	(2)	2055	2334	2334	2618
PowerPort in a "C" position	(2)	883	65	883	883
TABLE TOTAL LIST		\$10864	\$10406	\$12042	\$13276
62CMBU-752435-13	1	N/A	N/A	7243	8292
62CMHTO-751541	1	N/A	N/A	4378	5034
62CMP-362035-11	(2)	N/A	N/A	3516	8081
62CMPR-361541G	(2)	N/A	N/A	3790	5948
TABLE CONFIGURATION TOTAL				\$26233	\$41384



V2 MODULAR | SAMPLE CONFIGURATIONS

Model	QTY	Laminate w/ PVC Edge	Laminate w/ Wood Edge	Rift Oak, Cherry, Maple, Walnut	Anigre
61THRT-7224-X29	6	1953	2232	2232	2517
Grommet in "C" Position	*	0	0	0	0
TABLE CONFIGURATION TOTAL		\$11,718	\$13,392	\$13,392	\$15,102

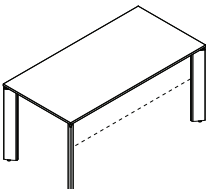
* One Grommet position comes standard at no charge per table.



Model	QTY	Laminate with PVC Edge	Laminate with Wood Edge	Rift Oak, Cherry, Maple, Walnut	Anigre
61THS-7236R	2	1907	2215	2215	2548
61THS-7236L	2	1907	2215	2215	2548
TABLE CONFIGURATION TOTAL		\$7,628	\$8,860	\$8,860	\$10,192

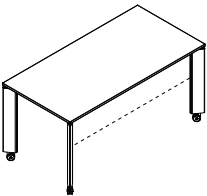


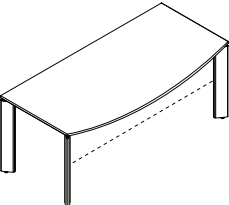
V2 MODULAR | RECTANGULAR & ARC TABLES

		Rift Oak, Cherry, Walnut, Maple									
Description	Model	Laminate W/ PVC Edge	Laminate W/ Wood Edge	Anigre	W	D	H	KW	Shipping Weight	Cubic Feet	
 Rectangular Table with Glides	61THRT-4824	1363	1495	1495	1720	47.75	23.75	29.25	40.5	60	7.5
	61THRT-5424	1446	1695	1695	1948	53.75	23.75	29.25	46.5	64	8
	61THRT-6024	1492	1748	1748	2010	59.75	23.75	29.25	52.25	68	9
	61THRT-6624	1579	1801	1801	2071	65.75	23.75	29.25	58.5	72	9.5
	61THRT-7224	1629	1908	1908	2192	71.75	23.75	29.25	64.25	88	10
	61THRT-4830	1405	1542	1542	1773	47.75	29.75	29.25	40.5	68	8.5
	61THRT-5430	1471	1791	1791	2060	53.75	29.75	29.25	46.5	73	9.5
	61THRT-6030	1535	1842	1842	2117	59.75	29.75	29.25	52.25	78	10
	61THRT-6630	1626	1882	1882	2162	65.75	29.75	29.25	58.5	88	11
	61THRT-7230	1677	1966	1966	2260	71.75	29.75	29.25	64.25	93	11.5
	61THRT-6036	1701	2037	2037	2344	59.75	35.75	29.25	52.25	99	12.5
	61THRT-7236	1775	2131	2131	2450	71.75	35.75	29.25	64.25	105	13

ORDERING NOTES

Rectangular tables are available with a modesty panel that runs with the grain on one side only. Please see page 109 for options and upcharges.

 Rectangular Table with Casters	61THRT-4824-M	1457	1590	1590	1827	47.75	23.75	29.25	40.5	60	7.5
	61THRT-5424-M	1541	1789	1789	2058	53.75	23.75	29.25	46.5	64	8
	61THRT-6024-M	1585	1842	1842	2117	59.75	23.75	29.25	52.25	68	9
	61THRT-6624-M	1674	1893	1893	2178	65.75	23.75	29.25	58.5	72	9.5
	61THRT-7224-M	1722	2004	2004	2302	71.75	23.75	29.25	64.25	88	10
	61THRT-4830-M	1500	1886	1886	2168	47.75	29.75	29.25	40.5	68	8.5
	61THRT-5430-M	1564	1936	1936	2225	53.75	29.75	29.25	46.5	73	9.5
	61THRT-6030-M	1629	1955	1955	2248	59.75	29.75	29.25	52.25	78	10
	61THRT-6630-M	1720	1977	1977	2272	65.75	29.75	29.25	58.5	88	11
	61THRT-7230-M	1772	2060	2060	2371	71.75	29.75	29.25	64.25	93	11.5
	61THRT-6036-M	1793	2132	2132	2451	59.75	35.75	29.25	52.25	99	12.5
	61THRT-7236-M	1871	2224	2224	2557	71.75	35.75	29.25	64.25	105	13

 Arc Table with Glides	61THA-4824	1471	1617	1617	1858	47.75	29.75	29.25	40.5	63	8.5
	61THA-5424	1666	1830	1830	2106	53.75	29.75	29.25	46.5	68	9.5
	61THA-6024	1719	1887	1887	2171	59.75	29.75	29.25	52.25	73	10
	61THA-6624	1771	1943	1943	2237	65.75	29.75	29.25	58.5	83	11
	61THA-7224	1875	2060	2060	2371	71.75	29.75	29.25	64.25	88	11.5
	61THA-4830	1516	1663	1663	1914	47.75	35.75	29.25	40.5	71	10
	61THA-5430	1760	1936	1936	2224	53.75	35.75	29.25	46.5	77	10.5
	61THA-6030	1809	1988	1988	2287	59.75	35.75	29.25	52.25	83	11.5
	61THA-6630	1848	2033	2033	2336	65.75	35.75	29.25	58.5	94	12.5
	61THA-7230	1934	2122	2122	2442	71.75	35.75	29.25	64.25	100	13

DIMENSION KEY

W - width
D - depth
H - height of worksurface
KW - kneehole width
Dimensions are in inches and are plus or minus 1/8".
Contact Customer Service if dimensions are critical.

See page 346 for Krug Express program.

STANDARD FINISHES

For a complete list of standard wood finishes please see page 347.

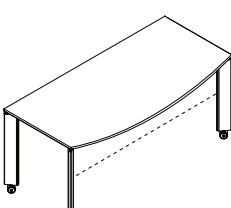
MODESTY PANELS

Please see page 109 for options and upcharges.

VENEER TOPS

Please note when ordering wood veneer tables, these tables can only be ordered with a wood edge.

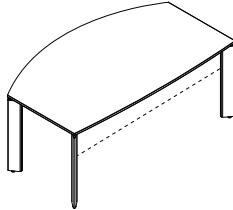
V2 MODULAR | ARC & WAVE TABLES

		Laminate W/ PVC Edge	Laminate W/ Wood Edge	Rift Oak, Cherry, Walnut, Maple	Anigre	W	D	H	KW	Shipping Weight	Cubic Feet	
Description	Model											
	Arc Table with Casters	61THA-4824-M	1555	1709	1709	1965	47.75	29.75	29.25	40.5	63	8.5
		61THA-5424-M	1750	1923	1923	2213	53.75	29.75	29.25	46.5	68	9.5
		61THA-6024-M	1804	1981	1981	2280	59.75	29.75	29.25	52.25	73	10
		61THA-6624-M	1855	2037	2037	2345	65.75	29.75	29.25	58.5	83	11
		61THA-7224-M	1961	2154	2154	2476	71.75	29.75	29.25	64.25	88	11.5
		61THA-4830-M	1599	1758	1758	2021	47.75	35.75	29.25	40.5	71	10
		61THA-5430-M	1846	2030	2030	2334	53.75	35.75	29.25	46.5	77	10.5
		61THA-6030-M	1895	2081	2081	2394	59.75	35.75	29.25	52.25	83	11.5
		61THA-6630-M	1935	2127	2127	2445	65.75	35.75	29.25	58.5	94	12.5
		61THA-7230-M	2018	2218	2218	2550	71.75	35.75	29.25	64.25	100	13

ORDERING NOTES

Arc tables are available with a modesty panel that runs with the grain on the bow side.

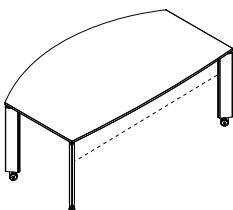
Please see page 26 for options and upcharges. The modesty panel is on the curved section of the bow top and is constructed to have seating on the straight section.

	Wave Table with Glides	61THW-6030	1822	2119	2119	2438	59.75	31.25	29.25	52.25	85	11
		61THW-7230	1907	2215	2215	2548	71.75	31.25	29.25	64.25	96	12

ORDERING NOTES

Wave tables are available with a modesty panel on the long straight side only.

Please see page 26 for options and upcharges.

	Wave Table with Casters	61THW-6030-M	1905	2214	2214	2546	59.75	31.25	29.25	52.25	85	11
		61THW-7230-M	1986	2309	2309	2655	71.75	31.25	29.25	64.25	96	12

ORDERING NOTES

Wave tables are available with a modesty panel on the long straight side only.

Please see page 26 for options and upcharges.

DIMENSION KEY

W – width
D – depth
H – height of worksurface
KW – kneehole width

Dimensions are in inches and are plus or minus 1/8".
Contact Customer Service if dimensions are critical.

See page 346 for Krug Express program.

STANDARD FINISHES

For a complete list of standard wood finishes please see page 347.

MODESTY PANELS

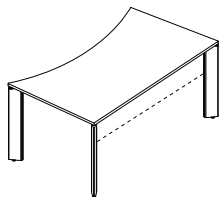
Please see page 109 for options and upcharges.

VENEER TOPS

Please note when ordering wood veneer tables, these tables can only be ordered with a wood edge.

V2 MODULAR | WAVE & CURVE TABLES

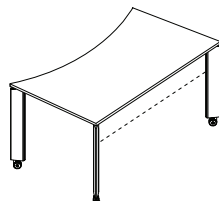
Description	Model	Laminate W/ PVC Edge	Laminate W/ Wood Edge	Rift Oak, Cherry, Walnut, Maple	Anigre	W	D	H	KW	Shipping Weight	Cubic Feet
Wave Inverted	61THWI-6036	1822	2119	2119	2438	59.75	29.75/28.5	29.25	52.25	78	10.5
Table with Glides	61THWI-7236	1907	2215	2215	2548	71.75	29.75/28.5	29.25	64.25	93	11.5



ORDERING NOTES

Wave Inverted tables are available with a modesty panel on the long straight side only.
Please see page 109 for options and upcharges.

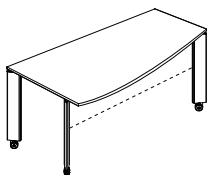
Wave Inverted Table	61THW1-6036-M	1905	2214	2214	2546	59.75	29.75/28.5	29.25	52.25	78	10.5
with Casters	61THW1-7236-M	1986	2309	2309	2655	71.75	29.75/28.5	29.25	64.25	93	11.5



ORDERING NOTES

Wave Inverted tables are available with a modesty panel on the long straight side only.
Please see page 109 for options and upcharges.

Curve Table with Glides	61THC-6036R	1848	2033	2033	2336	59.75	35.75/29.75	29.25	52.25	75	12.5
	61THC-6036L	1848	2033	2033	2336	59.75	35.75/29.75	29.25	52.25	75	12.5
	61THC-7236R	1934	2122	2122	2442	71.75	35.75/29.75	29.25	64.25	90	13
	61THC-7236L	1934	2122	2122	2442	71.75	35.75/29.75	29.25	64.25	90	13



ORDERING NOTES

Curve tables are available with a modesty panel on the curved side only.

DIMENSION KEY

W – width
D – depth
H – height of worksurface
KW – kneehole width

Dimensions are in inches and are plus or minus 1/8".
Contact Customer Service if dimensions are critical.

See page 346 for Krug Express program.

STANDARD FINISHES

For a complete list of standard wood finishes please see page 347.

MODESTY PANELS

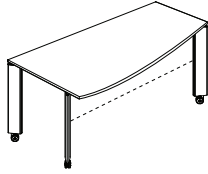
Please see page 109 for options and upcharges.

veneer TOPS

Please note when ordering wood veneer tables, these tables can only be ordered with a wood edge.

V2 MODULAR | CURVE & SWEEP TABLES

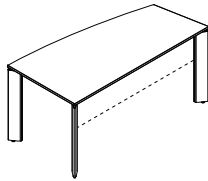
Description	Model	Laminate W/ PVC Edge	Laminate W/ Wood Edge	Rift Oak, Cherry, Walnut, Maple	Anigre	W	D	H	KW	Shipping Weight	Cubic Feet
Curve Table with Casters	61THC-6036R-M	1935	2127	2127	2445	59.75	35.75/29.75	29.25	52.25	75	12.5
	61THC-6036L-M	1935	2127	2127	2445	59.75	35.75/29.75	29.25	52.25	75	12.5
	61THC-7236R-M	2018	2218	2218	2550	71.75	35.75/29.75	29.25	64.25	90	13
	61THC-7236L-M	2018	2218	2218	2550	71.75	35.75/29.75	29.25	64.25	90	13



ORDERING NOTES

Curve tables are available with a modesty panel on the curved side only.

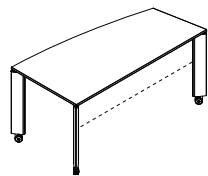
Swept Table with Glides	61THS-6036R	1822	2119	2119	2438	59.75	35.75/29.75	29.25	52.25	75	12.5
	61THS-6036L	1822	2119	2119	2438	59.75	35.75/29.75	29.25	52.25	75	12.5
	61THS-7236R	1907	2215	2215	2548	71.75	35.75/29.75	29.25	64.25	90	13
	61THS-7236L	1907	2215	2215	2548	71.75	35.75/29.75	29.25	64.25	90	13



ORDERING NOTES

Swept tables are available with a modesty panel on the long straight side only.
Please see page 109 for options and upcharges.

Swept Table with Casters	61THS-6036R-M	1905	2214	2214	2546	59.75	35.75/29.75	29.25	52.25	75	12.5
	61THS-6036L-M	1905	2214	2214	2546	59.75	35.75/29.75	29.25	52.25	75	12.5
	61THS-7236R-M	1986	2309	2309	2655	71.75	35.75/29.75	29.25	64.25	90	13
	61THS-7236L-M	1986	2309	2309	2655	71.75	35.75/29.75	29.25	64.25	90	13



ORDERING NOTES

Swept tables are available with a modesty panel on the long straight side only.
Please see page 109 for options and upcharges.

DIMENSION KEY

W – WIDTH
D – depth
H – height of worksurface
KW – kneehole width

Dimensions are in inches and approximate.
Contact Customer Service if dimensions are critical.

See page 346 for Krug Express program.

STANDARD FINISHES

For a complete list of standard wood finishes please see page 347.

MODESTY PANELS

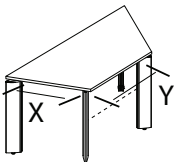
Please see page 109 for options and upcharges.

VENEER TOPS

Please note when ordering wood veneer tables, these tables can only be ordered with a wood edge.

V2 MODULAR | TRAPEZOID & CURVED TRAPEZOID TABLES

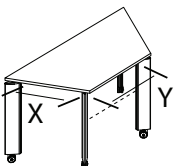
Description	Model	Laminate	Laminate	Rift Oak, Cherry, Walnut, Maple	Anigre	W	D	H	Shipping		Cubic		
		W/ PVC Edge	W/ Wood Edge						KW	Weight	Feet	Y	X
Trapezoid Table with Glides	61THTZ48-2424	1634	1795	1795	2062	47.75	20.75	29.25	40.25	53	7.5	23.75	23.75
	61THTZ60-2424	1909	2095	2095	2414	59.75	20.75	29.25	52	61	9	35.75	23.75
	61THTZ48-3030	1684	1848	1848	2127	47.75	25.75	29.25	40.25	61	8.5	18	29.75
	61THTZ60-3030	2010	2210	2210	2543	59.75	25.75	29.25	52	71	10	29.75	29.75
	61THTZ72-3636	2325	2556	2556	2939	71.75	30.75	29.25	64	86	13	35.75	35.75



ORDERING NOTES

Trapezoid tables are available with a modesty panel on the short side only. Please see page 109 for options and up-charges. Please note that on the trapezoid table the knife edge profile is not present on the angled sides of the table.

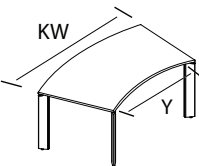
Trapezoid Table with Casters	61THTZ48-2424-M	1727	1888	1888	2172	47.75	20.75	29.25	40.25	53	7.5	23.75	23.75
	61THTZ60-2424-M	2005	2190	2190	2519	59.75	20.75	29.25	52	61	9	35.75	23.75
	61THTZ48-3030-M	1776	1942	1942	2235	47.75	25.75	29.25	40.25	61	8.5	18	29.75
	61THTZ60-3030-M	2105	2304	2304	2649	59.75	25.75	29.25	52	71	10	29.75	29.75
	61THTZ72-3636-M	2421	2649	2649	3048	71.75	30.75	29.25	64	86	13	35.75	35.75



ORDERING NOTES

Trapezoid tables are available with a modesty panel on the short side only. Please see page 109 for options and up-charges. Please note that on the trapezoid table the knife edge profile is not present on the angled sides of the table.

Curved Trapezoid Table with Glides	61TH30CT-3060	1878	2062	2062	2372	32.75	59.5	29.25	51.25	83	8.5	38.5	
	61TH30CT-3066	1917	2107	2107	2422	33	65.75	29.25	57.25	89	10.5	44.5	
	61TH30CT-3072	2006	2203	2203	2532	38.75	71.75	29.25	57.25	99	11.75	41.5	
	61TH30CT-3666	2078	2283	2283	2625	33.5	65.75	29.25	63	95	11.25	50.5	
	61TH30CT-3672	2172	2385	2385	2744	39.25	71.75	29.25	63	106	12.5	47.5	



ORDERING NOTES

Curved Trapezoid tables are not available with a modesty panel option.

DIMENSION KEY

W - width
D - depth
H - height of worksurface
KW - knee hole width

Dimensions are in inches and are plus or minus 1/8".
Contact Customer Service if dimensions are critical.

See page 346 for Krug Express program.

STANDARD FINISHES

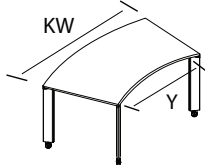
For a complete list of standard wood finishes please see page 347.

VENEER TOPS

Please note when ordering wood veneer tables, these tables can only be ordered with a wood edge.

V2 MODULAR | CURVED TRAPEZOID & VISIO TABLES

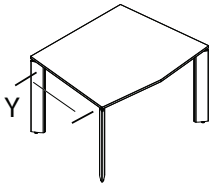
Description	Model	Laminate W/ PVC Edge	Laminate W/ Wood Edge	Rift Oak, Cherry, Walnut, Maple	Anigre	W	D	H	KW	Shipping Weight	Cubic Feet	Y
Curved Trapezoid Table with Casters	61TH30CT-3060-M	1971	2157	2157	2478	32.75	59.5	29.25	51.25	83	8.5	38.5
	61TH30CT-3066-M	2005	2202	2202	2531	33	65.75	29.25	57.25	89	10.5	44.5
	61TH30CT-3072-M	2089	2295	2295	2642	38.75	71.75	29.25	57.25	99	11.75	41.5
	61TH30CT-3666-M	2162	2377	2377	2734	33.5	65.75	29.25	63	95	11.25	50.5
	61TH30CT-3672-M	2257	2478	2478	2852	39.25	71.75	29.25	63	106	12.5	47.5



ORDERING NOTES

Curved Trapezoid tables are not available with a modesty panel option.

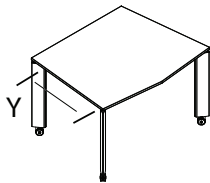
Visio End Table with Glides	61THV-473824	1589	1745	1745	2006	38	47.5	29.25	33.5	79	10.5	28.75
	61THV-593930	1859	2043	2043	2349	38.75	59.25	29.25	45.25	98	12	28.75
	61THV-713936	2132	2344	2344	2695	39.25	71.25	29.25	57	112	14	28.75



ORDERING NOTES

Visio End tables are not available with a modesty panel.

Visio End Table with Casters	61THV-473824-M	1680	1838	1838	2114	38	47.5	29.25	33.5	79	10.5	28.75
	61THV-593930-M	1953	2137	2137	2455	38.75	59.25	29.25	45.25	98	12	28.75
	61THV-713936-M	2225	2438	2438	2804	39.25	71.25	29.25	57	112	14	28.75



ORDERING NOTES

Visio End tables are not available with a modesty panel.

DIMENSION KEY

W - width
D - depth
H - height of worksurface
KW - kneehole width

Dimensions are in inches and are plus or minus 1/8".
Contact Customer Service if dimensions are critical.

See page 346 for Krug Express program.

STANDARD FINISHES

For a complete list of standard wood finishes please see page 347.

MODESTY PANELS

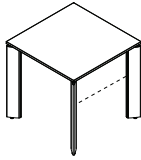
Please see page 109 for options and upcharges.

VENEER TOPS

Please note when ordering wood veneer tables, these tables can only be ordered with a wood edge.

V2 MODULAR | SQUARE & ROUND TABLES

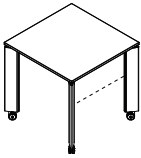
Description	Model	Rift Oak, Laminate W/ PVC Edge				W	D	H	KW	Shipping Weight	Cubic Feet
		Laminate W/ Wood Edge	Cherry, Walnut, Maple	Anigre							
Square Table with Glides	61THSQ-3030	1314	1443	1443	1657	29.75	29.75	29.25	22.5	53	6.5
	61THSQ-3636	1420	1547	1547	1777	35.75	35.75	29.25	28.5	64	8
	61THSQ-4242	1500	1660	1660	1909	41.75	41.75	29.25	34.5	77	10.5
	61THSQ-4848	1590	1770	1770	2034	47.75	47.75	29.25	40.5	92	12



ORDERING NOTES

The Square tables are available with a modesty panel that runs with the grain on one side only. Please see page 109 for options and upcharges.


Square Table with Casters	61THSQ-3030-M	1406	1535	1535	1765	29.75	29.75	29.25	22.5	53	6.5
	61THSQ-3636-M	1516	1641	1641	1887	35.75	35.75	29.25	28.5	64	8
	61THSQ-4242-M	1593	1752	1752	2016	41.75	41.75	29.25	34.5	77	10.5
	61THSQ-4848-M	1684	1861	1861	2142	47.75	47.75	29.25	40.5	92	12



ORDERING NOTES

The Square tables are available with a modesty panel that runs with the grain on one side only. Please see page 109 for options and upcharges.

Round Table with Glides	61THD-36	1599	1776	1776	2044	35.75	35.75	29.25	18.25	57	8
	61THD-42	1721	1918	1918	2207	41.75	41.75	29.25	22.5	68	10.5
	61THD-48	1820	2034	2034	2338	47.75	47.75	29.25	26.75	85	12
	61THD-54	1945	2067	2067	2377	53.75	53.75	29.25	30.75	97	14.5



ORDERING NOTES

Round tables are not available with a modesty panel option.

DIMENSION KEY

- W - width
- D - depth
- H - height of worksurface
- KW - kneehole width
- Y - dimensions as indicated on line drawing
- X - dimensions as indicated on line drawing

Dimensions are in inches and are plus or minus 1/8".
Contact Customer Service if dimensions are critical.

See page 346 for Krug Express program.

STANDARD FINISHES

For a complete list of standard wood finishes please see page 347.

MODESTY PANELS


Please see page 109 for options and upcharges.

VENEER TOPS

Please note when ordering wood veneer tables, these tables can only be ordered with a wood edge.

V2 MODULAR | ROUND TABLES

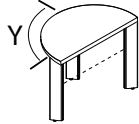
Description	Model	Laminate W/ PVC Edge	Laminate W/ Wood Edge	Rift Oak, Cherry, Walnut, Maple	Anigre	W	D	H	KW	Shipping Weight	Cubic Feet	Y
Round Table with Casters	61THD-36-M	1693	1872	1872	2151	35.75	35.75	29.25	18.25	57	8	-
	61THD-42-M	1815	2013	2013	2316	41.75	41.75	29.25	22.5	68	10.5	-
	61THD-48-M	1915	2128	2128	2448	47.75	47.75	29.25	26.75	85	12	-
	61THD-54-M	2038	2161	2161	2487	53.75	53.75	29.25	30.75	97	14.5	-



ORDERING NOTES

Round tables are not available with a modesty panel option.

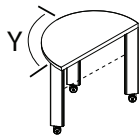
Half Round Table with Glides	61THDH-4824	1395	1526	1526	1756	47.75	23.75	29.25	40.75	50	8	25.75
	61THDH-6030	1567	1750	1750	2013	59.75	29.75	29.25	52.75	64	10	34



ORDERING NOTES

Half Round meeting tables are available with modesty panel on the straight side only.
Please see page 109 for options and upcharges.

Half Round Table with Casters	61THDH-4824-M	1489	1620	1620	1862	47.75	23.75	29.25	40.75	50	8	25.75
	61THDH-6030-M	1660	1845	1845	2121	59.75	29.75	29.25	52.75	64	10	34



ORDERING NOTES

Half Round meeting tables are available with modesty panel on the straight side only.
Please see page 109 for options and upcharges.

DIMENSION KEY

W – width
D – depth
H – height of worksurface
KW – kneehole width
Y – dimensions as indicated on line drawing

Dimensions are in inches and are plus or minus 1/8".
Contact Customer Service if dimensions are critical.

See page 346 for Krug Express program.

STANDARD FINISHES

For a complete list of standard wood finishes please see page 347.

VENEER TOPS

Please note when ordering wood veneer tables, these tables can only be ordered with a wood edge.

V2 MODULAR | CONNECTING TOPS

Description	Model	Laminate	Laminate	Rift Oak, Cherry, Walnut, Maple	Anigre	W	D	H	KW	Shipping Weight	Cubic Feet
		W/ PVC Edge	W/ Wood Edge								
45° Corner Connecting Top	61TC-2424-45	386	424	424	485	18.25	23.75	-	18.25	21	2.5
	61TC-3030-45	408	449	449	517	22.75	29.75	-	22.75	27	3.5
	61TC-3636-45	436	478	478	550	27.25	35.75	-	27.25	36	4.5



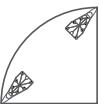
60° Corner Connecting Top	61TC-2424-60	436	478	478	550	23.75	23.75	-	23.75	27	3
	61TC-3030-60	462	507	507	585	29.75	29.75	-	29.75	36	4
	61TC-3636-60	494	545	545	625	35.75	35.75	-	35.75	44	5.5



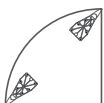
90° Corner Connecting Top	61TC-2424-90	515	563	563	649	33.75	23.75	-	33.75	36	2.5
	61TC-3030-90	545	598	598	687	42.75	29.75	-	42	44	5.5
	61TC-3636-90	583	640	640	735	50.5	35.75	-	50.5	61	8



90° Corner Connecting Top with 2 Legs (Glides)	61TC-2424-90-Q2	1047	1151	1151	1326	33.75	23.75	29.25	24.25	47	4.7
	61TC-3030-90-Q2	1084	1190	1190	1371	42.75	29.75	29.25	32.75	55	7.7
	61TC-3636-90-Q2	1124	1236	1236	1420	50.5	35.75	29.25	41.25	72	10.2



90° Corner Connecting Top with 2 Legs (Casters)	61TC-2424-90-Q2-M	1142	1247	1247	1432	33.75	23.75	29.25	24.25	47	4.7
	61TC-3030-90-Q2-M	1177	1285	1285	1476	42.75	29.75	29.25	32.75	55	7.7
	61TC-3636-90-Q2-M	1218	1329	1329	1528	50.5	35.75	29.25	41.25	72	10.2



NOTE

Connecting tops ship complete with ganging brackets.

DIMENSION KEY

W – width
D – depth
H – height of worksurface
KW – kneehole width
Y – dimensions as indicated on line drawing

Dimensions are in inches and are plus or minus 1/8".
Contact Customer Service if dimensions are critical.

See page 346 for Krug Express program.

STANDARD FINISHES

For a complete list of standard wood finishes please see page 347.

VENEER TOPS

Please note when ordering wood veneer tables, these tables can only be ordered with a wood edge.

V2 MODULAR | MODESTY PANELS

Description	Model	Size	Rift Oak, Cherry, Walnut, Maple	Anigre	Rift Oak Cherry Walnut Maple w/Grommets	Anigre w/Grommets	Shipping Weight	Cubic Feet
Modesty Panels - wood	X21	30"	381	442	438	494	5	1
		36"	381	442	438	494	6.4	1.25
		42"	381	442	438	494	7.8	1.25
		48"	388	449	446	506	9.1	1.5
		54"	403	462	462	519	10.5	1.75
		60"	403	462	462	519	11.8	2
		66"	414	477	474	536	13.2	2.25
		72"	426	493	489	554	14.6	2.25
		11" - 48X30 Trapezoid	370	426	423	480	2.5	0.5
		17" - 48X24 Trapezoid	370	426	423	480	3.9	0.75
		23" - 60X30 Trapezoid	381	442	438	494	5.2	1
		29" - 60X24 Trapezoid	381	442	438	494	6.6	1.25
		29" - 72X36 Trapezoid	381	442	438	494	6.6	1.25

ORDERING NOTES

With wood veneer modesty panels, the grain runs vertically. To specify fixed wood modesty panels apply above pricing for the specific modesty panel and add (X21) to the end of the model number 61THRT-4824-X21. To order a modesty panel with grommets please specify when ordering and apply the appropriate pricing from above.

Description	Model	Size	Laminate W/ PVC	Laminate W/ w/Grommets		Shipping Weight	Cubic Feet
Modesty Panels - plastic laminate	X23	30"	328	393		5	1
		36"	328	393	6.4	1.25	
		42"	328	393	7.8	1.25	
		48"	336	404	9.1	1.5	
		54"	346	416	10.5	1.75	
		60"	346	416	11.8	2	
		66"	357	428	13.2	2.25	
		72"	369	443	14.6	2.25	
		11" - 48X30 Trapezoid	320	382	2.5	0.5	
		17" - 48X24 Trapezoid	320	382	3.9	0.75	
		23" - 60X30 Trapezoid	328	393	5.2	1	
		29" - 60X24 Trapezoid	328	393	6.6	1.25	
		29" - 72X36 Trapezoid	328	393	6.6	1.25	

ORDERING NOTES

With wood grain laminate modesty panels, the grain runs lengthwise. To specify laminate modesty panels apply above pricing for the specific modesty panel and add (X23) to the end of the model number 61THRT-4824-X23. To order a modesty panel with grommets please specify when ordering and apply the appropriate pricing from above.

DIMENSION KEY

W - width
D - depth
H - height of worksurface
KW - kneehole width

Dimensions are in inches and are plus or minus 1/8".
Contact Customer Service if dimensions are critical.

See page 346 for Krug Express program.

STANDARD FINISHES

For a complete list of standard wood finishes please see page 347.

MODESTY PANELS

Please see page 109 for options and upcharges.

VENEER TOPS

Please note when ordering wood veneer tables, these tables can only be ordered with a wood edge.

V2 MODULAR | MODESTY PANELS

Description	Model	Size	Upcharge	W/Grommets	Shipping Weight	Cubic Feet
Modesty Panels perforated metal	X28	30"	354	421	3.3	1
		36"	354	421	4.2	1.25
		42"	354	421	5.1	1.25
		48"	362	429	6	1.5
		54"	375	445	6.9	1.75
		60"	375	445	7.8	2
		66"	386	456	8.7	2.25
		72"	397	472	9.6	2.25
		11" - 48X30 Trapezoid	345	407	1.7	0.5
		17" - 48X24 Trapezoid	345	407	2.6	0.75
		23" - 60X30 Trapezoid	354	421	3.4	1
		29" - 60X24 Trapezoid	354	421	4.3	1.25
		29" - 72X36 Trapezoid	354	421	4.3	1.25

ORDERING NOTES

To specify fixed perforated metal modesty panels apply above pricing for the specific modesty panel and add (X28) to the end of the model number 61THRT-4824-X28. Perforated metal modesty panels come powder coated in Silver Metallic. To order a modesty panel with grommets please specify when ordering and apply the appropriate pricing from above.

Modesty Panels - frosted acrylic	X29	30"	288	354	1.2	1
		36"	288	354	1.6	1.25
		42"	288	354	1.9	1.25
		48"	296	362	2.2	1.5
		54"	305	375	2.5	1.75
		60"	305	375	2.9	2
		66"	314	386	3.2	2.25
		72"	324	397	3.5	2.25
		11" - 48X30 Trapezoid	282	345	.6	0.5
		17" - 48X24 Trapezoid	282	345	1	0.75
		23" - 60X30 Trapezoid	288	354	1.3	1
		29" - 60X24 Trapezoid	288	354	1.6	1.25
		29" - 72X36 Trapezoid	288	354	1.6	1.25

ORDERING NOTES

To specify frosted acrylic modesty panels apply above pricing for the specific modesty panel and add (X29) to the end of the model number 61THRT-4824-X29. To order a modesty panel with grommets please specify when ordering and apply the appropriate pricing from above.

DIMENSION KEY

W - width
D - depth
H - height of worksurface
KW - kneehole width

Dimensions are in inches and are plus or minus 1/8".
Contact Customer Service if dimensions are critical.

See page 346 for Krug Express program.

STANDARD FINISHES

For a complete list of standard wood finishes please see page 347.



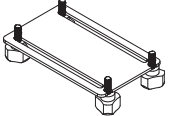
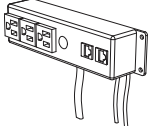
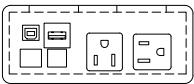
MODESTY PANELS

Please see page 109 for options and upcharges.

VENEER TOPS

Please note when ordering wood veneer tables, these tables can only be ordered with a wood edge.

V2 MODULAR | LEGS & POWER

Description	Model	Price	W	D	H	Shipping Weight	Cubic Feet
V2 Leg with Glides 	61LEG	185	4	9.25	29.25	5.1	2.2
V2 Leg with Casters 	61LEGM	221	4	9.25	29.25	5.1	2.2
Ganging Module 	61GANG	45	-	-	-	1	0.5
Power/Data/Link 	61POWER/DATALINK	324	-	-	-	-	-
Surface Module 	61SURFACEMODULE	185	8	4	-	-	-

ORDERING NOTES

It is recommended to use 2 brackets per seam.

ORDERING NOTES

Power/data/link comes with 3 receptacles and 2 RJ45's.

Power cord is 10 ft. long.

Data cords are 14 ft. long.

ORDERING NOTES

Surface module comes with 3 receptacles - 2 above the worksurface and 1 below, 1 USB port, 1 USB printer port, 1 RJ45 and 1 RJ11. The USB ports in this device do not charge unless connected to a transformer or another power supply device.

DIMENSION KEY

W - width
D - depth
H - height of worksurface
KW - kneehole width
Y - dimensions as indicated on line drawing

Dimensions are in inches and are plus or minus 1/8".
Contact Customer Service if dimensions are critical.

See page 346 for Krug Express program.

STANDARD FINISHES

For a complete list of standard wood finishes please see page 347.



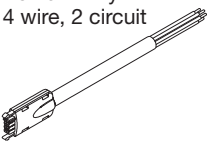

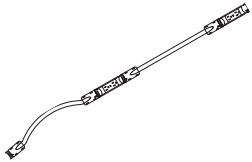
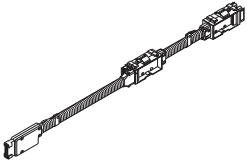
MODESTY PANELS

Please see page 109 for options and upcharges.

VENEER TOPS

Please note when ordering wood veneer tables, these tables can only be ordered with a wood edge.

V2 MODULAR | POWER

Description	Model	Price	W	D	H	Shipping Weight	Cubic Feet
4-Wire 42" Jumper 	61EC4JUMP-42	75	-	-	-	1	0.25
ORDERING NOTES This longer jumper cable is required when connecting one table off the edge to the end of another table using the 4-Wire System. Jumper cables allow you to daisychain each wired table to the next. Please refer to page 93 for further explanation.							
8-Wire 42" Jumper 	61EC8JUMP-42	118	-	-	-	1	0.25
ORDERING NOTES This longer jumper cable is required when connecting one table off the edge to the end of another table using the 8-Wire System. Jumper cables allow you to daisychain each wired table to the next. Please refer to page 93 for further explanation.							
Power Entry - 4 wire, 2 circuit 	61EC4PE	112	-	-	-	1	.25
ORDERING NOTES Please note when ordering the 4-Wire or 8-Wire Power Entry components, you must also order the 4-Wire or 8-Wire System, to work in conjunction.							
Power Entry - 8 wire, 4 circuit 	61EC8PE	148	-	-	-	1	.25
ORDERING NOTES Please note when ordering the 4-Wire and 8-Wire Power Entry components, you must also order either the 4-Wire or 8-Wire System, to work in conjunction.							
4-Wire System 	61EC4-30	161	-	-	-	2	.25
	61EC4-36	161	-	-	-	2	.25
	61EC4-42	161	-	-	-	2	.25
	61EC4-48	170	-	-	-	2	.25
	61EC4-54	170	-	-	-	2	.25
	61EC4-60	176	-	-	-	2	.25
	61EC4-66	185	-	-	-	2	.25
	61EC4-72	191	-	-	-	2	.25
ORDERING NOTES Please note when ordering the 4-Wire or 8-Wire System, you must also order the 4 wire or 8 wire Power Entry in conjunction to work together. Each model comes standard with an 18" Jumper.							
8-Wire System 	61EC8-30	221	-	-	-	2	.25
	61EC8-36	237	-	-	-	2	.25
	61EC8-42	243	-	-	-	2	.25
	61EC8-48	250	-	-	-	2	.25
	61EC8-54	258	-	-	-	2	.25
	61EC8-60	264	-	-	-	2	.25
	61EC8-66	280	-	-	-	2	.25
	61EC8-72	287	-	-	-	2	.25
ORDERING NOTES Please note when ordering the 4-Wire or 8-Wire System, you must also order the 4 wire or 8 wire Power Entry in conjunction to work together. Each model comes standard with an 18" Jumper.							

DIMENSION KEY

W – width
D – depth
H – height of worksurface
KW – kneehole width

Dimensions are in inches and are plus or minus 1/8".
Contact Customer Service if dimensions are critical.

See page 346 for Krug Express program.

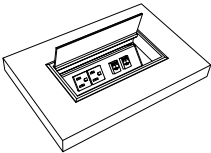
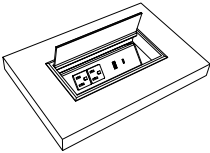
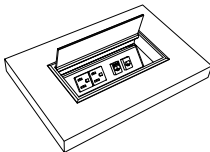
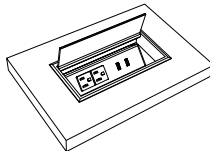
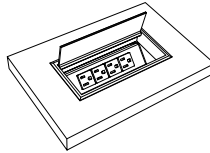
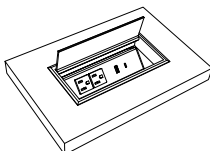
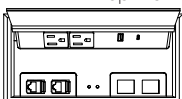
STANDARD FINISHES

For a complete list of standard wood finishes please see page 347.

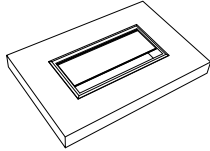
VENEER TOPS

Please note when ordering wood veneer tables, these tables can only be ordered with a wood edge.

POWERPORTS

Description	Model	Price	W	D	H	Shipping Weight	Cubic Feet
PowerPort 1 - 2 RJ45s (Category 5/6)	PORT1	258	8	4	-	-	-
	Port Includes: 2 accessible power outlets & 1 side utility outlet powered by a 10' plug-in cord; 2 RJ45 (category 5/6) each with hard wired 10' data cords; 2 velcro wire managers and metal power port shroud. PortPort lid is Silver Metallic. NOTE: RJ45 jacks with hard wired data cords included here must be within 10' of building utilities source to be functional.						
PowerPort 2 - USB-A & USB-C	PORT2	260	8	4	-	-	-
	Port Includes: 2 accessible power outlets & 1 side utility outlet; 1 USB-A & 1 USB-C charging ports all powered by a 10' plug-in cord; 2 velcro wire managers and metal power port shroud. PortPort lid is Silver Metallic.						
PowerPort 3 - RJ11 & RJ45	PORT3	250	8	4	-	-	-
	Port Includes: 2 accessible power outlets & 1 side utility outlet; 1 RJ11 & 1 RJ45 (Category 5/6); 2 Velcro wire managers & PowerPort Shroud; 1 x 10 Foot Data Cords (T568A) & 1 x 14 Foot RJ11 (Telecomm); powered by a 10' plug-in cord. PortPort lid is Silver Metallic. NOTE: RJ45 & RJ11 jacks with hard wired data cords included here must be within 10' of building utilities source to be functional.						
PowerPort 4 - 2 USB-A	PORT4	265	8	4	-	-	-
	Port Includes: 2 accessible power outlets & 1 side utility outlet; 2- USB-A charging ports all powered by a 10' plug-in cord; 2 velcro wire managers and metal power port shroud. PortPort lid is Silver Metallic.						
PowerPort 5 - 4 Receptacles	PORT5	260	8	4	-	-	-
	Port Includes: 4 accessible power outlets & 1 side utility outlet powered by a 10' plug-in cord; 2 velcro wire managers and metal power port shroud. PortPort lid is Silver Metallic.						
PowerPort 6 - USB-A, USB-C & RJ45	PORT6	377	8	4	-	-	-
	Port Includes: 2 accessible power outlets & 1 side utility outlet 1 USB-A, 1 USB-C charging ports all powered by a 10' plug-in power cord. Includes 2 velcro wire managers and metal power port shroud with 2 data plate knock outs, 1 #M02 plate insert & 2 #S01W RJ45 female input, punch down terminal output snap in jacks. 2nd data plate knock out is blank for future use.						
							

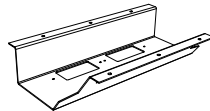
Description	Model	Price	W	D	H	Shipping Weight	Cubic Feet
Port - no Powerbar	Port0	127	8	4	-	-	-



Port Includes: Port Cover & Bracket/Shroud only.

ORDERING NOTE: Velcro wire managers not included, see below for pricing. PortPort lid is Silver Metallic.

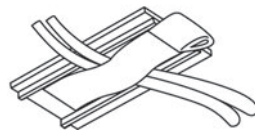
PowerPort Shroud with 2 Data Plate Knock-outs	SHROUD2KO	Must be requested - no upcharge	-	-	-	-	-
---	-----------	------------------------------------	---	---	---	---	---



Angled PowerPort Shroud Includes: shroud with 2 data plate knock-outs in the bottom.

ORDERING NOTE: Please refer to data plate, data and AV integration options on page XX.

Velcro Wire Manager (qty 1)	WM-4	24	2	4.5	0.5	-	-
-----------------------------	------	----	---	-----	-----	---	---



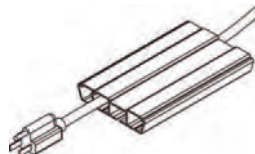
2 velcro wire managers are included with Ports 1-5.

Wire Management Trough	WM-72	169	72	3	1	-	-
------------------------	-------	-----	----	---	---	---	---



Wire Management Trough is standard in a 72" length & can be cut to specific length; double-sided tape installation.

4-Channel Wire Management	CM-72	214	72	3	1	-	-
---------------------------	-------	-----	----	---	---	---	---





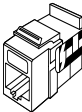
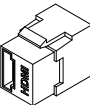
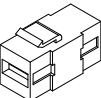
4-Channel Wire Management is standard in a 72" length & can be cut to specific length; double-sided tape installation.

Round Grommet	Round Grommet - Silver Metallic	142	-	-	-	-	-
	Round Grommet - Black	142	-	-	-	-	-



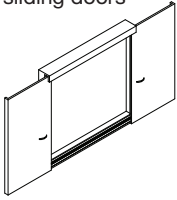
One 60mm Grommet in a standard position is available at no charge per table.

POWER/DATA

SNAP IN PORTS	Reference Code	Description	List Price
ADAPTOR PLATES			
	M02	Adaptor Plate (2) - accepts two snap in data ports	37
	M04	Adaptor Plate (4) - accepts four snap in data ports	37
	M06	Adaptor Plate (6) - accepts six snap in data ports	37
ORDERING NOTES: Blank covers are required when port is not in use, please see page 55.			
		RJ-45 - Category 6 data connection. This connector is also downwards compatible with Category 5 cabling. Connector is a female input with a #110 punch-down terminal block output (back side of Console interface) for on-site hard wire connection.	45
	S01W	RJ45-CAT6 (White)	
	S01B	RJ45-CAT6 (Blue)	
	S01R	RJ45-CAT6 (Red)	
		RJ11 - Telephone type connection. Connector is a female input with a #110 punch-down terminal block output (back side of Console interface) for on-site hard wire connection.	31
	S02W	RJ11 (White)	
	S02B	RJ11-B (Black)	
	S02G	RJ11-G (Green)	
	S02R	RJ11-R (Red)	
	S02Y	RJ11-Y (Yellow)	
	S04	HDMI - High Definition Multimedia Interface connection. Connector carries both HD audio and video data. Connector is a female-to-female pass through.	165
	S08	USB-A - Full size USB "A" style connection. Connector is a female-to-female pass through.	59

V2 MODULAR | MEDIA

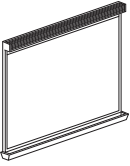
Description	Model	Rift Oak, Cherry, Walnut, Maple	Anigre	W	D	H	Shipping Weight	Cubic Feet
Visual Board with sliding doors	62VBS-4848	5464	6282	47.75	47.75	6.5	120	16




ORDERING NOTES

Please note projection screen can not be ordered with the visual board with sliding doors.

White Board with Projection Screen	62WB-4848	2187	2516	47.75	47.75	4.75	90	16
	62WB-5454	2245	2581	53.75	53.75	4.75	115	17.5



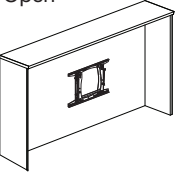
Plasma Screen Cabinet	62CMBUPS-722041	7847	9024	71.75	20	41.25	263	45.5
	62CMBUPS-722441	8380	9637	71.75	24	41.25	329	53
	62CMBUPS-722441G	9219	10601	71.75	24	41.25	329	53



ORDERING NOTES

Glass doors are available with Como pulls only

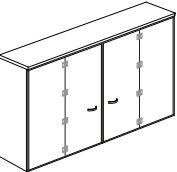
Media Hutches - Open	62CMHTO-751541	4378	5034	74.75	15	41.5	167	33
-------------------------	----------------	------	------	-------	----	------	-----	----



ORDERING NOTES

Media Hutch comes with the wall mount bracket.

Media Hutches - with Doors	62CMHT-751541	5319	6116	74.75	15	41.5	172	33
-------------------------------	---------------	------	------	-------	----	------	-----	----



ORDERING NOTES

Please note that the Media Hutch with doors comes with two bifold doors that open away from the center.
Media Hutch comes with the wall mount bracket.

DIMENSION KEY

W - width
D - depth
H - height of worksurface

Dimensions are in inches and are plus or minus 1/8".
Contact Customer Service if dimensions are critical.

See page 346 for Krug Express program.

CODE DESCRIPTION

VBS - visual board with sliding doors
WB - white board
CM - conference media
BU - buffet
PS - plasma lift
HTO - open hutch
HT - hutch
G - glass

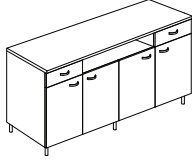
STANDARD FINISHES

For a complete list of standard wood finishes please see page 347.

NON-STANDARD GROMMETS

Grommets in non-standard positions are available at
\$142 list per grommet.


Description	Model	Rift Oak, Cherry, Walnut, Maple	Anigre	W	D	H	Shipping Weight	Cubic Feet
Media Buffet - with Equipment Shelf	62CMBU-752035-13	7350	8454	74.75	20.25	34.5	245	43.5
	62CMBU-752435-13	7499	8623	74.75	24.25	34.5	295	3.5



ORDERING NOTES

Media buffets are available with optional locks for an upcharge of **\$142 list** per lock.

Media Pedestals	62CMP-192035-11	2946	3389	18.75	19.75	34.5	62	10.5
	62CMP-192435-11	3238	3723	18.75	23.75	34.5	74	12.5
	62CMP-192035-11G	3006	3455	18.75	19.75	34.5	62	10.5
	62CMP-192435-11G	3307	3803	18.75	23.75	34.5	74	12.5




ORDERING NOTES

When ordering media pedestals, please add an "L" or "R" to model number to denote a right or left hinged door.

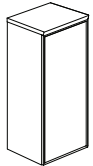
Media pedestals are available with optional locks for an upcharge of **\$142 list** per lock.

Glass doors are available with Como pulls only

	62CMP-362035-11	3516	4040	35.75	19.75	34.5	117	18.5
	62CMP-362435-11	3867	4446	35.75	23.75	34.5	140	22
	62CMP-362035-11G	3594	4134	35.75	19.75	34.5	117	18.5
	62CMP-362435-11G	3953	4546	35.75	23.75	34.5	140	22



Media Piers - Single	62CMPR-191541	3031	3484	18.75	15	41.5	61	9
	62CMPR-191541G	3333	3834	18.75	15	41.5	61	9



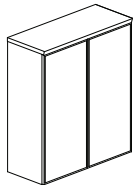
ORDERING NOTES

Media piers must be ordered in conjunction with Media Pedestals.

When ordering media piers, please add an "L" or "R" to model number to denote a right or left hinged door.

Media piers are available with optional locks for an upcharge of **\$142 list** per lock.

Media Piers - Double	62CMPR-361541	3445	3961	35.75	15	41.5	85	16
	62CMPR-361541G	3790	4355	35.75	15	41.5	85	166



ORDERING NOTES

Media piers are available with optional locks for an upcharge of **\$142 list** per lock.

DIMENSION KEY

W - width
D - depth
H - height of worksurface

Dimensions are in inches and are plus or minus 1/8".
Contact Customer Service if dimensions are critical.

See page 346 for Krug Express program.

CODE DESCRIPTION

CM - conference media
BU - buffet
P - pedestal
PR - pier
G - glass door
L - door hinged left
R - door hinged right

STANDARD FINISHES

For a complete list of standard wood finishes please see page 347.

ORDERING NOTES

Media piers must be ordered in conjunction with Media Pedestals.

NON-STANDARD GROMMETS

Grommets in non-standard positions are available at **\$142 list** per grommet.

Terms and Conditions

Net 30 days on approved credit. A late payment charge of 1% per month will be applied on overdue invoices. This charge will be pro-rated to the number of days past 30 days that the invoice is overdue. All applicable sales taxes are extra. Distribution of this price list does not in itself constitute an offer to sell. Orders can be received only from authorized Krug dealers. Acceptance of any order and terms of sale may be established at the discretion of Krug. Deposits are required on orders received from new accounts as well as on large or special orders. Krug reserves the right to discontinue designs, or to change designs, construction, prices, or materials without notice.

Contact Information

Phone: 1.888.578.KRUG (5784) | Fax: 1.519.748.5177

Purchase Order Fax: 1.888.236.4783

Purchase Order E-mail: orders@krug.ca

Web: www.krug.ca E-mail: solutions@krug.ca

Customer Service Hours

Please note customer service hours are:

8:30 am to 5:00 pm est

Customer Satisfaction

It is the primary goal of Krug and our staff to ensure the complete satisfaction of our customers with our products and performance. If a problem arises with a Krug product after the expiration of the limited warranty period, Krug will exercise its best efforts to achieve the satisfaction of the customer in a manner that is fair to all concerned.

Order Acknowledgments

Each order will be acknowledged via e-mail or fax. This acknowledgment is the final agreement between Krug and the customer, superseding all previous communications regarding the purchase order. Where there is a discrepancy on a purchase order between a product code and a description, Krug will make every effort to resolve the discrepancy, but will be ruled by the product code ordered. Please check all acknowledgments for accuracy, and advise Krug of any discrepancies with a purchase order.

Order Cancellation

Krug reserves the right to not accept or allow cancellation of orders. All products are manufactured on a custom-made, make-to-order basis, and the purchasing, engineering and production of orders begins shortly after order placement - and the customer purchase order is a contract that authorizes Krug to manufacture the products. Acceptance of order cancellation (or partial cancellation) is solely at the discretion of Krug, and is dependent on the extent to which engineering, purchasing and manufacturing has been initiated by the time cancellation is requested. No order cancellations (partial or otherwise) are allowable more than 4 weeks from date of order placement (as order production is unable to be terminated by that point), and full payment of the acknowledged order value is required for any orders cancelled after 4 weeks. Cancellations may be allowable in less than 4 weeks after order placement, depending on the extent to which manufacturing has been initiated. An acceptance of order cancellation requires that the purchaser agrees to make payment for all costs incurred to the point of acceptance of cancellation. Cancellation charges include all costs for purchase of dedicated material and components, engineering costs for non-standard products, and all costs for manufacturing completed to that point, as well as a \$350 net charge for processing of the original order and for processing of cancellation invoicing.

Pricing

Krug endeavors to ensure that all prices in this price list reflect accurately our current prices. However, errors do occur and will be rectified through notices to the field. Krug reserves the right to acknowledge pricing that may be different from the price list.

Storage Charges

Krug reserves the right to assess a nominal storage charge if a customer does not accept shipment of an order within a week of the ship date.

Warranty

Krug warrants the construction and the finish of all our products to be free from defects in materials and workmanship for a period of 10 years from the date of purchase. This warranty is applicable to products in use by their original purchaser. This warranty does not apply to components not manufactured by Krug including textiles, which are subject to the specific warranties of those manufacturers, if any. Textiles (fabric, leather, vinyl, or any other covering material) suppliers do not guarantee their products for durability and color fastness, and nor does Krug. Casters, mechanical and electrical components have a warranty of five years from the date of purchase. The Krug warranty does not apply to COM-specified materials, damage caused by a carrier other than Krug, or variation in wood finishes due to natural wood color variation. Krug cannot be held responsible for variations in fabric dye lots from order to order. All fabric is carefully inspected when it is received, but a degree of variation in color should be expected. Repairs or replacement of any defect covered under this warranty by Krug will be made, at our option and method, at no charge to the original purchaser during the warranty period. Krug's judgement is final and binding with respect to the nature or cause of defects or damage, and the necessity or manner of repair or replacement.

This warranty does not apply to defects or damage resulting from:

- normal wear and tear occurring with the use of the product
- negligence, misuse, excessive use, alteration, improper cleaning or repair
- substitution or use of incorrect or unauthorized components or material
- handling or installation that is incorrect, or that causes damage or defect
- damage incurred by a freight carrier other than Krug
- wearing of finishes and fabrics, and normal variations in materials (including dye lot variations)
- properties of natural materials, including wood and leather
- exposure to environments with uncontrolled temperature and humidity (products must be transported, stored and used in climate-controlled conditions)

Export Packaging

Krug is pleased to provide the option for export packaging on all our products, to provide additional protection from damage. For shipments overseas, a quote for export packaging can be provided, based on the products to be ordered and the delivery destination - please contact Customer Service or Bids & Specification Support for more information and a quotation. KRUG is not responsible for shipment damage occurring on overseas shipments

Export Packaging is STRONGLY RECOMMENDED for:

- (A) all shipments outside of the lower 48 states and Canada.
- (B) all shipments that will be held in storage for an extended period prior to installation.

Important: Please note that Krug will not be responsible for damage claims on product shipped or stored in the above conditions but where export packaging has not been utilized.

Dimensions

Dimensions are in inches and approximate, and subject to change without notice. Contact Customer Service if dimensions are critical.

Installation Support

For assistance please contact Technical Support at 1-888-578-5784 x216 or e-mail installationhelp@krug.ca and you will be directed to the appropriate installation support person.

Custom Capabilities

Over 15% of our orders involve some type of custom work, and we invite our customers to make use of our extensive capabilities. These include:

- 1) Dimensional customization of standard size products
- 2) Custom wood finishes
- 3) For larger orders, completely custom-designed products, as well as non-standard wood species can be specified.

Custom orders may require additional production lead times. Contact Customer Service for more information.

GENERAL INFORMATION

Freight Terms and Conditions

1. All product is shipped FOB the Krug factory. Freight is either pre-paid to the destination or not pre-paid, depending on established customer specific freight terms.
2. Docks at the selected delivery location must be equipped to handle a 53' trailer. If a dock is inadequate for delivery by Krug, Krug will re-deliver to another local location and any additional costs will be charged to the customer.
3. For all deliveries, it is understood that Krug or its agent is making a dock delivery only (equipped to handle a 53' trailer), and any further work of truck unloading, delivery beyond the dock, installation, and removal of packaging is not authorized or paid for by Krug.
4. Drop shipments to the installation site, and timed deliveries, are available on larger shipments (full truckloads or slightly less) at no additional charge. Drop shipments or timed deliveries for smaller shipments may not be available, or if available will require a surcharge. Deliveries on an after hours basis, or on weekends, or any other special requirements, may be subject to a surcharge. Location and contact information, and the requested time of delivery, is required at least one week prior to the acknowledged shipment date. If this information is not provided one week in advance, or if the location or time of the drop shipment is changed less than one week in advance, a surcharge may be applied, and/or the drop shipment may not be scheduled. For deliveries requested Monday to Thursday after 5:00 pm, please apply a surcharge of \$250/shipment. For deliveries requested Monday to Friday before 7:00 am, please apply a surcharge of \$250/shipment. For deliveries requested Friday (after 3:00 pm) or weekends, please apply a surcharge of \$500/shipment. (local times).
5. For all deliveries - whether to the Customer location or drop shipment - any circumstances that result in the delay of our carrier (including unsuitable receiving facilities, or facilities not open or available), service charges will be applied at the rate of \$75/hour. Where re-delivery is necessary because of these circumstances, the full cost of re-delivery will be charged. If Less Than Truck Load is delivering, one hour is allocated to unload. Any additional time required to unload after the first hour is \$75/hour. If a Truck Load is delivering the order, three hours is allocated to unload. Any additional time required to unload is \$75/hour. Direct deliveries to site for large orders are possible, (must exceed \$60,000 net), and accommodate 48 - 53' trailers. Krug is responsible for delivery to the approved delivery address. If an address change is required, this must be authorized by Krug 5 business days prior to ship date. Any additional delivery costs incurred after this time will be charged to the customer.

Product Strength and Durability Testing

All Krug Conference products meet or exceed the testing requirements of ANSI/BIFMA X5.5-2014 or X5.9-2012.



Damaged Shipments

All Krug product is well engineered, carefully inspected, and expertly loaded onto our trucks at our Distribution Center. If you receive any damaged freight, we ask that you do not refuse the shipment. Krug is not responsible for damage to goods that occurs in transit or storage. It is the purchaser and/or receiver's responsibility to examine the goods upon receipt and to notify Krug of any damages, overages or shortages. Any discrepancies should be noted on the Bill of Lading. The delivering carrier will not accept responsibility for shortages or damages if signed "clear". Notification of concealed damage claims must be made to Krug Distribution within 5 days of delivery, along with digital pictures if available. All product and packaging must be available for inspection. Krug liability ceases after 5 business days and Krug will not be responsible for concealed damages if shipments are left unopened. Krug is not responsible for the condition of product that is stored or installed in an environment where temperature and humidity are not controlled.

Field Product Report Authorization

Krug's written authorization, in the form of an FPR number, must be obtained prior to incurring charges of any kind if Krug is expected to pay these charges. This includes authorization for returns, field repairs and replacements, post field repairs, installation and delivery charges. Krug reserves the right to have its representative inspect product related to any request for such authorizations, prior to that authorization being provided. Deductions from invoices paid for any charges to Krug, without prior written authorization in the form of an FPR, will not be accepted. Digital photographs may be required to complete the FPR process.

Care and Maintenance

Wood Finishes - Although Krug's extensive finishing process ensures a durable finish on all our products, there are several steps that can be taken to protect and prolong the life and beauty of the finish. Protect the top by placing felt pads on the bottom of any accessories and mechanical equipment. Rubber and oil will permanently mark surfaces. Use a desk pad to prevent possible damage and imprinting caused by writing instruments and sharp objects. Dust only with a clean, dry cloth, going with the grain. Clean any marks with a damp cloth, using a small quantity of mild soap or detergent. Do not use any wax-based polish, spray or silicone. Eventually, a film will build up and discolor the top. Do not place your furniture in a position of permanent exposure to direct sunlight.

Plastic Laminates - Clean plastic laminates with mild soap and warm water. Do not use steel wool, hot water, or any abrasive cleaning product.

Krug Panel Fabric Program

Tackboards can be upholstered in COM material supplied by the customer, and in a selection of stocked tackboard fabrics supplied by Momentum. The Momentum Panel fabrics are available on Krug Express. They are 100% polyester. For additional information and color selections, please refer to our Panel Fabrics card and Krug's website. www.krug.ca PRODUCTS / FABRICS / PANEL. The Momentum panel fabrics pass ASTM-E84-87 Fire Codes. If memo samples are required please call Momentum at 1-800-366-6839.



PROGRAM DETAILS

KrugExpress orders are ready to ship by the date acknowledged. Delivery and shipping schedules may result in actual shipping of orders at a later date. Statutory holidays and scheduled factory vacations may add to acknowledged lead times of *KrugExpress* orders. Unless otherwise specified on the order, the customer's standard method of shipping Krug products will be utilized.

Available factory capacity for *KrugExpress* is filled by orders received on a "first come, first serve" basis. If the normal *KrugExpress* lead time is not available for your order because available capacity has been filled, you will be immediately advised of the earliest available ready-to-ship date. Please consult your Customer Service representative in advance if you wish to confirm the specific lead time availability for a *KrugExpress* order.

Orders must be received by midnight of a given day for that day to be considered the official day the order is received. Order lead times are acknowledged from the date the order is received, but not including the date the order is received.

KrugExpress orders must be "clean" when received in order to be considered officially received on a given day, and lead times will be acknowledged from the date orders are determined to be "clean".

Changes to *KrugExpress* orders are not allowed under any circumstances. Orders for product on *KrugExpress* must clearly state: "*KrugExpress*".

WOOD FINISHES AND LAMINATES

Standard Wood Finishes:

(See product pages for individual species availability)

SPECIES	FINISH
Cherry	Light Cherry Natural Cherry American Cherry Medium Cherry Standard Cherry Imperial Cherry Appalachian Cherry Sable Cherry
Maple	Clear Maple Honey Maple Wheat Maple
Oak	Light Oak SilverGrey on Oak Harvest Oak Mahogany Oak Medium Cherry on Oak Mellow Oak Walnut on Oak Espresso on Oak
Walnut	Natural Walnut Regular Walnut Mahogany on Walnut Dark Walnut Cordovan Walnut SilverGrey on Walnut
Anigre	Clear Anigre Medium Anigre
Palette	Black White Sand Soft Green Steel Blue Slate

NATURAL CHARACTERISTICS OF WOOD

Wood is a natural product with inherent color variations that will never be fully mitigated by the finishing process. Please anticipate variation in colors within a single unit, from piece to piece, and from Krug wood finish samples. If a very close match is required, a sample must be provided with the order and an upcharge will apply. Exact color matches are not possible.

CUSTOM WOOD FINISHES

Add 10% list to your order for special finishes, minimum upcharge is \$511 list per finish per order. (For example, on all orders up to \$5115 list, an upcharge of \$511 will apply, on orders \$5115 and up add 10% list to your order.) For orders with special finishes, a sample that is a minimum 3" by 3" must be received with the order. Special finishes may add additional lead time to production schedules. Since wood is a natural product, some variations in grain, color and stain acceptance will occur. In our finishing processes, we try to minimize variations, but some variation between samples and finished goods should be anticipated.

FINISH

Conference products feature Krug's finish, a proprietary catalyzed varnish formulation, that has repeatedly shown through independent laboratory testing to be the industry leader in durability and abrasion resistance. The Krug finish looks better longer than competitors and is uniquely suited to the demands of high traffic environments.

WOOD FINISHES TO MATCH STANDARD LAMINATES

Willow on Rift Oak
Dune on Rift Oak
Portobello on Rift Oak
Ash on Rift Oak
Copper on Cherry
Shiraz Cherry
Park Avenue Walnut
Chocolate on Walnut
Nutmeg on Walnut
Dark Walnut
Hardrock Maple

LAMINATES

Krug's in-stock Laminates are available in 17 different laminate selections. Please note that 4 of the colors (Gingerbread, Portobello, Ash and Willow) have textured finishes and may not be appropriate for use in patient areas due to infection control concerns. Minimum order quantities and extended lead times may apply for exotic laminate colors, please check with customer service. Polymer Edge will be selected to match the worksurface. Krug's previous laminate in-stock program will be phased out as in-stock supply depletes. Please contact customer service for availability.

IN-STOCK LAMINATES

Wood Grain Laminates	High Pressure Laminate Supplier	Textured Wood Grain Laminates	High Pressure Laminate Supplier
Champagne	Tafisa T492CR	Gingerbread	Tafisa T556UR
Hardrock Maple	Formica 86992-58	Portobello	Tafisa T557UR
Dune	Tafisa T491CR	Ash	Tafisa T535AT
Copper	Tafisa T521CR	Willow	Tafisa T543AT
Shiraz Cherry	Tafisa T472CR	Solid Laminates	
Park Avenue Walnut	Wilsonart 7984-38	Designer White	Wilsonart D354-60
Chocolate	Tafisa T498CR	Platinum	Tafisa T202CR
Nutmeg	Tafisa T477CR	Earth	Tafisa T767CR
Dark Walnut	Tafisa T469CR	Charcoal	Tafisa T228CR

PHASE OUT LAMINATES Almond - Black- Shadows - Edgewood Sycamore - Gunstock Walnut

NON-STOCKED LAMINATES

For specific lead time and application questions, please contact Krug Customer Service for your requirement. Upcharges will be applicable for non-stocked laminates, depending on their cost. Non-stock laminates may require a minimum order quantity, please contact customer service. Stocked polymer edges only can be specified for use with non-stocked laminates or tops will be self-edged.

SOLID SURFACE


SOLID SURFACE

The Solid Surface option provides an enhanced durability, protection and cleanability. It is available in 8 standard colors and is replaceable if it becomes damaged or degraded. See individual products for list upcharge chart.

GROUP GRADE A - WHITE



Glacier White




Cameo White

GROUP GRADE A - COLOR



Bisque




Linen

GROUP GRADE B




Antarctica




Savannah

GROUP GRADE C



Dove



Deep Night Sky



The mark of responsible forestry



All products are air emissions certified and are available as FSC® certified

krug

solutions@krug.ca | www.krug.ca | 1.888.578.KRUG