

VESTRADA
Price and Specification Guide
USA



Effective, January 1, 2025

krug

Advancing Design Through Innovation

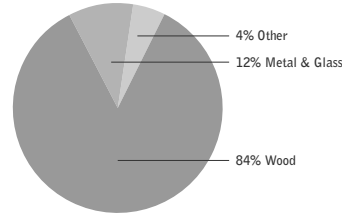
VESTRADA | TABLE OF CONTENTS

110	Environmental Summary
111	Finishes
112	Edge Detail Profile
113	Drawer Pulls & Locks
114	Power Management & Grommets
115	Features
118	Custom Sizing
119	Filing Instructions
120	V-Ped
121	Sample Configuration
122	Pedestal Desks
127	Shaped Desks
132	Table Desks
133	Table Desk Pedestals
134	Height Adjustable Worksurfaces
139	Link Units
141	Returns
150	Shaped Returns
157	TracDesks
159	Credenzas
182	Modular Component Guidelines
186	Modular Tops
187	Modular Pedestals
193	Modesty Panels
195	Work Tables
199	PowerPorts & Grommets
202	Accessories
204	Wall Hung Overheads
206	Storage
225	WorkWall Components Guidelines
231	WorkWall Components Hutches
234	WorkWall Components Overheads
242	WorkWall Components Piers

LEED CERTIFICATION



MATERIAL CONTENT:



PRE-CONSUMER RECYCLED CONTENT - 76%

POST-CONSUMER RECYCLED CONTENT - 2.5%

		CONTRIBUTES TO
Credit 2.1 - 2.2	Construction Waste Management	1-2 point(s)
Credit 3.3	Resource Reuse	1 point
Credit 4.1	Recycled Content	1 point
Credit 4.2	Recycled Content	1 point
Credit 4.5	Low Emitting Materials, (MUST BE REQUESTED) Composite Wood & Laminate Adhesives	1 point
Credit 5.1	Regional Materials*	1 point
Credit 6	Rapidly Renewable Materials (MUST BE REQUESTED)	1 point
Credit 7	Certified Wood (MUST BE REQUESTED)	1 point

*This credit is only applicable if in total 20% of the combined value of the procurement of construction materials and in the furniture are manufactured within a radius of 500 miles. This credit will apply if the installation of the finished product occurs within 500 miles of Kitchener, Ontario.

level® CERTIFICATION



BIFMA's e3 Furniture Sustainability Standard is a voluntary, multi-attribute standard that measures the degree of sustainability of furniture. This standard evaluates product and company environmental attributes and compliance systems in a wide range of elements which include Materials, Energy & Atmosphere, Human & Ecosystem Health and Social Responsibility. Vestrada products have earned level®, BIFMA's sustainability certification program for furniture, certification through third-party verification against the e3 standard. All Vestrada products can be supplied with level® certification. In order to accomplish this, the product must also be ordered with the air-emissions-certification option. Contact customer service for information and upcharges.

AIR-EMISSIONS

All Vestrada products can be supplied with air-emissions-certified materials. Contact customer service for information and upcharges.



FSC®
www.fsc.org
FSC® C021699

the mark of responsible forest

FSC®

FSC® In 2005, Krug received Forest Stewardship Council® (FSC®) Chain-of-Custody certification for our manufacturing facilities. The FSC® Chain-of-Custody tracks certified wood from seedling to final sale. It verifies that the material for our FSC® certified products only come from well-managed, FSC®-certified forests and other controlled sources. FSC® is dedicated to the promotion of responsible forest management worldwide helping to take care of forests for future generations. Vestrada and other Krug products can be specified with FSC® Certification. Contact customer service for further information, pricing and lead times.



In addition, architects, designers, and building professionals can specify FSC®-certified products in order to achieve a point from the U.S. Green Building Council's Leadership in Energy and Environmental Design (LEED) Rating System.

VESTRADA | FINISHES

WOOD FINISHES

Standard wood finishes are:

SPECIES FINISH

Cherry	Light Cherry Natural Cherry American Cherry Medium Cherry Standard Cherry Imperial Cherry Appalachian Cherry Sable Cherry
Maple	Clear Maple Honey Maple Wheat Maple
Oak*	Light Oak Harvest Oak Mahogany Oak Medium Cherry on Oak Mellow Oak Walnut on Oak Espresso on Oak
Walnut	Natural Walnut Regular Walnut Mahogany on Walnut Dark Walnut Cordovan Walnut
Anigre	Clear Anigre Medium Anigre

*VESTRADA Oak veneers are rift cut.

PALETTE FINISHES

Standard solid color finishes are:

Black
White
Sand
Soft green
Steel blue
Slate
Please refer to VESTRADA brochure for color reference.

V-Beam

Standard finishes are:

Satin Aluminum
Matte Black

WOOD FINISHES TO MATCH STANDARD LAMINATES

Willow on Rift Oak
Dune on Rift Oak
Portobello on Rift Oak
Ash on Rift Oak
Copper on Cherry
Shiraz Cherry
Park Avenue Walnut
Chocolate on Walnut
Nutmeg on Walnut
Dark Walnut
Hardrock Maple

Wood is a natural product with inherent color variations that will never be fully mitigated by the finishing process. Please anticipate variation in colors within a single unit, from piece to piece, and from Krug wood finish samples. If a very close match is required, a sample must be provided with the order and an upcharge will apply. Exact color matches are not possible.

Custom Wood Finishes

Add 10% list to your order for special finishes, minimum upcharge is \$600 list per finish per order. (For example, on all orders up to \$6000 list, an upcharge of \$600 will apply, on orders \$6000 and up add 10% list to your order.)

For orders with special finishes a sample that is a minimum 3" by 3" must be received with the order. Special finishes may add additional lead time to production schedules.

Since wood is a natural product, some variations in grain, color and stain acceptance will occur. In our finishing processes, we try to minimize variations, but some variation between samples and finished goods should be anticipated

Birdseye Maple

Bookmatched Birdseye Maple veneer is available on VESTRADA at an upcharge of \$76 list per square foot. Specify clearly on order. Birdseye Maple is recommended in clear finish only. Birdseye Maple only applies to tops.

Dual Finishes

Add 10% list per item if specifying dual finish

Custom Palette Finishes




Custom palette finishes are available at an upcharge of 10% list and an additional 2 weeks lead time after final color approval.

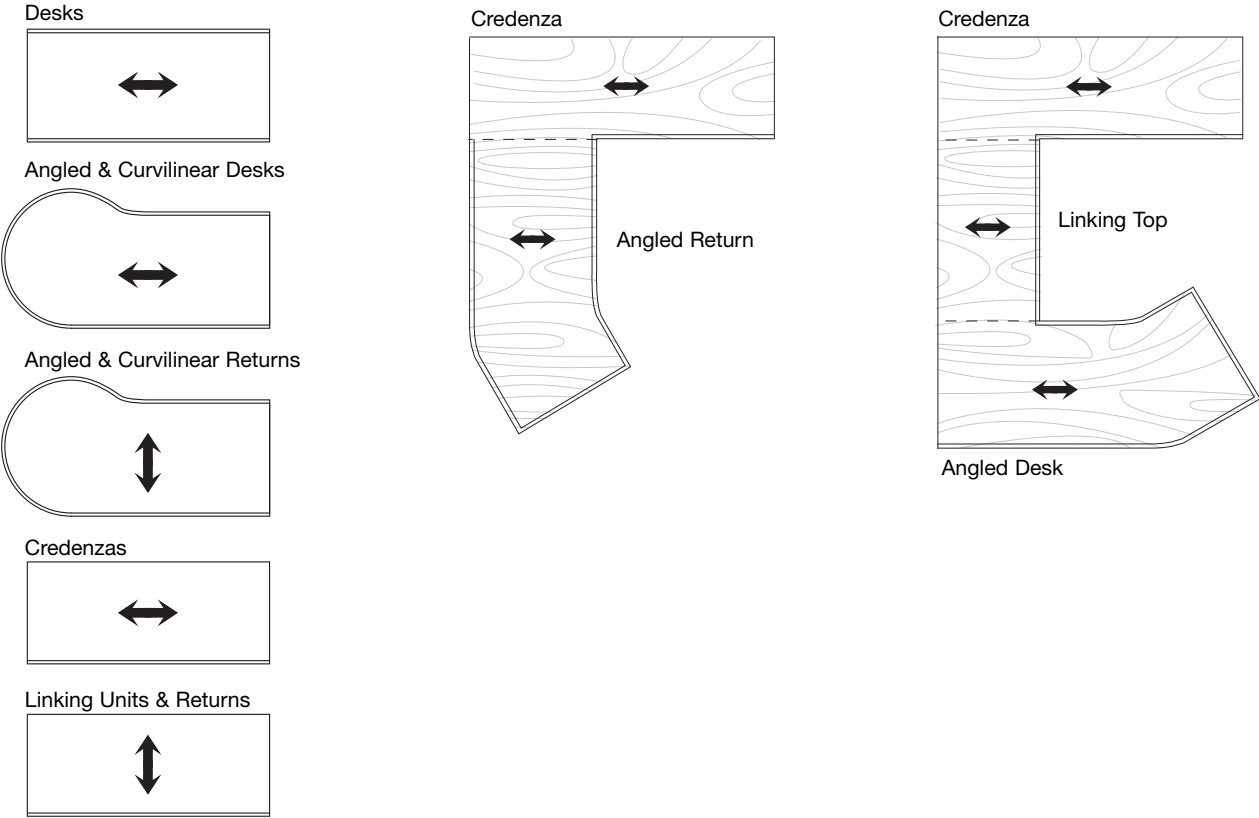
VESTRADA | EDGE DETAIL PROFILES

WORKSURFACE EDGE PROFILE

All work surfaces are 1 1/8" thick, veneered Medium Density Fiberboard. Worksurface height tops have a chemically impregnated backer for additional strength. Profiled edges of worksurfaces have a .12" (3mm wood banding with an under cut detail leaving a visible edge of 3/4". Vestrada comes standard with a tapered edge. Desk work surfaces have an edge profile on front and rear sides. Ends are flat with no profile shape. Run-off work surfaces such as Bullet and "P" shapes have an edge profile that extends around the curved section. The remaining blunt end is flush with no profile shape. Credenza, Returns and Linking tops have profile on the front side while all remaining edges, are flush with no profile.

KEY:

-  Profile Edge
-  Flush Edge
-  Grain Direction



GRAIN DIRECTION

Vestrada grain direction runs left to right on all cases. Providing a consistent wood grain direction is important in maintaining consistent color on adjacent work surfaces. Such is the case with "L" or "U" configurations

The above illustrations explain the grain direction on typical worksurfaces that run at right angles to one another.

V-BEAMS

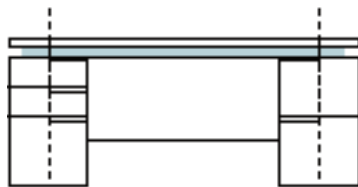
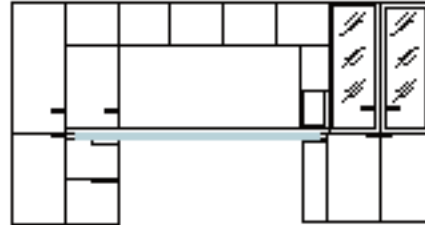
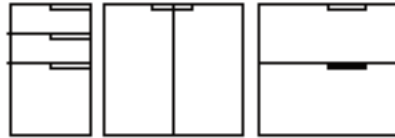
Raised worksurfaces are supported by 2" high accent V-Beams. Each V-Beam is available in either Silver or Black finish and is fixed to the underside of the worksurface. The V-Beam is undersized to the worksurface and is inset by 4" on all sides.

VESTRADA | DRAWER PULLS & LOCKS

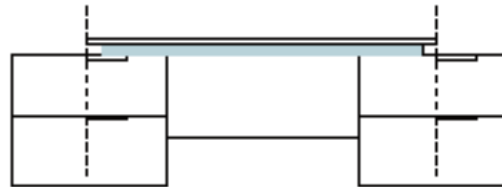
DRAWER PULLS

Two drawer pull options are available, each metal pull is available in a Satin Aluminum finish. The Fimosa is also available in Matte Black. Both style and finish must be specified on order. The Mazara pull is located asymmetrically on each face. Combinations of long and short pulls and their bias mounting locations add to the visual dynamic of Vestrada. Mazara pulls are designed to be placed to the right of the center line regardless of the drawer width. Therefore, pulls on a 16" pedestal will extend to the outer edge while on a 24" pedestal, the pulls fall short of the edge. Mazara pulls when specified on factory assembled desks are located toward the kneespace rather than the typical right bias position as described above. Factory assembled desks include double pedestal desks with 16" or 24" wide pedestals.

Mazara



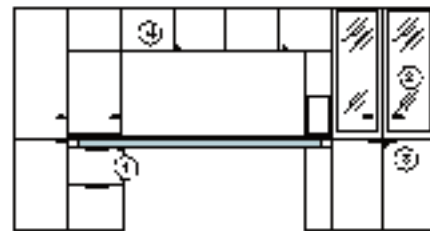
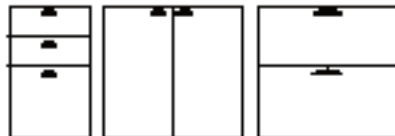
Factory assembled and Modularly shipped Desk
Mazara pull locations.



Modularly shipped Mazara pull locations.

An alternative to the asymmetrically located pull, is the Fimosa pull, with a centered mounting location.

Fimosa



VESTRADA | POWER MANAGEMENT & GROMMETS



WORKSURFACE ELLIPTICAL BASE SUPPORTS

The Vestrada Elliptical base is a refreshing change from the standard supports offered in most casegood lines. End caps are made from aluminum and the body of the base is covered in either wood veneer or grade 3 palette panel fabric, and has Satin Aluminum end caps. Its design allows for not only a stylish look but provides for unseen wire management. By removing the veneer panels, access is gained to the interior where wiring can be routed from the worksurface to floor or wall receptacles. Small cut-outs at the top and bottom of the base along the inside center allow wires to be channeled down through the length of the base and into floor mounted power/data monuments



POWERPORT

A PowerPort is a unique worksurface mounted module that can be specified to a location that best serves the user's needs. PowerPort is constructed of anodized aluminum and it includes a UL approved electrical, voice and data power bar, containing two 115 - volt electrical simplex outlets which are accessible from the work surface, plus a utility outlet at the end for daisy chaining purposes. 3 data versions are available, please see page 202 for options. A Port, a service module having no power bar will serve as a large grommet. A hinged lid easily enables the passage of several cables and devices.



GROMMET

A plastic rectangular grommet in black or grey is also available. It has no optional electrical service, but serves to provide cable passage for areas not requiring a large opening. One rectangular grommet in a standard location accompanies any worksurface. For additional grommets see page 202 for pricing. Grommets can be field installed with a power drill, 2 1/4" hole saw and rasp or saber saw. Template for drilling is available.



WIRE MANAGEMENT TROUGH

Beneath the worksurface is a series of wire management troughs that can be field installed. Every trough is divided into four separate channels, each with a flexible cover that permits easy insertion of wire cables. The supporting worksurface frame will be encountered at intersections of interconnecting tops. It will be necessary to "loop" any cabling below the frame and return it to the next series of wire management troughs. A velcro wire management strip is provided to assist in containing the cables as near the area where the cables are looped around the frame. (Only comes with PowerPorts).

Double pedestal desks feature a wire management passage in the back of the pedestal for use when PowerPorts or rectangular grommets are located above pedestals.

Connecting to wall located outlets, requires passage through modesty panels. Hinged modesty panels feature a crescent shape cut-out. The wire management cut-out is also available on fixed modesty panels



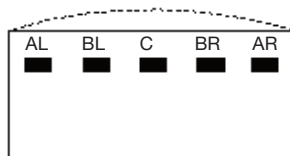
V-BEAM

The underside of VESTRADA tops feature a concealed wire management cavity created by the V-Beam. The V-Beam also gives VESTRADA its unique floating top appearance. The V-Beam is available in Satin Aluminum or Matte Black.

Rectangular grommet and PowerPort positions

Worksurfaces

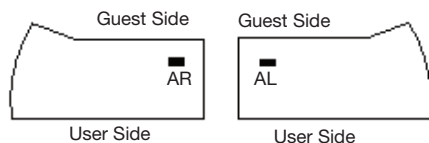
Locations apply to both Rectangular and Bow Top Desks.



Only Rectangular grommets are available on Elliptical Tops



This key applies to all Run-off Desk shapes.



Position code:

AR - Right Corner on left hand Return / Desks

AL - Left Corner on right hand Return / Desks

Position code:

AL – left corner

BL – left end beside pedestal gable

C – center

BR – right end beside pedestal gable

AR – right corner

Please note pedestals have access wiring cut-outs for wire management. Applicable to factory assembled cases only.

VESTRADA | FEATURES



LAMINATE WORKSURFACES

Laminate worksurfaces are available for the VESTRADA product line at an upcharge of 10% (a higher upcharge may apply to specially priced plastic laminates. See page 6 for a list of Krug standard laminates. Where there are wood profile edges on worksurface tops, they will remain as wood profiles on laminate tops. Where there are flush edges, as in the backs of credenzas or link units, they will be self edged with laminate.

Krug will order and procure laminates. Purchase orders with a plastic laminate option must include:

Manufacturer's Name


Laminate Name

Laminate Number

Laminate sheen level should not exceed 60° for maximum durability of work surfaces.

Please contact Krug Customer Service if ordering wood grain patterned laminate for VESTRADA product to ensure proper ordering procedure for grain direction.

Krug reserves the right to decline a laminate that may not be suitable for the application. Krug assumes no responsibility for the durability, consistent coloration or any other performance characteristic of a customer specified laminate. Laminates will extend the normal lead-time, check with Customer Service for current scheduling information.



MODESTY PANELS

VESTRADA modesty panels are available in a variety of styles and sizes with many unique features.

Floating modesty panels are available on all free standing and transitional Run-Off Desks and Table Desks.

Tempered glass face-mounted modesty panels are available on all double pedestal desks.

Wood face-mounted modesty panels are available on rectangular and bow-top double pedestal desks only.

Recessed modesty panels, available on desks, returns and credenzas are available in both 3/4 and full eight versions.

Recessed modesty panels are inset by 4.75" inches.

Hinged modesty panels are optional on all credenzas, returns and link units and feature a wire management cut-out in a top centered position to allow access to wall mounted power and data outlets.

The wire management cut-out option is available on returns and link units, and is standard on hinged modesty panels and credenzas with fixed modesty panels.



Glass Face Mounted Modesty Panel




PEDESTAL OFFSETTING

VESTRADA offers the unique and functional feature of offsetting pedestals when ordering modular product. This feature is available on VESTRADA desks, returns and credenzas. (please see modular pricing section for options.

Pedestal offsetting provides the flexibility for more or less kneespace depending on the space constraints involved. Using either anti-skid tape (comes standard with all modular VESTRADA product to provide infinite off setting amount or VESTRADA's unique metal-to-metal fitments (provided for preset positions only. 2 per case regardless of width, tops can be placed over pedestals in a variety of locations at any time.

This feature not only provides solutions where space and comfort is required, but also gives each VESTRADA setting the unique style and design. Whether it is a dramatic 32" offset left and right pedestal credenza, or a classic 16" inset left and right pedestal credenza, VESTRADA gives every user the option to change as the workplace evolves. Because tops must be under supported by at least 12" of pedestal, offsetting is only available when used in conjunction with 24, 32 and 36" wide pedestals (please see modular pricing section for options.



GLASS SCREENS

Glass screen dividers can be mounted to credenzas, returns or linking units to form a stylish visual barrier.

The material selection for the screen is a 14" high, 6mm thick etched glass.


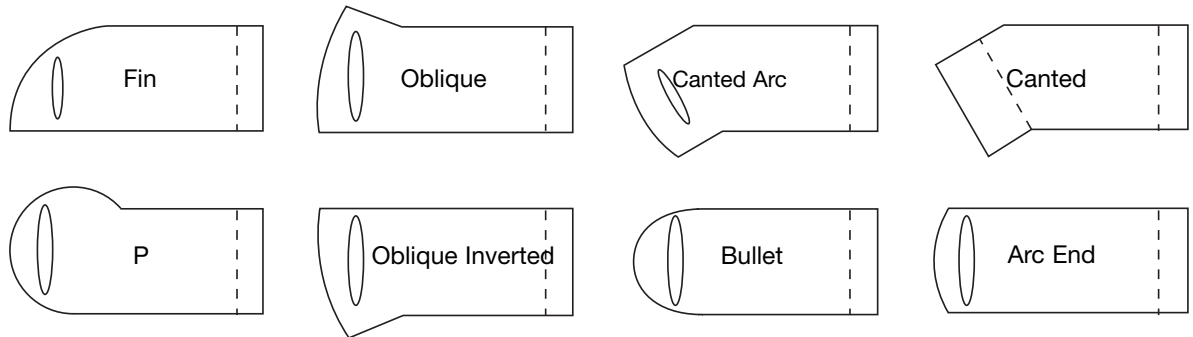
As a means of securing each panel to the work surface, metal screen holders are attached to the worksurface. Quantity varies by length, 2-4 brackets.



DESKS

Single and double pedestal desks are available with rectangular, bow or elliptical top shapes. Vestrada desk compositions have numerous features that allow each user the ability to customize their workspace. 8 different top shapes, a huge selection of pedestal styles and sizes, and a unique modesty panel offering combine to make the Vestrada desk incredibly functional and stylish. Additional features include a bow top option on rectangular desks as well as leather inserts, which are available on Rectangular or Bow-top desks. Please see Desk section for more information.

VESTRADA run-off desks are available in 8 unique shapes as shown below.



RETURNS & RUN OFFS

In terms of options and versatility, the Vestrada Return offering is second to none. Basic pedestal returns, curvilinear returns with elliptical bases and sliding returns allow the user to move the return to various positions. Please see pages 152-167 for options and pricing. The TracDesk is a unique worksurface that moves along a track facilitated by a mobile elliptical base. Please see pages 168-169 for pricing and options.



TABLE DESKS

Table desks are available in rectangular and elliptical tops, which can accommodate pedestals on either side of its bases for storage. Turn to page 136 for compatible pedestals. Floating modesty panels are available on both size options. A bow top option is also available for the rectangular top.



CREDENZAS

VESTRADA credenzas offer a broad selection of storage solutions for any office. Credenzas are available as full-face units, and units with fixed pedestals that are offset from the worksurface. Additionally, a select number of credenzas offer an added feature, pedestals that are movable. These pedestals can be moved laterally in relation to the worksurface. Moving a pedestal outward provides for more knee-space, while moving the pedestal inward will allow for more space around the unit. Credenzas in this line are available with inset pedestals, with inset and offset pedestal combinations, or as full face units. Credenzas can be specified using modular components (see pages 197-207 or as a factory assembled cases. Modular versions offer the option to move pedestals in toward the kneespace or away from the kneespace depending on space constraints.



ACCESSORIES

All upper storage configurations having a tackboard will provide an area for the support of convenience accessories. An optional extruded aluminum rail is attached to the tackboard in a manner that leaves no visible screws. With the rail attached, suspension of each accessory is a simple matter of hooking onto the rail's edge. Each accessory can be removed or repositioned along the entire length of the rail at any time. Accessories include a binder bin, flip sorter, paper tray and file hanger. Each item is construction of eighteen-gauge sheet metal and finished in a powder coated Silver Metallic, to compliment all other metal finishes.



WORK / MOBILE WORK TABLES

Mobile tables are available in two heights in wood or paint. The lower height tables are designed to fit beneath standard worksurface heights. All mobile tables feature 3" locking casters to facilitate easy movement on any floor surface. Alternatively, stationary work tables are available with adjustable glides. Glass tops are available for the Delta shape only. The 10mm thick tempered glass top is supported on three legs connected to a triangular metal frame. Each leg is powder coated Silver Metallic to complement all other metal components.

VESTRADA | FEATURES



HUTCHES

VESTRADA hutches provide a traditional solution to overhead storage. See pages 243-245 for more information.



WORKWALL COMPONENTS

Workwall components provide custom overhead storage solutions. See pages 237-242 for Workwall component guidelines.



MODULE

An intrinsic design theme establishes the use of an 8" module throughout the product range. This horizontal dimensional grid establishes a harmonious alignment of cabinet faces when cabinets are combined as a group. Horizontal alignment of drawer and door faces is maintained between cabinets. These properties ensure that the overall appearance of cabinets will be aligned with one another when combined into different settings. To further reinforce a consistent appearance of this module, an 8" wide end support is used for supporting worksurfaces.



MODULARITY

VESTRADA has been designed for change with an enormous standard product offering and the ability to reconfigure and change-out components effortlessly. Pedestals are designed to be offset when space becomes constrained or increased. Metal-to-metal fitments and precise tolerances allow changes to be made quickly and easily without the need for an installer or confusing instructions. With features like TracDesk, mobile pedestals, and mobile work tables, the office can now adjust to the user rather than the user adjusting to the office. VESTRADA is flexible and ready for the changes and demands associated with the workplace – the way it should be.



LATCHES

Hinged door overheads and 8" piers feature touch latches. All other hinged doors are self-closing with pulls.



GLIDES

Adjustable glides are installed at factory and are 1 1/4" long and allow for a range of adjustment of 3/4".



HINGES

Hinged doors are European style with a 95 degree opening angle. Hinges on 8" pier cabinets providing end support have 83 degree hinges to prevent contact with adjacent cabinets or walls. All hinges are fully adjustable.

VESTRADA CUSTOM SIZING

As you can see, the standard range of sizes and options in VESTRADA is huge. But it doesn't end there. Using the instructions below, you can customize the sizing of most components and price yourself. Custom-sized products may require an extended lead time if they have not been previously engineered.

Products that can be custom sized:

- Desks (excluding elliptical top desks and face-mounted modesty panels)
- Table Desks (excluding elliptical top desks)
- Run-Off Desks (excluding curvilinear shaped units with a non-standard radius)
- Link Units
- Returns
- Run-Off Worksurfaces
- Kneehole Credenzas
- Shells
- Modular Tops
- Modesty Panels
- Run-Off Worksurfaces (excluding curvilinear shaped units with a non-standard radius)
- Kneehole Credenzas
- Shells
- Modular Tops
- Modesty Panels (excluding face-mounted glass modesty panel)
- Wood Door Overheads
- Wood Door WorkWalls
- Bookcases
- Wood Door Storage Units

Custom widths: Apply the price of the same unit in the price list that is one standard size larger than the desired case size (same depth). For example: The required custom dimension is 74"x24". The first standard size above this is 80"x24", so in this case, you would apply the price of the 80"x24" unit.

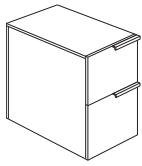
Custom depths: Apply the price of the same unit one size deeper. For example: The required custom dimension is 72"x26". The first standard size above this is 72"x30", so in this case, you would apply the price of the 72"x30" unit.

Custom width & depth: Apply the price of the same unit both one size wider and one size deeper. For example: The required custom dimension is 74"x26". The first standard size above this is 80"x30", so in this case you would apply the price of the 80"x30" unit.

TESTING INFORMATION

VESTRADA meets or exceeds the testing requirements of ANSI/BIFMA X5.5-2014 and/or X5.9 - 2012.

VESTRADA | FILING INSTRUCTIONS

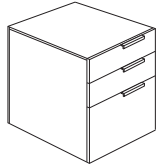


FILING INSTRUCTIONS

All file drawers will accept both letter and legal size filing
All units are equipped with file bars to accommodate filing in either direction

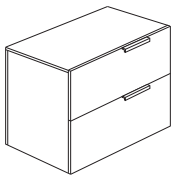
Desk filing capacity

- 16" wide file drawer
 - 21" of letter filing front to back
 - 12" of letter filing side to side and 8" of letter filing front to back
 - 12" of legal filing side to side and 5" of letter filing front to back
- Weight capacity of the pedestal file drawers is 100 pounds




Credenza and Return Pedestal File Drawers

- 16" wide file drawer
 - 15" of letter filing front to back
 - 12" of legal filing side to side
 - 24" wide file drawer
 - 20" of letter filing side to side
 - 20" of legal filing side to side
- Weight capacity of the pedestal file drawers is 100 pound



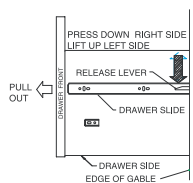
Lateral File : 32" wide drawers:

- 2 rows 15" of letter filing front to back
 - 28" of legal filing side to side
 - 15" of legal filing front to back and 12" of legal filing side to side
 - 15" of letter filing front to back and 14" of legal filing side to side
- Weight capacity of the pedestal file drawers is 150 pound



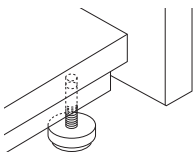
Lateral File : 36" wide drawers:

- 2 rows 15" of legal filing front to back
 - 2 rows 15" of letter filing front to back
 - 1 row 15" of legal filing front to back and 1 row of 15" letter filing front to back
 - 1 row of 15" legal filing front to back and 1 row 17" of letter filing side to side
 - 2 rows of 15" letter filing side to side
- Weight capacity of lateral file drawers is 150 lbs



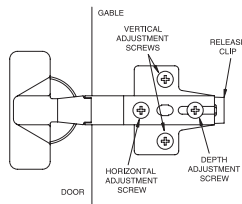
DRAWER REMOVAL

To remove pedestal drawers, open to the extended position, press down on the right side nylon release lever and pull the drawers up on left side lever at the same time. Continue pulling the drawer out of the case.



GLIDE ADJUSTMENT

Raise one corner of the unit at a time and adjust the glide to the desired height by turning the glide. Make sure unit is level after adjusting the glides. Please note that the maximum adjustment range of the glides is 3/4". When moving units after glides have been inserted, dial the glides to the lowest position to prevent damage to the case.

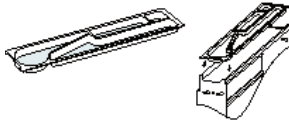


BOOKCASE OR HUTCH DOOR ADJUSTMENT

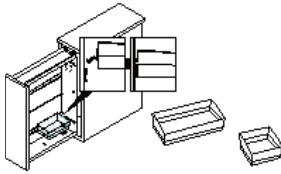
Hinges on all hutch and bookcase doors are designed to be adjusted for depth, horizontal and vertical adjustment by means of screws into the hinge mounting plates. To remove a door, squeeze the release clip and pull out the door, disconnecting the hinges.



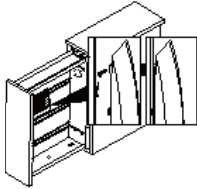
The VESTRADA V-Ped is a unique storage drawer consisting of components not normally found in case-goods pedestals. The unique vertical storage drawer is 8" wide and is available in conjunction with 16", 24", 32" pedestals. The interior is accessed by pulling the full vertical drawer face away from the pedestal body. The V-Ped cannot be used as a stand-alone pedestal, or ordered to be installed in the field. Please see below for a full breakdown of all components that come standard in V-Peds:



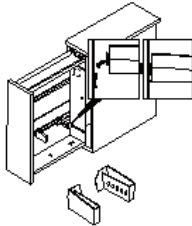
The top of the interior consists of a tray, into which a Silver plastic pencil tray is fitted. This pencil tray is partitioned into four separate storage areas suitable for a variety of stationery needs.



The V-Ped comes equipped with 2 different sized translucent boxes, which can clip onto one of the 3 bars on the interior of the pedestal. The brackets clip onto the bars on the interior panel of the pedestal. The organizer boxes are an easy way to reduce clutter for stationery.

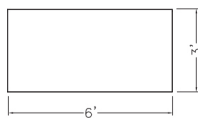
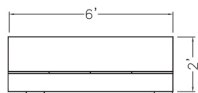
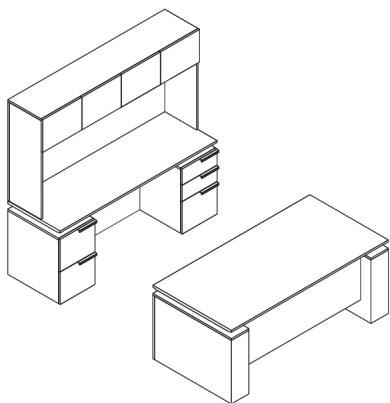


A translucent CD box holds several CD's and clips onto the interior bars.


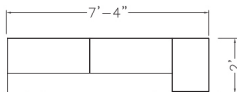
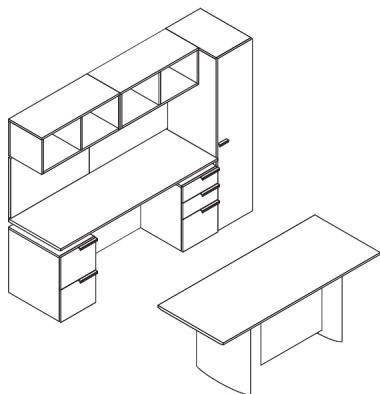


Translucent universal brackets are provided for holding any size of hanging files. Simply snap the brackets in place anywhere on the horizontal hanging bars inside the pedestal.

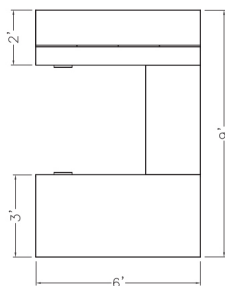
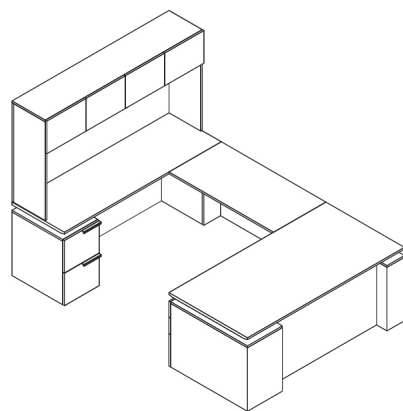
VESTRADA | SAMPLE CONFIGURATIONS



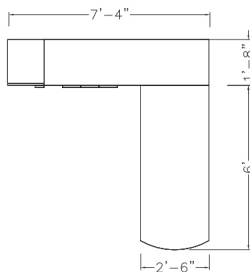
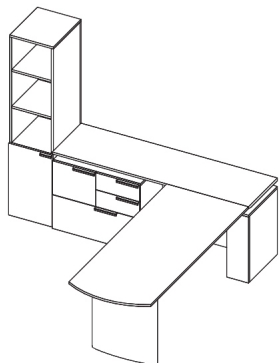
	Model	Walnut Cherry Rift Oak Maple	Anigre
Desk	81D7236L0R0X31	3035	3491
Hutch	81HT721640	4759	5474
Credenza	81CY72244L16DR16FX41	5916	6802
TOTAL		13710	15767



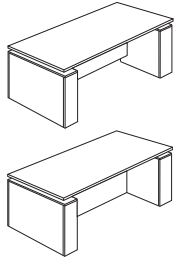
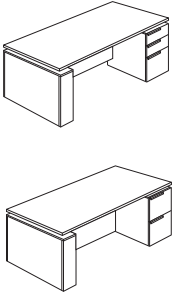
	Model	Walnut Cherry Rift Oak Maple	Anigre
Desk	81DTV7230E2X31	2928	3367
Overhead	81OOW361614HL	1572	1809
Overhead	81OOW361614HL	1572	1809
Tackboard	81TBOHW3624U	312	312
Tackboard	81TBOHW3624U	312	312
Credenza	81CY72244L16DR16FX41	5916	6802
Storage	81ST16247011R	2896	3329
TOTAL		15,508	17,740



	Model	Walnut Cherry Rift Oak Maple	Anigre
Desk	81D7236L0R16FX41	4709	5415
Link Unit	81LU4824HX41	1846	2125
Hutch	81HT721640	4759	5474
Credenza	81CY72244L16DR0X41	5145	5917
TOTAL		16,459	18,931



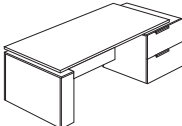
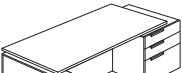
	Model	Walnut Cherry Rift Oak Maple	Anigre
Return	81RHA7230RE2	1997	2295
Credenza	81CY72204L3202R0X41	6850	7879
Storage	81ST16207013L	2972	3417
TOTAL		11,819	13,591

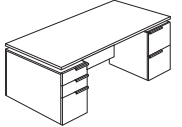
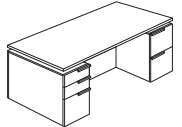
Description	Model	Cherry		W	D	H	KW	Shipping Weight	Cubic Feet	
		Maple	Walnut							
		Rift Oak	Anigre							
	Desk Shell, 3/4	81D6430L0R0X31	2973	3423	64	30	29.25	48	230	39
	Height Recessed	81D7230L0R0X31*	3127	3595	72	30	29.25	56	245	44
	Modesty Panel	81D7236L0R0X31	3278	3770	72	36	29.25	56	288	52
		81D8036L0R0X31	3433	3950	80	36	29.25	64	313	58
		81D8836L0R0X31	3670	4221	88	36	29.25	72	336	64
		81D9636L0R0X31	4068	4679	96	36	29.25	80	356	69
	Single Pedestal Desk, 3/4 Recessed Modesty Panel	81D6430L16DR0X31	4959	5704	64	30	29.25	40	272	39
	81D6430L16FR0X31	4959	5704	64	30	29.25	40	272	39	
	81D6430L0R16DX31	4959	5704	64	30	29.25	40	272	39	
	81D6430L0R16FX31	4959	5704	64	30	29.25	40	272	39	
	81D7230L16DR0X31	5010	5762	72	30	29.25	48	287	44	
	81D7230L16FR0X31	5010	5762	72	30	29.25	48	287	44	
	81D7230L0R16DX31	5010	5762	72	30	29.25	48	287	44	
	81D7230L0R16FX31*	5010	5762	72	30	29.25	48	287	44	
	81D7236L16DR0X31	5085	5849	72	36	29.25	48	330	52	
	81D7236L16FR0X31	5085	5849	72	36	29.25	48	330	52	
	81D7236L0R16DX31	5085	5849	72	36	29.25	48	330	52	
	81D7236L0R16FX31	5085	5849	72	36	29.25	48	330	52	
	81D8036L16DR0X31	5178	5955	80	36	29.25	56	355	58	
	81D8036L16FR0X31	5178	5955	80	36	29.25	56	355	58	
	81D8036L0R16DX31	5178	5955	80	36	29.25	56	355	58	
	81D8036L0R16FX31	5178	5955	80	36	29.25	56	355	58	
	81D8836L16DR0X31	5235	6020	88	36	29.25	64	378	64	
	81D8836L16FR0X31	5235	6020	88	36	29.25	64	378	64	
	81D8836L0R16DX31	5235	6020	88	36	29.25	64	378	64	
	81D8836L0R16FX31	5235	6020	88	36	29.25	64	378	64	
	81D9636L16DR0X31	5318	6114	96	36	29.25	72	398	69	
	81D9636L16FR0X31	5318	6114	96	36	29.25	72	398	69	
81D9636L0R16DX31	5318	6114	96	36	29.25	72	398	69		
81D9636L0R16FX31	5318	6114	96	36	29.25	72	398	69		

ORDERING NOTES: Replace the 3 after the 'X' in the model number with 4 for a full height modesty panel. i.e. 81D9636L0R16FX41.

<p>DIMENSION KEY W - width D - depth H - height KW - kneehole width Dimensions are in inches and approximate. Contact customer service if dimensions are critical. * Indicates model illustrated by the drawing.</p>	<p>CODE DESCRIPTION L - left hand pedestal position R - right hand pedestal position 0 - no pedestal D - 2 file drawer F - 2 box, 1 file drawer X31 - 3/4 height recessed modesty panel X41 - full height recessed modesty panel</p>	<p>STANDARD FINISHES For a complete list of standard wood finishes please see page 114.</p> <p>GROMMETS One wiring grommet in standard position is optional at no charge. See page 202 for more wiring grommet information.</p>
--	--	---

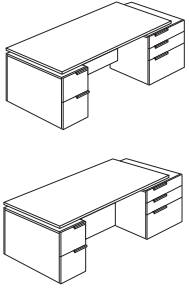
VESTRADA | DESKS

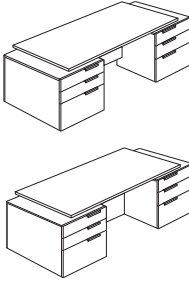
Description	Model	Cherry		W	D	H	KW	Shipping Weight	Cubic Feet
		Maple	Walnut						
		Rift Oak	Anigre						
Single Pedestal	81D6430L24DWR0X31	5111	5876	64	30	29.25	40	314	39
Desk, 3/4 Height	81D6430L24FWR0X31	5111	5876	64	30	29.25	40	314	39
Recessed Modesty Panel with 24"	81D6430L0R24FWX31	5111	5876	64	30	29.25	40	314	39
Extended Single Pedestal	81D7236L24DWR0X31	5240	6024	72	36	29.25	48	372	52
	81D7236L24FWR0X31	5240	6024	72	36	29.25	48	372	52
	81D7236L0R24FWX31**	5240	6024	72	36	29.25	48	372	52
	81D7236L0R24DWX31*	5240	6024	72	36	29.25	48	372	52
	81D8036L24DWR0X31	5332	6134	80	36	29.25	56	387	58
	81D8036L24FWR0X31	5332	6134	80	36	29.25	56	387	58
	81D8036L0R24FWX31	5332	6134	80	36	29.25	56	387	58
	81D8036L0R24DWX31	5332	6134	80	36	29.25	56	387	58
	81D8836L24DWR0X31	5391	6199	88	36	29.25	64	420	64
	81D8836L24FWR0X31	5391	6199	88	36	29.25	64	420	64
	81D8836L0R24FWX31	5391	6199	88	36	29.25	64	420	64
	81D8836L0R24DWX31	5391	6199	88	36	29.25	64	420	64

Double Pedestal	81D6430L16DR16DX31	6290	7234	64	30	29.25	32	314	39
Desk, 3/4 Height	81D6430L16DR16FX31	6290	7234	64	30	29.25	32	314	39
Recessed Modesty Panel, 16" Pedestals	81D6430L16FR16DX31	6290	7234	64	30	29.25	32	314	39
	81D6430L16FR16FX31	6290	7234	64	30	29.25	32	314	39
	81D7230L16DR16DX31	6325	7273	72	30	29.25	40	329	44
	81D7230L16DR16FX31	6325	7273	72	30	29.25	40	329	44
	81D7230L16FR16DX31*	6325	7273	72	30	29.25	40	329	44
	81D7230L16FR16FX31	6325	7273	72	30	29.25	40	329	44
	81D7236L16DR16DX31	6409	7371	72	36	29.25	40	372	52
	81D7236L16DR16FX31	6409	7371	72	36	29.25	40	372	52
	81D7236L16FR16DX31	6409	7371	72	36	29.25	40	372	52
	81D7236L16FR16FX31	6409	7371	72	36	29.25	40	372	52
	81D8036L16DR16DX31	6493	7465	80	36	29.25	48	387	58
	81D8036L16DR16FX31	6493	7465	80	36	29.25	48	387	58
	81D8036L16FR16DX31	6493	7465	80	36	29.25	48	387	58
	81D8036L16FR16FX31	6493	7465	80	36	29.25	48	387	58
	81D8836L16DR16DX31	6516	7492	88	36	29.25	56	420	64
	81D8836L16DR16FX31	6516	7492	88	36	29.25	56	420	64
	81D8836L16FR16DX31	6516	7492	88	36	29.25	56	420	64
	81D8836L16FR16FX31	6516	7492	88	36	29.25	56	420	64
	81D9636L16DR16DX31	6585	7573	96	36	29.25	64	440	69
	81D9636L16DR16FX31	6585	7573	96	36	29.25	64	440	69
	81D9636L16FR16DX31	6585	7573	96	36	29.25	64	440	69
	81D9636L16FR16FX31	6585	7573	96	36	29.25	64	440	69

ORDERING NOTES: Replace the 3 after the 'X' in the model number with 4 for a full height modesty panel. i.e. 81D6430L0R0X41.


ORDERING PROCEDURE	CODE DESCRIPTION	STANDARD FINISHES
To order, please specify the following: 1) Krug product model number 2) Wood species and finish 3) Pull style and finish, see page 116 4) V-beam color, see page 115 5) Grommet location and style * Indicates model illustrated by the drawing.	L - left hand pedestal position R - right hand pedestal position 0 - no pedestal D - 2 file drawer F - 2 box, 1 file drawer W - extended pedestal X31 - 3/4 height recessed modesty panel X41 - full height recessed modesty panel	For a complete list of standard wood finishes please see page 114.

Description	Model	Cherry Maple Walnut		W	D	H	KW	Shipping Weight	Cubic Feet
		Rift Oak	Anigre						
	81D6430L24FWR16FX31	6475	7446	64	30	29.25	32	330	39
	81D6430L24FWR16DX31	6475	7446	64	30	29.25	32	330	39
	81D6430L16FR24FWX31	6475	7446	64	30	29.25	32	330	39
	81D6430L16DR24FWX31	6475	7446	64	30	29.25	32	330	39
	81D7236L24FWR16FX31	6599	7587	72	36	29.25	40	387	52
	81D7236L24FWR16DX31	6599	7587	72	36	29.25	40	387	52
	81D7236L16FR24FWX31	6599	7587	72	36	29.25	40	387	52
	81D7236L16DR24FWX31*	6599	7587	72	36	29.25	40	387	52
	81D8036L24FWR16FX31	6688	7689	80	36	29.25	48	402	58
	81D8036L24FWR16DX31	6688	7689	80	36	29.25	48	402	58
	81D8036L16FR24FWX31	6688	7689	80	36	29.25	48	402	58
	81D8036L16DR24FWX31	6688	7689	80	36	29.25	48	402	58
	81D8836L24FWR16FX31	6713	7718	88	36	29.25	56	435	64
	81D8836L24FWR16DX31	6713	7718	88	36	29.25	56	435	64
	81D8836L16FR24FWX31	6713	7718	88	36	29.25	56	435	64
81D8836L16DR24FWX31	6713	7718	88	36	29.25	56	435	64	

	81D6430L24FWR24FWX31*	6671	7673	64	30	29.25	32	371	32
	81D6430L24FWR24DWX31	6671	7673	64	30	29.25	64	371	32
	81D7236L24FWR24FWX31	6795	7816	72	36	29.25	40	429	40
	81D7236L24FWR24DWX31	6795	7816	72	36	29.25	72	429	40
	81D8036L24FWR24FWX31	6889	7921	80	36	29.25	48	444	48
	81D8036L24FWR24DWX31	6889	7921	80	36	29.25	80	444	48

ORDERING NOTES:

Replace the 3 after the 'X' in the model number with 4 for a full height modesty panel. i.e. 81D6430L0R0X41.

	BT81D6430	547	626	64	30	-	-	-	-
	BT81D7236	626	722	72	36	-	-	-	-
	BT81D8036	670	766	80	36	-	-	-	-
	BT81D8836*	749	865	88	36	-	-	-	-
	BT81D9636	838	959	96	36	-	-	-	-

ORDERING NOTES:

Bow tops add 15lbs. to the shipping weight of the desk. Add 'BT' before any standard desk model number and apply upcharge.

DIMENSION KEY

W - width
 D - depth
 H - height
 KW - kneehole width
 Dimensions are in inches and approximate.
 Contact customer service if dimensions are critical.
 * Indicates model illustrated by the drawing.

CODE DESCRIPTION

L - left hand pedestal position
 R - right hand pedestal position
 D - 2 file drawer
 F - 2 box, 1 file drawer
 W - extended pedestal
 X31 - 3/4 height recessed modesty panel

STANDARD FINISHES

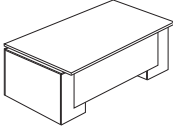
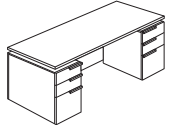
For a complete list of standard wood finishes please see page 114.

GROMMETS

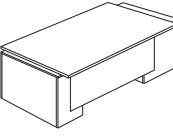
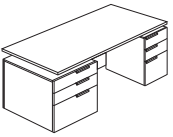
One wiring grommet in standard position is optional at no charge. See page 202 for more wiring grommet information.

VESTRADA | DESKS

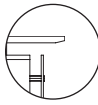
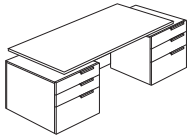
Description	Model	Cherry		W	D	H	KW	Shipping Weight	Cubic Feet
		Maple	Walnut						
Double Pedestal	81DZ7236L16FR16FX3*	7369	8474	72	36	29.25	40	387	52
Desk, Face Mounted	81DZ7236L16DR16FX3	7369	8474	72	36	29.25	40	387	52
Modesty Panel, 16"	81DZ7236L16FR16DX3	7369	8474	72	36	29.25	40	387	52
Pedestals	81DZ8036L16FR16FX3	7465	8584	80	36	29.25	48	414	58
	81DZ8036L16FR16DX3	7465	8584	80	36	29.25	48	414	58
	81DZ8036L16DR16FX3	7465	8584	80	36	29.25	48	414	58



Double Pedestal	81DZ7236L24FWR16FX3*	7591	8728	72	36	29.25	40	410	52
Desk, Face Mounted	81DZ7236L24FWR16DX3	7591	8728	72	36	29.25	40	410	52
Modesty Panel, 24"	81DZ7236L16FR24FWX3	7591	8728	72	36	29.25	40	410	52
& 16" Pedestals	81DZ7236L16DR24FWX3	7591	8728	72	36	29.25	40	410	52
	81DZ8036L24FWR16FX3	7689	8843	80	36	29.25	48	440	58
	81DZ8036L24FWR16DX3	7689	8843	80	36	29.25	48	440	58
	81DZ8036L16FR24FWX3	7689	8843	80	36	29.25	48	440	58
	81DZ8036L16DR24FWX3	7689	8843	80	36	29.25	48	440	58
	81DZ8836L24FWR16FX3	7718	8875	88	36	29.25	56	463	64
	81DZ8836L24FWR16DX3	7718	8875	88	36	29.25	56	463	64
	81DZ8836L16FR24FWX3	7718	8875	88	36	29.25	56	463	64
	81DZ8836L16DR24FWX3	7718	8875	88	36	29.25	56	463	64



Double Pedestal	81DZ7236L24FWR24FWX3*	7670	8820	72	36	29.25	40	421	52
Desk, Face Mounted	81DZ8036L24FWR24FWX3	7817	8990	80	36	29.25	48	446	58
Modesty Panel, 24"	81DZ8836L24FWR24FWX3	7923	9110	88	36	29.25	56	469	64
Pedestals									



Glass Modesty Panel Upcharges
 72" Desks= **\$317 list** | 80" Desks= **\$507 list.**

ORDERING NOTES:

Face mounted modesty panel desk pedestals are 6" shallower than top depth. Add (1) after model number for a wood modesty panel. Add (7) after model number for glass modesty panel. Listed pricing applies to wood modesty panel desks only. Add corresponding size upcharge for glass modesty panel. Desks with glass modesty panels are NOT available on KrugExpress.

ORDERING PROCEDURE

- To order, please specify the following:
- 1) Krug product model number
 - 2) Wood species and finish
 - 3) Pull style and finish, see page 116
 - 4) V-beam color, see page 115
- Grommet location and style

* Indicates model illustrated by the drawing.

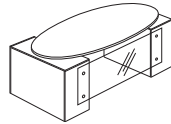
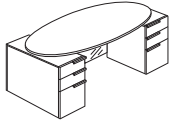
CODE DESCRIPTION

- L - left hand pedestal position
- R - right hand pedestal position
- D - 2 file drawer
- F - 2 box, 1 file drawer
- W - extended pedestal
- X3 - 3/4 height fixed modesty panel
- Z - face mounted modesty panel

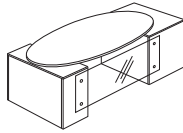
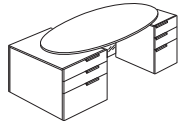
STANDARD FINISHES

For a complete list of standard wood finishes please see page 114.

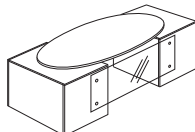
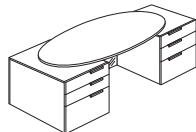
Description	Model	Cherry Maple Walnut		W	D	H	KW	Shipping Weight	Cubic Feet
		Rift Oak	Anigre						
Double Pedestal	81DEZ7236L16FR16DX37	8696	9997	72	36	29.25	40	387	52
Elliptical Desk, Face	81DEZ7236L16DR16FX37	8696	9997	72	36	29.25	40	387	52
Mounted Glass	81DEZ7236L16FR16FX37	8696	9997	72	36	29.25	40	387	52
Modesty Panel,	81DEZ8036L16FR16DX37	8891	10222	80	36	29.25	48	402	58
16" Pedestals	81DEZ8036L16DR16FX37	8891	10222	80	36	29.25	48	402	58
	81DEZ8036L16FR16FX37	8891	10222	80	36	29.25	48	402	58



Double Pedestal	81DEZ7236L24FWR16FX37*	8947	10291	72	36	29.25	40	410	52
Elliptical Desk, Face	81DEZ7236L24FWR16DX37	8947	10291	72	36	29.25	40	410	52
Mounted Glass	81DEZ7236L16FR24FWX37	8947	10291	72	36	29.25	40	410	52
Modesty Panel,	81DEZ7236L16DR24FWX37	8947	10291	72	36	29.25	40	410	52
24" & 16" Pedestals	81DEZ8036L24FWR16FX37	9195	10574	80	36	29.25	48	440	58
	81DEZ8036L24FWR16DX37	9195	10574	80	36	29.25	48	440	58
	81DEZ8036L16FR24FWX37	9195	10574	80	36	29.25	48	440	58
	81DEZ8036L16DR24FWX37	9195	10574	80	36	29.25	48	440	58



Double Pedestal	81DEZ7236L24FWR24FWX37*	9038	10392	72	36	29.25	40	428	52
Elliptical Desk,	81DEZ8036L24FWR24FWX37	9339	10742	80	36	29.25	48	443	58
Face Mounted									
Glass Modesty									
Panel, 24"									
Pedestals									



ORDERING NOTES:

Only glass face mounted modesty panels are available on elliptical desks. Power ports are not available on elliptical tops. Elliptical desks are NOT available on KrugExpress.

DIMENSION KEY

W - width
 D - depth
 H - height
 KW - kneehole width
 Dimensions are in inches and approximate.
 Contact customer service if dimensions are critical.

* Indicates model illustrated by the drawing.

CODE DESCRIPTION

L - left hand pedestal position
 R - right hand pedestal position
 D - 2 file drawer
 F - 2 box, 1 file drawer
 W - extended pedestal
 X37 - 3/4 height fixed glass modesty panel
 Z - face mounted modesty panel

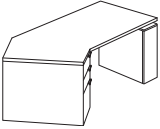
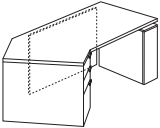
STANDARD FINISHES

For a complete list of standard wood finishes please see page 114.

GROMMETS

One wiring grommet in standard position is optional at no charge. See page 202 for more wiring grommet information.

VESTRADA | ANGLED SHAPED DESKS

Description	Model	Cherry Maple Walnut		W	D	H	KW	Shipping Weight	Cubic Feet
		Rift Oak	Anigre						
 Canted Inverted Desk with Pedestal and no Modesty Panel	81DCI6430-38L16F	5477	6297	64	30	29.25	24	246	39
	81DCI6430-38L16D	5477	6297	64	30	29.25	24	246	39
	81DCI6430-38R16F	5477	6297	65	30	29.25	24	246	39
	81DCI6430-38R16D	5477	6297	66	30	29.25	24	246	39
	81DCI7230-38L16F	5623	6468	72	30	29.25	32	261	44
	81DCI7230-38L16D	5623	6468	72	30	29.25	32	261	44
	81DCI7230-38R16F	5771	6639	72	30	29.25	32	261	44
	81DCI7230-38R16D	5771	6639	72	30	29.25	32	261	44
	81DCI7236-44L16F*	5623	6468	72	36	29.25	32	304	52
	81DCI7236-44L16D	5623	6468	72	36	29.25	32	304	52
	81DCI7236-44R16F	5771	6639	72	36	29.25	32	304	52
	81DCI7236-44R16D	5771	6639	72	36	29.25	32	304	52
	81DCI8036-44L16F	6075	6985	80	36	29.25	40	329	58
	81DCI8036-44L16D	6075	6985	80	36	29.25	40	329	58
	81DCI8036-44R16F	6075	6985	80	36	29.25	40	329	58
81DCI8036-44R16D	6075	6985	80	36	29.25	40	329	58	
 Canted Inverted Desk with Pedestal and 3/4 Floating Wood Modesty Panel	81DCIV6430-38L16FX31	6104	7018	64	30	29.25	24	272	39
	81DCIV6430-38L16DX31	6104	7018	64	30	29.25	24	272	39
	81DCIV6430-38R16FX31	6104	7018	65	30	29.25	24	272	39
	81DCIV6430-38R16DX31	6104	7018	66	30	29.25	24	272	39
	81DCIV7230-38L16FX31	6267	7207	72	30	29.25	32	287	44
	81DCIV7230-38L16DX31	6267	7207	72	30	29.25	32	287	44
	81DCIV7230-38R16FX31	6432	7397	72	30	29.25	32	287	44
	81DCIV7230-38R16DX31	6432	7397	72	30	29.25	32	287	44
	81DCIV7236-44L16FX31*	6267	7207	72	36	29.25	32	330	52
	81DCIV7236-44L16DX31	6267	7207	72	36	29.25	32	330	52
	81DCIV7236-44R16FX31	6432	7397	72	36	29.25	32	330	52
	81DCIV7236-44R16DX31	6432	7397	72	36	29.25	32	330	52
	81DCIV8036-44L16FX31	6769	7787	80	36	29.25	40	355	58
	81DCIV8036-44L16DX31	6769	7787	80	36	29.25	40	355	58
	81DCIV8036-44R16FX31	6769	7787	80	36	29.25	40	355	58
81DCIV8036-44R16DX31	6769	7787	80	36	29.25	40	355	58	

ORDERING NOTES:

Canted inverted desks are to be used as stand alone desks. They are not to be used in 'U' configurations due to kneespace limitations. Laminate worksurfaces are available at a 10% upcharge, see page 118 for more information.

ORDERING PROCEDURE

To order, please specify the following:

- 1) Krug product model number
- 2) Wood species and finish
- 3) Pull style and finish, see page 116
- 4) V-beam color, see page 115
- 5) Grommet location and style

* Indicates model illustrated by the drawing.

CODE DESCRIPTION

- L - left hand pedestal position
- R - right hand pedestal position
- D - 2 file drawer
- F - 2 box, 1 file drawer
- V - floating modesty panel
- X31 - 3/4 height recessed modesty panel

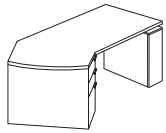
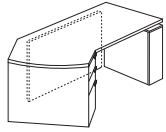
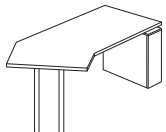
STANDARD FINISHES

For a complete list of standard wood finishes please see page 114. End caps on elliptical bases are sating aluminum.

LOCKS

Locks are standard on all pedestals and all lateral file drawers, with the exception on bookcases.

VESTRADA | ANGLED SHAPED DESKS

Description	Model	Cherry		W	D	H	KW	Shipping Weight	Cubic Feet
		Maple	Walnut						
		Rift Oak	Anigre						
 Canted Arc Inverted Desk with Pedestal and no Modesty Panel	81DCAI6430-38L16F	5477	6297	64	30	29.25	24	246	39
	81DCAI6430-38L16D	5477	6297	64	30	29.25	24	246	39
	81DCAI6430-38R16F	5477	6297	65	30	29.25	24	246	39
	81DCAI6430-38R16D	5477	6297	66	30	29.25	24	246	39
	81DCAI7230-38L16F	5623	6468	72	30	29.25	32	261	44
	81DCAI7230-38L16D	5623	6468	72	30	29.25	32	261	44
	81DCAI7230-38R16F*	5771	6639	72	30	29.25	32	261	44
	81DCAI7230-38R16D	5771	6639	72	30	29.25	32	261	44
	81DCAI7236-44L16F	5623	6468	72	36	29.25	32	304	52
	81DCAI7236-44L16D	5623	6468	72	36	29.25	32	304	52
	81DCAI7236-44R16F	5771	6639	72	36	29.25	32	304	52
	81DCAI7236-44R16D	5771	6639	72	36	29.25	32	304	52
	81DCAI8036-44L16F	6075	6985	80	36	29.25	40	329	58
	81DCAI8036-44L16D	6075	6985	80	36	29.25	40	329	58
	81DCAI8036-44R16F	6075	6985	80	36	29.25	40	329	58
81DCAI8036-44R16D	6075	6985	80	36	29.25	40	329	58	
 Canted Arc Inverted Desk with Pedestal and 3/4 Floating Wood Modesty Panel	81DCAIV6430-38L16FX31	6104	7018	64	30	29.25	24	272	39
	81DCAIV6430-38L16DX31	6104	7018	64	30	29.25	24	272	39
	81DCAIV6430-38R16FX31	6104	7018	65	30	29.25	24	272	39
	81DCAIV6430-38R16DX31	6104	7018	66	30	29.25	24	272	39
	81DCAIV7230-38L16FX31	6267	7207	72	30	29.25	32	287	44
	81DCAIV7230-38L16DX31	6267	7207	72	30	29.25	32	287	44
	81DCAIV7230-38R16FX31	6432	7397	72	30	29.25	32	287	44
	81DCAIV7230-38R16DX31	6432	7397	72	30	29.25	32	287	44
	81DCAIV7236-44L16FX31*	6267	7207	72	36	29.25	32	330	52
	81DCAIV7236-44L16DX31	6267	7207	72	36	29.25	32	330	52
	81DCAIV7236-44R16FX31	6432	7397	72	36	29.25	32	330	52
	81DCAIV7236-44R16DX31	6432	7397	72	36	29.25	32	330	52
	81DCAIV8036-44L16FX31	6769	7787	80	36	29.25	40	355	58
	81DCAIV8036-44L16DX31	6769	7787	80	36	29.25	40	355	58
	81DCAIV8036-44R16FX31	6769	7787	80	36	29.25	40	355	58
81DCAIV8036-44R16DX31	6769	7787	80	36	29.25	40	355	58	
 Canted Arc Inverted Desk with Elliptical Base and no Modesty Panel	81DCAI6430-38LE2	4363	5017	64	30	29.25	34	209	39
	81DCAI6430-38RE2	4363	5017	64	36	29.25	34	209	39
	81DCAI7230-38LE2	4427	5091	72	30	29.25	42	224	44
	81DCAI7230-38RE2	4490	5164	72	30	29.25	42	224	44
	81DCAI7236-44LE2*	4427	5091	72	36	29.25	42	267	52
	81DCAI7236-44RE2	4490	5164	72	36	29.25	42	267	52
	81DCAI8036-44LE2	4555	5238	80	30	29.25	50	282	58
	81DCAI8036-44RE2	4555	5238	80	36	29.25	50	282	58

ORDERING NOTES:

Canted Arc Inverted desks are to be used as stand alone desks. They are not to be used in 'U' configurations due to kneespace limitations. Laminate worksurfaces are available at a 10% upcharge, see page 118 for more information.

DIMENSION KEY

W - width
 D - depth
 H - height
 KW - kneehole width
 Dimensions are in inches and approximate.
 Contact customer service if dimensions are critical.
 * Indicates model illustrated by the drawing.

CODE DESCRIPTION

L - left hand pedestal position
 R - right hand pedestal position
 D - 2 file drawer
 F - 2 box, 1 file drawer
 V - floating modesty panel
 W - extended pedestal
 E2 - wood elliptical base
 X31 - 3/4 height recessed modesty panel
 X41 - full height recessed modesty panel

STANDARD FINISHES

For a complete list of standard wood finishes please see page 114.

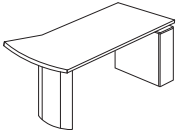
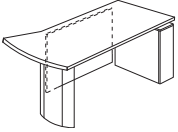
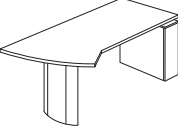
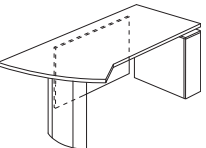
GROMMETS

One wiring grommet in standard position is optional at no charge. See page 202 for more wiring grommet information.

LOCKS

Locks are standard on all pedestals and all lateral file drawers, with the exception on bookcases.

VESTRADA | ANGLED SHAPED DESKS

Description	Model	Cherry Maple Walnut		W	D	H	KW	Shipping Weight	Cubic Feet	
		Rift Oak	Anigre							
	Oblique Desk with Elliptical Base and no Modesty Panel	81DO6430-36LE2	4363	5017	64	30	29.25	40	209	39
		81DO6430-36RE2	4363	5017	64	30	29.25	40	209	39
		81DO7230-36LE2	4427	5091	72	30	29.25	48	224	44
		81DO7230-36RE2	4427	5091	72	30	29.25	48	224	44
		81DO7236-42LE2*	4490	5164	72	36	29.25	48	267	52
		81DO7236-42RE2	4490	5164	72	36	29.25	48	267	52
		81DO8036-42LE2	4555	5238	80	36	29.25	56	282	58
		81DO8036-42RE2	4555	5238	80	36	29.25	56	282	58
	Oblique Desk with Elliptical Base and 3/4 Floating Wood Modesty Panel	81DOV6430-36LE2X31	5108	5871	64	30	29.25	40	235	39
		81DOV6430-36RE2X31	5108	5871	64	30	29.25	40	235	39
		81DOV7230-36LE2X31	5179	5957	72	30	29.25	48	224	44
		81DOV7230-36RE2X31	5179	5957	72	30	29.25	48	224	44
		81DOV7236-42LE2X31*	5256	6044	72	36	29.25	48	267	52
		81DOV7236-42RE2X31	5256	6044	72	36	29.25	48	267	52
		81DOV8036-42LE2X31	5328	6127	80	36	29.25	56	282	58
		81DOV8036-42RE2X31	5328	6127	80	36	29.25	56	282	58
	Oblique Inverted Desk with Elliptical Base and no Modesty Panel	81DOI6430-36LE2	4363	5017	64	30	29.25	40	235	39
		81DOI6430-36RE2	4363	5017	64	30	29.25	40	235	39
		81DOI7230-36LE2	4427	5091	72	30	29.25	48	224	44
		81DOI7230-36RE2	4427	5091	72	30	29.25	48	224	44
		81DOI7236-42LE2*	4490	5164	72	36	29.25	48	267	52
		81DOI7236-42RE2	4490	5164	72	36	29.25	48	267	52
		81DOI8036-42LE2	4555	5238	80	36	29.25	56	282	58
		81DOI8036-42RE2	4555	5238	80	36	29.25	56	282	58
	Oblique Inverted Desk with Elliptical Base and 3/4 Floating Wood Modesty Panel	81DOIV6430-36LE2X31	5108	5871	64	30	29.25	40	235	39
		81DOIV6430-36RE2X31	5108	5871	64	30	29.25	40	235	39
		81DOIV7230-36LE2X31*	5179	5957	72	30	29.25	48	224	44
		81DOIV7230-36RE2X31	5179	5957	72	30	29.25	48	224	44
		81DOIV7236-42LE2X31	5256	6044	72	36	29.25	48	267	52
		81DOIV7236-42RE2X31	5256	6044	72	36	29.25	48	267	52
		81DOIV8036-42LE2X31	5328	6127	80	36	29.25	56	282	58
		81DOIV8036-42RE2X31	5328	6127	80	36	29.25	56	282	58

ORDERING PROCEDURE

To order, please specify the following:

- 1) Krug product model number
- 2) Wood species and finish
- 3) Pull style and finish, see page 116
- 4) V-beam color, see page 117
- 5) Grommet location and style

* Indicates model illustrated by the drawing.

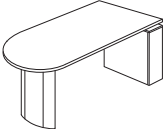
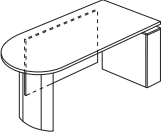
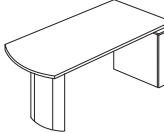
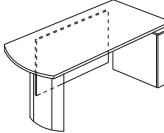
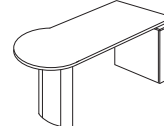
CODE DESCRIPTION

L - left hand pedestal position
 R - right hand pedestal position
 V - floating modesty panel
 E2 - wood elliptical base
 X31 - 3/4 height modesty panel

STANDARD FINISHES

For a complete list of standard wood finishes please see page 114.

VESTRADA | CURVILINEAR SHAPED DESKS

Description	Model	Cherry		W	D	H	KW	Shipping Weight	Cubic Feet	
		Maple	Walnut							
		Rift Oak	Anigre							
	Bullet Desk with no Modesty Panel	81DB6430LE2	3546	4080	64	30	29.25	40	184	52
		81DB6430RE2	3546	4080	64	30	29.25	40	184	52
		81DB7230LE2	3609	4153	72	30	29.25	48	199	44
		81DB7230RE2	3609	4153	72	30	29.25	48	199	44
		81DB7236LE2*	3673	4224	72	36	29.25	48	242	58
		81DB7236RE2	3673	4224	72	36	29.25	48	242	58
		81DB8036LE2	3752	4315	80	36	29.25	56	257	57
		81DB8036RE2	3752	4315	80	36	29.25	56	257	57
	Bullet Desk with 3/4 Floating Wood Modesty Panel	81DBV6430LE2X31	3952	4544	64	30	29.25	40	235	40
		81DBV6430RE2X31	3952	4544	64	30	29.25	40	235	40
		81DBV7230LE2X31	4024	4630	72	30	29.25	48	250	48
		81DBV7230RE2X31	4024	4630	72	30	29.25	48	250	48
		81DBV7236LE2X31*	4095	4709	72	36	29.25	48	293	48
		81DBV7236RE2X31	4095	4709	72	36	29.25	48	293	48
		81DBV8036LE2X31	4180	4809	80	36	29.25	56	308	56
		81DBV8036RE2X31	4180	4809	80	36	29.25	56	308	56
	Arc Ended Desk with no Modesty Panel	81DA6430LE2	3378	3882	64	30	29.25	40	184	52
		81DA6430RE2	3378	3882	64	30	29.25	40	184	52
		81DA7230LE2	3437	3955	72	30	29.25	48	199	44
		81DA7230RE2	3437	3955	72	30	29.25	48	199	44
		81DA7236LE2*	3499	4024	72	36	29.25	48	242	58
		81DA7236RE2	3499	4024	72	36	29.25	48	242	58
		81DA8036LE2	3573	4108	80	36	29.25	56	257	57
		81DA8036RE2	3573	4108	80	36	29.25	56	257	57
	Arc Ended Desk with 3/4 Floating Wood Modesty Panel	81DAV6430LE2X31	3950	4540	64	30	29.25	40	235	52
		81DAV6430RE2X31	3950	4540	64	30	29.25	40	235	52
		81DAV7230LE2X31	4024	4630	72	30	29.25	48	250	44
		81DAV7230RE2X31	4024	4630	72	30	29.25	48	250	44
		81DAV7236LE2X31*	4095	4709	72	36	29.25	48	293	58
		81DAV7236RE2X31	4095	4709	72	36	29.25	48	293	58
		81DAV8036LE2X31	4180	4809	80	36	29.25	56	308	57
		81DAV8036RE2X31	4180	4809	80	36	29.25	56	308	57
	P Desk with Elliptical Base and no Modesty Panel	81DP6430-36LE2	4155	4780	64	30	29.25	40	209	39
		81DP6430-36RE2	4155	4780	64	30	29.25	40	209	39
		81DP7230-36LE2	4216	4847	72	30	29.25	48	250	44
		81DP7230-36RE2	4216	4847	72	30	29.25	48	250	44
		81DP7236-42LE2*	4278	4919	72	36	29.25	48	299	52
		81DP7236-42RE2	4278	4919	72	36	29.25	48	299	52
		81DP8036-42LE2	4337	4988	80	36	29.25	56	308	58
		81DP8036-42RE2	4337	4988	80	36	29.25	56	308	58

DIMENSION KEY

W - width
D - depth
H - height
KW - kneehole width
Dimensions are in inches and approximate.
Contact customer service if dimensions are critical.
* Indicates model illustrated by the drawing.

CODE DESCRIPTION

L - left hand pedestal position
R - right hand pedestal position
V - floating modesty panel
E2 - wood elliptical base
X31 - 3/4 height modesty panel



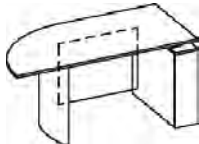
STANDARD FINISHES

For a complete list of standard wood finishes please see page 114. End caps on elliptical bases are satin aluminum.

GROMMETS

One wiring grommet in standard position is optional at no charge. See page 117 for more wiring grommet information.

VESTRADA | CURVILINEAR SHAPED DESKS

Description	Model	Cherry		W	D	H	KW	Shipping Weight	Cubic Feet	
		Maple	Walnut							
		Rift Oak	Anigre							
	P Desk with Elliptical Base and 3/4 Floating Modesty Panel	81DPV6430-36LE2X31	4863	5590	64	30	29.25	40	235	39
		81DPV6430-36RE2X31	4863	5590	64	30	29.25	40	235	39
		81DPV7230-36LE2X31	4931	5673	72	30	29.25	48	250	44
		81DPV7230-36RE2X31	4931	5673	72	30	29.25	48	250	44
		81DPV7236-42LE2X31*	5005	5756	72	36	29.25	48	299	52
		81DPV7236-42RE2X31	5005	5756	72	36	29.25	48	299	52
		81DPV8036-42LE2X31	5075	5835	80	36	29.25	56	308	58
		81DPV8036-42RE2X31	5075	5835	80	36	29.25	56	308	58
	Fin Desk with Elliptical Base and no Modesty Panel	81DF6430LE2	3546	4080	64	30	29.25	36	209	39
		81DF6430RE2	3546	4080	64	30	29.25	36	209	39
		81DF7230LE2*	3609	4153	72	30	29.25	44	224	44
		81DF7230RE2	3609	4153	72	30	29.25	44	224	44
		81DF7236LE2	3673	4224	72	36	29.25	44	267	52
		81DF7236RE2	3673	4224	72	36	29.25	44	267	52
		81DF8036LE2	3752	4315	80	36	29.25	52	282	58
		81DF8036RE2	3752	4315	80	36	29.25	52	282	58
	Fin Desk with Elliptical Base and 3/4 Floating Modesty Panel	81DFV6430LE2X31	3952	4544	64	30	29.25	36	235	39
		81DFV6430RE2X31	3952	4544	64	30	29.25	36	235	39
		81DFV7230LE2X31*	4024	4630	72	30	29.25	44	250	44
		81DFV7230RE2X31	4024	4630	72	30	29.25	44	250	44
		81DFV7236LE2X31	4095	4709	72	36	29.25	44	299	52
		81DFV7236RE2X31	4095	4709	72	36	29.25	44	299	52
		81DFV8036LE2X31	4180	4809	80	36	29.25	52	308	58
		81DFV8036RE2X31	4180	4809	80	36	29.25	52	308	58

ORDERING PROCEDURE

To order, please specify the following:

- 1) Krug product model number
- 2) Wood species and finish
- 3) Pull style and finish, see page 116
- 4) V-beam color, see page 117
- 5) Grommet location and style

* Indicates model illustrated by the drawing.

CODE DESCRIPTION

L - left hand pedestal position
 R - right hand pedestal position
 D - 2 file drawer
 F - 2 box, 1 file drawer
 V - floating modesty panel
 W - extended pedestal
 E2 - wood elliptical base
 X31 - 3/4 height recessed modesty panel
 X41 - full height recessed modesty panel

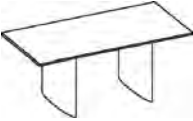


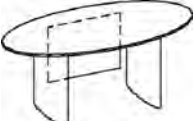
STANDARD FINISHES

For a complete list of standard wood finishes please see page 114. End caps on elliptical bases are satin aluminum.

LOCKS

Locks are standard on all pedestals and all lateral file drawers, with the exception of bookcases.

VESTRADA | TABLE DESKS

Description	Model	Cherry Maple Walnut		W	D	H	KW	Shipping Weight	Cubic Feet	
		Rift Oak	Anigre							
	Rectangular Table	81DT7230E2	2701	3105	72	30	29.25	32	219	44
	Desk with Elliptical	81DT7236E2	2980	3427	72	36	29.25	32	262	52
	Base and no	81DT8030E2*	3121	3591	80	30	29.25	40	240	49
	Modesty Panel	81DT8036E2	3433	3950	80	36	29.25	40	277	58
		81DT8830E2	3495	4020	88	30	29.25	48	259	54
		81DT8836E2	3876	4457	88	36	29.25	48	310	64
	Rectangular Table	81DTV7230E2X31	3162	3636	72	30	29.25	32	245	44
	Desk with Elliptical	81DTV7236E2X31	3484	4005	72	36	29.25	32	288	52
	Base and 3/4	81DTV8030E2X31*	3652	4200	80	30	29.25	40	266	49
	Floating Modesty	81DTV8036E2X31	3827	4399	80	36	29.25	40	303	58
	Panel	81DTV8830E2X31	4089	4704	88	30	29.25	48	236	54
		81DTV8836E2X31	4533	5215	88	36	29.25	48	336	64
	Elliptical Table Desk	81DTE7230E2	3263	3752	72	30	29.25	32	219	44
	with no Modesty	81DTE7236E2	3594	4132	72	36	29.25	32	262	52
	Panel	81DTE8030E2*	3770	4336	80	30	29.25	40	240	49
		81DTE8036E2	3950	4540	80	36	29.25	40	270	58
		81DTE8830E2	4219	4853	88	30	29.25	48	236	54
		81DTE8836E2	4679	5381	88	36	29.25	48	310	64
	Elliptical Table Desk	81DTEV7230E2X31	3817	4391	72	30	29.25	32	219	44
	with 3/4 Floating	81DTEV7236E2X31	4207	4838	72	36	29.25	32	262	52
	Modesty Panel	81DTEV8030E2X31*	4407	5069	80	30	29.25	40	240	49
		81DTEV8036E2X31	4618	5314	80	36	29.25	40	270	58
		81DTEV8830E2X31	4939	5679	88	30	29.25	48	236	54
		81DTEV8836E2X31	5474	6296	88	36	29.25	48	310	64

ORDERING NOTES:

Table desks come standard with 2 elliptical bases.

DIMENSION KEY

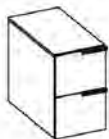
W - width
D - depth
H - height

CODE DESCRIPTION

L - left hand pedestal position
R - right hand pedestal position
D - 2 file drawer
F - 2 box, 1 file drawer
V - floating modesty panel
W - extended pedestal
E2 - wood elliptical base
X31 - 3/4 height recessed modesty panel
X41 - full height recessed modesty panel

VESTRADA | TABLE DESK PEDESTALS

Description	Model	Cherry Maple Walnut			W	D	H	KW	Shipping Weight	Cubic Feet
		Rift Oak	Anigre	Palette						
Modular Pedestal, File/File-16"	81P16D30*	2615	3010	2355	16	30	26		116	10
	81P16D36	2719	3131	2448	16	36	26		120	10



Modular Pedestal, Box/Box/File-16"	81P16F30*	2817	3238	2535	16	30	26		118	10
	81P16F36	2929	3369	2636	16	36	26		122	12



Modular Pedestal, Box/Box/File-24"	81P24F30	2899	3333	2609	24	30	26		120	17
	81P24F36*	2986	3432	2686	24	36	26		124	12



ORDERING PROCEDURE

To order, please specify the following:

- 1) Krug product model number
- 2) Wood species and finish

CODE DESCRIPTION

L - left hand pedestal position
 R - right hand pedestal position
 D - 2 file drawer
 F - 2 box, 1 file drawer
 V - floating modesty panel
 W - extended pedestal
 E2 - wood elliptical base
 X31 - 3/4 height recessed modesty panel
 X41 - full height recessed modesty panel

STANDARD FINISHES

For a complete list of standard wood finishes please see page 114. End caps on elliptical bases are satin aluminum.

GROMMETS


One wiring grommet in standard position is optional at no charge. See page 117 for more wiring grommet information.

LOCKS

Locks are standard on all pedestals and all lateral file drawers, with the exception on bookcases.

CASEGOODS | USA | 133

VESTRADA | HEIGHT ADJUSTABLE DESK WORKSURFACES

Description	Model	Cherry Maple Walnut		W	D	H	KW	Shipping Weight	Cubic Feet
		Rift Oak	Anigre						
Electronic Height Adjustable Desk	81HA4824ETS	3638	3818	47.75	24	-	35	109.5	19
	81HA5424ETS	3685	3870	53.5	24	-	41	110	21.5
	81HA6024ETS	3786	3975	59.75	24	-	47	111	24
	81HA6624ETS	4053	4258	65.75	24	-	53	114	26.5
	81HA7224ETS	4245	4458	71.75	24	-	59	119.5	29
	81HA7824ETS	4387	4606	77.75	24	-	65	122.5	31.5
	81HA8424ETS	4470	4696	83.75	24	-	71	127	34
	81HA4830ETS	3788	3978	47.75	30	-	35	122.5	20.5
	81HA5430ETS	3861	4055	53.5	30	-	41	123	23.5
	81HA6030ETS*	3948	4145	59.75	30	-	47	124	26.5
	81HA6630ETS	4142	4352	65.75	30	-	53	131	29.75
	81HA7230ETS	4329	4545	71.75	30	-	59	132.5	32.75
	81HA7830ETS	4481	4705	77.75	30	-	65	142.5	35.75
	81HA8430ETS	4567	4797	83.75	30	-	71	143.5	38.75
	81HA4836ETS	4005	4205	47.75	36	-	35	122.5	20.75
	81HA5436ETS	4086	4291	53.5	36	-	41	123	24.5
	81HA6036ETS	4164	4372	59.75	36	-	47	124	28.25
	81HA6636ETS	4327	4543	65.75	36	-	53	134	32
	81HA7236ETS	4469	4693	71.75	36	-	59	151.5	35.5
81HA7836ETS	4822	5063	77.75	36	-	65	158.5	39.25	
81HA8436ETS	4927	5172	83.75	36	-	71	159.5	43	

ORDERING NOTES:

To order a height adjustable return worksurface to use in place of a return or linking unit insert RH into the model number before the ETS.

To order a height adjustable worksurface with a top overhang of 16" at one end insert O16 into the model number after ETS. Please note that this option is not available on height adjustable work surfaces that have base enclosures and are 48" or less in length. This option is not available on dual stage electronic height adjustable worksurfaces.

To order a dual stage height adjustable base add **\$674** to the list price and replace ETS with ETD. Lifts come standard with an up/down button. Standard colors are Silver Metallic & Black, please contact customer service for other available colors. A 4 position programmable display is available, please see page 202 for price and model number.

Modesty panels are available in low pressure laminate, please replace V21 with V26 for this option. Modesty panels are also available in palette, please replace V21 with V22 for this option.

Single stage height adjustable range: 26" - 45.5"

Dual stage height adjustable range: 21" - 47"

Power cord is 10 feet long.

DIMENSION KEY

W — width
D — depth
H — height of worksurface
KW— kneehole width

Dimensions are in inches and approximate.
Contact Customer Service if dimensions are critical.


CODE DESCRIPTION

E - electric
T - T-base
S - single stage
O16 - 16" overhang
C - C-base
D - dual stage

STANDARD FINISHES

For a complete list of standard wood finishes please see page 114.

VESTRADA | HEIGHT ADJUSTABLE DESK WORKSURFACES

Description	Model	Cherry		W	D	H	KW	Shipping Weight	Cubic Feet
		Maple	Walnut						
		Rift Oak	Anigre						
Electronic Height Adjustable Desk	81HA4824ETSG	5993	6292	47.75	24	-	30	154.5	19
Worksurfaces, Base Enclosures	81HA5424ETSG	6045	6347	53.5	24	-	36	155	21.5
	81HA6024ETSG	6144	6452	59.75	24	-	42	156	24
	81HA6624ETSG	6422	6745	65.75	24	-	48	159	26.5
	81HA7224ETSG	6620	6951	71.75	24	-	54	164.5	29
	81HA7824ETSG	6764	7104	77.75	24	-	60	167.5	31.5
	81HA8424ETSG	6854	7197	83.75	24	-	66	172	34
	81HA4830ETSG	6419	6739	47.75	30	-	30	177.5	20.5
	81HA5430ETSG	6490	6816	53.5	30	-	36	178	23.5
	81HA6030ETSG	6579	6909	59.75	30	-	42	179	26.5
	81HA6630ETSG	6783	7123	65.75	30	-	48	186	29.75
	81HA7230ETSG	6973	7320	71.75	30	-	54	187.5	32.75
	81HA7830ETSG	7127	7483	77.75	30	-	60	197.5	35.75
	81HA8430ETSG	7480	7854	83.75	30	-	66	198.5	38.75
	81HA4836ETSG	6897	7242	47.75	36	-	30	187.5	20.75
	81HA5436ETSG	6982	7331	53.5	36	-	36	188	24.5
	81HA6036ETSG	7063	7416	59.75	36	-	42	189	28.25
	81HA6636ETSG	7230	7592	65.75	36	-	48	199	32
	81HA7236ETSG	7117	7476	71.75	36	-	54	216.5	35.5
81HA7836ETSG	7740	8125	77.75	36	-	60	223.5	39.25	
81HA8436ETSG	7846	8238	83.75	36	-	66	224.5	43	

ORDERING NOTES:

To order a height adjustable return worksurface to use in place of a return or linking unit insert RH into the model number before the ETS.

To order a height adjustable worksurface with a top overhang of 16" at one end insert O16 into the model number after ETS. Please note that this option is not available on height adjustable work surfaces that have base enclosures and are 48" or less in length. This option is not available on dual stage electronic height adjustable worksurfaces.

To order a dual stage height adjustable base add **\$674 to the list price** and replace ETS with ETD. Lifts come standard with an up/down button. Standard colors are Silver Metallic & Black, please contact customer service for other available colors. A 4 position programmable display is available, please see page 202 for price and model number.

Modesty panels are available in low pressure laminate, please replace V21 with V26 for this option. Modesty panels are also available in palette, please replace V21 with V22 for this option.

Single stage height adjustable range: 26" - 45.5"

Dual stage height adjustable range: 21" - 47"

Power cord is 10 feet long.

ORDERING PROCEDURE

To order, please specify the following:

- 1) Krug product model number
- 2) Wood species and finish
- 3) Grommet location and style if applicable.
- 4) Base option if applicable.
- 5) Modesty Panel option if applicable.

* Indicates model illustrated by the drawing.


CODE DESCRIPTION

- E - electric
- T - T-base
- S - single stage
- G - base enclosure
- O16 - 16" overhang
- C - C-base
- D - dual stage

STANDARD FINISHES

For a complete list of standard wood finishes, please see page 114.

VESTRADA | HEIGHT ADJUSTABLE RETURN WORKSURFACES

Description	Model	Cherry		W	D	H	KW	Shipping Weight	Cubic Feet
		Maple	Walnut						
Electronic Height Adjustable Return	81HA4824RHETS	3638	3818	47.75	24	-	35	109.5	19
Worksurfaces T-Base	81HA5424RHETS	3685	3870	53.5	24	-	41	110	21.5
	81HA6024RHETS	3786	3975	59.75	24	-	47	111	24
	81HA6624RHETS	4053	4258	65.75	24	-	53	114	26.5
	81HA7224RHETS	4245	4458	71.75	24	-	59	119.5	29
	81HA7824RHETS	4387	4606	77.75	24	-	65	122.5	31.5
	81HA8424RHETS	4470	4696	83.75	24	-	71	127	34
	81HA4830RHETS	3788	3978	47.75	30	-	35	122.5	20.5
	81HA5430RHETS	3861	4055	53.5	30	-	41	123	23.5
	81HA6030RHETS*	3948	4145	59.75	30	-	47	124	26.5
	81HA6630RHETS	4142	4352	65.75	30	-	53	131	29.75
	81HA7230RHETS	4329	4545	71.75	30	-	59	132.5	32.75
	81HA7830RHETS	4481	4705	77.75	30	-	65	142.5	35.75
81HA8430RHETS	4567	4797	83.75	30	-	71	143.5	38.75	
	81HA4836RHETS	4005	4205	47.75	36	-	35	122.5	20.75
	81HA5436RHETS	4086	4291	53.5	36	-	41	123	24.5
	81HA6036RHETS	4164	4372	59.75	36	-	47	124	28.25
	81HA6636RHETS	4327	4543	65.75	36	-	53	134	32
	81HA7236RHETS	4469	4693	71.75	36	-	59	151.5	35.5
	81HA7836RHETS	4822	5063	77.75	36	-	65	158.5	39.25
	81HA8436RHETS	4927	5172	83.75	36	-	71	159.5	43

ORDERING NOTES:

To order a height adjustable return work surface to use in place of a return or linking unit insert RH into the model number before the ETS.

To order a height adjustable work surface with a top overhang of 16" at one end insert O16 into the model number after ETS. Please note that this option is not available on height adjustable work surfaces that have base enclosures and are 48" or less in length. This option is not available on dual stage electronic height adjustable work surfaces.

To order a dual stage height adjustable base add **\$674 to the list price** and replace ETS with ETD. Lifts come standard with an up/down button. Standard colors are Silver Metallic & Black, please contact customer service for other available colors. A 4 position programmable display is available, please see page 202 for price and model number.

Modesty panels are available in low pressure laminate, please replace V21 with V26 for this option. Modesty panels are also available in palette, please replace V21 with V22 for this option.

Single stage height adjustable range: 26" - 45.5"

Dual stage height adjustable range: 21" - 47"

Power cord is 10 feet long.

DIMENSION KEY

W — width
D — depth
H — height of work surface
KW — kneehole width

Dimensions are in inches and approximate.
Contact Customer Service if dimensions are critical.

CODE DESCRIPTION

RH - return (cross grain)
E - electric
T- T-base
S- single stage
O16 - 16" overhang
C - C-base
D - dual stage

STANDARD FINISHES

For a complete list of standard wood finishes, please see page 114.

VESTRADA | HEIGHT ADJUSTABLE RETURN WORKSURFACES

Description	Model	Wood Species			W	D	H	KW	Shipping Weight	Cubic Feet
		Cherry	Maple	Walnut						
Electronic Height Adjustable Return	81HA4824RHETSG	5993	6292		47.75	24	-	30	154.5	19
Worksurfaces, Base Enclosures	81HA5424RHETSG	6045	6347		53.5	24	-	36	155	21.5
	81HA6024RHETSG	6144	6452		59.75	24	-	42	156	24
	81HA6624RHETSG	6422	6745		65.75	24	-	48	159	26.5
	81HA7224RHETSG	6620	6951		71.75	24	-	54	164.5	29
	81HA7824RHETSG	6764	7104		77.75	24	-	60	167.5	31.5
	81HA8424RHETSG	6854	7197		83.75	24	-	66	172	34
	81HA4830RHETSG	6419	6739		47.75	30	-	30	177.5	20.5
	81HA5430RHETSG	6490	6816		53.5	30	-	36	178	23.5
	81HA6030RHETSG	6579	6909		59.75	30	-	42	179	26.5
	81HA6630RHETSG	6783	7123		65.75	30	-	48	186	29.75
	81HA7230RHETSG	6973	7320		71.75	30	-	54	187.5	32.75
	81HA7830RHETSG	7127	7483		77.75	30	-	60	197.5	35.75
	81HA8430RHETSG	7480	7854		83.75	30	-	66	198.5	38.75
	81HA4836RHETSG	6897	7242		47.75	36	-	30	187.5	20.75
	81HA5436RHETSG	6982	7331		53.5	36	-	36	188	24.5
	81HA6036RHETSG	7063	7416		59.75	36	-	42	189	28.25
	81HA6636RHETSG	7230	7592		65.75	36	-	48	199	32
	81HA7236RHETSG	7117	7476		71.75	36	-	54	216.5	35.5
81HA7836RHETSG	7740	8125		77.75	36	-	60	223.5	39.25	
81HA8436RHETSG	7846	8238		83.75	36	-	66	224.5	43	



ORDERING NOTES:

To order a height adjustable return work surface to use in place of a return or linking unit insert RH into the model number before the ETS.

To order a height adjustable work surface with a top overhang of 16" at one end insert O16 into the model number after ETS. Please note that this option is not available on height adjustable work surfaces that have base enclosures and are 48" or less in length. This option is not available on dual stage electronic height adjustable work surfaces.

To order a dual stage height adjustable base add **\$674 to the list price** and replace ETS with ETD. Lifts come standard with an up/down button. Standard colors are Silver Metallic & Black, please contact customer service for other available colors. A 4 position programmable display is available, please see page 202 for price and model number.

Modesty panels are available in low pressure laminate, please replace V21 with V26 for this option. Modesty panels are also available in palette, please replace V21 with V22 for this option.

Single stage height adjustable range: 26" - 45.5"

Dual stage height adjustable range: 21" - 47"

Power cord is 10 feet long.

ORDERING PROCEDURE

To order, please specify the following:

- 1) Krug product model number
- 2) Wood species and finish
- 3) Grommet location and style if applicable.
- 4) Base option if applicable.
- 5) Modesty Panel option if applicable.

* Indicates model illustrated by the drawing.





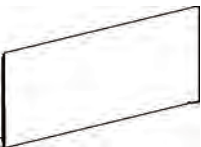
CODE DESCRIPTION

HA - height adjustable
 RH - return (cross grain)
 E - electric
 T - T- base
 C - C- base
 S - single stage
 D - dual stage

STANDARD FINISHES

For a complete list of standard wood finishes, please see page 114.

VESTRADA | MODESTY PANELS FOR HEIGHT ADJUSTABLE WORKSURFACES WITH BASE ENCLOSURES

Description	Model	Cherry		W	D	H	Shipping Weight
		Maple Walnut Rift Oak	Anigre				
 1/2 Height Floating Wood Modesty	V21-48	338	358	47.75	0.75	12	9
	V21-54	350	366	53.75	0.75	12	10
	V21-60	361	378	59.75	0.75	12	11
	V21-66	371	390	65.75	0.75	12	12
	V21-72	383	403	71.75	0.75	12	14
	V21-78	405	426	77.75	0.75	12	15
	V21-84	452	473	83.75	0.75	12	16
 1/2 Height Floating Palette Modesty	V22-48	338		47.75	0.75	12	9
	V22-54	350		53.75	0.75	12	10
	V22-60	361		59.75	0.75	12	11
	V22-66	371		65.75	0.75	12	12
	V22-72	383		71.75	0.75	12	14
	V22-78	405		77.75	0.75	12	15
	V22-84	452		83.75	0.75	12	16
 1/2 Height Floating Back-painted Glass Modesty	V24-48	1082		47.75	0.75	12	13
	V24-54	1116		53.75	0.75	12	14
	V24-60	1149		59.75	0.75	12	15
	V24-66	1185		65.75	0.75	12	16
	V24-72	1222		71.75	0.75	12	18
	V24-78	1273		77.75	0.75	12	19
	V24-84	1328		83.75	0.75	12	20
 1/2 Height Floating Acrylic Modesty	V29-48	640		47.75	0.75	12	7
	V29-54	659		53.75	0.75	12	8
	V29-60	680		59.75	0.75	12	9
	V29-66	702		65.75	0.75	12	10
	V29-72	721		71.75	0.75	12	12
	V29-78	759		77.75	0.75	12	13
	V29-84	793		83.75	0.75	12	14
 Full Height Fixed Wood Modesty	X41-48	677	711	47.75	0.75	12	15
	X41-54	697	733	53.75	0.75	12	18
	X41-60	719	756	59.75	0.75	29	20
	X41-66	741	780	65.75	0.75	29	24
	X41-72	765	804	71.75	0.75	29	26
	X41-78	809	849	77.75	0.75	29	30
	X41-84	905	952	83.75	0.75	29	36

DIMENSION KEY

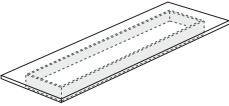
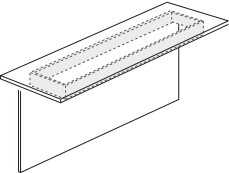
W – width
 D – depth
 H – height of worksurface
 KW – kneehole width

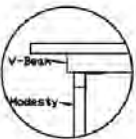
Dimensions are in inches and approximate.
 Contact Customer Service if dimensions are critical.

CODE DESCRIPTION

V21 - 1/2 height floating wood modesty
 V22 - 1/2 height floating palette modesty
 V24 - 1/2 height floating back-painted glass modesty
 V29 - 1/2 height floating acrylic modesty
 X41 - full height fixed wood modesty

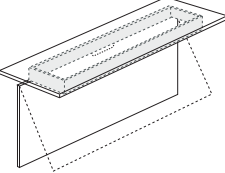
VESTRADA | LINKING UNITS

Description	Model	Cherry		W	D	H	KW	Shipping Weight	Cubic Feet
		Maple	Walnut						
		Rift Oak	Anigre						
	81LU3620H	882	1014	36	20	29.25		34	14
	81LU3624H	890	1026	36	24	29.25		48	17
	81LU4020H	915	1054	40	20	29.25		42	17
	81LU4024H	942	1086	40	24	29.25		60	21
	81LU4820H	962	1109	48	20	29.25		58	21
	81LU4824H	985	1135	48	24	29.25		77	24
	81LU5620H	990	1140	56	20	29.25		70	24
	81LU5624H	1003	1153	56	24	29.25		85	28
	81LU6420H	1054	1210	64	20	29.25		93	27
	81LU6424H*	1084	1245	64	24	29.25		118	32
	81LU7220H	1087	1247	72	20	29.25		128	30
	81LU7224H	1102	1268	72	24	29.25		140	36
	81LU3620HX41	1777	2043	36	20	29.25		54	14
	81LU3624HX41	1834	2108	36	24	29.25		68	17
	81LU4020HX41	1871	2149	40	20	29.25		60	17
	81LU4024HX41	1921	2210	40	24	29.25		80	21
	81LU4820HX41	1959	2253	48	20	29.25		78	21
	81LU4824HX41	1995	2295	48	24	29.25		97	24
	81LU5620HX41	2020	2323	56	20	29.25		95	24
	81LU5624HX41*	2045	2353	56	24	29.25		116	28
	81LU6420HX41	2132	2451	64	20	29.25		105	27
	81LU6424HX41	2238	2571	64	24	29.25		128	32
	81LU7220HX41	2287	2632	72	20	29.25		140	30
	81LU7224HX41	2376	2734	72	24	29.25		148	36



ORDERING NOTES:

For cut-out option on modesty panel, note clearly on Purchase Order and **add \$194 list**. Modesty panels are inset from the underside of the V-Beam, as illustrated.

	81LUY3620HX41	1956	2250	36	20	29.25		54	14
	81LUY3624HX41	2017	2319	36	24	29.25		68	17
	81LUY4020HX41	2060	2368	40	20	29.25		60	17
	81LUY4024HX41	2112	2429	40	24	29.25		80	21
	81LUY4820HX41	2157	2480	48	20	29.25		78	21
	81LUY4824HX41	2194	2524	48	24	29.25		97	24
	81LUY5620HX41	2221	2555	56	20	29.25		95	24
	81LUY5624HX41*	2250	2587	56	24	29.25		116	28
	81LUY6420HX41	2343	2695	64	20	29.25		105	27
	81LUY6424HX41	2461	2829	64	24	29.25		128	32
	81LUY7220HX41	2517	2894	72	20	29.25		140	30
	81LUY7224HX41	2612	3004	72	24	29.25		148	36



ORDERING NOTES:

Wire management cut out is standard on hinged modesty panels. Modesty panels are inset from the underside of the V-Beam, as illustrated.

DIMENSION KEY

W - width
D - depth
H - height

CODE DESCRIPTION

L - left hand pedestal position
R - right hand pedestal position
D - 2 file drawer
F - 2 box, 1 file drawer
V - floating modesty panel
W - extended pedestal
E2 - wood elliptical base
X31 - 3/4 height recessed modesty panel
X41 - full height recessed modesty panel

STANDARD FINISHES

For a complete list of standard wood finishes please see page 114.

LINKING UNITS

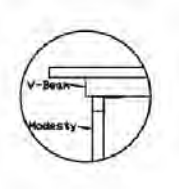
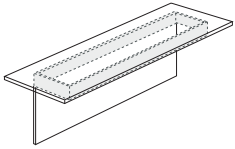
Linking units are to be used in open plans. They are to be installed against a wall.

LAMINATE WORKSURFACES

Laminate worksurfaces are available at a 10% upcharge, see page 118 for more information.

VESTRADA | LINKING UNITS

Description	Model	Cherry Maple Walnut		W	D	H	Shipping Weight	Cubic Feet
		Rift Oak	Anigre					
Linking Top, 3/4	81LUV3620HX31	1956	2250	36	20	29.25	54	14
Floating Wood	81LUV3624HX31	2017	2319	36	24	29.25	68	17
Modesty Panel	81LUV4020HX31	2060	2368	40	20	29.25	66	17
	81LUV4024HX31	2112	2429	40	24	29.25	82	21
	81LUV4820HX31	2157	2480	48	20	29.25	78	21
	81LUV4824HX31	2194	2524	48	24	29.25	97	24
	81LUV5620HX31	2221	2555	56	20	29.25	92	24
	81LUV5624HX31	2250	2587	56	24	29.25	113	28
	81LUV6420HX31	2343	2695	64	20	29.25	100	27
	81LUV6424HX31	2461	2829	64	24	29.25	123	32
	81LUV7220HX31*	2517	2894	72	20	29.25	137	30
	81LUV7224HX31	2612	3004	72	24	29.25	148	36



ORDERING NOTES:

Modesty panels are inset from the underside of the V-Beam, as illustrated.

ORDERING PROCEDURE

To order, please specify the following:

- 1) Krug product model number
- 2) Wood species and finish

CODE DESCRIPTION

- L - left hand pedestal position
- R - right hand pedestal position
- D - 2 file drawer
- F - 2 box, 1 file drawer
- H - desk height worksurface
- V - floating modesty panel
- Y - hinged modesty panel
- X31 - 3/4 height recessed modesty panel
- X41 - full height recessed modesty panel

STANDARD FINISHES

For a complete list of standard wood finishes please see page 114.


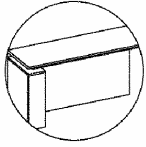
LINKING UNITS

Linking units are to be used in open plans. They are to be installed against a wall.

LAMINATE WORKSURFACES

Laminate worksurfaces are available at a 10% upcharge, see page 118 for more information.

VESTRADA | RETURNS

Description	Model	Cherry		W	D	H	KW	Shipping Weight	Cubic Feet
		Maple	Walnut						
		Rift Oak	Anigre						
Open Return	81RH3620L	1964	2257	36	20	29.25	28	88	16
	81RH3620R	1964	2257	36	20	29.25	28	88	16
	81RH3624L	2003	2304	36	24	29.25	28	103	19
	81RH3624R	2003	2304	36	24	29.25	28	103	19
	81RH4020L	2065	2377	40	20	29.25	32	101	17
	81RH4020R	2065	2377	40	20	29.25	32	101	17
	81RH4024L	2117	2434	40	24	29.25	32	118	21
	81RH4024R	2117	2434	40	24	29.25	32	118	21
	81RH4820L	2167	2492	48	20	29.25	40	113	21
	81RH4820R	2167	2492	48	20	29.25	40	113	21
	81RH4824L	2215	2549	48	24	29.25	40	133	24
	81RH4824R	2215	2549	48	24	29.25	40	133	24
	81RH5620L	2243	2581	56	20	29.25	48	127	24
	81RH5620R	2243	2581	56	20	29.25	48	127	24
	81RH5624L	2282	2625	56	24	29.25	48	147	28
	81RH5624R	2282	2625	56	24	29.25	48	147	28
	81RH6020L	2310	2658	60	20	29.25	52	138	25
	81RH6020R	2310	2658	60	20	29.25	52	138	25
	81RH6024L	2342	2694	60	24	29.25	52	163	30
	81RH6024R	2342	2694	60	24	29.25	52	163	30
	81RH6420L	2401	2761	64	20	29.25	56	143	27
	81RH6420R	2401	2761	64	20	29.25	56	143	27
	81RH6424L	2445	2812	64	24	29.25	56	168	32
	81RH6424R	2445	2812	64	24	29.25	56	168	32
	81RH6430L	2465	2837	64	20	29.25	56	206	39
	81RH6430R	2465	2837	64	20	29.25	56	206	39
	81RH6436L*	2527	2907	64	24	29.25	56	210	47
	81RH6436R	2527	2907	64	24	29.25	56	210	47
	81RH7220L	2491	2863	72	20	29.25	64	158	30
	81RH7220R	2491	2863	72	20	29.25	64	158	30
	81RH7224L	2535	2917	72	24	29.25	64	187	36
	81RH7224R	2535	2917	72	24	29.25	64	187	36
	81RH7230L	2554	2936	72	20	29.25	64	230	44
	81RH7230R	2554	2936	72	20	29.25	64	230	44
	81RH7236L	2601	2989	72	24	29.25	64	273	52
	81RH7236R	2601	2989	72	24	29.25	64	273	52
	81RH8020L	2580	2966	80	20	29.25	72	156	34
	81RH8020R	2580	2966	80	20	29.25	72	156	34
	81RH8024L	2607	2996	80	24	29.25	72	204	40
	81RH8024R	2607	2996	80	24	29.25	72	204	40
	81RH8030L	2631	3025	80	20	29.25	72	251	49
	81RH8030R	2631	3025	80	20	29.25	72	251	49
	81RH8036L	2650	3047	80	24	29.25	72	288	58
	81RH8036R	2650	3047	80	24	29.25	72	288	58
	81RH8820L	2634	3028	88	20	29.25	80	185	37
	81RH8820R	2634	3028	88	20	29.25	80	185	37
	81RH8824L	2654	3052	88	24	29.25	80	219	43
	81RH8824R	2654	3052	88	24	29.25	80	219	43
	81RH8830L	2697	3102	88	20	29.25	80	270	54
	81RH8830R	2697	3102	88	20	29.25	80	270	54
	81RH8836L	2739	3147	88	24	29.25	80	321	64
	81RH8836R	2739	3147	88	24	29.25	80	321	64

DIMENSION KEY

W - width
D - depth
H - height

CODE DESCRIPTION

L - left hand pedestal position
R - right hand pedestal position
D - 2 file drawer
F - 2 box, 1 file drawer
H - desk height worksurface
01 - lateral file drawer
05 - 4 box/ 1 lateral file
X31 - 3/4 height recessed modesty panel
X41 - full height recessed modesty panel



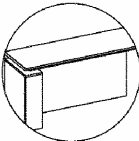
WIRING GROMMETS

One rectangular grommet in a standard position is optional at no charge. Additional rectangular grommets are available at an up-charge of **\$152 list**. See page 117 for PowerPort options.

SUPPORT

Any top with a V-Beam and a kneespace greater than 64" requires a half gable. Please see page 189.

VESTRADA | RETURNS

Description	Model	Cherry Maple Walnut		W	D	H	KW	Shipping Weight	Cubic Feet
		Rift Oak	Anigre						
Desk Height Return, 16" Pedestal	81RH3620L16D	3454	3970	36	20	29.25	20	105	16
	81RH3620L16F	3454	3970	36	20	29.25	20	105	16
	81RH3620R16D	3454	3970	36	20	29.25	20	105	16
	81RH3620R16F	3454	3970	36	20	29.25	20	105	16
	81RH3624L16D	3469	3988	36	24	29.25	20	120	19
	81RH3624L16F	3469	3988	36	24	29.25	20	120	19
	81RH3624R16D	3469	3988	36	24	29.25	20	120	19
	81RH3624R16F	3469	3988	36	24	29.25	20	120	19
	81RH4020L16D	3501	4027	40	20	29.25	24	118	17
	81RH4020L16F	3501	4027	40	20	29.25	24	118	17
	81RH4020R16D	3501	4027	40	20	29.25	24	118	17
	81RH4020R16F	3501	4027	40	20	29.25	24	118	17
	81RH4024L16D	3554	4086	40	24	29.25	24	135	21
	81RH4024L16F	3554	4086	40	24	29.25	24	135	21
	81RH4024R16D	3554	4086	40	24	29.25	24	135	21
	81RH4024R16F	3554	4086	40	24	29.25	24	135	21
	81RH4820L16D	3582	4119	48	20	29.25	32	130	21
	81RH4820L16F	3582	4119	48	20	29.25	32	130	21
	81RH4820R16D	3582	4119	48	20	29.25	32	130	21
	81RH4820R16F	3582	4119	48	20	29.25	32	130	21
	81RH4824L16D*	3599	4139	48	24	29.25	32	150	24
	81RH4824L16F**	3599	4139	48	24	29.25	32	150	24
	81RH4824R16D	3599	4139	48	24	29.25	32	150	24
	81RH4824R16F	3599	4139	48	24	29.25	32	150	24
	81RH5620L16D	3631	4176	56	20	29.25	40	155	24
	81RH5620L16F	3631	4176	56	20	29.25	40	155	24
	81RH5620R16D	3631	4176	56	20	29.25	40	155	24
	81RH5620R16F	3631	4176	56	20	29.25	40	155	24

ORDERING NOTES:

Listed pricing does not include a modesty panel. To add a full height wood modesty panel add (X41 to the end of the model number, e.g. 81RH7220LX41. To add 3/4 wood modesty panel add (X31) to the end of the model number. Add 7% list for a full 3/4 or full height modesty panel. **Add \$194 list upcharge** for wire management cut-out option and state clearly on Purchase Order. For details on pull locations please see page 116.

ORDERING PROCEDURE

To order, please specify the following:
 1) Krug product model number
 2) Wood species and finish

CODE DESCRIPTION



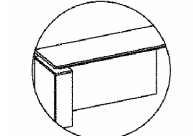
L - left hand pedestal position
 R - right hand pedestal position
 D - 2 file drawer
 F - 2 box, 1 file drawer
 H - desk height worksurface
 01 - lateral file drawer
 05 - 4 box/ 1 lateral file
 X31 - 3/4 height recessed modesty panel
 X41 - full height recessed modesty panel

STANDARD FINISHES

For a complete list of standard wood finishes please see page 114.

SUPPORT

Any top with a V-Beam and a kneespace greater than 64" requires a half gable. Please see page 189.

Description	Model	Cherry		W	D	H	KW	Shipping Weight	Cubic Feet
		Maple	Walnut						
		Rift Oak	Anigre						
Desk Height Return, 16" Pedestal, Continued	81RH5624L16D	3671	4222	56	24	29.25	40	180	28
	81RH5624L16F	3671	4222	56	24	29.25	40	180	28
	81RH5624R16D	3671	4222	56	24	29.25	40	180	28
	81RH5624R16F	3671	4222	56	24	29.25	40	180	28
	81RH6420L16D	3698	4251	64	20	29.25	48	162	27
	81RH6420L16F	3698	4251	64	20	29.25	48	162	27
	81RH6420R16D	3698	4251	64	20	29.25	48	162	27
	81RH6420R16F	3698	4251	64	20	29.25	48	162	27
	81RH6424L16D*	3804	4375	64	24	29.25	48	182	32
	81RH6424L16F**	3804	4375	64	24	29.25	48	182	32
	81RH6424R16D	3804	4375	64	24	29.25	48	182	32
	81RH6424R16F	3804	4375	64	24	29.25	48	182	32
	81RH6430L16D	3929	4515	64	30	29.25	48	243	39
	81RH6430L16F	3929	4515	64	30	29.25	48	243	39
	81RH6430R16D	3929	4515	64	30	29.25	48	243	39
	81RH6430R16F	3929	4515	64	30	29.25	48	243	39
	81RH6436L16D	4060	4667	64	36	29.25	48	257	47
	81RH6436L16F	4060	4667	64	36	29.25	48	257	47
	81RH6436R16D	4060	4667	64	36	29.25	48	257	47
	81RH6436R16F	4060	4667	64	36	29.25	48	257	47
	81RH7220L16D	4011	4614	72	20	29.25	56	176	30
	81RH7220L16F	4011	4614	72	20	29.25	56	176	30
	81RH7220R16D	4011	4614	72	20	29.25	56	176	30
	81RH7220R16F	4011	4614	72	20	29.25	56	176	30
	81RH7224L16D	4134	4756	72	24	29.25	56	205	36
	81RH7224L16F	4134	4756	72	24	29.25	56	205	36
	81RH7224R16D	4134	4756	72	24	29.25	56	205	36
	81RH7224R16F	4134	4756	72	24	29.25	56	205	36
	81RH7230L16D	4219	4853	72	30	29.25	56	273	44
	81RH7230L16F	4219	4853	72	30	29.25	56	273	44
	81RH7230R16D	4219	4853	72	30	29.25	56	273	44
	81RH7230R16F	4219	4853	72	30	29.25	56	273	44
	81RH7236L16D	4279	4920	72	36	29.25	56	316	52
81RH7236L16F	4279	4920	72	36	29.25	56	316	52	
81RH7236R16D	4279	4920	72	36	29.25	56	316	52	
81RH7236R16F	4279	4920	72	36	29.25	56	316	52	

ORDERING NOTES:

Listed pricing does not include a modesty panel. To add a full height wood modesty panel add (X41 to the end of the model number, e.g. 81RH7220LX41. To add 3/4 wood modesty panel add (X31) to the end of the model number. Add 7% list for a full 3/4 or full height modesty panel. **Add \$194 list upcharge** for wire management cut-out option and state clearly on Purchase Order. For details on pull locations please see page 116.

DIMENSION KEY

W - width
D - depth
H - height

CODE DESCRIPTION

L - left hand pedestal position
R - right hand pedestal position
D - 2 file drawer
F - 2 box, 1 file drawer
H - desk height worksurface
01 - lateral file drawer
05 - 4 box/ 1 lateral file
X31 - 3/4 height recessed modesty panel
X41 - full height recessed modesty panel



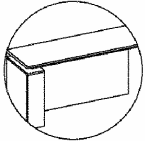
WIRING GROMMETS

One rectangular grommet in a standard position is optional at no charge. Additional rectangular grommets are available at an upcharge of **\$152 list**. See page 117 for PowerPort options.

SUPPORT

Any top with a V-Beam and a kneespace greater than 64" requires a half gable. Please see page 189.

VESTRADA | RETURNS

Description	Model	Cherry Maple Walnut		W	D	H	KW	Shipping Weight	Cubic Feet
		Rift Oak	Anigre						
Desk Height Return, 16" Pedestal, Continued	81RH8020L16D	4243	4879	80	20	29.25	64	175	34
	81RH8020L16F	4243	4879	80	20	29.25	64	175	34
	81RH8020R16D	4243	4879	80	20	29.25	64	175	34
	81RH8020R16F	4243	4879	80	20	29.25	64	175	34
	81RH8024L16D*	4311	4956	80	24	29.25	64	223	40
	81RH8024L16F**	4311	4956	80	24	29.25	64	223	40
	81RH8024R16D	4311	4956	80	24	29.25	64	223	40
	81RH8024R16F	4311	4956	80	24	29.25	64	223	40
	81RH8030L16D	4352	5006	80	30	29.25	64	295	49
	81RH8030L16F	4352	5006	80	30	29.25	64	295	49
	81RH8030R16D	4352	5006	80	30	29.25	64	295	49
	81RH8030R16F	4352	5006	80	30	29.25	64	295	49
	81RH8036L16D	4421	5083	80	30	29.25	64	342	58
	81RH8036L16F	4421	5083	80	36	29.25	64	342	58
	81RH8036R16D	4421	5083	80	36	29.25	64	342	58
	81RH8036R16F	4421	5083	80	36	29.25	64	342	58
	81RH8036R16F	4421	5083	80	36	29.25	64	342	58
	81RH8820L16D	4368	5023	88	20	29.25	72	200	37
	81RH8820L16F	4368	5023	88	20	29.25	72	200	37
	81RH8820R16D	4368	5023	88	20	29.25	72	200	37
	81RH8820R16F	4368	5023	88	20	29.25	72	200	37
	81RH8824L16D	4439	5106	88	24	29.25	72	234	43
	81RH8824L16F	4439	5106	88	24	29.25	72	234	43
	81RH8824R16D	4439	5106	88	24	29.25	72	234	43
	81RH8824R16F	4439	5106	88	24	29.25	72	234	43
	81RH8830L16D	4480	5150	88	30	29.25	72	310	54
	81RH8830L16F	4480	5150	88	30	29.25	72	310	54
	81RH8830R16D	4480	5150	88	30	29.25	72	310	54
	81RH8830R16F	4480	5150	88	30	29.25	72	310	54
	81RH8836L16D	4542	5223	88	36	29.25	72	361	64
	81RH8836L16F	4542	5223	88	36	29.25	72	361	64
	81RH8836R16D	4542	5223	88	36	29.25	72	361	64
	81RH8836R16F	4542	5223	88	36	29.25	72	361	64

ORDERING NOTES:

Listed pricing does not include a modesty panel. To add a full height wood modesty panel add (X41 to the end of the model number, e.g. 81RH7220LX41. To add 3/4 wood modesty panel add (X31) to the end of the model number. Add 7% list for a full 3/4 or full height modesty panel. Add **\$194 list** upcharge for wire management cut-out option and state clearly on Purchase Order. For details on pull locations please see page 116.

ORDERING PROCEDURE

To order, please specify the following:
 1) Krug product model number
 2) Wood species and finish

CODE DESCRIPTION

L - left hand pedestal position
 R - right hand pedestal position
 D - 2 file drawer
 F - 2 box, 1 file drawer
 H - desk height worksurface
 01 - lateral file drawer
 05 - 4 box/ 1 lateral file
 X31 - 3/4 height recessed modesty panel
 X41 - full height recessed modesty panel

STANDARD FINISHES


For a complete list of standard wood finishes please see page 114.

WIRING GROMMETS

One rectangular grommet in a standard position is optional at no charge. Additional rectangular grommets are available at an upcharge of **\$152 list**. See page 117 for PowerPort options.

SUPPORT

Any top with a V-Beam and a kneespace greater than 64" requires a half gable. Please see page 189.

Description	Model	Cherry Maple Walnut		W	D	H	KW	Shipping Weight	Cubic Feet
		Rift Oak	Anigre						
	81RH4820L24D	3691	4245	48	20	29.25	24	155	21
	81RH4820L24F	3691	4245	48	20	29.25	24	155	21
	81RH4820R24D	3691	4245	48	20	29.25	24	155	21
	81RH4820R24F	3691	4245	48	20	29.25	24	155	21
	81RH4824L24D	3707	4260	48	24	29.25	24	175	24
	81RH4824L24F	3707	4260	48	24	29.25	24	175	24
	81RH4824R24D	3707	4260	48	24	29.25	24	175	24
	81RH4824R24F	3707	4260	48	24	29.25	24	175	24
	81RH5620L24D	3738	4295	56	20	29.25	32	165	24
	81RH5620L24F	3738	4295	56	20	29.25	32	165	24
	81RH5620R24D	3738	4295	56	20	29.25	32	165	24
	81RH5620R24F*	3738	4295	56	20	29.25	32	165	24
	81RH5624L24D	3784	4350	56	24	29.25	32	185	28
	81RH5624L24F	3784	4350	56	24	29.25	32	185	28
	81RH5624R24D	3784	4350	56	24	29.25	32	185	28
	81RH5624R24F	3784	4350	56	24	29.25	32	185	28
	81RH6420L24D	3811	4381	64	20	29.25	40	186	27
	81RH6420L24F	3811	4381	64	20	29.25	40	186	27
	81RH6420R24D	3811	4381	64	20	29.25	40	186	27
	81RH6420R24F	3811	4381	64	20	29.25	40	186	27
	81RH6424L24D	3918	4505	64	24	29.25	40	211	32
	81RH6424L24F	3918	4505	64	24	29.25	40	211	32
	81RH6424R24D	3918	4505	64	24	29.25	40	211	32
	81RH6424R24F	3918	4505	64	24	29.25	40	211	32
	81RH6430L24D	4042	4649	64	30	29.25	40	274	39
	81RH6430L24F	4042	4649	64	30	29.25	40	274	39
	81RH6430R24D	4042	4649	64	30	29.25	40	274	39
	81RH6430R24F	4042	4649	64	30	29.25	40	274	39
	81RH6436L24D	4180	4809	64	36	29.25	40	280	47
	81RH6436L24F	4180	4809	64	36	29.25	40	280	47
81RH6436R24D	4180	4809	64	36	29.25	40	280	47	
81RH6436R24F	4180	4809	64	36	29.25	40	280	47	
81RH7220L24D	4131	4752	72	20	29.25	48	201	30	
81RH7220L24F	4131	4752	72	20	29.25	48	201	30	
81RH7220R24D	4131	4752	72	20	29.25	48	201	30	
81RH7220R24F	4131	4752	72	20	29.25	48	201	30	

ORDERING NOTES:

Listed pricing does not include a modesty panel. To add a full height wood modesty panel add (X41 to the end of the model number, e.g. 81RH7220LX41. To add 3/4 wood modesty panel add (X31) to the end of the model number. Add 7% list for a full 3/4 or full height modesty panel. Add **\$194 list** upcharge for wire management cut-out option and state clearly on Purchase Order. For details on pull locations please see page 116.

DIMENSION KEY

W - width
D - depth
H - height

CODE DESCRIPTION

L - left hand pedestal position
R - right hand pedestal position
D - 2 file drawer
F - 2 box, 1 file drawer
H - desk height worksurface
01 - lateral file drawer
05 - 4 box/ 1 lateral file
X31 - 3/4 height recessed modesty panel
X41 - full height recessed modesty panel


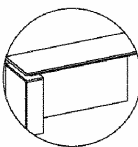
WIRING GROMMETS

One rectangular grommet in a standard position is optional at no charge. Additional rectangular grommets are available at an upcharge of **\$152 list**. See page 117 for PowerPort options.

SUPPORT

Any top with a V-Beam and a kneespace greater than 64" requires a half gable. Please see page 189.

VESTRADA | RETURNS

Description	Model	Cherry		W	D	H	KW	Shipping Weight	Cubic Feet
		Maple	Walnut						
		Rift Oak	Anigre						
Desk Height	81RH7224L24D	4227	4861	72	24	29.25	48	230	36
Return, 24"	81RH7224L24F	4227	4861	72	24	29.25	48	230	36
Pedestal,	81RH7224R24D	4227	4861	72	24	29.25	48	230	36
Continued	81RH7224R24F	4227	4861	72	24	29.25	48	230	36
	81RH7230L24D	4348	5000	72	30	29.25	48	298	44
	81RH7230L24F*	4348	5000	72	30	29.25	48	298	44
	81RH7230R24D	4348	5000	72	30	29.25	48	298	44
	81RH7230R24F	4348	5000	72	30	29.25	48	298	44
	81RH7236L24D	4406	5068	72	36	29.25	48	341	52
	81RH7236L24F	4406	5068	72	36	29.25	48	341	52
	81RH7236R24D	4406	5068	72	36	29.25	48	341	52
	81RH7236R24F	4406	5068	72	36	29.25	56	341	52
	81RH8020L24D	4370	5027	80	20	29.25	56	200	34
	81RH8020L24F	4370	5027	80	20	29.25	56	200	34
	81RH8020R24D	4370	5027	80	20	29.25	56	200	34
	81RH8020R24F	4370	5027	80	20	29.25	56	200	34
	81RH8024L24D	4439	5106	80	24	29.25	56	248	40
	81RH8024L24F	4439	5106	80	24	29.25	56	248	40
	81RH8024R24D	4439	5106	80	24	29.25	56	248	40
	81RH8024R24F	4439	5106	80	24	29.25	56	248	40
	81RH8030L24D	4481	5152	80	30	29.25	56	320	49
	81RH8030L24F	4481	5152	80	30	29.25	56	320	49
	81RH8030R24D	4481	5152	80	30	29.25	56	320	49
	81RH8030R24F	4481	5152	80	30	29.25	56	320	49
81RH8036L24D	4553	5236	80	36	29.25	56	367	58	
81RH8036L24F	4553	5236	80	36	29.25	56	367	58	
81RH8036R24D	4553	5236	80	36	29.25	56	367	58	
81RH8036R24F	4553	5236	80	36	29.25	48	367	58	
81RH8820L24D	4498	5170	88	20	29.25	64	367	37	
81RH8820L24F	4498	5170	88	20	29.25	64	367	37	
81RH8820R24D	4498	5170	88	20	29.25	64	367	37	
81RH8820R24F	4498	5170	88	20	29.25	64	367	37	
81RH8824L24D	4573	5260	88	24	29.25	64	251	43	
81RH8824L24F	4573	5260	88	24	29.25	64	251	43	
81RH8824R24D	4573	5260	88	24	29.25	64	251	43	
81RH8824R24F	4573	5260	88	24	29.25	64	251	43	

ORDERING NOTES:

Listed pricing does not include a modesty panel. To add a full height wood modesty panel add (X41 to the end of the model number, e.g. 81RH7220LX41. To add 3/4 wood modesty panel add (X31) to the end of the model number. Add 7% list for a full 3/4 or full height modesty panel. Add **\$194 list** upcharge for wire management cut-out option and state clearly on Purchase Order. For details on pull locations please see page 116.

ORDERING PROCEDURE

To order, please specify the following:
 1) Krug product model number
 2) Wood species and finish

CODE DESCRIPTION

L - left hand pedestal position
 R - right hand pedestal position
 D - 2 file drawer
 F - 2 box, 1 file drawer
 H - desk height worksurface
 01 - lateral file drawer
 05 - 4 box/ 1 lateral file
 X31 - 3/4 height recessed modesty panel
 X41 - full height recessed modesty panel

STANDARD FINISHES

For a complete list of standard wood finishes please see page 114.

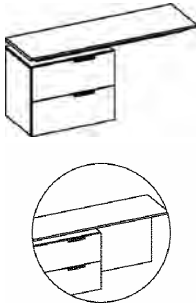
WIRING GROMMETS

One rectangular grommet in a standard position is optional at no charge. Additional rectangular grommets are available at an upcharge of **\$152 list**. See page 117 for PowerPort options.

SUPPORT

Any top with a V-Beam and a kneespace greater than 64" requires a half gable. Please see page 189.

VESTRADA | RETURNS

Description	Model	Cherry Maple		W	D	H	KW	Shipping Weight	Cubic Feet
		Walnut Rift Oak	Anigre						
	81RH5620L3201	4457	5124	56	20	29.25	24	172	24
	81RH5620R3201	4457	5124	56	20	29.25	24	172	24
	81RH5624L3201	4478	5149	56	24	29.25	24	192	28
	81RH5624R3201	4478	5149	56	24	29.25	24	192	28
	81RH6420L3201	4483	5154	64	20	29.25	32	193	27
	81RH6420R3201	4483	5154	64	20	29.25	32	193	27
	81RH6424L3201*	4509	5185	64	24	29.25	32	218	32
	81RH6424R3201	4509	5185	64	24	29.25	32	218	32
	81RH6430L3201	4530	5210	64	30	29.25	32	306	39
	81RH6430R3201	4530	5210	64	30	29.25	32	306	39
	81RH6436L3201	4570	5256	64	36	29.25	32	312	47
	81RH6436R3201	4570	5256	64	36	29.25	32	312	47
	81RH7220L3201	4537	5218	72	20	29.25	40	208	30
	81RH7220R3201	4537	5218	72	20	29.25	40	208	30
	81RH7224L3201	4574	5261	72	24	29.25	40	237	36
	81RH7224R3201	4574	5261	72	24	29.25	40	237	36
	81RH7230L3201	4609	5299	72	30	29.25	40	330	44
	81RH7230R3201	4609	5299	72	30	29.25	40	330	44
	81RH7236L3201	4649	5346	72	36	29.25	40	373	52
	81RH7236R3201	4649	5346	72	36	29.25	40	373	52
	81RH8020L3201	4611	5302	80	20	29.25	48	207	34
	81RH8020R3201	4611	5302	80	20	29.25	48	207	34
	81RH8024L3201	4641	5337	80	24	29.25	48	255	40
	81RH8024R3201	4641	5337	80	24	29.25	48	255	40
	81RH8030L3201	4686	5390	80	30	29.25	48	352	49
	81RH8030R3201	4686	5390	80	30	29.25	48	352	49
	81RH8036L3201	4732	5441	80	36	29.25	48	389	58
	81RH8036R3201	4732	5441	80	36	29.25	48	389	58
	81RH8820L3201	4649	5346	88	20	29.25	56	227	37
	81RH8820R3201	4649	5346	88	20	29.25	56	227	37
81RH8824L3201	4697	5399	88	24	29.25	56	258	43	
81RH8824R3201	4697	5399	88	24	29.25	56	258	43	
81RH8830L3201	4752	5465	88	30	29.25	56	356	54	
81RH8830R3201	4752	5465	88	30	29.25	56	356	54	
81RH8836L3201	4813	5532	88	36	29.25	56	403	64	
81RH8836R3201	4813	5532	88	36	29.25	56	403	64	

ORDERING NOTES:

Listed pricing does not include a modesty panel. To add a full height wood modesty panel add (X41 to the end of the model number, e.g. 81RH7220LX41. To add 3/4 wood modesty panel add (X31) to the end of the model number. Add 7% list for a full 3/4 or full height modesty panel. Add **\$194 list** upcharge for wire management cut-out option and state clearly on Purchase Order. For details on pull locations please see page 116.

DIMENSION KEY

W - width
D - depth
H - height

CODE DESCRIPTION


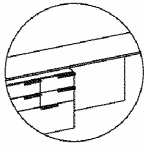
L - left hand pedestal position
R - right hand pedestal position
D - 2 file drawer
F - 2 box, 1 file drawer
H - desk height worksurface
01 - lateral file drawer
05 - 4 box/ 1 lateral file
X31 - 3/4 height recessed modesty panel
X41 - full height recessed modesty panel

WIRING GROMMETS

One rectangular grommet in a standard position is optional at no charge. Additional rectangular grommets are available at an up-charge of **\$152 list**. See page 117 for PowerPort options.

SUPPORT

Any top with a V-Beam and a kneespace greater than 64" requires a half gable. Please see page 189.

Description	Model	Cherry		W	D	H	KW	Shipping Weight	Cubic Feet
		Maple	Walnut						
		Rift Oak	Anigre						
Desk Height Return,	81RH5620L3205	5082	5841	56	20	29.25	24	172	24
32" 4 Box/1 Lateral	81RH5620R3205	5082	5841	56	20	29.25	24	172	24
File Pedestal	81RH5624L3205	5108	5871	56	24	29.25	24	192	28
	81RH5624R3205	5108	5871	56	24	29.25	24	192	28
	81RH6420L3205	5111	5876	64	20	29.25	32	193	27
	81RH6420R3205	5111	5876	64	20	29.25	32	193	27
	81RH6424L3205	5139	5911	64	24	29.25	32	218	32
	81RH6424R3205	5139	5911	64	24	29.25	32	218	32
	81RH6430L3205	5161	5936	64	30	29.25	32	306	39
	81RH6430R3205	5161	5936	64	30	29.25	32	306	39
	81RH6436L3205	5210	5991	64	36	29.25	32	312	47
	81RH6436R3205	5210	5991	64	36	29.25	32	312	47
	81RH7220L3205	5173	5947	72	20	29.25	40	208	30
	81RH7220R3205	5173	5947	72	20	29.25	40	208	30
	81RH7224L3205*	5215	5998	72	24	29.25	40	237	36
	81RH7224R3205	5215	5998	72	24	29.25	40	237	36
	81RH7230L3205	5254	6039	72	30	29.25	40	330	44
	81RH7230R3205	5254	6039	72	30	29.25	40	330	44
	81RH7236L3205	5300	6096	72	36	29.25	40	373	52
	81RH7236R3205	5300	6096	72	36	29.25	40	373	52
	81RH8020L3205	5258	6046	80	20	29.25	48	207	34
	81RH8020R3205	5258	6046	80	20	29.25	48	207	34
	81RH8024L3205	5292	6083	80	24	29.25	48	255	40
	81RH8024R3205	5292	6083	80	24	29.25	48	255	40
	81RH8030L3205	5340	6141	80	30	29.25	48	352	49
	81RH8030R3205	5340	6141	80	30	29.25	48	352	49
	81RH8036L3205	5393	6203	80	36	29.25	48	389	58
	81RH8036R3205	5393	6203	80	36	29.25	48	389	58
	81RH8820L3205	5300	6096	88	20	29.25	56	227	37
	81RH8820R3205	5300	6096	88	20	29.25	56	227	37
	81RH8824L3205	5359	6161	88	24	29.25	56	258	43
	81RH8824R3205	5359	6161	88	24	29.25	56	258	43
	81RH8830L3205	5418	6229	88	30	29.25	56	356	54
	81RH8830R3205	5418	6229	88	30	29.25	56	356	54
	81RH8836L3205	5482	6304	88	36	29.25	56	403	64
	81RH8836R3205	5482	6304	88	36	29.25	56	403	64

ORDERING NOTES:

Listed pricing does not include a modesty panel. To add a full height wood modesty panel add (X41 to the end of the model number, e.g. 81RH7220LX41. To add 3/4 wood modesty panel add (X31) to the end of the model number. Add 7% list for a full 3/4 or full height modesty panel. Add **\$194 list** upcharge for wire management cut-out option and state clearly on Purchase Order. For details on pull locations please see page 116.

DIMENSION KEY

W - width
D - depth
H - height

CODE DESCRIPTION

L - left hand pedestal position
R - right hand pedestal position
D - 2 file drawer
F - 2 box, 1 file drawer
H - desk height worksurface
01 - lateral file drawer
05 - 4 box/ 1 lateral file
X31 - 3/4 height recessed modesty panel
X41 - full height recessed modesty panel

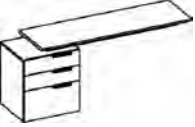
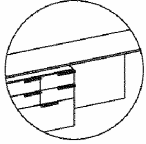
WIRING GROMMETS

One rectangular grommet in a standard position is optional at no charge. Additional rectangular grommets are available at an upcharge of **\$152 list**. See page 117 for PowerPort options.

SUPPORT

Any top with a V-Beam and a kneespace greater than 64" requires a half gable. Please see page 189.

VESTRADA | RETURNS

Description	Model	Cherry		W	D	H	KW	Shipping Weight	Cubic Feet
		Maple	Walnut						
		Rift Oak	Anigre						
Desk Height Return, 24" Extended Pedestal	81RH3620L24FW	4462	5134	36	20	29.25	20	135	16
	81RH3620R24FW	4462	5134	36	20	29.25	20	135	16
	81RH3624L24FW	4496	5169	36	24	29.25	20	145	19
	81RH3624R24FW	4496	5169	36	24	29.25	20	145	19
	81RH4820L24FW	4540	5220	48	20	29.25	32	155	21
	81RH4820R24FW	4540	5220	48	20	29.25	32	155	21
	81RH4824L24FW	4559	5242	48	24	29.25	32	175	25
	81RH4824R24FW	4559	5242	48	24	29.25	32	175	25
	81RH5620L24FW	4599	5287	56	20	29.25	40	165	24
	81RH5620R24FW	4599	5287	56	20	29.25	40	165	24
	81RH5624L24FW	4654	5352	56	24	29.25	40	185	28
	81RH5624R24FW	4654	5352	56	24	29.25	40	185	28
	81RH6420L24FW	4689	5391	64	20	29.25	48	211	27
	81RH6420R24FW	4689	5391	64	20	29.25	48	211	27
	81RH6424L24FW	4819	5544	64	24	29.25	48	274	32
	81RH6424R24FW	4819	5544	64	24	29.25	48	274	32
	81RH6430L24FW	4914	5647	64	30	29.25	48	280	40
	81RH6430R24FW	4914	5647	64	30	29.25	48	280	40
	81RH6436L24FW*	5122	5891	64	36	29.25	48	201	47
	81RH6436R24FW	5122	5891	64	36	29.25	48	201	47
	81RH7220L24FW	5083	5844	72	20	29.25	56	230	31
	81RH7220R24FW	5083	5844	72	20	29.25	56	230	31
	81RH7224L24FW	5257	6045	72	24	29.25	56	298	36
	81RH7224R24FW	5257	6045	72	24	29.25	56	298	36
	81RH7230L24FW	5327	6126	72	30	29.25	56	308	47
	81RH7230R24FW	5327	6126	72	30	29.25	56	308	47
	81RH7236L24FW	5419	6230	72	36	29.25	56	341	52
	81RH7236R24FW	5419	6230	72	36	29.25	56	341	52
	81RH8020L24FW	5380	6185	80	20	29.25	64	200	34
	81RH8020R24FW	5380	6185	80	20	29.25	64	200	34
	81RH8024L24FW	5463	6281	80	24	29.25	64	248	40
	81RH8024R24FW	5463	6281	80	24	29.25	64	248	40
	81RH8030L24FW	5510	6336	80	30	29.25	64	320	49
	81RH8030R24FW	5510	6336	80	30	29.25	64	320	49
	81RH8036L24FW	5587	6427	80	36	29.25	64	367	58
	81RH8036R24FW	5587	6427	80	36	29.25	64	367	58
	81RH8820L24FW	5534	6364	88	20	29.25	72	367	37
	81RH8820R24FW	5534	6364	88	20	29.25	72	367	37
	81RH8824L24FW	5629	6471	88	24	29.25	72	251	44
	81RH8824R24FW	5629	6471	88	24	29.25	72	251	44
	81RH8830L24FW	5691	6543	88	30	29.25	72	324	54
	81RH8830R24FW	5691	6543	88	30	29.25	72	324	54
	81RH8836L24FW	5742	6604	88	36	29.25	72	371	64
	81RH8836R24FW	5742	6604	88	36	29.25	72	371	64

ORDERING PROCEDURE

To order, please specify the following:

- 1) Krug product model number
- 2) Wood species and finish, see page 114
- 3) Pull style and finish, see page 116
- 4) V-Beam color, see page 117
- 5) Grommet location and style if applicable

* Indicates model illustrated by line drawing

CODE DESCRIPTION

L - left hand pedestal position
 R - right hand pedestal position
 D - 2 file drawer
 F - 2 box, 1 file drawer
 H - desk height worksurface
 01 - lateral file drawer
 05 - 4 box/ 1 lateral file
 X31 - 3/4 height recessed modesty panel
 X41 - full height recessed modesty panel

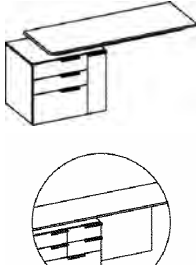
STANDARD FINISHES

For a complete list of standard wood finishes please see page 114.

SUPPORT

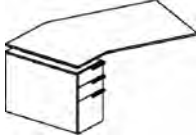
Any top with a V-Beam and a kneespace greater than 64" requires a half gable. Please see page 189.

VESTRADA | ANGLED SHAPED RETURNS

Description	Model	Wood			W	D	H	KW	Shipping Weight	Cubic Feet
		Cherry	Maple	Walnut						
	81RH3624L32FQW	5708	6565		36	24	29.25	12	136	19
	81RH3624R32FQW	5708	6565		36	24	29.25	12	136	19
	81RH4824L32FQW	5769	6638		48	24	29.25	24	166	24
	81RH4824R32FQW	5769	6638		48	24	29.25	24	166	24
	81RH5624L32FQW	5863	6742		56	24	29.25	32	182	28
	81RH5624R32FQW	5863	6742		56	24	29.25	32	182	28
	81RH6424L32FQW	5985	6882		64	24	29.25	40	203	32
	81RH6424R32FQW	5985	6882		64	24	29.25	40	203	32
	81RH7224L32FQW*	6185	7111		72	24	29.25	48	222	36
	81RH7224R32FQW	6185	7111		72	24	29.25	48	222	36
	81RH8024L32FQW	6318	7267		80	24	29.25	56	241	40
	81RH8024R32FQW	6318	7267		80	24	29.25	56	241	40
	81RH8824L32FQW	6474	7445		88	24	29.25	64	250	43
	81RH8824R32FQW	6474	7445		88	24	29.25	64	250	43

ORDERING NOTES:

Listed pricing does not include a modesty panel. To add a full height wood modesty panel add (X41 to the end of the model number, e.g. 81RH7220LX41. To add 3/4 wood modesty panel add (X31) to the end of the model number. Add 7% list for a full 3/4 or full height modesty panel. **Add \$194 list upcharge** for wire management cut-out option and state clearly on Purchase Order. The 32" BBF and V-Ped is one component. The V-Ped is always located towards the kneespace and is not available for field installation. A 32" pedestal under an extended return is inset by 24". A 24" pedestal under an extended return is inset by 16"

	81RHCI7230-38L16F	4889	5620		72	30	29.25	46	189	44
	81RHCI7230-38R16F	4889	5620		72	30	29.25	46	189	44
	81RHCI7230-38L16D	4889	5620		72	30	29.25	46	189	44
	81RHCI7230-38R16D	4889	5620		72	30	29.25	46	189	44
	81RHCI7236-44R16F	5022	5773		72	36	29.25	43	232	52
	81RHCI7236-44L16F*	5022	5773		72	36	29.25	43	232	52
	81RHCI7236-44R16D	5022	5773		72	36	29.25	43	232	52
	81RHCI7236-44L16D	5022	5773		72	36	29.25	43	232	52
	81RHCI8030-38L16F	5135	5905		80	30	29.25	52	210	49
	81RHCI8030-38R16F	5135	5905		80	30	29.25	52	210	49
	81RHCI8030-38L16D	5135	5905		80	30	29.25	52	210	49
	81RHCI8030-38R16D	5135	5905		80	30	29.25	52	210	49
	81RHCI8036-44L16F	5233	6017		80	36	29.25	48	247	58
	81RHCI8036-44R16F	5233	6017		80	36	29.25	48	247	58
	81RHCI8036-44L16D	5233	6017		80	36	29.25	48	247	58
	81RHCI8036-44R16D	5233	6017		80	36	29.25	48	247	58

DIMENSION KEY

W - width
D - depth
H - height

CODE DESCRIPTION

L - left hand pedestal position
R - right hand pedestal position
D - 2 file drawer
F - 2 box, 1 file drawer
H - desk height worksurface
01 - lateral file drawer
05 - 4 box/ 1 lateral file
X31 - 3/4 height recessed modesty panel
X41 - full height recessed modesty panel

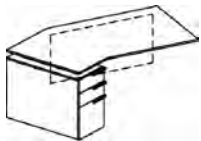
WIRING GROMMETS

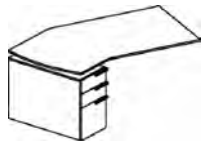
One rectangular grommet in a standard position is optional at no charge. Additional rectangular grommets are available at an upcharge of **\$152 list**. See page 117 for PowerPort options.

SUPPORT

Any top with a V-Beam and a kneespace greater than 64" requires a half gable. Please see page 189.

VESTRADA | ANGLED SHAPED RETURNS

Description	Model	Cherry Maple Walnut		W	D	H	KW	Shipping Weight	Cubic Feet
		Rift Oak	Anigre						
Canted Inverted	81RHCIV7230-38L16FX31	5755	6616	72	30	29.25	44	215	44
Desk Height Return,	81RHCIV7230-38R16FX31	5755	6616	72	30	29.25	44	215	44
3/4 Height	81RHCIV7230-38L16DX31	5755	6616	72	30	29.25	44	215	44
Floating Modesty	81RHCIV7230-38R16DX31	5755	6616	72	30	29.25	44	215	44
Panel, 16" Pedestal	81RHCIV7236-44L16FX31*	5911	6795	72	36	29.25	40	258	52
	81RHCIV7236-44R16FX31	5911	6795	72	36	29.25	40	258	52
	81RHCIV7236-44L16DX31	5911	6795	72	36	29.25	40	258	52
	81RHCIV7236-44R16DX31	5911	6795	72	36	29.25	40	258	52
	81RHCIV8030-38L16FX31	6043	6946	80	30	29.25	52	236	49
	81RHCIV8030-38R16FX31	6043	6946	80	30	29.25	52	236	49
	81RHCIV8030-38L16DX31	6043	6946	80	30	29.25	52	236	49
	81RHCIV8030-38R16DX31	6043	6946	80	30	29.25	52	236	49
	81RHCIV8036-44L16FX31	6159	7084	80	36	29.25	48	273	58
	81RHCIV8036-44R16FX31	6159	7084	80	36	29.25	48	273	58
	81RHCIV8036-44L16DX31	6159	7084	80	36	29.25	48	273	58
	81RHCIV8036-44R16DX31	6159	7084	80	36	29.25	48	273	58

Canted Arc Inverted	81RHCAI7230-38L16F	4889	5620	72	30	29.25	44	189	44
Desk Height Return,	81RHCAI7230-38R16F	4889	5620	72	30	29.25	44	189	44
no Modesty Panel,	81RHCAI7230-38L16D	4889	5620	72	30	29.25	44	189	44
16" Pedestal	81RHCAI7230-38R16D	4889	5620	72	30	29.25	44	189	44
	81RHCAI7236-44L16F*	5022	5773	72	36	29.25	40	232	52
	81RHCAI7236-44R16F	5022	5773	72	36	29.25	40	232	52
	81RHCAI7236-44L16D	5022	5773	72	36	29.25	40	232	52
	81RHCAI7236-44R16D	5022	5773	72	36	29.25	40	232	52
	81RHCAI8030-38L16F	5135	5905	80	30	29.25	52	210	49
	81RHCAI8030-38R16F	5135	5905	80	30	29.25	52	210	49
	81RHCAI8030-38L16D	5135	5905	80	30	29.25	52	210	49
	81RHCAI8030-38R16D	5135	5905	80	30	29.25	52	210	49
	81RHCAI8036-44L16F	5233	6017	80	36	29.25	48	249	58
	81RHCAI8036-44R16F	5233	6017	80	36	29.25	48	249	58
	81RHCAI8036-44L16D	5233	6017	80	36	29.25	48	249	58
	81RHCAI8036-44R16D	5233	6017	80	36	29.25	48	249	58

ORDERING PROCEDURE

To order, please specify the following:

- 1) Krug product model number
- 2) Wood species and finish, see page 114
- 3) Pull style and finish, see page 116
- 4) V-Beam color, see page 117
- 5) Grommet location and style if applicable

* Indicates model illustrated by line drawing

CODE DESCRIPTION

L - left hand pedestal position
 R - right hand pedestal position
 D - 2 file drawer
 F - 2 box, 1 file drawer
 H - desk height worksurface
 01 - lateral file drawer
 05 - 4 box/ 1 lateral file
 X31 - 3/4 height recessed modesty panel

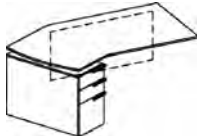
STANDARD FINISHES

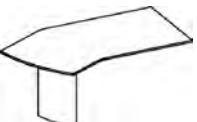
For a complete list of standard wood finishes please see page 114.

SUPPORT

Any top with a V-Beam and a kneespace greater than 64" requires a half gable. Please see page 189.

VESTRADA | ANGLED SHAPED RETURNS

Description	Model	Cherry		W	D	H	KW	Shipping Weight	Cubic Feet	
		Maple	Walnut							
		Rift Oak	Anigre							
	Canted Arc Inverted	81RHCAIV7230-38L16FX31	5755	6616	72	30	29.25	44	215	44
	Desk Height Return,	81RHCAIV7320-38L16DX31	5755	6616	72	30	29.25	44	215	44
	3/4 Height Floating	81RHCAIV7230-38R16FX31	5755	6616	72	30	29.25	44	215	44
	Modesty Panel,	81RHCAIV7230-38R16DX31	5755	6616	72	30	29.25	44	215	44
	16" Pedestal	81RHCAIV7236-44L16FX31	5911	6795	72	30	29.25	40	258	52
		81RHCAIV7236-44L16DX31	5911	6795	72	36	29.25	40	258	52
		81RHCAIV7236-44R16FX31	5911	6795	72	36	29.25	40	258	52
		81RHCAIV7236-44R16DX31	5911	6795	72	36	29.25	40	258	52
		81RHCAIV8030-38L16FX31*	6043	6946	80	30	29.25	52	236	49
		81RHCAIV8030-38L16DX31	6043	6946	80	30	29.25	52	236	49
		81RHCAIV8030-38R16FX31	6043	6946	80	30	29.25	52	236	49
		81RHCAIV8030-38R16DX31	6043	6946	80	30	29.25	52	236	49
		81RHCAIV8036-44L16FX31	6159	7084	80	36	29.25	48	273	58
		81RHCAIV8036-44L16DX31	6159	7084	80	36	29.25	48	273	58
		81RHCAIV8036-44R16FX31	6159	7084	80	36	29.25	48	273	58
	81RHCAIV8036-44R16DX31	6159	7084	80	36	29.25	48	273	58	

	Canted Arc Inverted	81RHCAI7230-38LE2	3390	3899	72	30	29.25	44	163	44
	Desk Height Return,	81RHCAI7230-38RE2	3390	3899	72	30	29.25	44	163	44
	Elliptical Base	81RHCAI7236-44LE2	3538	4068	72	36	29.25	40	206	52
		81RHCAI7236-44RE2	3538	4068	72	36	29.25	40	206	52
		81RHCAI8030-38LE2*	3648	4197	80	30	29.25	52	184	49
		81RHCAI8030-38RE2	3648	4197	80	30	29.25	52	184	49
		81RHCAI8036-44LE2	3814	4385	80	36	29.25	48	221	58
		81RHCAI8036-44RE2	3814	4385	80	36	29.25	48	221	58

DIMENSION KEY

W - width
D - depth
H - height

CODE DESCRIPTION

L - left hand pedestal position
R - right hand pedestal position
D - 2 file drawer
F - 2 box, 1 file drawer
H - desk height worksurface
01 - lateral file drawer
05 - 4 box/ 1 lateral file
X31 - 3/4 height recessed modesty panel
X41 - full height recessed modesty panel


WIRING GROMMETS


One rectangular grommet in a standard position is optional at no charge. Additional rectangular grommets are available at an upcharge of **\$152 list**. See page 117 for PowerPort options.


SUPPORT


Any top with a V-Beam and a kneespace greater than 64" requires a half gable. Please see page 189.

VESTRADA | CURVILINEAR RETURNS

Description	Model	Cherry Maple Walnut		W	D	H	KW	Shipping Weight	Cubic Feet
		Rift Oak	Anigre						
 Oblique Desk Height Return, Elliptical Base	81RHO7230-36LE2	3390	3899	72	30	29.25	56	163	11
	81RHO7230-36RE2	3390	3899	72	30	29.25	56	163	11
	81RHO7236-42LE2	3538	4068	72	36	29.25	56	206	12
	81RHO7236-42RE2	3538	4068	72	36	29.25	56	206	12
	81RHO8030-36LE2*	3648	4197	80	30	29.25	64	184	13
	81RHO8030-36RE2	3648	4197	80	30	29.25	64	184	13
	81RHO8036-42LE2	3814	4385	80	36	29.25	64	221	14
	81RHO8036-42RE2	3814	4385	80	36	29.25	64	221	14

 Oblique Desk Height Return, Elliptical Base, Fixed Modesty Panel	81RHO7230-36LE2X41	4555	5238	72	30	29.25	56	189	12
	81RHO7230-36RE2X41	4555	5238	72	30	29.25	56	189	12
	81RHO7236-42LE2X41	4593	5284	72	36	29.25	56	232	13
	81RHO7236-42RE2X41	4593	5284	72	36	29.25	56	232	13
	81RHO8030-36LE2X41*	4691	5393	80	30	29.25	64	210	14
	81RHO8030-36RE2X41	4691	5393	80	30	29.25	64	210	14
	81RHO8036-42LE2X41	4810	5529	80	36	29.25	64	247	15
	81RHO8036-42RE2X41	4810	5529	80	36	29.25	64	247	15

 Oblique Desk Height Return, Elliptical Base, Floating Modesty Panel	81RHOV7230-36LE2X31	5009	5761	72	30	29.25	56	189	12
	81RHOV7230-36RE2X31	5009	5761	72	30	29.25	56	189	12
	81RHOV7236-42LE2X31	5053	5810	72	36	29.25	56	232	13
	81RHOV7236-42RE2X31	5053	5810	72	36	29.25	56	232	13
	81RHOV8030-36LE2X31*	5159	5933	80	30	29.25	64	210	14
	81RHOV8030-36RE2X31	5159	5933	80	30	29.25	64	210	14
	81RHOV8036-42LE2X31	5288	6081	80	36	29.25	64	247	15
	81RHOV8036-42RE2X31	5288	6081	80	36	29.25	64	247	15

 Oblique Inverted Desk Height Return, Elliptical Base	81RHOI7230-36LE2	3390	3899	72	30	29.25	56	163	11
	81RHOI7230-36RE2	3390	3899	72	30	29.25	56	163	11
	81RHOI7236-42LE2	3538	4068	72	36	29.25	56	206	12
	81RHOI7236-42RE2	3538	4068	72	36	29.25	56	206	12
	81RHOI8030-36LE2*	3648	4197	80	30	29.25	64	184	13
	81RHOI8030-36RE2	3648	4197	80	30	29.25	64	184	13
	81RHOI8036-42LE2	3814	4385	80	36	29.25	64	221	14
	81RHOI8036-42RE2	3814	4385	80	36	29.25	64	221	14

ORDERING PROCEDURE

To order, please specify the following:

- 1) Krug product model number
- 2) Wood species and finish, see page 114
- 3) Pull style and finish, see page 116
- 4) V-Beam color, see page 117
- 5) Grommet location and style if applicable

* Indicates model illustrated by line drawing

CODE DESCRIPTION

L - left hand pedestal position
 R - right hand pedestal position
 D - 2 file drawer
 F - 2 box, 1 file drawer
 H - desk height worksurface
 M - machine height
 V - floating modesty panel
 E2 - wood elliptical base
 X31 - 3/4 height recessed modesty panel
 X41 - full height recessed modesty panel


STANDARD FINISHES


For a complete list of standard wood finishes please see page 114.

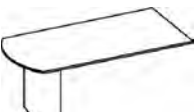
SUPPORT

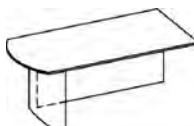
Any top with a V-Beam and a kneespace greater than 64" requires a half gable. Please see page 189.

VESTRADA | CURVILINEAR RETURNS

Description	Model	Cherry		W	D	H	KW	Shipping Weight	Cubic Feet
		Maple	Walnut						
	81RHOI7230-36LE2X41	4555	5238	72	30	29.25	56	163	11
	81RHOI7230-36RE2X41	4555	5238	72	30	29.25	56	163	11
	81RHOI7236-42LE2X41	4593	5284	72	36	29.25	56	189	12
	81RHOI7236-42RE2X41	4593	5284	72	36	29.25	56	189	12
	81RHOI8030-36LE2X41*	4691	5393	80	30	29.25	64	184	13
	81RHOI8030-36RE2X41	4691	5393	80	30	29.25	64	184	13
	81RHOI8036-42LE2X41	4810	5529	80	36	29.25	64	210	14
	81RHOI8036-42RE2X41	4810	5529	80	36	29.25	64	210	14

	81RHOIV7230-36LE2X31	5009	5761	72	30	29.25	56	189	12
	81RHOIV7230-36RE2X31	5009	5761	72	30	29.25	56	189	12
	81RHOIV7236-42LE2X31	5053	5810	72	36	29.25	56	232	13
	81RHOIV7236-42RE2X31	5053	5810	72	36	29.25	56	232	13
	81RHOIV8030-36LE2X31*	5159	5933	80	30	29.25	64	210	14
	81RHOIV8030-36RE2X31	5159	5933	80	30	29.25	64	210	14
	81RHOIV8036-42LE2X31	5288	6081	80	36	29.25	64	247	15
	81RHOIV8036-42RE2X31	5288	6081	80	36	29.25	64	247	15

	81RHA7230LE2	2155	2478	72	30	29.25	56	164	12
	81RHA7230RE2	2155	2478	72	30	29.25	56	164	12
	81RHA7236LE2	2219	2553	72	36	29.25	56	207	13
	81RHA7236RE2	2219	2553	72	36	29.25	56	207	13
	81RHA8030LE2*	2250	2587	80	30	29.25	64	185	14
	81RHA8030RE2	2250	2587	80	30	29.25	64	185	14
	81RHA8036LE2	2334	2684	80	36	29.25	64	222	15
	81RHA8036RE2	2334	2684	80	36	29.25	64	222	15

	81RHA7230LE2X41	2681	3081	72	30	29.25	56	190	12
	81RHA7230RE2X41	2681	3081	72	30	29.25	56	190	12
	81RHA7236LE2X41	2924	3363	72	36	29.25	56	233	13
	81RHA7236RE2X41	2924	3363	72	36	29.25	56	233	13
	81RHA8030LE2X41*	2955	3397	80	30	29.25	64	211	14
	81RHA8030RE2X41	2955	3397	80	30	29.25	64	211	14
	81RHA8036LE2X41	3215	3697	80	36	29.25	64	248	15
	81RHA8036RE2X41	3215	3697	80	36	29.25	64	248	15

DIMENSION KEY

W - width
D - depth
H - height

CODE DESCRIPTION

L - left hand pedestal position
R - right hand pedestal position
D - 2 file drawer
F - 2 box, 1 file drawer
H - desk height worksurface
M - machine height
V - floating modesty panel
E2 - wood elliptical base
X31 - 3/4 height recessed modesty panel
X41 - full height recessed modesty panel

WIRING GROMMETS

One rectangular grommet in a standard position is optional at no charge. Additional rectangular grommets are available at an upcharge of **\$152 list**. See page 117 for PowerPort options.

SUPPORT

Any top with a V-Beam and a kneespace greater than 64" requires a half gable. Please see page 189.

VESTRADA | CURVILINEAR RETURNS

Description	Model	Cherry		W	D	H	KW	Shipping Weight	Cubic Feet
		Maple	Walnut						
Arc End Desk Height	81RHAV7230LE2X31	2948	3390	72	30	29.25	56	190	12
Return, Elliptical	81RHAV7230RE2X31	2948	3390	72	30	29.25	56	190	12
Base, Floating	81RHAV7236LE2X31*	3216	3698	72	36	29.25	56	233	13
Modesty Panel	81RHAV7236RE2X31	3216	3698	72	36	29.25	56	233	13
	81RHAV8030LE2X31	3249	3739	80	30	29.25	64	211	14
	81RHAV8030RE2X31	3249	3739	80	30	29.25	64	211	14
	81RHAV8036LE2X31	3536	4066	80	36	29.25	64	248	15
	81RHAV8036RE2X31	3536	4066	80	36	29.25	64	248	15



Bullet Desk Height	81RHB7230LE2	2218	2552	72	30	29.25	56	164	10
Return, Elliptical	81RHB7230RE2	2218	2552	72	30	29.25	56	164	10
Base	81RHB7236LE2	2285	2630	72	36	29.25	56	207	11
	81RHB7236RE2	2285	2630	72	36	29.25	56	207	11
	81RHB8030LE2*	2316	2664	80	30	29.25	64	185	12
	81RHB8030RE2	2316	2664	80	30	29.25	64	185	12
	81RHB8036LE2	2405	2764	80	36	29.25	64	222	13
	81RHB8036RE2	2405	2764	80	36	29.25	64	222	13



ORDERING NOTES:

Replace 'H' in the model number prefix with 'M' to specify machine height at no upcharge.

Bullet Desk Height	81RHB7230LE2X41	2487	2859	72	30	29.25	56	190	11
Return, Elliptical	81RHB7230RE2X41	2487	2859	72	30	29.25	56	190	11
Base, Fixed	81RHB7236LE2X41	2564	2948	72	36	29.25	56	233	12
Modesty Panel	81RHB7236RE2X41	2564	2948	72	36	29.25	56	233	12
	81RHB8030LE2X41*	2597	2988	80	30	29.25	64	211	13
	81RHB8030RE2X41	2597	2988	80	30	29.25	64	211	13
	81RHB8036LE2X41	2697	3102	80	36	29.25	64	248	14
	81RHB8036RE2X41	2697	3102	80	36	29.25	64	248	14



Bullet Desk Height	81RHBV7230LE2X31	2739	3147	72	30	29.25	56	190	11
Return, Elliptical	81RHBV7230RE2X31	2739	3147	80	30	29.25	56	190	11
Base, Floating	81RHBV7236LE2X31	2822	3245	72	30	29.25	56	233	12
Modesty Panel	81RHBV7236RE2X31	2822	3245	80	30	29.25	56	233	12
	81RHBV8030LE2X31*	2858	3287	72	36	29.25	64	211	13
	81RHBV8030RE2X31	2858	3287	80	36	29.25	64	211	13
	81RHBV8036LE2X31	2966	3412	72	36	29.25	64	248	14
	81RHBV8036RE2X31	2966	3412	80	36	29.25	64	248	14



ORDERING PROCEDURE

To order, please specify the following:

- 1) Krug product model number
- 2) Wood species and finish, see page 114
- 3) Pull style and finish, see page 116
- 4) V-Beam color, see page 117
- 5) Grommet location and style if applicable

* Indicates model illustrated by line drawing

CODE DESCRIPTION

- L - left hand pedestal position
- R - right hand pedestal position
- D - 2 file drawer
- F - 2 box, 1 file drawer
- H - desk height worksurface
- M - machine height
- V - floating modesty panel
- E2 - wood elliptical base
- X31 - 3/4 height recessed modesty panel
- X41 - full height recessed modesty panel


STANDARD FINISHES


For a complete list of standard wood finishes please see page 114.

SUPPORT

Any top with a V-Beam and a kneespace greater than 64" requires a half gable. Please see page 189.


VESTRADA | CURVILINEAR RETURNS

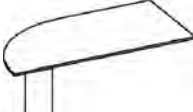
Description	Model	Wood		W	D	H	KW	Shipping Weight	Cubic Feet
		Cherry Maple Walnut Rift Oak	Anigre						
 P- Desk Height Return, Elliptical Base	81RHP7230-36LE2	3390	3899	72	30	29.25	56	163	10
	81RHP7230-36RE2	3390	3899	80	30	29.25	56	163	10
	81RHP7236-42LE2	3538	4068	72	36	29.25	56	206	11
	81RHP7236-42RE2	3538	4068	80	36	29.25	56	206	11
	81RHP8030-36LE2*	3648	4197	72	30	29.25	64	184	12
	81RHP8030-36RE2	3648	4197	80	30	29.25	64	184	12
	81RHP8036-42LE2	3814	4385	72	36	29.25	64	221	13
	81RHP8036-42RE2	3814	4385	80	36	29.25	64	221	13

 P- Desk Height Return, Elliptical Base, Fixed Modesty Panel	81RHP7230-36LE2X41	4555	5238	72	30	29.25	56	189	12
	81RHP7230-36RE2X41	4555	5238	80	30	29.25	56	189	12
	81RHP7236-42LE2X41	4593	5284	72	36	29.25	56	232	13
	81RHP7236-42RE2X41	4593	5284	80	36	29.25	56	232	13
	81RHP8030-36LE2X41	4691	5393	72	30	29.25	64	210	14
	81RHP8030-36RE2X41	4691	5393	80	30	29.25	64	210	14
	81RHP8036-42LE2X41*	4810	5529	72	36	29.25	64	247	15
	81RHP8036-42RE2X41	4810	5529	80	36	29.25	64	247	15

ORDERING NOTES:

Replace 'H' in the model number prefix with 'M' to specify machine height at no upcharge.

 P- Desk Height Return, Elliptical Base, Floating Modesty Panel	81RHPV7230-36LE2X31	5009	5761	72	30	29.25	56	188	12
	81RHPV7230-36RE2X31	5009	5761	80	30	29.25	56	188	12
	81RHPV7236-42LE2X31	5053	5810	72	36	29.25	56	231	13
	81RHPV7236-42RE2X31	5053	5810	80	36	29.25	56	231	13
	81RHPV8030-36LE2X31	5159	5933	72	30	29.25	64	209	14
	81RHPV8030-36RE2X31	5159	5933	80	30	29.25	64	209	14
	81RHPV8036-42LE2X31*	5288	6081	72	36	29.25	64	249	15
	81RHPV8036-42RE2X31	5288	6081	80	36	29.25	64	249	15

 Fin Desk Height Return, Elliptical Base	81RHF7230LE2	2218	2552	72	30	29.25	56	163	10
	81RHF7230RE2	2218	2552	80	30	29.25	56	163	10
	81RHF7236LE2	2285	2630	72	30	29.25	56	206	11
	81RHF7236RE2	2285	2630	80	30	29.25	56	206	11
	81RHF8030LE2*	2316	2664	72	36	29.25	60	184	12
	81RHF8030RE2	2316	2664	80	36	29.25	60	184	12
	81RHF8036LE2	2405	2764	72	36	29.25	60	221	13
	81RHF8036RE2	2405	2764	80	36	29.25	60	221	13

DIMENSION KEY

W - width
D - depth
H - height

CODE DESCRIPTION

L - left hand pedestal position
R - right hand pedestal position
D - 2 file drawer
F - 2 box, 1 file drawer
H - desk height worksurface
M - machine height
V - floating modesty panel
E2 - wood elliptical base
X31 - 3/4 height recessed modesty panel
X41 - full height recessed modesty panel

WIRING GROMMETS

One rectangular grommet in a standard position is optional at no charge. Additional rectangular grommets are available at an upcharge of **\$152 list**. See page 117 for PowerPort options.

SUPPORT

Any top with a V-Beam and a kneespace greater than 64" requires a half gable. Please see page 189.

VESTRADA | TRACDESKS

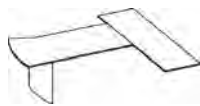
Description	Model	Cherry Maple Walnut		W	D	H	KW	Shipping Weight	Cubic Feet
		Rift Oak	Anigre						
Fin Desk Height	81RHFV7230LE2X31	2487	2859	72	30	29.25	56	189	11
Return, Elliptical	81RHFV7230RE2X31	2487	2859	80	30	29.25	56	189	11
Base, Floating	81RHFV7236LE2X31	2564	2948	72	30	29.25	56	232	12
Modesty Panel	81RHFV7236RE2X31	2564	2948	80	30	29.25	56	232	12
	81RHFV8030LE2X31*	2597	2988	72	36	29.25	60	210	13
	81RHFV8030RE2X31	2597	2988	80	36	29.25	60	210	13
	81RHFV8036LE2X31	2698	3103	72	36	29.25	60	247	14
	81RHFV8036RE2X31	2698	3103	80	36	29.25	60	247	14



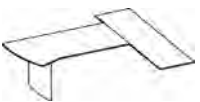
ORDERING NOTES:

Replace 'H' in the model number prefix with 'M' to specify machine height at no upcharge.

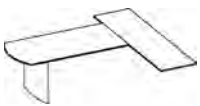
Desk Height, Oblique TracDesk	81RHJO6436LE2	3740	4299	72	36	29.25	48	139	14.5
	81RHJO6436RE2	3740	4299	72	36	29.25	48	139	14.5
	81RHJO7236LE2	3873	4455	72	36	29.25	56	164	15.5
	81RHJO7236RE2	3873	4455	72	36	29.25	56	164	15.5
	81RHJO7242LE2*	3940	4533	80	42	29.25	56	207	17
	81RHJO7242RE2	3940	4533	80	42	29.25	56	207	17
	81RHJO8042LE2	4019	4618	80	42	29.25	64	222	18.5
	81RHJO8042RE2	4019	4618	80	42	29.25	64	222	18.5



Desk Height, Oblique Inverted TracDesk	81RHJOI6436LE2	3740	4299	72	36	29.25	48	139	14.5
	81RHJOI6436RE2	3740	4299	72	36	29.25	48	139	14.5
	81RHJOI7236LE2	3873	4455	72	36	29.25	56	164	15.5
	81RHJOI7236RE2	3873	4455	72	36	29.25	56	164	15.5
	81RHJOI7242LE2*	3940	4533	80	42	29.25	56	207	17
	81RHJOI7242RE2	3940	4533	80	42	29.25	56	207	17
	81RHJOI8042LE2	4019	4618	80	42	29.25	64	222	18.5
	81RHJOI8042RE2	4019	4618	80	42	29.25	64	222	18.5



Desk Height, Arc End TracDesk	81RHJA6430LE2	2589	2978	64	30	29.25	48	139	12.5
	81RHJA6430RE2	2589	2978	64	30	29.25	48	139	12.5
	81RHJA7230LE2	2676	3077	72	30	29.25	56	164	14.5
	81RHJA7230RE2	2676	3077	72	30	29.25	56	164	14.5
	81RHJA7236LE2*	2721	3133	72	36	29.25	56	207	15.5
	81RHJA7236RE2	2721	3133	72	36	29.25	56	207	15.5
	81RHJA8030LE2	2712	3117	80	30	29.25	56	215	17
	81RHJA8030RE2	2712	3117	80	30	29.25	56	215	17
	81RHJA8036LE2	2772	3187	80	36	29.25	64	222	18.5
	81RHJA8036RE2	2772	3187	80	36	29.25	64	222	18.5



ORDERING PROCEDURE

To order, please specify the following:

- 1) Krug product model number
- 2) Wood species and finish, see page 114
- 3) Pull style and finish, see page 116
- 4) V-Beam color, see page 117
- 5) Grommet location and style if applicable

* Indicates model illustrated by line drawing

CODE DESCRIPTION



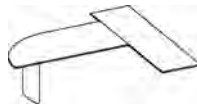
L - left hand pedestal position
 R - right hand pedestal position
 D - 2 file drawer
 F - 2 box, 1 file drawer
 H - desk height worksurface
 M - machine height
 V - floating modesty panel
 E2 - wood elliptical base
 X31 - 3/4 height recessed modesty panel
 X41 - full height recessed modesty panel

STANDARD FINISHES

For a complete list of standard wood finishes please see page 114.

SUPPORT

Any top with a V-Beam and a kneespace greater than 64" requires a half gable. Please see page 189.

Description	Model	Wood		W	D	H	KW	Shipping Weight	Cubic Feet
		Cherry Maple Walnut Rift Oak	Anigre						
Desk Height, Bullet TracDesk 	81RHJB6430LE2	2637	3032	64	30	29.25	48	134	12.5
	81RHJB6430RE2	2637	3032	64	30	29.25	48	134	12.5
	81RHJB7230LE2	2728	3138	72	30	29.25	56	159	14.5
	81RHJB7230RE2	2728	3138	72	30	29.25	56	159	14.5
	81RHJB7236LE2*	2778	3194	72	36	29.25	56	202	15.5
	81RHJB7236RE2	2778	3194	72	36	29.25	56	202	15.5
	81RHJB8030LE2	2793	3211	80	30	29.25	64	208	17
	81RHJB8030RE2	2793	3211	80	30	29.25	64	208	17
	81RHJB8036LE2	2831	3257	80	36	29.25	64	217	18.5
	81RHJB8036RE2	2831	3257	80	36	29.25	64	217	18.5
Desk Height, P- TracDesk 	81RHJP6436LE2	3740	4299	64	36	29.25	48	139	14.5
	81RHJP6436RE2	3740	4299	64	36	29.25	48	139	14.5
	81RHJP7236LE2	3871	4454	72	36	29.25	56	164	15.5
	81RHJP7236RE2	3871	4454	72	36	29.25	56	164	15.5
	81RHJP7242LE2*	3939	4532	72	42	29.25	56	207	17
	81RHJP7242RE2	3939	4532	72	42	29.25	56	207	17
	81RHJP8042LE2	4019	4618	80	42	29.25	64	222	18.5
81RHJP8042RE2	4019	4618	80	42	29.25	64	222	18.5	
Desk Height, Fin TracDesk 	81RHJF6430LE2	2637	3032	64	30	29.25	44	139	12.5
	81RHJF6430RE2	2637	3032	64	30	29.25	44	139	12.5
	81RHJF7230LE2	2732	3140	72	30	29.25	52	164	14
	81RHJF7230RE2	2732	3140	72	30	29.25	52	164	14
	81RHJF7236LE2*	2776	3193	72	36	29.25	52	207	15
	81RHJF7236RE2	2776	3193	72	36	29.25	52	207	15
	81RHJF8030LE2	2793	3211	80	30	29.25	60	215	15.5
	81RHJF8030RE2	2793	3211	80	30	29.25	60	215	15.5
	81RHJF8036LE2	2833	3259	80	36	29.25	60	222	16.5
81RHJF8036RE2	2833	3259	80	36	29.25	60	222	16.5	

ORDERING NOTES:

Find compatible credenzas on pages 170-183. TracDesks are not available on KrugExpress.

DIMENSION KEY

W - width
D - depth
H - height

CODE DESCRIPTION

L - left hand pedestal position
R - right hand pedestal position
D - 2 file drawer
F - 2 box, 1 file drawer
H - desk height worksurface
M - machine height
V - floating modesty panel
E2 - wood elliptical base
X31 - 3/4 height recessed modesty panel
X41 - full height recessed modesty panel

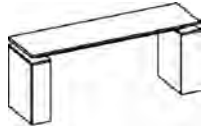
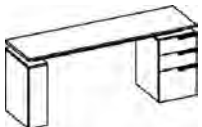
WIRING GROMMETS

One rectangular grommet in a standard position is optional at no charge. Additional rectangular grommets are available at an upcharge of **\$152 list**. See page 202 for PowerPort options.

SUPPORT

Any top with a V-Beam and a kneespace greater than 64" requires a half gable. Please see page 189.

VESTRADA | CREDENZAS

Description	Model	Cherry		W	D	H	KW	Shipping Weight	Cubic Feet	
		Maple	Walnut							
		Rift Oak	Anigre							
	Credenza Shell, no Modesty Panel	81C64204L0R0	2656	3053	64	20	29.25	48	120	27
		81C64244L0R0	2719	3131	64	24	29.25	48	145	32
		81C72204L0R0	2761	3175	72	20	29.25	56	135	30
		81C72244L0R0	2867	3297	72	24	29.25	56	164	36
		81C80204L0R0	2943	3384	80	20	29.25	64	133	34
		81C80244L0R0	3055	3512	80	24	29.25	64	181	40
		81C88204L0R0	3136	3606	88	20	29.25	72	162	37
		81C88244L0R0	3239	3724	88	24	29.25	72	196	43
		81C96204L0R0	3539	4071	96	20	29.25	80	173	40
		81C96244L0R0*	3652	4200	96	24	29.25	80	209	47
	Single Pedestal Credenza, no Modesty Panel, 16" Pedestal	81C64204L16FR0	4646	5344	64	20	29.25	40	128	27
		81C64204L0R16F	4646	5344	64	20	29.25	40	128	27
		81C64204L16DR0	4646	5344	64	20	29.25	40	128	27
		81C64204L0R16D	4646	5344	64	20	29.25	40	128	27
		81C64244L16FR0	4684	5388	64	24	29.25	40	153	32
		81C64244L0R16F	4684	5388	64	24	29.25	40	153	32
		81C64244L16DR0	4684	5388	64	24	29.25	40	153	32
		81C64244L0R16D	4684	5388	64	24	29.25	40	153	32
		81C72204L16FR0	4690	5392	72	20	29.25	48	143	30
		81C72204L0R16F	4690	5392	72	20	29.25	48	143	30
		81C72204L16DR0	4690	5392	72	20	29.25	48	143	30
		81C72204L0R16D	4690	5392	72	20	29.25	48	143	30
		81C72244L16RF0	4719	5427	72	24	29.25	48	172	36
		81C72244L0R16F	4719	5427	72	24	29.25	48	172	36
		81C72244L16DR0	4719	5427	72	24	29.25	48	172	36
		81C72244L0R16D	4719	5427	72	24	29.25	48	172	36
		81C80204L16FR0	4730	5440	80	20	29.25	56	160	34
		81C80204L0R16F	4730	5440	80	20	29.25	56	160	34
		81C80204L16DR0	4730	5440	80	20	29.25	56	160	34
		81C80204L0R16D	4730	5440	80	20	29.25	56	160	34
		81C80244L16FR0	4750	5464	80	24	29.25	56	189	40
		81C80244L0R16F	4750	5464	80	24	29.25	56	189	40
		81C80244L16DR0	4750	5464	80	24	29.25	56	189	40
		81C80244L0R16D	4750	5464	80	24	29.25	56	189	40
		81C88204L16FR0	4759	5473	88	20	29.25	64	170	37
		81C88204L0R16F*	4759	5473	88	20	29.25	64	170	37
		81C88204L16DR0	4759	5473	88	20	29.25	64	170	37
		81C88204L0R16D	4759	5473	88	20	29.25	64	170	37
	81C88244L16FR0	4781	5497	88	24	29.25	64	204	43	
	81C88244L0R16F	4781	5497	88	24	29.25	64	204	43	
	81C88244L16DR0	4781	5497	88	24	29.25	64	204	43	
	81C88244L0R16D	4781	5497	88	24	29.25	64	204	43	

ORDERING NOTES:

Pricing does not include a modesty panel. To add a full height wood modesty panel add (X41 to the end of the model number, e.g. 81C88244L0R0X41. Add 7% to list price. Credenzas above 80", 88" and 96" lengths are compatible with TracDesk (see page 160). For TracDesk option please add **\$303 list** to your order and add a 'J' at the end of the model number, e.g. 81C88244L0R0J.

ORDERING PROCEDURE

To order, please specify the following:

- 1) Krug product model number
- 2) Wood species and finish, see page 114
- 3) Pull style and finish, see page 116
- 4) V-Beam color, see page 117
- 5) Grommet location and style if applicable

* Indicates model illustrated by line drawing

CODE DESCRIPTION

L - left hand pedestal position
 R - right hand pedestal position
 D - 2 file drawer
 F - 2 box, 1 file drawer
 H - desk height worksurface
 M - machine height
 V - floating modesty panel
 E2 - wood elliptical base
 X31 - 3/4 height recessed modesty panel
 X41 - full height recessed modesty panel

STANDARD FINISHES

For a complete list of standard wood finishes please see page 114.

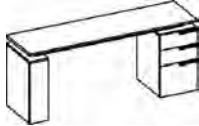
GROMMETS

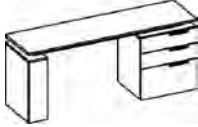
One wiring grommet in standard position is optional at no charge. See page 202 for more wiring grommet information.

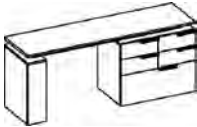
GLASS PRIVACY SCREEN

Please see page 204 for glass privacy screen options.

VESTRADA | CREDENZAS

Description	Model	Cherry		W	D	H	KW	Shipping Weight	Cubic Feet
		Maple Walnut	Rift Oak						
Single Pedestal	81C96204L16FR0	4793	5512	96	20	29.25	72	181	40
Credenza, no	81C96204L0R16F	4793	5512	96	20	29.25	72	181	40
Modesty Panel, 16"	81C96204L16DR0	4793	5512	96	20	29.25	72	181	40
Pedestal, Continued	81C96204L0R16D	4793	5512	96	20	29.25	72	181	40
	81C96244L16FR0	4802	5524	96	24	29.25	72	217	47
	81C96244L0R16F	4802	5524	96	24	29.25	72	217	47
	81C96244L16DR0	4802	5524	96	24	29.25	72	217	47
	81C96244L0R16D	4802	5524	96	24	29.25	72	217	47

Single Pedestal	81C64204L24FR0	4792	5509	64	20	29.25	32	176	27
Credenza, no	81C64204L0R24F	4792	5509	64	20	29.25	32	176	27
Modesty Panel, 24"	81C64244L24FR0	4828	5552	64	24	29.25	32	201	32
Pedestal	81C64244L0R24F	4828	5552	64	24	29.25	32	201	32
	81C72204L24FR0	4835	5560	72	20	29.25	40	191	30
	81C72204L0R24F*	4835	5560	72	20	29.25	40	191	30
	81C72244L24FR0	4866	5596	72	24	29.25	40	220	36
	81C72244L0R24F	4866	5596	72	24	29.25	40	220	36
	81C80204L24FR0	4877	5608	80	20	29.25	48	189	34
	81C80204L0R24F	4877	5608	80	20	29.25	48	189	34
	81C80244L24FR0	4897	5632	80	24	29.25	48	237	40
	81C80244L0R24F	4897	5632	80	24	29.25	48	237	40
	81C88204L24FR0	4908	5644	88	20	29.25	56	218	37
	81C88204L0R24F	4908	5644	88	20	29.25	56	218	37
	81C88244L24FR0	4929	5668	88	24	29.25	56	252	43
	81C88244L0R24F	4929	5668	88	24	29.25	56	252	43
	81C96204L24FR0	4942	5682	96	20	29.25	64	229	40
	81C96204L0R24F	4942	5682	96	20	29.25	64	229	40
81C96244L24FR0	4951	5693	96	24	29.25	64	265	47	
81C96244L0R24F	4951	5693	96	24	29.25	64	265	47	

Single Pedestal	81C72204L3205R0	6346	7296	72	20	29.25	32	207	30
Credenza, no	81C72204L0R3205	6346	7296	72	20	29.25	32	207	30
Modesty Panel, 32"	81C72244L3205R0	6374	7331	72	24	29.25	32	236	36
4 Box/ 1 Lateral	81C72244L0R3205	6374	7331	72	24	29.25	32	236	36
File Pedestal	81C80204L3205R0	6388	7344	80	20	29.25	40	215	34
	81C80204L0R3205*	6388	7344	80	20	29.25	40	215	34
	81C80244L3205R0	6406	7367	80	24	29.25	40	253	40
	81C80244L0R3205	6406	7367	80	24	29.25	40	253	40
	81C88204L3205R0	6418	7379	88	20	29.25	48	234	37
	81C88204L0R3205	6418	7379	88	20	29.25	48	234	37
	81C88244L3205R0	6438	7402	88	24	29.25	48	268	43
	81C88244L0R3205	6438	7402	88	24	29.25	48	268	43
	81C96204L3205R0	6449	7418	96	20	29.25	56	245	40
	81C96204L0R3205	6449	7418	96	20	29.25	56	245	40
	81C96244L3205R0	6462	7430	96	24	29.25	56	281	47
	81C96244L0R3205	6462	7430	96	24	29.25	56	281	47

ORDERING NOTES:

Pricing does not include a modesty panel. To add a full height wood modesty panel add (X41 to the end of the model number, e.g. 81C88244L0R0X41. Add 7% to list price. Credenzas above 80", 88" and 96" lengths are compatible with TracDesk (see page 160). For TracDesk option please add \$303 list to your order and add a 'J' at the end of the model number, e.g. 81C88244L0R0J.

DIMENSION KEY

W - width
D - depth
H - height

CODE DESCRIPTION

L - left hand pedestal position
R - right hand pedestal position
D - 2 file drawer
F - 2 box, 1 file drawer
H - desk height worksurface
M - machine height
V - floating modesty panel
E2 - wood elliptical base
X31 - 3/4 height recessed modesty panel
X41 - full height recessed modesty panel

STANDARD FINISHES

For a complete list of standard wood finishes please see page 114.

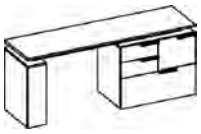
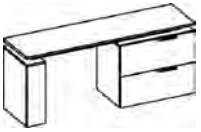
GROMMETS

One wiring grommet in standard position is optional at no charge. See page 117 for more wiring grommet information.

PULL LOCATIONS

For details please see page 116..

VESTRADA | CREDENZAS

Description	Model	Cherry Maple Walnut		W	D	H	KW	Shipping Weight	Cubic Feet	
		Rift Oak	Anigre							
Single Pedestal	81C72204L3202R0	6288	7229	72	20	29.25	32	207	30	
Credenza, no	81C72204L0R3204	6288	7229	72	20	29.25	32	207	30	
Modesty Panel, 32"	81C72244L3202R0	6315	7260	72	24	29.25	32	236	36	
Combination	81C72244L0R3204	6315	7260	72	24	29.25	32	236	36	
Pedestal	81C80204L3202R0	6328	7274	80	20	29.25	40	215	34	
	81C80204L0R3204	6328	7274	80	20	29.25	40	215	34	
	81C80244L3202R0	6347	7298	80	24	29.25	40	253	40	
	81C80244L0R3204*	6347	7298	80	24	29.25	40	253	40	
	81C88204L3202R0	6358	7311	88	20	29.25	48	234	37	
	81C88204L0R3204	6358	7311	88	20	29.25	48	234	37	
	81C88244L3202R0	6377	7333	88	24	29.25	48	268	43	
	81C88244L0R3204	6377	7333	88	24	29.25	48	268	43	
	81C96204L3202R0	6390	7348	96	20	29.25	56	245	40	
	81C96204L0R3204	6390	7348	88	24	29.25	56	245	40	
	81C96244L3202R0	6399	7359	96	24	29.25	56	281	47	
	81C96244L0R3204	6399	7359	96	24	29.25	56	281	47	
	Single Pedestal	81C72204L3201R0	6032	6937	72	20	29.25	32	207	30
	Credenza, no	81C7220RL0R3201	6032	6937	72	20	29.25	32	207	30
	Modesty	81C72244L3201R0	6064	6973	72	24	29.25	32	236	36
	Panel, 32" Lateral	81C72244L0R3201	6064	6973	72	24	29.25	32	236	36
File Pedestal	81C80204L3201R0	6075	6985	80	20	29.25	40	215	34	
	81C80204L0R3201*	6075	6985	80	20	29.25	40	215	34	
	81C80244L3201R0	6093	7006	80	24	29.25	40	253	40	
	81C80244L0R3201	6093	7006	80	24	29.25	40	253	40	
	81C88204L3201R0	6108	7022	88	20	29.25	48	234	37	
	81C88204L0R3201	6108	7022	88	20	29.25	48	234	37	
	81C88244L3201R0	6127	7045	88	24	29.25	48	268	43	
	81C88244L0R3201	6127	7045	88	24	29.25	48	268	43	
	81C96204L3201R0	6139	7061	96	20	29.25	56	245	40	
	81C96204L0R3201	6139	7061	96	20	29.25	56	245	40	
	81C96244L3201R0	6149	7072	96	24	29.25	56	281	47	
	81C96244L0R3201	6149	7072	96	24	29.25	56	281	47	

ORDERING NOTES:

Pricing does not include a modesty panel. To add a full height wood modesty panel add (X41 to the end of the model number, e.g. 81C88244L0R0X41. Add 7% to list price. Credenzas above 80", 88" and 96" lengths are compatible with TracDesk (see page 160). For TracDesk option please **add \$325 list** to your order and add a 'J' at the end of the model number, e.g. 81C88244L0R0J.

ORDERING PROCEDURE

- To order, please specify the following:
- 1) Krug product model number
 - 2) Wood species and finish, see page 114
 - 3) Pull style and finish, see page 115
 - 4) V-Beam color, see page 117
 - 5) Grommet location and style if applicable

* Indicates model illustrated by line drawing

CODE DESCRIPTION

- L - left hand pedestal position
- R - right hand pedestal position
- D - 2 file drawer
- F - 2 box, 1 file drawer
- 0 - no pedestal
- J - TracDesk option
- W - extended pedestal option
- X31 - 3/4 height recessed modesty panel
- X41 - full height recessed modesty panel

STANDARD FINISHES

For a complete list of standard wood finishes please see page 114.

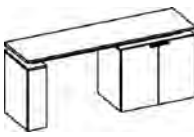
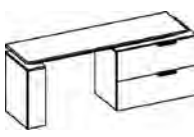
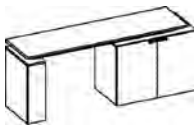
GROMMETS

One wiring grommet in standard position is optional at no charge. See page 117 for more wiring grommet information.

GLASS PRIVACY SCREEN

Please see page 204 for glass privacy screen options.

VESTRADA | CREDENZAS

Description	Model	Cherry		Anigre	W	D	H	KW	Shipping Weight	Cubic Feet
		Maple	Walnut							
	Single Pedestal Credenza, no Modesty Panel, 32" Bookcase Pedestal	81C72204L32BCR0	5170	5945	72	20	29.25	32	202	30
	81C72204L0R32BC	5170	5945	72	20	29.25	32	202	30	
	81C72244L32BCR0	5201	5979	72	24	29.25	32	231	36	
	81C72244L0R32BC	5201	5979	72	24	29.25	32	231	36	
	81C80204L32BCR0	5213	5993	80	20	29.25	40	210	34	
	81C80204L0R32BC	5213	5993	80	20	29.25	40	210	34	
	81C80244L32BCR0	5232	6016	80	24	29.25	40	248	40	
	81C80244L0R32BC*	5232	6016	80	24	29.25	40	248	40	
	81C88204L32BCR0	5244	6032	88	20	29.25	48	229	37	
	81C88204L0R32BC	5244	6032	88	20	29.25	48	229	37	
	81C88244L32BCR0	5262	6052	88	24	29.25	48	263	43	
	81C88244L0R32BC	5262	6052	88	24	29.25	48	263	43	
	81C96204L32BCR0	5275	6067	96	20	29.25	56	240	40	
	81C96204L0R32BC	5275	6067	96	20	29.25	56	240	40	
	81C96244L32BCR0	5287	6080	96	24	29.25	56	276	47	
	81C96244L0R32BC	5287	6080	96	24	29.25	56	276	47	
	Single Pedestal Credenza, no Modesty Panel, 36" Lateral File Pedestal	81C72204L3601R0	6107	7020	72	20	29.25	28	223	30
	81C72204L0R3601	6107	7020	72	20	29.25	28	223	30	
	81C72244L3601R0	6136	7056	72	24	29.25	28	252	36	
	81C72244L0R3601	6136	7056	72	24	29.25	28	252	36	
	81C80204L3601R0	6144	7067	80	20	29.25	36	231	34	
	81C80204L0R3601	6144	7067	80	20	29.25	36	231	34	
	81C80244L3601R0*	6166	7091	80	24	29.25	36	269	40	
	81C80244L0R3601	6166	7091	80	24	29.25	36	269	40	
	81C88204L3601R0	6180	7106	88	20	29.25	44	218	37	
	81C88204L0R3601	6180	7106	88	20	29.25	44	218	37	
	81C88244L3601R0	6198	7129	88	24	29.25	44	284	43	
	81C88244L0R3601	6198	7129	88	24	29.25	44	284	43	
	81C96204L3601R0	6210	7144	96	20	29.25	52	261	40	
	81C96204L0R3601	6210	7144	96	20	29.25	52	261	40	
	81C96244L3601R0	6221	7154	96	24	29.25	52	297	47	
	81C96244L0R3601	6221	7154	96	24	29.25	52	297	47	
	Single Pedestal Credenza, no Modesty Panel, 36" Bookcase Pedestal	81C72204L36BCR0	5220	6004	72	20	29.25	28	207	30
	81C72204L0R36BC	5220	6004	72	20	29.25	28	207	30	
	81C72244L36BCR0	5256	6044	72	24	29.25	28	236	36	
	81C72244L0R36BC	5256	6044	72	24	29.25	28	236	36	
	81C80204L36BCR0	5264	6055	80	20	29.25	36	215	34	
	81C80204L0R36BC*	5264	6055	80	20	29.25	36	215	34	
	81C80244L36BCR0	5286	6079	80	24	29.25	36	253	40	
	81C80244L0R36BC	5286	6079	80	24	29.25	36	253	40	
	81C88204L36BCR0	5296	6090	88	20	29.25	44	234	37	
	81C88204L0R36BC	5296	6090	88	20	29.25	44	234	37	
	81C88244L36BCR0	5317	6113	88	24	29.25	44	268	43	
	81C88244L0R36BC	5317	6113	88	24	29.25	44	268	43	
	81C96204L36BCR0	5331	6133	96	20	29.25	52	245	40	
	81C96204L0R36BC	5331	6133	96	20	29.25	52	245	40	
	81C96244L36BCR0	5338	6139	96	24	29.25	52	281	47	
	81C96244L0R36BC	5338	6139	96	24	29.25	52	281	47	

ORDERING NOTES: Pricing does not include a modesty panel. To add a full height wood modesty panel add (X41 to the end of the model number. e.g. 81C88244L0R0X41. Add 7% to list price. Credenzas above 80", 88" and 96" lengths are compatible with TracDesk (see page 160). For TracDesk option please add **\$325 list** to your order and add a 'J' at the end of the model number, e.g. 81C88244L0R0J.

DIMENSION KEY

W - width
D - depth
H - height

CODE DESCRIPTION

L - left hand pedestal position
R - right hand pedestal position
D - 2 file drawer
F - 2 box, 1 file drawer
0 - no pedestal
J - TracDesk option
W - extended pedestal option
X31 - 3/4 height recessed modesty panel
X41 - full height recessed modesty panel

STANDARD FINISHES

For a complete list of standard wood finishes please see page 114.

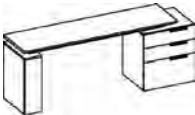
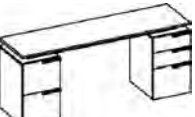
GROMMETS

One wiring grommet in standard position is optional at no charge. See page 117 for more wiring grommet information.

PULL LOCATIONS

For details please see page 116.

VESTRADA | CREDENZAS

Description	Model	Cherry Maple Walnut			W	D	H	KW	Shipping Weight	Cubic Feet
		Rift Oak	Anigre							
Single Pedestal	81C64204L24FWRO	5210	5991	64	20	29.25	40	176	27	
Credenza, no	81C64204L0R24FW	5210	5991	64	20	29.25	40	176	27	
Modesty Panel, 24"	81C64244L24FWRO	5247	6034	64	24	29.25	40	201	32	
2 Box/ 1 File	81C64244L0R24FW	5247	6034	64	24	29.25	40	201	32	
Pedestal	81C72204L24FWRO	5256	6044	72	20	29.25	48	191	30	
	81C72204L0R24FW	5256	6044	72	20	29.25	48	191	30	
	81C72244L24FWRO	5288	6081	72	24	29.25	48	220	36	
	81C72244L0R24FW*	5288	6081	72	24	29.25	48	220	36	
	81C80204L24FWRO	5299	6093	80	20	29.25	56	189	34	
	81C80204L0R24FW	5299	6093	80	20	29.25	56	189	34	
	81C80244L24FWRO	5320	6117	80	24	29.25	56	237	40	
	81C80244L0R24FW	5320	6117	80	24	29.25	56	237	40	
	81C88204L24FWRO	5336	6137	88	20	29.25	64	218	37	
	81C88204L0R24FW	5336	6137	88	20	29.25	64	218	37	
	81C88244L24FWRO	5359	6161	88	24	29.25	64	252	43	
	81C88244L0R24FW	5359	6161	88	24	29.25	64	252	43	
	81C96204L24FWRO	5369	6179	96	20	29.25	72	229	40	
	81C96204L0R24FW	5369	6179	96	20	29.25	72	229	40	
	81C96244L24FWRO	5382	6187	96	24	29.25	72	265	47	
	81C96244L0R24FW	5382	6187	96	24	29.25	72	265	47	
	Double Pedestal	81C64204L16FR16F	6230	7164	64	20	29.25	32	192	27
Credenza, no	81C64204L16FR16D	6230	7164	64	20	29.25	32	192	27	
Modesty Panel, 16"	81C64204L16DR16F	6230	7164	64	20	29.25	32	192	27	
Pedestals	81C64204L16DR16D	6230	7164	64	20	29.25	32	192	27	
	81C64244L16FR16F	6269	7211	64	24	29.25	32	217	32	
	81C64244L16FR16D	6269	7211	64	24	29.25	32	217	32	
	81C64244L16DR16F*	6269	7211	64	24	29.25	32	217	32	
	81C64244L16DR16D	6269	7211	64	24	29.25	32	217	32	
	81C72204L16FR16F	6300	7245	72	20	29.25	40	207	30	
	81C72204L16FR16D	6300	7245	72	20	29.25	40	207	30	
	81C72204L16DR16F	6300	7245	72	20	29.25	40	207	30	
	81C72204L16DR16D	6300	7245	72	20	29.25	40	207	30	
	81C72244L16FR16F	6360	7315	72	24	29.25	40	236	36	
	81C72244L16FR16D	6360	7315	72	24	29.25	40	236	36	
	81C72244L16DR16F	6360	7315	72	24	29.25	40	236	36	
	81C72233L16DR16D	6360	7315	72	24	29.25	40	236	36	
	81C80204L16FR16F	6391	7350	80	20	29.25	48	215	34	
	81C80204L16FR16D	6391	7350	80	20	29.25	48	215	34	
	81C80204L16DR16F	6391	7350	80	20	29.25	48	215	34	
	81C80204L16DR16D	6391	7350	80	20	29.25	48	215	34	
	81C80244L16FR16F	6440	7406	80	24	29.25	48	253	40	
	81C80244L16FR16D	6440	7406	80	24	29.25	48	253	40	
81C80244L16DR16F	6440	7406	80	24	29.25	48	253	40		
81C80244L16DR16D	6440	7406	80	24	29.25	48	253	40		

ORDERING NOTES: Pricing does not include a modesty panel. To add a full height wood modesty panel add (X41 to the end of the model number, e.g. 81C88244L0R0X41. Add 7% to list price. Credenzas above 80", 88" and 96" lengths are compatible with TracDesk (see pages 168-169). For TracDesk option please **add \$325 list** to your order and add a 'J' at the end of the model number, e.g. 81C88244L0R0J.

ORDERING PROCEDURE

To order, please specify the following:

- 1) Krug product model number
- 2) Wood species and finish, see page 114
- 3) Pull style and finish, see page 116
- 4) V-Beam color, see page 117
- 5) Grommet location and style if applicable

* Indicates model illustrated by line drawing

CODE DESCRIPTION

- L - left hand pedestal position
- R - right hand pedestal position
- D - 2 file drawer
- F - 2 box, 1 file drawer
- 0 - no pedestal
- J - TracDesk option
- W - extended pedestal option
- X31 - 3/4 height recessed modesty panel
- X41 - full height recessed modesty panel

STANDARD FINISHES

For a complete list of standard wood finishes please see page 114.

GROMMETS

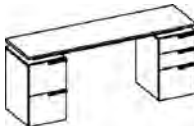
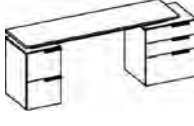
One wiring grommet in standard position is optional at no charge. See page 117 for more wiring grommet information.

GLASS PRIVACY SCREEN

Please see page 204 for glass privacy screen options.

CASEGOODS | USA | 163

VESTRADA | CREDENZAS

Description	Model	Cherry		W	D	H	KW	Shipping Weight	Cubic Feet		
		Maple	Walnut								
		Rift Oak	Anigre								
Double Pedestal	81C88204L16FR16F	6466	7436	88	20	29.25	56	234	37		
Credenza, no	81C88204L16FR16D	6466	7436	88	20	29.25	56	234	37		
Modesty Panel, 16"	81C88204L16DR16F	6466	7436	88	20	29.25	56	234	37		
Pedestals continued	81C88204L16DR16D	6466	7436	88	20	29.25	56	234	37		
	81C88244L16FR16F	6537	7516	88	24	29.25	56	268	43		
	81C88244L16FR16D	6537	7516	88	24	29.25	56	268	43		
	81C88244L16DR16F	6537	7516	88	24	29.25	56	268	43		
	81C88244L16DR16D	6537	7516	88	24	29.25	56	268	43		
	81C96204L16FR16F	6558	7544	96	20	29.25	64	245	40		
	81C96204L16FR16D	6558	7544	96	20	29.25	64	245	40		
	81C96204L16DR16F	6558	7544	96	20	29.25	64	245	40		
	81C96204L16DR16D	6558	7544	96	20	29.25	64	245	40		
	81C96244L16FR16F	6607	7596	96	24	29.25	64	281	47		
	81C96244L16FR16D	6607	7596	96	24	29.25	64	281	47		
	81C96244L16DR16F	6607	7596	96	24	29.25	64	281	47		
	81C96244L16DR16D	6607	7596	96	24	29.25	64	281	47		
	<hr/>										
	Double Pedestal	81C64204L16FR24FW	6418	7379	64	20	29.25	32	208	27	
	Credenza, no	81C64204L16DR24FW	6418	7379	64	20	29.25	32	208	27	
Modesty Panel, 16"	81C64204L24FWR16F	6418	7379	64	20	29.25	32	208	27		
& 24" Pedestals	81C64204L24FWR16D	6418	7379	64	20	29.25	32	208	27		
	81C64244L16FR24FW	6461	7428	64	24	29.25	32	233	32		
	81C64244L16DR24FW	6461	7428	64	24	29.25	32	233	32		
	81C64244L24FWR16F	6461	7428	64	24	29.25	32	233	32		
	81C64244L24FWR16D	6461	7428	64	24	29.25	32	233	32		
	81C72204L16FR24FW	6492	7464	72	20	29.25	40	223	30		
	81C72204L16DR24FW	6492	7464	72	20	29.25	40	223	30		
	81C72204L24FWR16F	6492	7464	72	20	29.25	40	223	30		
	81C72204L24FWR16D	6492	7464	72	20	29.25	40	223	30		
	81C72244L16FR24FW	6553	7536	72	24	29.25	40	252	36		
	81C72244L16DR24FW	6553	7536	72	24	29.25	40	252	36		
	81C72244L24FWR16F	6553	7536	72	24	29.25	40	252	36		
	81C72244L24FWR16D	6553	7536	72	24	29.25	40	252	36		
	81C80204L16FR24FW	6584	7572	80	20	29.25	48	231	34		
	81C80204L16DR24FW*	6584	7572	80	20	29.25	48	231	34		
	81C80204L24FWR16F	6584	7572	80	20	29.25	48	231	34		
	81C80204L24FWR16D	6584	7572	80	20	29.25	48	231	34		
	81C80244L16FR24FW	6633	7629	80	24	29.25	48	269	40		
	81C80244L16DR24FW	6633	7629	80	24	29.25	48	269	40		
81C80244L24FWR16F	6633	7629	80	24	29.25	48	269	40			
81C80244L24FWR16D	6633	7629	80	24	29.25	48	269	40			

ORDERING NOTES: Pricing does not include a modesty panel. To add a full height wood modesty panel add (X41 to the end of the model number, e.g. 81C88244L0R0X41. Add 7% to list price. Credenzas above 80", 88" and 96" lengths are compatible with TracDesk (see page 160). For TracDesk option please add **\$325 list** to your order and add a 'J' at the end of the model number, e.g. 81C88244L0R0J.

DIMENSION KEY

W - width
D - depth
H - height

CODE DESCRIPTION

L - left hand pedestal position
R - right hand pedestal position
D - 2 file drawer
F - 2 box, 1 file drawer
0 - no pedestal
J - TracDesk option
W - extended pedestal option
X31 - 3/4 height recessed modesty panel
X41 - full height recessed modesty panel

STANDARD FINISHES

For a complete list of standard wood finishes please see page 114.

GROMMETS

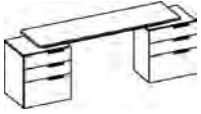
One wiring grommet in standard position is optional at no charge. See page 117 for more wiring grommet information.

PULL LOCATIONS

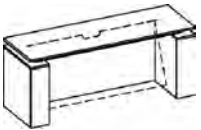
For details please see page 116.

VESTRADA | CREDENZAS

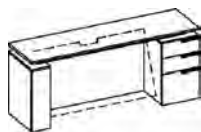
Description	Model	Cherry		W	D	H	KW	Shipping Weight	Cubic Feet
		Maple	Walnut Rift Oak						
Double Pedestal Credenza, no Modesty Panel, 24" Pedestals	81C64204L24FWR24FW	6610	7603	64	20	29.25	32	198	27
	81C64244L24FWR24FW	6653	7651	64	24	29.25	32	223	32
	81C72204L24FWR24FW	6686	7687	72	20	29.25	40	213	30
	81C72244L24FWR24FW*	6749	7761	72	24	29.25	40	233	36
	81C80204L24FWR24FW	6780	7796	80	20	29.25	48	221	34
	81C80244L24FWR24FW	6833	7860	80	24	29.25	48	259	40



Credenza Shell, Hinged Modesty Panel	81CY64204LOR0X41	3137	3608	64	20	29.25	48	150	27
	81CY64244LOR0X41	3217	3701	64	24	29.25	48	176	32
	81CY62204LOR0X41	3265	3753	72	20	29.25	56	165	30
	81CY72244LOR0X41	3393	3902	72	24	29.25	56	194	36
	81CY80204LOR0X41	3483	4004	80	20	29.25	64	181	34
	81CY80244LOR0X41*	3614	4156	80	24	29.25	64	211	40
	81CY88204LOR0X41	3711	4267	88	20	29.25	72	191	37
	81CY88244LOR0X41	3829	4404	88	24	29.25	72	226	43
	81CY96204LOR0X41	4186	4815	96	20	29.25	80	203	40
	81CY96244LOR0X41	4318	4967	96	24	29.25	80	239	47



Single Pedestal Credenza, Hinged Modesty Panel, 16" Pedestal	81CY64204L16FR0X41	5470	6290	64	20	29.25	40	154	27
	81CY64204LOR16FX41	5470	6290	64	20	29.25	40	154	27
	81CY64204L16DR0X41	5470	6290	64	20	29.25	40	154	27
	81CY64204LOR16DX41	5470	6290	64	20	29.25	40	154	27
	81CY64244L16FR0X41	5512	6337	64	24	29.25	40	179	32
	81CY64244LOR16FX41	5512	6337	64	24	29.25	40	179	32
	81CY64244L16DR0X41	5512	6337	64	24	29.25	40	179	32
	81CY64244LOR16DX41	5512	6337	64	24	29.25	40	179	32
	81CY72204L16FR0X41	5517	6346	72	20	29.25	48	169	30
	81CY72204LOR16FX41	5517	6346	72	20	29.25	48	169	30
	81CY72204L16DR0X41	5517	6346	72	20	29.25	48	169	30
	81CY72204LOR16DX41	5517	6346	72	20	29.25	48	169	30
	81CY72244L16FR0X41	5556	6390	72	24	29.25	48	198	36
	81CY72244LOR16FX41*	5556	6390	72	24	29.25	48	198	36



ORDERING NOTES:

Wire management cut-out is standard on all credenza hinged modesty panels.

Credenzas above in 80", 88" and 96" lengths are compatible with TracDesk (see page 160). For TracDesk option please add **\$325 list** to your order and add a 'J' at the end of the model number, e.g. 81C88244LOR0J.

ORDERING PROCEDURE

To order, please specify the following:

- 1) Krug product model number
- 2) Wood species and finish, see page 114
- 3) Pull style and finish, see page 116
- 4) V-Beam color, see page 117
- 5) Grommet location and style if applicable

* Indicates model illustrated by line drawing

CODE DESCRIPTION

- L - left hand pedestal position
- R - right hand pedestal position
- D - 2 file drawer
- F - 2 box, 1 file drawer
- 0 - no pedestal
- J - TracDesk option
- W - extended pedestal option
- X31 - 3/4 height recessed modesty panel
- X41 - full height recessed modesty panel

STANDARD FINISHES

For a complete list of standard wood finishes please see page 114.

GROMMETS

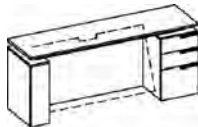
One wiring grommet in standard position is optional at no charge. See page 117 for more wiring grommet information.

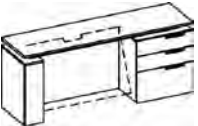
GLASS PRIVACY SCREEN

Please see page 204 for glass privacy screen options.

CASEGOODS | USA | 165

VESTRADA | CREDENZAS

Description	Model	Cherry Maple		W	D	H	KW	Shipping Weight	Cubic Feet
		Walnut Rift Oak	Anigre						
Single Pedestal	81CY72244L16DR0X41	5556	6390	72	24	29.25	48	198	36
Credenza, Hinged	81CY72244LOR16DX41	5556	6390	72	24	29.25	48	198	36
Modesty Panel, 16"	81CY80204L16FR0X41	5568	6403	80	20	29.25	56	167	34
Pedestal Continued	81CY80204LOR16FX41	5568	6403	80	20	29.25	56	167	34
	81CY80204L16DR0X41	5568	6403	80	20	29.25	56	167	34
	81CY80204LOR16DX41	5568	6403	80	20	29.25	56	167	34
	81CY80244L16FR0X41	5590	6431	80	24	29.25	56	215	40
	81CY80244LOR16DX41	5590	6431	80	24	29.25	56	215	40
	81CY80244L16DR0X41	5590	6431	80	24	29.25	56	215	40
	81CY80244LOR16DX41	5590	6431	80	24	29.25	56	215	40
	81CY88204L16FR0X41	5603	6441	88	20	29.25	64	196	37
	81CY88204LOR16FX41	5603	6441	88	20	29.25	64	196	37
	81CY88204L16DR0X41	5603	6441	88	20	29.25	64	196	37
	81CY88204LOR16DX41	5603	6441	88	20	29.25	64	196	37
	81CY88244L16FR0X41	5629	6471	88	24	29.25	64	230	43
	81CY88244LOR16FX41	5629	6471	88	24	29.25	64	230	43
	81CY88244L16DR0X41	5629	6471	88	24	29.25	64	230	43
	81CY88244LOR16DX41	5629	6471	88	24	29.25	64	230	43
	81CY96204L16FR0X41	5640	6486	96	20	29.25	72	207	40
	81CY96204LOR16FX41	5640	6486	96	20	29.25	72	207	40
	81CY96204L16DR0X41	5640	6486	96	20	29.25	72	207	40
	81CY96204LOR16DX41	5640	6486	96	20	29.25	72	207	40
	81CY96244L16FR0X41	5656	6501	96	24	29.25	72	243	47
	81CY96244LOR16FX41	5656	6501	96	24	29.25	72	243	47
81CY96244L16DR0X41	5656	6501	96	24	29.25	72	243	47	
81CY96244LOR16DX41	5656	6501	96	24	29.25	72	243	47	

Single Pedestal	81CY64204L24FR0X41	5637	6483	64	20	29.25	32	202	27
Credenza, Hinged	81CY64204LOR24FX41	5637	6483	64	20	29.25	32	202	27
Modesty Panel, 24"	81CY64244L24FR0X41	5682	6534	64	24	29.25	32	227	32
Pedestal	81CY64244LOR24FX41	5682	6534	64	24	29.25	32	227	32
	81CY72204L24FR0X41	5689	6542	72	20	29.25	40	217	30
	81CY72204LOR24FX41	5689	6542	72	20	29.25	40	217	30
	81CY72244L24FR0X41	5726	6585	72	24	29.25	40	246	36
	81CY72244LOR24FX41*	5726	6585	72	24	29.25	40	246	36
	81CY80204L24FR0X41	5740	6602	80	20	29.25	48	215	34
	81CY80204LOR24FX41	5740	6602	80	20	29.25	48	215	34
	81CY80244L24FR0X41	5764	6628	80	24	29.25	48	263	40
	81CY80244LOR24FX41	5764	6628	80	24	29.25	48	263	40
	81CY88204L24FR0X41	5779	6644	88	20	29.25	56	244	37
	81CY88204LOR24FX41	5779	6644	88	20	29.25	56	244	37
	81CY88244L24FR0X41	5802	6673	88	24	29.25	56	278	43
	81CY88244LOR24FX41	5802	6673	88	24	29.25	56	278	43
	81CY96204L24FR0X41	5813	6686	96	20	29.25	64	255	40
	81CY96204LOR24FX41	5813	6686	96	20	29.25	64	255	40
	81CY96244L24FR0X41	5830	6706	96	24	29.25	64	291	47
	81CY96244LOR24FX41	5830	6706	96	24	29.25	64	291	47

ORDERING NOTES:

Wire management cut-out is standard on all credenza hinged modesty panels.

Credenzas above in 80", 88" and 96" lengths are compatible with TracDesk (see page 160). For TracDesk option please add **\$325** list to your order and add a 'J' at the end of the model number, e.g. 81C88244LOR0J.

DIMENSION KEY

W - width
D - depth
H - height

CODE DESCRIPTION

L - left hand pedestal position
R - right hand pedestal position
D - 2 file drawer
F - 2 box, 1 file drawer
0 - no pedestal
J - TracDesk option
W - extended pedestal option
X31 - 3/4 height recessed modesty panel
X41 - full height recessed modesty panel

STANDARD FINISHES

For a complete list of standard wood finishes please see page 114.

GROMMETS

One wiring grommet in standard position is optional at no charge. See page 117 for more wiring grommet information.

PULL LOCATIONS

For details please see page 116.

VESTRADA | CREDENZAS

Description	Model	Cherry		W	D	H	KW	Shipping Weight	Cubic Feet
		Maple	Walnut						
Single Pedestal Credenza, Hinged Modesty Panel, 32" 4 Box/1 Lateral File Pedestal	81CY72204L3205R0X41	7467	8589	72	20	29.25	32	233	30
	81CY72204L0R3205X41	7467	8589	72	20	29.25	32	233	30
	81CY72244L3205R0X41	7501	8623	72	24	29.25	32	260	36
	81CY72244L0R3205X41	7501	8623	72	24	29.25	32	260	36
	81CY80204L3205R0X41	7516	8644	80	20	29.25	40	241	34
	81CY80204L0R3205X41	7516	8644	80	20	29.25	40	241	34
	81CY80244L3205R0X41	7539	8669	80	24	29.25	40	279	40
	81CY80244L0R3205X41*	7539	8669	80	24	29.25	40	279	40
	81CY88204L3205R0X41	7553	8688	88	20	29.25	48	260	37
	81CY88204L0R3205X41	7553	8688	88	20	29.25	48	260	37
	81CY88244L3205R0X41	7577	8715	88	24	29.25	48	294	43
	81CY88244L0R3205X41	7577	8715	88	24	29.25	48	294	43
	81CY96204L3205R0X41	7591	8728	96	20	29.25	56	271	40
	81CY96204L0R3205X41	7591	8728	96	20	29.25	56	271	40
	81CY96244L3205R0X41	7607	8747	96	24	29.25	56	307	47
	81CY96244L0R3205X41	7607	8747	96	24	29.25	56	307	47
Single Pedestal Credenza, Hinged Modesty Panel, 32" Combination Pedestal	81CY72204L3202R0X41	7398	8508	72	20	29.25	32	233	30
	81CY72204L0R3204X41	7398	8508	72	20	29.25	32	233	30
	81CY72244L3202R0X41	7434	8548	72	24	29.25	32	262	36
	81CY72244L0R3204X41	7434	8548	72	24	29.25	32	260	36
	81CY80204L3202R0X41	7447	8564	80	20	29.25	40	241	34
	81CY80204L0R3204X41	7447	8564	80	20	29.25	40	241	34
	81CY80244L3202R0X41	7468	8590	80	24	29.25	40	279	40
	81CY80244L0R3204X41*	7468	8590	80	24	29.25	40	279	40
	81CY88204L3202R0X41	7484	8607	88	20	29.25	48	260	37
	81CY88204L0R3204X41	7484	8607	88	20	29.25	48	260	37
	81CY88244L3202R0X41	7508	8634	88	24	29.25	48	294	43
	81CY88244L0R3204X41	7508	8634	88	24	29.25	48	294	43
	81CY96204L3202R0X41	7520	8647	96	20	29.25	56	271	40
	81CY96204L0R3204X41	7520	8647	96	20	29.25	56	271	40
	81CY96244L3202R0X41	7532	8661	96	24	29.25	56	307	47
	81CY96244L0R3204X41	7532	8661	96	24	29.25	56	307	47
Single Pedestal Credenza, Hinged Modesty Panel, 32" Lateral File Pedestal	81CY72204L3201R0X41	7104	8167	72	20	29.25	32	233	30
	81CY72204L0R3201X41	7104	8167	72	20	29.25	32	233	30
	81CY72244L3201R0X41	7136	8207	72	24	29.25	32	262	36
	81CY72244L0R3201X41	7136	8207	72	24	29.25	32	262	36
	81CY80204L3201R0X41	7152	8224	80	20	29.25	40	241	34
	81CY80204L0R3201X41*	7152	8224	80	20	29.25	40	241	34
	81CY80244L3201R0X41	7173	8249	80	24	29.25	40	279	40
	81CY80244L0R3201X41	7173	8249	80	24	29.25	40	279	40
	81CY88204L3201R0X41	7189	8265	88	20	29.25	48	260	37
	81CY88204L0R3201X41	7189	8265	88	20	29.25	48	260	37
	81CY88244L3201R0X41	7212	8292	88	34	29.25	48	294	43
	81CY88244L0R3201X41	7212	8292	88	24	29.25	48	294	43
	81CY96204L3201R0X41	7227	8309	96	20	29.25	56	271	40
	81CY96204L0R3201X41	7227	8309	96	20	29.25	56	271	40
	81CY96244L3201R0X41	7236	8321	96	24	29.25	56	307	47
	81CY96244L0R3201X41	7236	8321	96	24	29.25	56	307	47

ORDERING NOTES: Credenzas above in 80", 88" and 96" lengths are compatible with TracDesk (see page 160). For TracDesk option please add \$325 list to your order and add a 'J' at the end of the model number, e.g. 81C88244L0R0J.

ORDERING PROCEDURE

To order, please specify the following:

- 1) Krug product model number
- 2) Wood species and finish, see page 114
- 3) Pull style and finish, see page 115
- 4) V-Beam color, see page 117
- 5) Grommet location and style if applicable

* Indicates model illustrated by line drawing

CODE DESCRIPTION

- L - left hand pedestal position
- R - right hand pedestal position
- D - 2 file drawer
- F - 2 box, 1 file drawer
- 0 - no pedestal
- J - TracDesk option
- W - extended pedestal option
- X31 - 3/4 height recessed modesty panel
- X41 - full height recessed modesty panel

STANDARD FINISHES

For a complete list of standard wood finishes please see page 114.

GROMMETS

One wiring grommet in standard position is optional at no charge. See page 117 for more wiring grommet information.

GLASS PRIVACY SCREEN

Please see page 204 for glass privacy screen options.

VESTRADA | CREDENZAS

Description	Model	Cherry		W	D	H	KW	Shipping Weight	Cubic Feet
		Maple Walnut Rift Oak	Anigre						
Single Pedestal Credenza, Hinged Modesty Panel, 32" Bookcase Pedestal	81CY72204L32BCR0X41	6085	6998	72	20	29.25	32	228	30
	81CY72204LOR32BCX41	6085	6998	72	20	29.25	32	228	30
	81CY72244L32BCR0X41	6119	7038	72	24	29.25	32	262	36
	81CY72244LOR32BCX41	6119	7038	72	24	29.25	32	262	36
	81CY80204L32BCR0X41	6136	7056	80	20	29.25	40	241	34
	81CY80204LOR32BCX41	6136	7056	80	20	29.25	40	241	34
	81CY80244L32BCR0X41	6158	7082	80	24	29.25	40	279	40
	81CY80244LOR32BCX41	6158	7082	80	24	29.25	40	279	40
	81CY88204L32BCR0X41	6171	7100	88	20	29.25	48	260	37
	81CY88204LOR32BCX41*	6171	7100	88	20	29.25	48	260	37
	81CY88244L32BCR0X41	6193	7124	88	24	29.25	48	294	43
	81CY88244LOR32BCX41	6193	7124	88	24	29.25	48	294	43
	81CY96204L32BCR0X41	6210	7144	96	20	29.25	56	271	40
	81CY96204LOR32BCX41	6210	7144	96	20	29.25	56	271	40
	81CY96244L32BCR0X41	6221	7154	96	24	29.25	56	307	47
	81CY96244LOR32BCX41	6221	7154	96	24	29.25	56	307	47
Single Pedestal Credenza, Hinged Modesty Panel, 36" Lateral File Pedestal	81CY72204L3601R0X41	7808	8979	72	20	29.25	28	249	30
	81CY72204LOR3601X41	7808	8979	72	20	29.25	28	249	30
	81CY72244L3601R0X41	7846	9024	72	24	29.25	28	278	36
	81CY72244LOR3601X41	7846	9024	72	24	29.25	28	278	36
	81CY80204L3601R0X41	7864	9044	80	20	29.25	36	257	34
	81CY80204LOR3601X41	7864	9044	80	20	29.25	36	257	34
	81CY80244L3601R0X41	7888	9069	80	24	29.25	36	295	40
	81CY80244LOR3601X41	7888	9069	80	24	29.25	36	295	40
	81CY88204L3601R0X41	7906	9090	88	20	29.25	44	244	37
	81CY88204LOR3601X41*	7906	9090	88	20	29.25	44	244	37
	81CY88244L3601R0X41	7928	9118	88	24	29.25	44	310	43
	81CY88244LOR3601X41	7928	9118	88	24	29.25	44	310	43
	81CY96204L3601R0X41	7945	9139	96	20	29.25	52	287	40
	81CY96204LOR3601X41	7945	9139	96	20	29.25	52	287	40
	81CY96244L3601R0X41	7956	9150	96	24	29.25	52	323	47
	81CY96244LOR3601X41	7956	9150	96	24	29.25	52	323	47
Single Pedestal Credenza, Hinged Modesty Panel, 36" Bookcase Pedestal	81CY72204L36BCR0X41	6683	7683	72	20	29.25	28	244	30
	81CY72204LOR36BCX41	6683	7683	72	20	29.25	28	244	30
	81CY72244L36BCR0X41	6718	7730	72	24	29.25	28	273	36
	81CY72244LOR36BCX41	6718	7730	72	24	29.25	28	273	36
	81CY80204L36BCR0X41	6736	7749	80	20	29.25	36	252	34
	81CY80204LOR36BCX41	6736	7749	80	20	29.25	36	252	34
	81CY80244L36BCR0X41	6760	7774	80	24	29.25	36	290	40
	81CY80244LOR36BCX41	6760	7774	80	24	29.25	36	290	40
	81CY88204L36BCR0X41	6778	7793	88	20	29.25	44	239	37
	81CY88204LOR36BCX41	6778	7793	88	20	29.25	44	239	37
	81CY88244L36BCR0X41	6804	7822	88	24	29.25	44	305	43
	81CY88244LOR36BCX41*	6804	7822	88	24	29.25	44	305	43
	81CY96204L36BCR0X41	6818	7839	96	20	29.25	52	282	40
	81CY96204LOR36BCX41	6818	7839	96	20	29.25	52	282	40
	81CY96244L36BCR0X41	6832	7858	96	24	29.25	52	318	47
	81CY96244LOR36BCX41	6832	7858	96	24	29.25	52	318	47

ORDERING NOTES: Wire management cut-out is standard on all credenza hinged modesty panels. Credenzas above in 80", 88" and 96" lengths are compatible with TracDesk (see page 160). For TracDesk option please **add \$325 list** to your order and add a 'J' at the end of the model number, e.g. 81C88244LOR0J.

DIMENSION KEY

W - width
D - depth
H - height

CODE DESCRIPTION

L - left hand pedestal position
R - right hand pedestal position
D - 2 file drawer
F - 2 box, 1 file drawer
0 - no pedestal
J - TracDesk option
W - extended pedestal option
X31 - 3/4 height recessed modesty panel
X41 - full height recessed modesty panel

STANDARD FINISHES

For a complete list of standard wood finishes please see page 114.

GROMMETS

One wiring grommet in standard position is optional at no charge. See page 117 for more wiring grommet information.

PULL LOCATIONS

For details please see page 116.

VESTRADA | CREDENZAS

Description	Model	Cherry		W	D	H	KW	Shipping Weight	Cubic Feet
		Maple Walnut Rift Oak	Anigre						
Double Pedestal Credenza, Hinged Modesty Panel, 16" Pedestals	81CY64204L16DR16DX41	5995	6895	64	20	29.25	32	192	27
	81CY64204L16DR16FX41	5995	6895	64	20	29.25	32	192	27
	81CY64204L16FR16DX41	5995	6895	64	20	29.25	32	192	27
	81CY64204L16FR16FX41	5995	6895	64	20	29.25	32	192	27
	81CY64244L16DR16DX41	6115	7033	64	24	29.25	48	217	32
	81CY64244L16DR16FX41	6115	7033	64	24	29.25	48	217	32
	81CY64244L16FR16DX41	6115	7033	64	24	29.25	48	217	32
	81CY64244L16FR16FX41	6115	7033	64	24	29.25	48	217	32
	81CY72204L16DR16DX41	6232	7166	72	20	29.25	32	207	30
	81CY72204L16DR16FX41	6232	7166	72	20	29.25	32	207	30
	81CY72204L16FR16DX41	6232	7166	72	20	29.25	32	207	30
	81CY72204L16FR16FX41	6232	7166	72	20	29.25	32	207	30
	81CY72244L16DR16DX41	6389	7346	72	24	29.25	56	236	36
	81CY72244L16DR16FX41*	6389	7346	72	24	29.25	56	236	36
	81CY72244L16FR16DX41	6389	7346	72	24	29.25	56	236	36
	81CY72244L16FR16FX41	6389	7346	72	24	29.25	56	236	36
	81CY80204L16DR16DX41	6534	7513	80	20	29.25	40	215	34
	81CY80204L16DR16FX41	6534	7513	80	20	29.25	40	215	34
	81CY80204L16FR16DX41	6534	7513	80	20	29.25	40	215	34
	81CY80204L16FR16FX41	6534	7513	80	20	29.25	40	215	34
	81CY80244L16DR16DX41	6594	7581	80	24	29.25	56	253	40
	81CY80244L16DR16FX41	6594	7581	80	24	29.25	56	253	40
	81CY80244L16FR16DX41	6594	7581	80	24	29.25	56	253	40
	81CY80244L16FR16FX41	6594	7581	80	24	29.25	56	253	40
	81CY88204L16DR16DX41	6662	7660	88	20	29.25	40	234	37
	81CY88204L16DR16FX41	6662	7660	88	20	29.25	40	234	37
	81CY88204L16FR16DX41	6662	7660	88	20	29.25	40	234	37
	81CY88204L16FR16FX41	6662	7660	88	20	29.25	40	234	37
	81CY88244L16DR16DX41	6693	7699	88	24	29.25	64	268	43
	81CY88244L16DR16FX41	6693	7699	88	24	29.25	64	268	43
	81CY88244L16FR16DX41	6693	7699	88	24	29.25	64	268	43
	81CY88244L16FR16FX41	6693	7699	88	24	29.25	64	268	43
	81CY96204L16DR16DX41	6723	7733	96	20	29.25	48	245	40
	81CY96204L16DR16FX41	6723	7733	96	20	29.25	48	245	40
	81CY96204L16FR16DX41	6723	7733	96	20	29.25	48	245	40
	81CY96204L16FR16FX41	6723	7733	96	20	29.25	48	245	40
	81CY96244L16DR16DX41	6772	7789	96	24	29.25	64	281	47
	81CY96244L16DR16FX41	6772	7789	96	24	29.25	64	281	47
	81CY96244L16FR16DX41	6772	7789	96	24	29.25	64	281	47
	81CY96244L16FR16FX41	6772	7789	96	24	29.25	64	281	47
Double Pedestal Credenza, Hinged Modesty Panel, 24" Pedestals	81CY64204L24FWR24FWX41	7755	8916	64	20	29.25	32	198	27
	81CY64244L24FWR24FWX41	7793	8964	64	24	29.25	48	223	32
	81CY72204L24FWR24FWX41	7799	8969	72	20	29.25	32	213	30
	81CY72244L24FWR24FWX41	7836	9011	72	24	29.25	48	233	36
	81CY80204L24FWR24FWX41	7845	9023	80	20	29.25	40	221	34
	81CY80244L24FWR24FWX41*	7866	9046	80	24	29.25	56	259	40
	81CY88204L24FWR24FWX41	7883	9066	88	20	29.25	40	240	37
	81CY88244L24FWR24FWX41	7906	9090	88	24	29.25	56	274	43

ORDERING NOTES: Wire management cut-out is standard on all credenza hinged modesty panels. Credenzas above in 80", 88" and 96" lengths are compatible with TracDesk (see page 106). For TracDesk option please **add \$325 list** to your order and add a 'J' at the end of the model number, e.g. 81C88244L0R0J.

ORDERING PROCEDURE

To order, please specify the following:

- 1) Krug product model number
- 2) Wood species and finish, see page 114
- 3) Pull style and finish, see page 116
- 4) V-Beam color, see page 117
- 5) Grommet location and style if applicable

* Indicates model illustrated by line drawing

CODE DESCRIPTION

- L - left hand pedestal position
- R - right hand pedestal position
- D - 2 file drawer
- F - 2 box, 1 file drawer
- 0 - no pedestal
- J - TracDesk option
- W - extended pedestal option
- X31 - 3/4 height recessed modesty panel
- X41 - full height recessed modesty panel

STANDARD FINISHES

For a complete list of standard wood finishes please see page 114.

GROMMETS

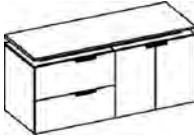

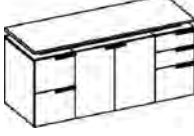
One wiring grommet in standard position is optional at no charge. See page 117 for more wiring grommet information.

GLASS PRIVACY SCREEN

Please see page 204 for glass privacy screen options.

CASEGOODS | USA | 169

VESTRADA | FULL FACE CREDENZAS

Description	Model	Cherry Maple		W	D	H	Shipping Weight	Cubic Feet	
		Walnut Rift Oak	Anigre						
	2 Segment Full	81C642040101	6821	7844	64	20	29.25	238	27
	Face Credenza,	81C6420401BC	6228	7162	64	20	29.25	218	27
	Lateral File &	81C64204BCBC	5272	6060	64	20	29.25	198	27
	Bookcase Pedestals	81C64204BC01	6228	7162	64	20	29.25	218	27
		81C642440101	7131	8203	64	24	29.25	246	32
		81C6424401BC	6496	7468	64	24	29.25	226	32
		81C64244BCBC	5482	6304	64	24	29.25	214	32
		81C64244BC01	6496	7468	64	24	29.25	226	32
		81C722040101	7234	8318	72	20	29.25	248	30
		81C7220401BC*	6598	7586	72	20	29.25	228	30
		81C72204BCBC	5616	6462	72	20	29.25	208	30
		81C72204BC01	6598	7586	72	20	29.25	228	30
		81C722440101	7327	8425	72	24	29.25	256	36
		81C7224401BC	6722	7732	72	24	29.25	236	36
		81C72244BCBC	5696	6553	72	24	29.25	224	36
	81C72244BC01	6722	7732	72	24	29.25	236	36	
	3 Segment Full	81C64204F01D	6676	7677	64	20	29.25	264	27
	Face Credenza, 2	81C64204F01F	6676	7677	64	20	29.25	264	27
	Box/ 1 File,	81C64204D01D	6676	7677	64	20	29.25	264	27
	Lateral File, 2 File	81C64204D01F	6676	7677	64	20	29.25	264	27
	Pedestals	81C64204D01F	6676	7677	64	20	29.25	264	27
		81C64244F01D	6805	7824	64	24	29.25	291	32
		81C64244F01F*	6805	7824	64	24	29.25	291	32
		81C64244D01D	6805	7824	64	24	29.25	291	32
	81C64244D01F	6805	7824	64	24	29.25	291	32	
	3 Segment Full	81C64204FBCD	6181	7107	64	20	29.25	264	27
	Face Credenza, 2	81C64204FBCF	6181	7107	64	20	29.25	264	27
	Box/ 1 File,	81C64204DBC	6181	7107	64	20	29.25	264	27
	Bookcase, 2 File	81C64204DBC	6181	7107	64	20	29.25	264	27
	Pedestals	81C64244FBCD	6298	7243	64	24	29.25	291	32
		81C64244FBCF	6298	7243	64	24	29.25	291	32
		81C64244DBC*	6298	7243	64	24	29.25	291	32
		81C64244DBC	6298	7243	64	24	29.25	291	32
		81C72204FBCD	6347	7298	72	20	29.25	271	30
		81C72204FBCF	6347	7298	72	20	29.25	271	30
		81C72204DBC	6347	7298	72	20	29.25	271	30
		81C72204DBC	6347	7298	72	20	29.25	271	30
		81C72244FBCD	6528	7506	72	24	29.25	303	36
		81C72244FBCF	6528	7506	72	24	29.25	303	36
		81C72244DBC	6528	7506	72	24	29.25	303	36
	81C72244DBC	6528	7506	72	24	29.25	303	36	

DIMENSION KEY

W - width
D - depth
H - height

CODE DESCRIPTION

L - left hand pedestal position
R - right hand pedestal position
D - 2 file drawer
F - 2 box, 1 file drawer
01 - lateral file drawer
05 - 4 box, 1 lateral file
BC - bookcase pedestal

STANDARD FINISHES

For a complete list of standard wood finishes please see page 114.

GROMMETS

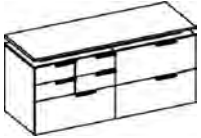
One wiring grommet in standard position is optional at no charge. See page 117 for more wiring grommet information.

PULL LOCATIONS

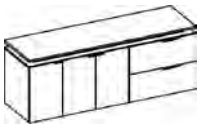
For details please see page 116.

VESTRADA | FULL FACE CREDENZAS

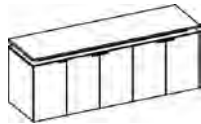
Description	Model	Cherry		W	D	H	Shipping Weight	Cubic Feet
		Maple	Walnut					
		Rift Oak	Anigre					
2 Segment Full Face Credenza, Lateral	81C642040501	7225	8308	64	20	29.25	204	27
File & 4 Box/ 1 Lateral File	81C642040505	7225	8308	64	20	29.25	204	27
Pedestals	81C642440501*	7536	8667	64	24	29.25	271	32
	81C642440105	7536	8667	64	24	29.25	271	32
	81C642440505	7536	8667	64	24	29.25	214	32



3 Segment Full Face Credenza, Lateral	81C8020401BCBC	7988	9187	80	20	29.25	278	34
File & Bookcase	81C80204BCBC01*	7988	9187	80	20	29.25	278	34
Pedestals	81C8024401BCBC	8360	9614	80	24	29.25	315	40
	81C80244BCBC01	8360	9614	80	24	29.25	315	40



3 Segment Full Face Credenza, Bookcase Pedestal	81C80204BCBCBC	7031	8085	80	20	29.25	208	30
	81C80244BCBCBC*	7245	8334	80	24	29.25	208	30



3 Segment Full Face Credenza, Lateral	81C96204010101	10219	11750	96	20	29.25	357	40
File & Bookcase	81C96204BC01BC	8894	10228	96	20	29.25	357	40
Pedestals	81C9620401BC01*	9462	10882	96	20	29.25	357	40
	81C96244010101	10554	12139	96	24	29.25	369	47
	81C96244BC01BC	9186	10564	96	24	29.25	369	47
	81C9624401BC01	9772	11239	96	24	29.25	369	47



ORDERING PROCEDURE

To order, please specify the following:

- 1) Krug product model number
- 2) Wood species and finish, see page 114
- 3) Pull style and finish, see page 116
- 4) V-Beam color, see page 117
- 5) Grommet location and style if applicable

* Indicates model illustrated by line drawing

CODE DESCRIPTION

L - left hand pedestal position
 R - right hand pedestal position
 D - 2 file drawer
 F - 2 box, 1 file drawer
 O - no pedestal
 J - TracDesk option
 W - extended pedestal option
 X31 - 3/4 height recessed modesty panel
 X41 - full height recessed modesty panel

STANDARD FINISHES

For a complete list of standard wood finishes please see page 114.

GROMMETS


One wiring grommet in standard position is optional at no charge. See page 117 for more wiring grommet information.

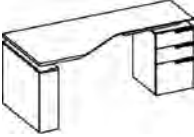
GLASS PRIVACY SCREEN

Please see page 204 for glass privacy screen options.

CASEGOODS | USA | 171

VESTRADA | CORNER CREDENZAS

Description	Model	Cherry		W	D	H	KW	Shipping Weight	Cubic Feet
		Maple	Walnut						
		Rift Oak	Anigre						
	81CC6432-20-R20L0	2963	3408	64	32	29.25	48	128	42
	81CC6432-20-L20R0	2963	3408	64	32	29.25	48	128	42
	81CC6432-20-R24L0	2963	3408	64	32	29.25	48	128	42
	81CC6432-20-L24R0	2963	3408	64	32	29.25	48	128	42
	81CC6436-24-R20L0	3001	3453	64	36	29.25	48	153	47
	81CC6436-24-L20R0	3001	3453	64	36	29.25	32	153	47
	81CC6436-24-R24L0	3001	3453	64	36	29.25	48	153	47
	81CC6436-24-L24R0	3001	3453	64	36	29.25	48	153	47
	81CC7232-20-R20L0	3013	3463	64	32	29.25	56	143	48
	81CC7232-20-L20R0*	3013	3463	72	32	29.25	56	143	48
	81CC7232-20-R24L0	3013	3463	72	32	29.25	56	143	48
	81CC7232-20-L24R0	3013	3463	72	32	29.25	56	143	48
	81CC7236-24-R20L0	3037	3493	72	36	29.25	56	172	52
	81CC7236-24-L20R0	3037	3493	72	36	29.25	56	172	52
	81CC7236-24-R24L0	3037	3493	72	36	29.25	56	172	52
	81CC7236-24-L24R0	3037	3493	72	36	29.25	56	172	52
	81CC8032-20-R20L0	3045	3501	80	32	29.25	64	141	52
	81CC8032-20-L20R0	3045	3501	80	32	29.25	64	141	52
	81CC8032-20-R24L0	3045	3501	80	32	29.25	64	141	52
	81CC8032-20-L24R0	3045	3501	80	32	29.25	64	141	52
81CC8036-24-R20L0	3106	3575	80	36	29.25	64	189	58	
81CC8036-24-L20R0	3106	3575	80	36	29.25	64	189	58	
81CC8036-24-R24L0	3106	3575	80	36	29.25	64	189	58	
81CC8036-24-L24R0	3106	3575	80	36	29.25	64	189	58	

	81CC6432-20-R20L16F*	3865	4443	64	32	29.25	40	160	27
	81CC6432-20-L20R16F	3865	4443	64	32	29.25	40	160	27
	81CC6432-20-R20L16D	3865	4443	64	32	29.25	40	160	27
	81CC6432-20-L20R16D	3865	4443	64	32	29.25	40	160	27
	81CC6432-20-R24L16F	3865	4443	64	32	29.25	40	160	27
	81CC6432-20-L24R16F	3865	4443	64	32	29.25	40	160	27
	81CC6432-20-R24L16D	3865	4443	64	32	29.25	40	160	27
	81CC6432-20-L24R16D	3865	4443	64	32	29.25	40	160	27
	81CC6436-24-R20L16F	3921	4510	64	36	29.25	40	185	32
	81CC6436-24-L20R16F	3921	4510	64	36	29.25	40	185	32
	81CC6436-24-R20L16D	3921	4510	64	36	29.25	40	185	32
	81CC6436-24-L20R16D	3921	4510	64	36	29.25	40	185	32
	81CC6436-24-R24L16F	3921	4510	64	36	29.25	40	185	32
	81CC6436-24-L24R16F	3921	4510	64	36	29.25	40	185	32
	81CC6436-24-R24L16D	3921	4510	64	36	29.25	40	185	32
	81CC6436-24-L24R16D	3921	4510	64	36	29.25	40	185	32
	81CC7232-20-R20L16F	3932	4524	72	32	29.25	48	175	30
	81CC7232-20-L20R16F	3932	4524	72	32	29.25	48	175	30
	81CC7232-20-R20L16D	3932	4524	72	32	29.25	48	175	30
	81CC7232-20-L20R16D	3932	4524	72	32	29.25	48	175	30
81CC7232-20-R24L16F	3932	4524	72	32	29.25	48	175	30	
81CC7232-20-L24R16F	3932	4524	72	32	29.25	48	175	30	
81CC7232-20-R24L16D	3932	4524	72	32	29.25	48	175	30	
81CC7232-20-L24R16D	3932	4524	72	32	29.25	48	175	30	

ORDERING NOTES:

The first dimension after the second "-" indicates connecting side dimensions, e.g. 81CC8036-24-L20R0 has a 20" connecting side

DIMENSION KEY

W - width
D - depth
H - height

CODE DESCRIPTION

L - left hand pedestal position
R - right hand pedestal position
D - 2 file drawer
F - 2 box, 1 file drawer
0 - no pedestal
J - TracDesk option
W - extended pedestal option
X31 - 3/4 height recessed modesty panel
X41 - full height recessed modesty panel

STANDARD FINISHES

For a complete list of standard wood finishes please see page 114.


GROMMETS

One wiring grommet in standard position is optional at no charge. See page 117 for more wiring grommet information.

PULL LOCATIONS


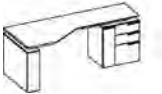
For details please see page 116.

VESTRADA | CORNER CREDENZAS

Description	Model	Cherry Maple		W	D	H	KW	Shipping Weight	Cubic Feet
		Walnut Rift Oak	Anigre						
Corner Credenza, no Modesty Panel, 16" Pedestal Continued 	81CC7236-24-R20L16F	4021	4622	72	36	29.25	48	204	36
	81CC7236-24-L20R16F	4021	4622	72	36	29.25	48	204	36
	81CC7236-24-R20L16D	4021	4622	72	36	29.25	48	204	36
	81CC7236-24-L20R16D	4021	4622	72	36	29.25	48	204	36
	81CC7236-24-R24L16F	4021	4622	72	36	29.25	48	204	36
	81CC7236-24-L24R16F	4021	4622	72	36	29.25	48	204	36
	81CC7236-24-R24L16D	4021	4622	72	36	29.25	48	204	36
	81CC7236-24-L24R16D	4021	4622	72	36	29.25	48	204	36
	81CC8032-20-R20L16F	4223	4859	80	32	29.25	56	173	34
	81CC8032-20-L20R16F	4223	4859	80	32	29.25	56	173	34
	81CC8032-20-R20L16D	4223	4859	80	32	29.25	56	173	34
	81CC8032-20-L20R16D	4223	4859	80	32	29.25	56	173	34
	81CC8032-20-R24L16F	4223	4859	80	32	29.25	56	173	34
	81CC8032-20-L24R16F	4223	4859	80	32	29.25	56	173	34
	81CC8032-20-R24L16D	4223	4859	80	32	29.25	56	173	34
	81CC8032-20-L24R16D	4223	4859	80	32	29.25	56	173	34
	81CC8036-24-R20L16F	4259	4897	80	36	29.25	56	221	40
	81CC8036-24-L20R16F	4259	4897	80	36	29.25	56	221	40
	81CC8036-24-R20L16D	4259	4897	80	36	29.25	56	221	40
	81CC8036-24-L20R16D	4259	4897	80	36	29.25	56	221	40
81CC8036-24-R24L16F	4259	4897	80	36	29.25	56	221	40	
81CC8036-24-L24R16F	4259	4897	80	36	29.25	56	221	40	
81CC8036-24-R24L16D	4259	4897	80	36	29.25	56	221	40	
81CC8036-24-L24R16D	4259	4897	80	36	29.25	56	221	40	

ORDERING NOTES:

The first dimension after the second "-" indicates connecting side dimensions, e.g. 81CC8036-24-L20R0 has a 20" connecting side

Corner Credenza, no Modesty Panel, 24" 2 Box/1 File or 2 File with V-Ped Pedestal  	81CC8032-20-R20L24FQ	5863	6742	80	32	29.25	48	189	34
	81CC8032-20-R20L24DQ	5863	6742	80	32	29.25	48	189	34
	81CC8032-20-L20R24FQ*	5863	6742	80	32	29.25	48	189	34
	81CC8032-20-L20R24DQ	5863	6742	80	32	29.25	48	189	34
	81CC8032-20-R24L24FQ	5863	6742	80	32	29.25	48	189	34
	81CC8032-20-R24L24DQ	5863	6742	80	32	29.25	48	189	34
	81CC8032-20-L24R24FQ	5863	6742	80	32	29.25	48	189	34
	81CC8032-20-L24R24DQ	5863	6742	80	32	29.25	48	189	34
	81CC8036-24-R20L24FQ	5897	6784	80	36	29.25	48	237	40
	81CC8036-24-R20L24DQ	5897	6784	80	36	29.25	48	237	40
	81CC8036-24-L20R24FQ	5897	6784	80	36	29.25	48	237	40
	81CC8036-24-L20R24DQ	5897	6784	80	36	29.25	48	237	40
	81CC8036-24-R24L24FQ	5897	6784	80	36	29.25	48	237	40
	81CC8036-24-R24L24DQ	5897	6784	80	36	29.25	48	237	40
	81CC8036-24-L24R24FQ	5897	6784	80	36	29.25	48	237	40
	81CC8036-24-L24R24DQ	5897	6784	80	36	29.25	48	237	40

ORDERING NOTES:

Wire management cut-outs are standard on all corner credenza modesty panels. The first dimension listed after the second "-" indicates connecting side dimensions, e.g. 81CC8036-24-L20R0 has a 20" connecting side.

Please note 24" BBF or FF/V-Ped is one component. V-Ped is always towards kneespace and is not available for field installation
Corner Credenzas with V-Peds are NOT available on KrugExpress.

ORDERING PROCEDURE

To order, please specify the following:

- 1) Krug product model number
- 2) Wood species and finish, see page 114
- 3) Pull style and finish, see page 115
- 4) V-Beam color, see page 117
- 5) Grommet location and style if applicable

* Indicates model illustrated by line drawing

CODE DESCRIPTION

- L - left hand pedestal position
- R - right hand pedestal position
- D - 2 file drawer
- F - 2 box, 1 file drawer
- 0 - no pedestal
- J - TracDesk option
- W - extended pedestal option

STANDARD FINISHES

For a complete list of standard wood finishes please see page 114.

GROMMETS

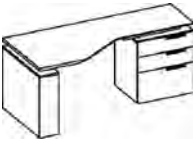



One wiring grommet in standard position is optional at no charge. See page 117 for more wiring grommet information.

GLASS PRIVACY SCREEN

Please see page 204 for glass privacy screen options.

CASEGOODS | USA | 173

VESTRADA | CORNER CREDENZAS

Description	Model	Cherry Maple Walnut		W	D	H	KW	Shipping Weight	Cubic Feet	
		Rift Oak	Anigre							
	Corner Credenza, no Modesty Panel, 24"	81CC7232-20-R20L24F	4244	4882	72	32	29.25	40	191	30
	2 Box/1 File Pedestal	81CC7232-20-R24L24F	4244	4882	72	32	29.25	40	191	30
		81CC7232-20-L24R24F	4244	4882	72	32	29.25	40	191	30
		81CC7236-24-R20L24F	4341	4994	72	36	29.25	40	220	36
		81CC7236-24-L20R24F	4341	4994	72	36	29.25	40	220	36
		81CC7236-24-R24L24F	4341	4994	72	36	29.25	40	220	36
		81CC7236-24-L24R24F	4341	4994	72	36	29.25	40	220	36
		81CC8032-20-R20L24F	4353	5007	80	32	29.25	48	189	34
		81CC8032-20-L20R24F	4353	5007	80	32	29.25	48	189	34
		81CC8032-20-R24L24F	4353	5007	80	32	29.25	48	189	34
		81CC8032-20-L24R24F	4353	5007	80	32	29.25	48	189	34
		81CC8036-24-R20L24F	4389	5045	80	36	29.25	48	237	40
		81CC8036-24-L20R24F	4389	5045	80	36	29.25	48	237	40
		81CC8036-24-R24L24F	4389	5045	80	36	29.25	48	237	40
		81CC8036-24-L24R24F	4389	5045	80	36	29.25	48	237	40
 	Corner Credenza, no Modesty Panel, 32" 2 Box/1 File, V-Ped Pedestal	81CC8032-20-R20L32FQ	5992	6891	80	32	29.25	40	215	34
		81CC8032-20-L20R32FQ*	5992	6891	80	32	29.25	40	215	34
		81CC8032-20-R24L32FQ	5992	6891	80	32	29.25	40	215	34
		81CC8032-20-L24R32FQ	5992	6891	80	32	29.25	40	215	34
		81CC8036-24-R20L32FQ	6028	6930	80	36	29.25	40	253	40
		81CC8036-24-L20R32FQ	6028	6930	80	36	29.25	40	253	40
		81CC8036-24-R24L32FQ	6028	6930	80	36	29.25	40	253	40
		81CC8036-24-L24R32FQ	6028	6930	80	36	29.25	40	253	40
	Corner Credenza, no Modesty Panel, 32" Lateral File Pedestal	81CC8032-20-R20L3201	5756	6619	80	32	29.25	40	210	34
		81CC8032-20-L20R3201*	5756	6619	80	32	29.25	40	210	34
		81CC8032-20-R24L3201	5756	6619	80	32	29.25	40	210	34
		81CC8032-20-L24R3201	5756	6619	80	32	29.25	40	210	34
		81CC8036-24-R20L3201	5838	6714	80	36	29.25	40	248	40
		81CC8036-24-L20R3201	5838	6714	80	36	29.25	40	248	40
		81CC8036-24-R24L3201	5838	6714	80	36	29.25	40	248	40
	81CC8036-24-L24R3201	5838	6714	80	36	29.25	40	248	40	

ORDERING NOTES: Wire management cut-outs are standard on all corner credenza modesty panels. The first dimension listed after the second "-" indicates connecting side dimensions, e.g. 81CC8036-24-L20R0 has a 20" connecting side. Please note 24" BBF or FF/V-Ped is one component. V-Ped is always towards kneespace and is not available for field installation. Corner Credenzas with V-Peds are NOT available on KrugExpress.

DIMENSION KEY

W - width
D - depth
H - height

CODE DESCRIPTION

L - left hand pedestal position
R - right hand pedestal position
D - 2 file drawer
F - 2 box, 1 file drawer
0 - no pedestal
J - TracDesk option
W - extended pedestal option
X31 - 3/4 height recessed modesty panel
X41 - full height recessed modesty panel

STANDARD FINISHES

For a complete list of standard wood finishes please see page 114.


GROMMETS


One wiring grommet in standard position is optional at no charge. See page 117 for more wiring grommet information.

PULL LOCATIONS

For details please see page 116.

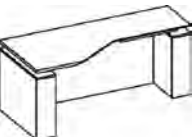
VESTRADA | CREDENZAS

Description	Model	Cherry		W	D	H	KW	Shipping Weight	Cubic Feet
		Maple	Walnut						
Corner Credenza, no Modesty Panel, 32" Bookcase Pedestal 	81CC8032-20-R20L32BC	5241	6028	80	32	29.25	40	210	34
	81CC8032-20-L20R32BC*	5241	6028	80	32	29.25	40	210	34
	81CC8032-20-R24L32BC	5241	6028	80	32	29.25	40	210	34
	81CC8032-20-L24R32BC	5241	6028	80	32	29.25	40	210	34
	81CC8036-24-R20L32BC	5241	6028	80	36	29.25	40	248	40
	81CC8036-24-L20R32BC	5241	6028	80	36	29.25	40	248	40
	81CC8036-24-R24L32BC	5241	6028	80	36	29.25	40	248	40
	81CC8036-24-L24R32BC	5241	6028	80	36	29.25	40	248	40

Corner Credenza, no Modesty Panel, 32" 2 File, V-Ped Pedestal 	81CC8032-20-R20L32DQ	5992	6891	80	32	29.25	40	215	34
	81CC8032-20-L20R32DQ*	5992	6891	80	32	29.25	40	215	34
	81CC8032-20-R24L32DQ	5992	6891	80	32	29.25	40	215	34
	81CC8032-20-L24R32DQ	5992	6891	80	32	29.25	40	215	34
	81CC8036-24-R20L32DQ	6028	6930	80	36	29.25	40	253	40
	81CC8036-24-L20R32DQ	6028	6930	80	36	29.25	40	253	40
	81CC8036-24-R24L32DQ	6028	6930	80	36	29.25	40	253	40
	81CC8036-24-L24R32DQ	6028	6930	80	36	29.25	40	253	40

ORDERING NOTES:

Wire management cut-outs are standard on all corner credenza modesty panels. The first dimension listed after the second "-" indicates connecting side dimensions, e.g. 81CC8036-24-L20R0 has a 20" connecting side. Please note 24" BBF or FF/V-Ped is one component. V-Ped is always towards kneespace and is not available for field installation. Corner Credenzas with V-Peds are NOT available on KrugExpress.

Corner Credenza Shell, Fixed Modesty Panel 	81CC6432-20-R20L0X41	3188	3668	64	32	29.25	48	154	27
	81CC6432-20-L20R0X41	3188	3668	64	32	29.25	48	154	27
	81CC6432-20-R24L0X41	3188	3668	64	32	29.25	48	154	27
	81CC6432-20-L24R0X41	3188	3668	64	32	29.25	48	154	27
	81CC6436-24-R20L0X41	3223	3709	64	36	29.25	48	179	32
	81CC6436-24-L20R0X41	3223	3709	64	36	29.25	48	179	32
	81CC6436-24-R24L0X41	3223	3709	64	36	29.25	48	179	32
	81CC6436-24-L24R0X41	3223	3709	64	36	29.25	48	179	32
	81CC7232-20-R20L0X41	3241	3727	72	32	29.25	56	169	30
	81CC7232-20-L20R0X41*	3241	3727	72	32	29.25	56	169	30
	81CC7232-20-R24L0X41	3241	3727	72	32	29.25	56	169	30
	81CC7232-20-L24R0X41	3241	3727	72	32	29.25	56	169	30
	81CC7236-24-L20R0X41	3265	3753	72	36	29.25	56	198	36
	81CC7236-24-R20L0X41	3265	3753	72	36	29.25	56	198	36
	81CC7236-24-R24L0X41	3265	3753	72	36	29.25	56	198	36
	81CC7236-24-L24R0X41	3265	3753	72	36	29.25	56	198	36
	81CC8032-20-R20L0X41	3277	3767	80	32	29.25	64	167	34
	81CC8032-20-L20R0X41	3277	3767	80	32	29.25	64	167	34
	81CC8032-20-R24L0X41	3277	3767	80	32	29.25	64	167	34
	81CC8032-20-L24R0X41	3277	3767	80	32	29.25	64	167	34
	81CC8036-24-R20L0X41	3342	3844	80	36	29.25	64	215	40
	81CC8036-24-L20R0X41	3342	3844	80	36	29.25	64	215	40
	81CC8036-24-R24L0X41	3342	3844	80	36	29.25	64	215	40
	81CC8036-24-L24R0X41	3342	3844	80	36	29.25	64	215	40

ORDERING PROCEDURE

- To order, please specify the following:
- 1) Krug product model number
 - 2) Wood species and finish, see page 114
 - 3) Pull style and finish, see page 116
 - 4) V-Beam color, see page 117
 - 5) Grommet location and style if applicable

* Indicates model illustrated by line drawing

CODE DESCRIPTION

- L - left hand pedestal position
- R - right hand pedestal position
- D - 2 file drawer
- F - 2 box, 1 file drawer
- 0 - no pedestal
- J - TracDesk option
- W - extended pedestal option
- X31 - 3/4 height recessed modesty panel
- X41 - full height recessed modesty panel

STANDARD FINISHES

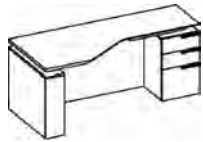
For a complete list of standard wood finishes please see page 114.

GROMMETS

One wiring grommet in standard position is optional at no charge. See page 117 for more wiring grommet information.

GLASS PRIVACY SCREEN

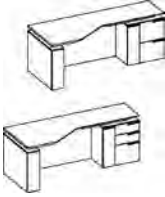
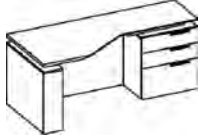
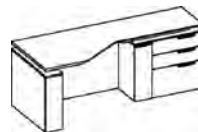
Please see page 204 for glass privacy screen options.

Description	Model	Cherry		W	D	H	KW	Shipping Weight	Cubic Feet
		Maple Walnut	Rift Oak Anigre						
Corner Credenza,	81CC6432-20-R20L16FX41	4155	4780	64	32	29.25	40	186	27
Fixed Modesty	81CC6432-20-R20L16DX41	4155	4780	64	32	29.25	40	186	27
Panel, 16"	81CC6432-20-L20R16FX41*	4155	4780	64	32	29.25	40	186	27
Pedestal	81CC6432-20-L20R16DX41	4155	4780	64	32	29.25	40	186	27
	81CC6432-20-R24L16FX41	4155	4780	64	32	29.25	40	186	27
	81CC6432-20-R24L16DX41	4155	4780	64	32	29.25	40	186	27
	81CC6432-20-L24R16FX41	4155	4780	64	32	29.25	40	186	27
	81CC6432-20-L24R16DX41	4155	4780	64	32	29.25	40	186	27
	81CC6436-24-R20L16FX41	4216	4847	64	36	29.25	40	201	32
	81CC6436-20-R20L16DX41	4216	4847	64	36	29.25	40	201	32
	81CC6436-24-L20R16FX41	4216	4847	64	36	29.25	40	201	32
	81CC6436-24-L20R16DX41	4216	4847	64	36	29.25	40	201	32
	81CC6436-24-R24L16FX41	4216	4847	64	36	29.25	40	201	32
	81CC6436-24-R24L16DX41	4216	4847	64	36	29.25	40	201	32
	81CC6436-24-L24R16FX41	4216	4847	64	36	29.25	40	201	32
	81CC6436-24-L24R16DX41	4216	4847	64	36	29.25	40	201	32
	81CC7232-20-R20L16FX41	4227	4861	72	32	29.25	48	191	30
	81CC7232-20-R20L16DX41	4227	4861	72	32	29.25	48	191	30
	81CC7232-20-L20R16FX41	4227	4861	72	32	29.25	48	191	30
	81CC7232-20-L20R16DX41	4227	4861	72	32	29.25	48	191	30
	81CC7232-20-R24L16FX41	4227	4861	72	32	29.25	48	191	30
	81CC7232-20-L24R16FX41	4227	4861	72	32	29.25	48	191	30
	81CC7232-20-R24L16DX41	4227	4861	72	32	29.25	48	191	30
	81CC7232-20-L24R16DX41	4227	4861	72	32	29.25	48	191	30
	81CC7236-24-R24L16FX41	4322	4972	72	36	29.25	48	220	36
	81CC7236-24-R20L16FX41	4322	4972	72	36	29.25	48	220	36
	81CC7236-24-R20L16DX41	4322	4972	72	36	29.25	48	220	36
	81CC7236-24-L20R16DX41	4322	4972	72	36	29.25	48	220	36
	81CC7236-24-L20R16FX41	4322	4972	72	36	29.25	48	220	36
	81CC7236-24-L24R16FX41	4322	4972	72	36	29.25	48	220	36
	81CC7236-24-L24R16DX41	4322	4972	72	36	29.25	48	220	36
	81CC7236-24-L24R16FX41	4322	4972	72	36	29.25	48	220	36
81CC7236-24-L24R16DX41	4322	4972	72	36	29.25	48	220	36	
81CC8032-20-R20L16FX41	4542	5223	80	32	29.25	56	189	34	
81CC8032-20-R20L16DX41	4542	5223	80	32	29.25	56	189	34	
81CC8032-20-L20R16FX41	4542	5223	80	32	29.25	56	189	34	
81CC8032-20-L20R16DX41	4542	5223	80	32	29.25	56	189	34	
81CC8032-20-R24L16FX41	4542	5223	80	32	29.25	56	189	34	
81CC8032-20-R24L16DX41	4542	5223	80	32	29.25	56	189	34	
81CC8032-20-L24R16FX41	4542	5223	80	32	29.25	56	189	34	
81CC8032-20-L24R16DX41	4542	5223	80	32	29.25	56	189	34	
81CC8036-24-R20L16FX41	4580	5264	80	36	29.25	56	237	40	
81CC8036-24-R20L16DX41	4580	5264	80	36	29.25	56	237	40	
81CC8036-24-L20R16FX41	4580	5264	80	36	29.25	56	237	40	
81CC8036-24-L20R16DX41	4580	5264	80	36	29.25	56	237	40	
81CC8036-24-R24L16FX41	4580	5264	80	36	29.25	56	237	40	
81CC8036-24-L24R16FX41	4580	5264	80	36	29.25	56	237	40	
81CC8036-24-R24L16DX41	4580	5264	80	36	29.25	56	237	40	
81CC8036-24-L24R16DX41	4580	5264	80	36	29.25	56	237	40	

ORDERING NOTES:
 The first dimension after the second "-" indicates connecting side dimensions, e.g. 81CC8036-24-L20R0 has a 20" connecting side

<p>DIMENSION KEY W - width D - depth H - height</p>	<p>CODE DESCRIPTION L - left hand pedestal position R - right hand pedestal position D - 2 file drawers F - 2 box, 1 file drawer 0 - no pedestal Q - V-Ped X41 - full height modesty panel</p>	<p>STANDARD FINISHES For a complete list of standard wood finishes please see page 114.</p> <p>GROMMETS One wiring grommet in standard position is optional at no charge. See page 117 for more wiring grommet information.</p> <p>PULL LOCATIONS For details please see page 116.</p>
---	--	--

VESTRADA | CORNER CREDENZAS

Description	Model	Cherry Maple Walnut			W	D	H	KW	Shipping Weight	Cubic Feet
		Rift Oak	Anigre							
Corner Credenza, Fixed Modesty Panel, 24" 2 Box/ 1 File or 2 File with V-Ped Pedestal 	81CC8032-20-R20L24FQX41	6182	7108		80	32	29.25	48	205	34
	81CC8032-20-R24L24FQX41	6182	7108		80	32	29.25	48	205	34
	81CC8032-20-R20L24DQX41	6182	7108		80	32	29.25	48	205	34
	81CC8032-20-R24L24DQX41*	6182	7108		80	32	29.25	48	205	34
	81CC8032-20-L20R24FQX41	6182	7108		80	32	29.25	48	205	34
	81CC8032-20-L24R24FQX41	6182	7108		80	32	29.25	48	205	34
	81CC8032-20-L20R24DQX41	6182	7108		80	32	29.25	48	205	34
	81CC8032-20-L24R24DQX41	6182	7108		80	32	29.25	48	205	34
	81CC8036-24-R20L24FQX41	6219	7153		80	36	29.25	48	253	40
	81CC8036-24-R24L24FQX41	6219	7153		80	36	29.25	48	253	40
	81CC8036-24-R20L24DQX41	6219	7153		80	36	29.25	48	253	40
	81CC8036-24-R24L24DQX41	6219	7153		80	36	29.25	48	253	40
	81CC8036-24-L20R24FQX41	6219	7153		80	36	29.25	48	253	40
	81CC8036-24-L24R24FQX41	6219	7153		80	36	29.25	48	253	40
	81CC8036-24-L20R24DQX41	6219	7153		80	36	29.25	48	253	40
	81CC8036-24-L24R24DQX41	6219	7153		80	36	29.25	48	253	40
Corner Credenza, Fixed Modesty Panel, 24" 2 Box/ 1 File 	81CC7232-20-R20L24FX41	4564	5248		72	32	29.25	40	207	30
	81CC7232-20-R24L24FX41	4564	5248		72	32	29.25	40	207	30
	81CC7232-20-L20R24FX41*	4564	5248		72	32	29.25	40	207	30
	81CC7232-20-L24R24FX41	4564	5248		72	32	29.25	40	207	30
	81CC7236-24-R20L24FX41	4669	5368		72	36	29.25	40	236	36
	81CC7236-24-R24L24FX41	4669	5368		72	36	29.25	40	236	36
	81CC7236-24-L20R24FX41	4669	5368		72	36	29.25	40	236	36
	81CC7236-24-L24R24FX41	4669	5368		72	36	29.25	40	236	36
	81CC8032-20-R20L24FX41	4679	5381		80	32	29.25	48	205	34
	81CC8032-20-R24L24FX41	4679	5381		80	32	29.25	48	205	34
	81CC8032-20-L20R24FX41	4679	5381		80	32	29.25	48	205	34
	81CC8032-20-L24R24FX41	4679	5381		80	32	29.25	48	205	34
	81CC8036-24-R20L24FX41	4718	5425		80	36	29.25	48	253	40
	81CC8036-24-R24L24FX41	4718	5425		80	36	29.25	48	253	40
	81CC8036-24-L20R24FX41	4718	5425		80	36	29.25	48	253	40
	81CC8036-24-L24R24FX41	4718	5425		80	36	29.25	48	253	40
Corner Credenza, Fixed Modesty Panel, 32" 2 Box/ 1 File or 2 File with V-Ped Pedestal 	81CC8032-20-R20L32FQX41	6318	7267		80	32	29.25	40	231	34
	81CC8032-20-R20L32DQX41	6318	7267		80	32	29.25	40	231	34
	81CC8032-20-R24L32FQX41	6318	7267		80	32	29.25	40	231	34
	81CC8032-20-R24L32DQX41	6318	7267		80	32	29.25	40	231	34
	81CC8032-20-L20R32FQX41*	6318	7267		80	32	29.25	40	231	34
	81CC8032-20-L24R32FQX41	6318	7267		80	32	29.25	40	231	34
	81CC8032-20-L20R32DQX41	6318	7267		80	32	29.25	40	231	34
	81CC8032-20-L24R32DQX41	6318	7267		80	32	29.25	40	231	34
	81CC8036-24-R20L32FQX41	6357	7310		80	36	29.25	40	269	40
	81CC8036-24-R24L32FQX41	6357	7310		80	36	29.25	40	269	40
	81CC8036-24-R20L32DQX41	6357	7310		80	36	29.25	40	269	40
	81CC8036-24-R24L32DQX41	6357	7310		80	36	29.25	40	269	40
	81CC8036-24-L20R32FQX41	6357	7310		80	36	29.25	40	269	40
	81CC8036-24-L24R32FQX41	6357	7310		80	36	29.25	40	269	40
	81CC8036-24-L20R32DQX41	6357	7310		80	36	29.25	40	269	40
	81CC8036-24-L24R32DQX41	6357	7310		80	36	29.25	40	269	40

ORDERING NOTES: Wire management cut-outs are standard on all corner credenza modesty panels. The first dimension listed after the second "-" indicates connecting side dimensions, e.g. 81CC8036-24-L20R0 has a 20" connecting side. Please note 24" BBF or FF/V-Ped is one component. V-Ped is always towards kneespace and is not available for field installation. Corner Credenzas with V-Peds are NOT available on KrugExpress.

ORDERING PROCEDURE

To order, please specify the following:

- 1) Krug product model number
- 2) Wood species and finish, see page 114
- 3) Pull style and finish, see page 116
- 4) V-Beam color, see page 117
- 5) Grommet location and style if applicable

* Indicates model illustrated by line drawing

CODE DESCRIPTION

- L - left hand pedestal position
- R - right hand pedestal position
- D - 2 file drawers
- F - 2 box, 1 file drawer
- 0 - no pedestal
- Q - V-Ped
- X41 - full height modesty panel

STANDARD FINISHES

For a complete list of standard wood finishes please see page 114.

GROMMETS

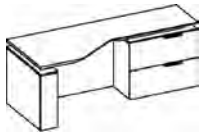
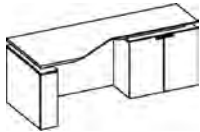
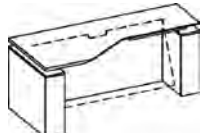
One wiring grommet in standard position is optional at no charge. See page 117 for more wiring grommet information.

GLASS PRIVACY SCREEN

Please see page 204 for glass privacy screen options.

CASEGOODS | USA | 177

VESTRADA | CREDENZAS

Description	Model	Cherry		W	D	H	KW	Shipping Weight	Cubic Feet	
		Maple	Walnut							
		Rift Oak	Anigre							
	Corner Credenza, Fixed Modesty Panel, 32" Lateral File Pedestal	81CC8032-20-R20L3201X41*	6188	7119	80	32	29.25	40	231	34
		81CC8032-20-R24L3201X41	6188	7119	80	32	29.25	40	231	34
		81CC8032-20-L20R3201X41	6188	7119	80	32	29.25	40	231	34
		81CC8032-20-L24R3201X41	6188	7119	80	32	29.25	40	231	34
		81CC8036-24-R20L3201X41	6280	7219	80	36	29.25	40	269	40
		81CC8036-24-R24L3201X41	6280	7219	80	36	29.25	40	269	40
		81CC8036-24-L20R3201X41	6280	7219	80	36	29.25	40	269	40
		81CC8036-24-L24R3201X41	6280	7219	80	36	29.25	40	269	40
	Corner Credenza, Fixed Modesty Panel, 32" Bookcase Pedestal	81CC8032-20-R20L32BCX41	5636	6482	80	32	29.25	40	226	34
		81CC8032-20-R24L32BCX41	5636	6482	80	32	29.25	40	226	34
		81CC8032-20-L20R32BCX41*	5636	6482	80	32	29.25	40	226	34
		81CC8032-20-L24R32BCX41	5636	6482	80	32	29.25	40	226	34
		81CC8036-24-R20L32BCX41	5719	6578	80	36	29.25	40	259	40
		81CC8036-24-R24L32BCX41	5719	6578	80	36	29.25	40	259	40
		81CC8036-24-L20R32BCX41	5719	6578	80	36	29.25	40	259	40
		81CC8036-24-L24R32BCX41	5719	6578	80	36	29.25	40	259	40
	Corner Credenza Shell, Hinged Modesty Panel	81CCY6432-20-R20L0X41	3505	4029	64	32	29.25	48	154	27
		81CCY6432-20-L20R0X41	3505	4029	64	32	29.25	48	154	27
		81CCY6432-20-R24L0X41	3505	4029	64	32	29.25	48	154	27
		81CCY6432-20-L24R0X41	3505	4029	64	32	29.25	48	154	27
		81CCY6436-24-R20L0X41	3547	4083	64	36	29.25	48	179	32
		81CCY6436-24-L20R0X41	3547	4083	64	36	29.25	48	179	32
		81CCY6436-24-R24L0X41	3547	4083	64	36	29.25	48	179	32
		81CCY6436-24-L24R0X41	3547	4083	64	36	29.25	48	179	32
		81CCY7232-20-R20L0X41	3563	4098	72	32	29.25	56	169	30
		81CCY7232-20-L20R0X41*	3563	4098	72	32	29.25	56	169	30
		81CCY7232-20-R24L0X41	3563	4098	72	32	29.25	56	169	30
		81CCY7232-20-L24R0X41	3563	4098	72	32	29.25	56	169	30
		81CCY7236-24-R20L0X41	3591	4130	72	36	29.25	56	198	36
		81CCY7236-24-L20R0X41	3591	4130	72	36	29.25	56	198	36
		81CCY7236-24-R24L0X41	3591	4130	72	36	29.25	56	198	36
		81CCY7236-24-L24R0X41	3591	4130	72	36	29.25	56	198	36
		81CCY8032-20-R20L0X41	3604	4143	80	32	29.25	64	167	34
		81CCY8032-20-L20R0X41	3604	4143	80	32	29.25	64	167	34
		81CCY8032-20-R24L0X41	3604	4143	80	32	29.25	64	167	34
		81CCY8032-20-L24R0X41	3604	4143	80	32	29.25	64	167	34
	81CCY8036-24-R20L0X41	3673	4224	80	36	29.25	64	215	40	
	81CCY8036-24-R24L0X41	3673	4224	80	36	29.25	64	215	40	
	81CCY8036-24-L20R0X41	3673	4224	80	36	29.25	64	215	40	
	81CCY8036-24-L24R0X41	3673	4224	80	36	29.25	64	215	40	

ORDERING NOTES:

The first dimension after the second "-" indicates connecting side dimensions, e.g. 81CC8036-24-L20R0 has a 20" connecting side

DIMENSION KEY

W - width
D - depth
H - height

CODE DESCRIPTION

L - left hand pedestal position
R - right hand pedestal position
D - 2 file drawer
F - 2 box, 1 file drawer
0 - no pedestal
J - TracDesk option
W - extended pedestal option
X31 - 3/4 height recessed modesty panel
X41 - full height recessed modesty panel

STANDARD FINISHES

For a complete list of standard wood finishes please see page 114.

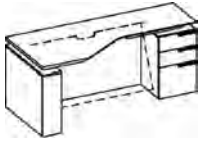
GROMMETS

One wiring grommet in standard position is optional at no charge. See page 117 for more wiring grommet information.

PULL LOCATIONS

For details please see page 116.

VESTRADA | CORNER CREDENZAS

Description	Model	Wood Species			W	D	H	KW	Shipping Weight	Cubic Feet
		Cherry	Maple	Walnut						
Corner Credenza,	81CCY6432-20-R20L16FX41	4572	5259		64	32	29.25	40	186	27
Hinged Modesty	81CCY6432-20-R20L16DX41	4572	5259		64	32	29.25	40	186	27
Panel, 16"	81CCY6432-20-L20R16FX41*	4572	5259		64	32	29.25	40	186	27
Pedestal	81CCY6432-20-L20R16DX41	4572	5259		64	32	29.25	40	186	27
	81CCY6432-20-R24L16FX41	4572	5259		64	32	29.25	40	186	27
	81CCY6432-20-R24L16DX41	4572	5259		64	32	29.25	40	186	27
	81CCY6432-20-L24R16FX41	4572	5259		64	32	29.25	40	186	27
	81CCY6432-20-L24R16DX41	4572	5259		64	32	29.25	40	186	27
	81CCY6436-24-R20L16FX41	4639	5336		64	36	29.25	40	201	32
	81CCY6436-24-R20L16DX41	4639	5336		64	36	29.25	40	201	32
	81CCY6436-24-L20R16FX41	4639	5336		64	36	29.25	40	201	32
	81CCY6436-24-L20R16DX41	4639	5336		64	36	29.25	40	201	32
	81CCY6436-24-R24L16FX41	4639	5336		64	36	29.25	40	201	32
	81CCY6436-24-R24L16DX41	4639	5336		64	36	29.25	40	201	32
	81CCY6436-24-L24R16FX41	4639	5336		64	36	29.25	40	201	32
	81CCY6436-24-L24R16DX41	4639	5336		64	36	29.25	40	201	32
	81CCY7232-20-R20L16FX41	4648	5345		72	32	29.25	48	191	30
	81CCY7232-20-R24L16FX41	4648	5345		72	32	29.25	48	191	30
	81CCY7232-20-L20R16FX41	4648	5345		72	32	29.25	48	191	30
	81CCY7232-20-L24R16FX41	4648	5345		72	32	29.25	48	191	30
	81CCY7232-20-R20L16DX41	4648	5345		72	32	29.25	48	191	30
	81CCY7232-20-R24L16DX41	4648	5345		72	32	29.25	48	191	30
	81CCY7232-20-L20R16DX41	4648	5345		72	32	29.25	48	191	30
	81CCY7232-20-L24R16DX41	4648	5345		72	32	29.25	48	191	30
	81CCY7236-24-R20L16FX41	4756	5470		72	36	29.25	48	220	36
	81CCY7236-24-R24L16FX41	4756	5470		72	36	29.25	48	220	36
	81CCY7236-24-L20R16FX41	4756	5470		72	36	29.25	48	220	36
	81CCY7236-24-L24R16FX41	4756	5470		72	36	29.25	48	220	36
	81CCY7236-24-R20L16DX41	4756	5470		72	36	29.25	48	220	36
81CCY7236-24-R24L16DX41	4756	5470		72	36	29.25	48	220	36	
81CCY7236-24-L20R16DX41	4756	5470		72	36	29.25	48	220	36	
81CCY7236-24-L24R16DX41	4756	5470		72	36	29.25	48	220	36	
81CCY8032-20-R20L16FX41	4996	5746		80	32	29.25	56	189	34	
81CCY8032-20-R24L16FX41	4996	5746		80	32	29.25	56	189	34	
81CCY8032-20-L20R16FX41	4996	5746		80	32	29.25	56	189	34	
81CCY8032-20-L24R16FX41	4996	5746		80	32	29.25	56	189	34	
81CCY8032-20-R20L16DX41	4996	5746		80	32	29.25	56	189	34	
81CCY8032-20-R24L16DX41	4996	5746		80	32	29.25	56	189	34	
81CCY8032-20-L20R16DX41	4996	5746		80	32	29.25	56	189	34	
81CCY8032-20-L24R16DX41	4996	5746		80	32	29.25	56	189	34	
81CCY8036-24-R20L16FX41	5037	5793		80	36	29.25	56	237	40	
81CCY8036-24-R24L16FX41	5037	5793		80	36	29.25	56	237	40	
81CCY8036-24-L20R16FX41	5037	5793		80	36	29.25	56	237	40	
81CCY8036-24-L24R16FX41	5037	5793		80	36	29.25	56	237	40	
81CCY8036-24-R20L16DX41	5037	5793		80	36	29.25	56	237	40	
81CCY8036-24-R24L16DX41	5037	5793		80	36	29.25	56	237	40	
81CCY8036-24-L20R16DX41	5037	5793		80	36	29.25	56	237	40	
81CCY8036-24-L24R16DX41	5037	5793		80	36	29.25	56	237	40	

ORDERING NOTES: Wire management cut-outs are standard on all corner credenza modesty panels. The first dimension listed after the second "-" indicates connecting side dimensions, e.g. 81CC8036-24-L20R0 has a 20" connecting side. Please note 24" BBF or FF/V-Ped is one component. V-Ped is always towards kneespace and is not available for field installation. Corner Credenzas with V-Peds are NOT available on KrugExpress.

ORDERING PROCEDURE

To order, please specify the following:

- 1) Krug product model number
- 2) Wood species and finish, see page 115
- 3) Pull style and finish, see page 116
- 4) V-Beam color, see page 117
- 5) Grommet location and style if applicable

* Indicates model illustrated by line drawing

CODE DESCRIPTION

- L - left hand pedestal position
- R - right hand pedestal position
- D - 2 file drawers
- F - 2 box, 1 file drawer
- 0 - no pedestal
- Q - V-Ped
- X41 - full height modesty panel

STANDARD FINISHES

For a complete list of standard wood finishes please see page 114.

GROMMETS

One wiring grommet in standard position is optional at no charge. See page 117 for more wiring grommet information.

GLASS PRIVACY SCREEN

Please see page 204 for glass privacy screen options.

CASEGOODS | USA | 179

VESTRADA | CORNER CREDENZAS

Description	Model	Finish				W	D	H	KW	Shipping Weight	Cubic Feet
		Cherry	Maple	Walnut	Rift Oak						
Corner Credenza, Hinged Modesty Panel, 24" 2 Box/ 1 File or 2 File with V-Ped Pedestal	81CCY8032-20-R20L24FQX41	6798	7820	80	32	29.25	48	205	34		
	81CCY8032-20-L20R24FQX41	6798	7820	80	32	29.25	48	205	34		
	81CCY8032-20-R20L24DQX41	6798	7820	80	32	29.25	48	205	34		
	81CCY8032-20-L20R24DQX41*	6798	7820	80	32	29.25	48	205	34		
	81CCY8032-20-R24L24FQX41	6798	7820	80	32	29.25	48	205	34		
	81CCY8032-20-R24L24DQX41	6798	7820	80	32	29.25	48	205	34		
	81CCY8032-20-L24R24FQX41	6798	7820	80	32	29.25	48	205	34		
	81CCY8032-20-L24R24DQX41	6798	7820	80	32	29.25	48	205	34		
	81CCY8036-24-R20L24FQX41	6842	7868	80	36	29.25	48	237	40		
	81CCY8036-24-R20L24DQX41	6842	7868	80	36	29.25	48	205	34		
	81CCY8036-24-L20R24FQX41	6842	7868	80	36	29.25	48	205	34		
	81CCY8036-24-L20R24DQX41	6842	7868	80	36	29.25	48	205	34		
	81CCY8036-24-R24L24FQX41	6842	7868	80	36	29.25	48	237	40		
	81CCY8036-24-R24L24DQX41	6842	7868	80	36	29.25	48	205	34		
	81CCY8036-24-L24R24FQX41	6842	7868	80	36	29.25	48	205	34		
81CCY8036-24-L24R24DQX41	6842	7868	80	36	29.25	48	205	34			
Corner Credenza, Hinged Modesty Panel, 24" 2 Box/ 1 File Pedestal	81CCY7232-20-R20L24FX41	5021	5771	72	32	29.25	40	207	30		
	81CCY7232-20-R24L24FX41	5021	5771	72	32	29.25	40	207	30		
	81CCY7232-20-L20R24FX41*	5021	5771	72	32	29.25	40	207	30		
	81CCY7232-20-L24R24FX41	5021	5771	72	32	29.25	40	207	30		
	81CCY7236-24-R20L24FX41	5137	5906	72	36	29.25	40	236	36		
	81CCY7236-24-R24L24FX41	5137	5906	72	36	29.25	40	236	36		
	81CCY7236-24-L20R24FX41	5137	5906	72	36	29.25	40	236	36		
	81CCY7236-24-L24R24FX41	5137	5906	72	36	29.25	40	236	36		
	81CCY8032-20-R20L24FX41	5145	5918	80	32	29.25	48	205	34		
	81CCY8032-20-R24L24FX41	5145	5918	80	32	29.25	48	205	34		
	81CCY8032-20-L20R24FX41	5145	5918	80	32	29.25	48	205	34		
	81CCY8032-20-L24R24FX41	5145	5918	80	32	29.25	48	205	34		
	81CCY8036-24-R20L24FX41	5190	5969	80	36	29.25	48	253	40		
	81CCY8036-24-R24L24FX41	5190	5969	80	36	29.25	48	253	40		
	81CCY8036-24-L20R24FX41	5190	5969	80	36	29.25	48	253	40		
81CCY8036-24-L24R24FX41	5190	5969	80	36	29.25	48	253	40			
Corner Credenza, Hinged Modesty Panel, 32" 2 Box/ 1 File with V-Ped	81CCY8032-20-R20L32FQX41	6948	7990	80	32	29.25	40	231	34		
	81CCY8032-20-R24L32FQX41	6948	7990	80	32	29.25	40	231	34		
	81CCY8032-20-L20R32FQX41*	6948	7990	80	32	29.25	40	231	34		
	81CCY8032-20-L24R32FQX41	6948	7990	80	32	29.25	40	231	34		
	81CCY8036-24-R20L32FQX41	6991	8040	80	36	29.25	40	269	40		
	81CCY8036-24-R24L32FQX41	6991	8040	80	36	29.25	40	269	40		
	81CCY8036-24-L20R32FQX41	6991	8040	80	36	29.25	40	269	40		
	81CCY8036-24-L24R32FQX41	6991	8040	80	36	29.25	40	269	40		

ORDERING NOTES: Wire management cut-outs are standard on all corner credenza modesty panels. The first dimension listed after the second "-" indicates connecting side dimensions, e.g. 81CC8036-24-L20R0 has a 20" connecting side. Please note 24" BBF or FF/V-Ped is one component. V-Ped is always towards kneespace and is not available for field installation. Corner Credenzas with V-Peds are NOT available on KrugExpress.

DIMENSION KEY

W - width
 D - depth
 H - height

CODE DESCRIPTION

L - left hand pedestal position
 R - right hand pedestal position
 D - 2 file drawer
 F - 2 box, 1 file drawer
 0 - no pedestal
 J - TracDesk option
 W - extended pedestal option
 X31 - 3/4 height recessed modesty panel
 X41 - full height recessed modesty panel

STANDARD FINISHES

For a complete list of standard wood finishes please see page 114.


GROMMETS


One wiring grommet in standard position is optional at no charge. See page 117 for more wiring grommet information.

PULL LOCATIONS

For details please see page 116.

VESTRADA | CORNER CREDENZAS

Description	Model	Cherry		W	D	H	KW	Shipping Weight	Cubic Feet
		Maple	Walnut						
	81CCY8032-20-R20L3201X41	6807	7829	80	32	29.25	40	231	34
	81CCY8032-20-R24L3201X41	6807	7829	80	32	29.25	40	231	34
	81CCY8032-20-L20R3201X41*	6807	7829	80	32	29.25	40	231	34
	81CCY8032-20-L24R3201X41	6807	7829	80	32	29.25	40	231	34
	81CCY8036-24-R20L3201X41	6905	7940	80	36	29.25	40	269	40
	81CCY8036-24-R24L3201X41	6905	7940	80	36	29.25	40	269	40
	81CCY8036-24-L20R3201X41	6905	7940	80	36	29.25	40	269	40
	81CCY8036-24-L24R3201X41	6905	7940	80	36	29.25	40	269	40

	81CCY8032-20-R20L32BCX41	6198	7129	80	32	29.25	40	226	34
	81CCY8032-20-R24L32BCX41	6198	7129	80	32	29.25	40	226	34
	81CCY8032-20-L20R32BCX41*	6198	7129	80	32	29.25	40	226	34
	81CCY8032-20-L24R32BCX41	6198	7129	80	32	29.25	40	226	34
	81CCY8036-24-L20R32BCX41	6292	7236	80	36	29.25	40	259	40
	81CCY8036-24-R20L32BCX41	6292	7236	80	36	29.25	40	259	40
	81CCY8036-24-R24L32BCX41	6292	7236	80	36	29.25	40	259	40
	81CCY8036-24-L24R32BCX41	6292	7236	80	36	29.25	40	259	40

ORDERING NOTES: Wire management cut-outs are standard on all corner credenza modesty panels. The first dimension listed after the second "-" indicates connecting side dimensions, e.g. 81CC8036-24-L20R0 has a 20" connecting side. Please note 24" BBF or FF/V-Ped is one component. V-Ped is always towards kneespace and is not available for field installation. Corner Credenzas with V-Peds are NOT available on KrugExpress.

ORDERING PROCEDURE

To order, please specify the following:

- 1) Krug product model number
- 2) Wood species and finish, see page 114
- 3) Pull style and finish, see page 115
- 4) V-Beam color, see page 117
- 5) Grommet location and style if applicable

* Indicates model illustrated by line drawing

CODE DESCRIPTION

- L - left hand pedestal position
- R - right hand pedestal position
- D - 2 file drawers
- F - 2 box, 1 file drawer
- 0 - no pedestal
- Q - V-Ped
- X41 - full height modesty panel

STANDARD FINISHES

For a complete list of standard wood finishes please see page 114.

GROMMETS

One wiring grommet in standard position is optional at no charge. See page 117 for more wiring grommet information.

GLASS PRIVACY SCREEN

Please see page 204 for glass privacy screen options.

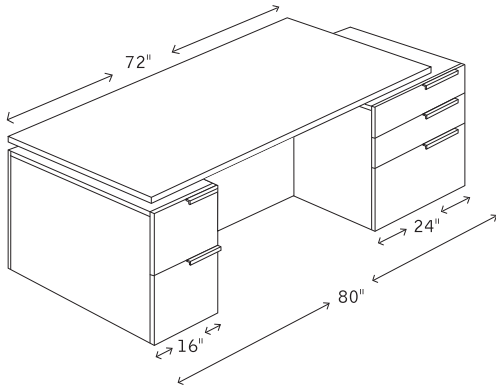
CASEGOODS | USA | 181

ORDERING VESTRADA MODULAR COMPONENTS

STEP 1

TOPS

Determine the size and shape of worksurface you require and find the corresponding model number (see page 188).
 Example: A 72" x 36" rectangular desk top is listed as 81TPD-7236.



Installation Note

Case tops feature factory installed inserts while pedestals have blind holes which can be drilled out, and the top bolted in place as per the installation instructions. This provides 16" of pedestal under the top unless the pedestal features a V-Ped, in which case 24" of pedestal lies beneath the top. For situations where tops are not bolted into place, anti-skid tape is provided to be applied to the under side of the V-Beam. In this scenario a minimum of 12" of pedestal must support the top on both sides.

NOTE:

If you plan to order pedestals that extend out from the top, please take into consideration the overall floor space you have to work with when ordering your top size.

STEP 2

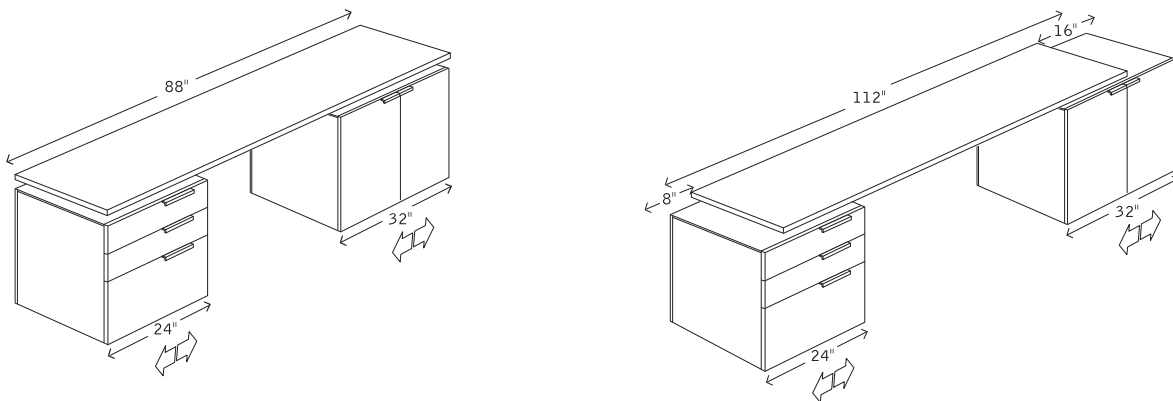
PEDESTALS

Determine the pedestal type, width and depth required, and find the corresponding model number (see pages 201-208). The pedestal(s) selected should be the same depth as the top that is ordered. If ordering a face mounted glass modesty panel, the pedestal(s) selected should be 6" less in depth than the top depth.

Pedestals may be positioned entirely under the worksurface or can extend out left or right from beneath the worksurface. A minimum of 16" of pedestal width must be located directly under the worksurface if the top is to be bolted in place. If the need to fill floor space exists, a minimum of 12" of pedestal must support the worksurface. However, in this situation, the top cannot be bolted into place, but rather placed on top of the pedestals with anti-skid tape to hold the top in place. These rules must be taken into consideration when determining what top, pedestal(s) and modesty panels to order.

Example: An 88" top with a 24" left pedestal and a 32" right pedestal can be extended to give an overall unit width of 112".

NOTE: An 18" deep pedestal is required if positioning a pedestal in front of a modesty panel due to the inset of the V-Beam. Only the pedestals listed in 18" depths are available.



VESTRADA | MODULAR GUIDELINES

STEP 3

MODESTY PANELS

Modesty panels are available in a variety of sizes and materials. Please refer to the following chart to find applicable modesty panel for specific tops

Top Type	Modesty Type Available	Top Size
Rectangular Top Desk	3/4 & Full Height Wood	64" - 96"
	Face mounted Wood/Glass	72" - 88"
Elliptical Top Desk	Face mounted Glass	72" - 88"
Credenza	Full Height Wood*	64" - 96"
	Hinged Wood**	64" - 96"
Return	Full Height Wood***	36" - 88"
	Hinged Wood**	36" - 88"

* Wire management cut-out option available at **\$194 list**

** Features wire management cut-out as standard

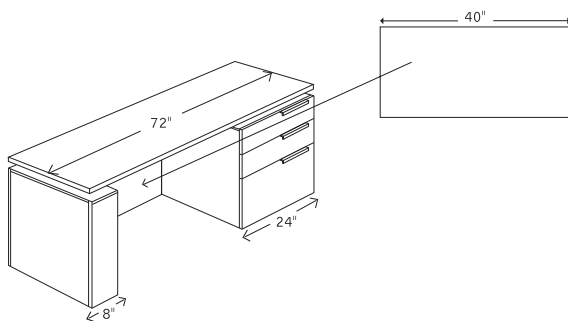
*** Wire management cut-out option available on wood modesty panel at **\$194 list**

Recessed Modesty Panels

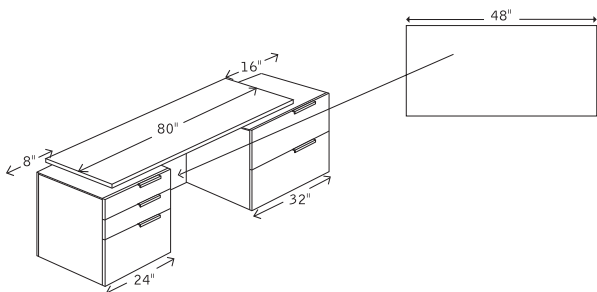
Determine the modesty panel style and size, and find the corresponding model number (see pages 209-210).

Modesty panel sizes are determined by subtracting the widths of the pedestals or supports that are located directly underneath the work-surface from your top width.

Example: A 72" top with a 24" pedestal on the right and an 8" support on the left would require a 40" wide modesty panel (72 minus 24 minus 8 = 40).

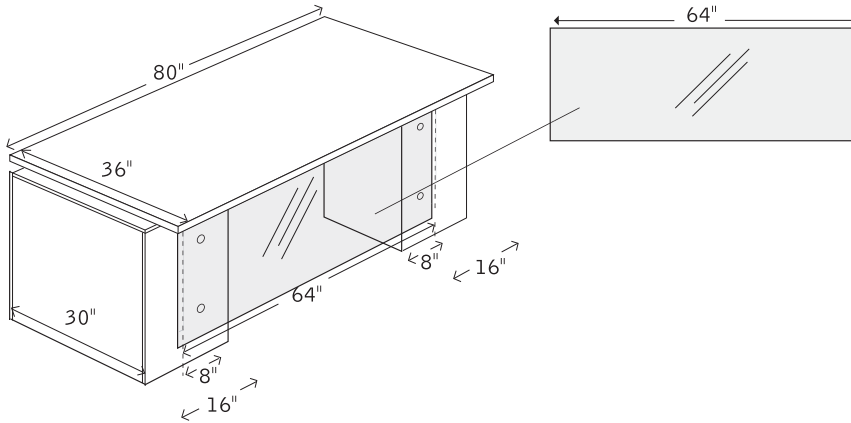


If specifying extended pedestals, at least 16" of each extended pedestal must be located underneath the worksurface if the top is to be bolted in place. Likewise, 12" of pedestal must support the top if only using the anti-skid tape method of installing. To determine the size of modesty panel required when using extended pedestals, subtract only the amount of each pedestal that is located directly underneath the worksurface from the overall worksurface width to determine the modesty panel width required.



Face Mounted Modesty Panels

Face mounted glass or wood modesty panel widths are determined by subtracting 16" of width from the top size you are ordering. The reasoning behind this formula is simple. Face mounted modesty panels must attach to 8" of pedestal left and right. For this to work, the pedestals must be 16" wide minimum and must always be 6" shallower than the top depth. Please note that 8" modular support pedestals will not support a face mounted modesty panel. Example: If ordering an 80" top, the face mounted glass modesty panel required is 64" wide, regardless of pedestal widths (starting with 16" pedestals).

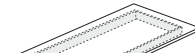


Modesty panels are available in a limited number of widths. This must be taken into consideration when planning out exactly how pedestals are to be situated. For example, you cannot have 51" of space between the pedestals because there is not a 67" modesty panel available. If a 51" kneespace is required, simply do not order a modesty panel. All available modesty panel widths are listed in the modular components section on pages 209-210.


If planning on extending or retracting your pedestal(s) into different positions in the future, a modesty panel should not be specified, as this will limit future space planning.

VESTRADA modular components are shipped with very durable anti-skid tape. The tape is designed to facilitate the need to move pedestals inward and outward as required, but prevents the top from moving when placed over the pedestals. Remember, a minimum of 12" of pedestal must be below the top for VESTRADA casegoods to be structurally supportive with the anti-skid tape method of installing, and 16" of pedestal below the worksurface to bolt the top in place.

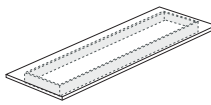
VESTRADA | MODULAR TOPS

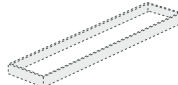
Description	Model	Cherry		W	D	H	KW	Shipping Weight	Cubic Feet
		Maple	Walnut						
		Rift Oak	Anigre						
 Desk Top, Rectangular	81TPD6430	1282	1474	64	30	3.13		82	4
	81TPD7236	1403	1613	72	36	3.13		118	6
	81TPD8036*	1494	1717	80	36	3.13		132	7
	81TPD8836	1543	1776	88	36	3.13		132	7
	81TPD9636	1613	1856	96	36	3.13		153	8

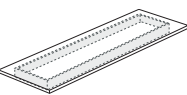
ORDERING NOTES: Model numbers above represent tops to be used in conjunction with recessed modesty panels. Tops ship with V-Beam attached. For tops to be used in conjunction with face mounted modesty panels, add 'Z' to model number prefix, e.g., 81TPDZ

Description	Model	Cherry		W	D	H	KW	Shipping Weight	Cubic Feet
		Maple	Walnut						
		Rift Oak	Anigre						
 Desk Top, Elliptical	81TPDEZ7236	2345	2697	72	36	3.13		78	6
	81TPDEZ8036*	2486	2858	80	36	3.13		108	7

ORDERING NOTES: Elliptical tops are only used in conjunction with face mounted glass modesty panels. Tops ship with V-Beam attached. Pedestals for elliptical tops require a designation of PEZ. This item is not available on KrugExpress.

Description	Model	Cherry		W	D	H	KW	Shipping Weight	Cubic Feet
		Maple	Walnut						
		Rift Oak	Anigre						
 Credenza Top	81TPC6420	1252	1440	64	20	3.13		53	4
	81TPC6424	1292	1485	64	24	3.13		61	3
	81TPC7220	1298	1492	72	20	3.13		63	4
	81TPC7224	1334	1535	72	24	3.13		65	4
	81TPC8020	1347	1551	80	20	3.13		71	5
	81TPC8024	1369	1570	80	24	3.13		73	4
	81TPC8820	1383	1590	88	20	3.13		82	5
	81TPC8824*	1405	1617	88	24	3.13		84	4
	81TPC9620	1420	1633	96	20	3.13		87	5
	81TPC9624	1433	1646	96	24	3.13		89	5

Description	Model	Cherry		W	D	H	KW	Shipping Weight	Cubic Feet
		Maple	Walnut						
		Rift Oak	Anigre						
 Credenza Top for TracDesks	81TPC8020J	1875	2157	80	20	3.13		71	5
	81TPC8024J	1941	2232	80	24	3.13		73	4
	81TPC8820J	1938	2229	88	20	3.13		82	5
	81TPC8824J*	1989	2286	88	24	3.13		84	5
	81TPC9620J	1962	2255	96	20	3.13		87	5
	81TPC9624J	2023	2324	96	24	3.13		89	5

Description	Model	Cherry		W	D	H	KW	Shipping Weight	Cubic Feet
		Maple	Walnut						
		Rift Oak	Anigre						
 Credenza Top for TracDesks	81TPR3620L	924	1063	36	20	3.13		34	15
	81TPR3620R	924	1063	36	20	3.13		34	15
	81TPR3624L	934	1073	36	24	3.13		48	17
	81TPR3624R	934	1073	36	24	3.13		48	17
	81TPR4020L	959	1106	40	20	3.13		40	19
	81TPR4020R	959	1106	40	20	3.13		40	19
	81TPR4020L	988	1137	40	24	3.13		62	21
	81TPR4024R	988	1137	40	24	3.13		62	21
	81TPR4820L	1012	1164	48	20	3.13		58	29
	81TPR4820R	1012	1164	48	20	3.13		58	29
	81TPR4824L	1033	1190	48	24	3.13		77	36
	81TPR4824R	1033	1190	48	24	3.13		77	36

ORDERING PROCEDURE

To order, please specify the following:

- 1) Krug product model number
- 2) Wood species and finish, see page 114
- 3) Pull style and finish, see page 115
- 4) V-Beam color, see page 117
- 5) Grommet location and style if applicable

* Indicates model illustrated by line drawing

CODE DESCRIPTION

L - left hand pedestal position
 R - right hand pedestal position
 D - 2 file drawer
 F - 2 box, 1 file drawer
 0 - no pedestal
 J - TracDesk option
 W - extended pedestal option
 X31 - 3/4 height recessed modesty panel
 X41 - full height recessed modesty panel

STANDARD FINISHES

For a complete list of standard wood finishes please see page 114.

GROMMETS

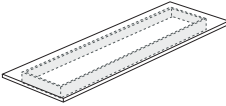

One wiring grommet in standard position is optional at no charge. See page 117 for more wiring grommet information.

GLASS PRIVACY SCREEN

Please see page 204 for glass privacy screen options.

CASEGOODS | USA | 185

VESTRADA | MODULAR TOPS

Description	Model	Cherry		W	D	H	Shipping Weight	Cubic Feet
		Maple Walnut Rift Oak	Anigre					
Return Top continued 	81TPR5620L	1039	1197	56	20	3.13	70	39
	81TPR5620R	1039	1197	56	20	3.13	70	39
	81TPR5624L*	1054	1210	56	24	3.13	91	41
	81TPR5624R	1054	1210	56	24	3.13	91	41
	81TPR6020L	1103	1270	60	20	3.13	80	45
	81TPR6020R	1103	1270	60	20	3.13	80	45
	81TPR6024L	1137	1307	60	24	3.13	93	52
	81TPR6024R	1137	1307	60	24	3.13	93	52
	81TPR6420L	1252	1440	64	20	3.13	82	53
	81TPR6420R	1252	1440	64	20	3.13	82	53
	81TPR6424L	1292	1485	64	34	3.13	107	61
	81TPR6424R	1292	1485	64	34	3.13	107	61
	81TPR6430L	1342	1545	64	30	3.13	118	58
	81TPR6430R	1342	1545	64	30	3.13	118	58
	81TPR6436L	1405	1617	64	36	3.13	130	60
	81TPR6436R	1405	1617	64	36	3.13	130	60
	81TPR7220L	1298	1492	72	20	3.13	107	63
	81TPR7220R	1298	1492	72	20	3.13	107	63
	81TPR7224L	1334	1535	72	24	3.13	118	65
	81TPR7224R	1334	1535	72	24	3.13	118	65
	81TPR7230L	1408	1618	72	30	3.13	130	68
	81TPR7230R	1408	1618	72	30	3.13	130	68
	81TPR7236L	1473	1692	72	36	3.13	142	70
	81TPR7236R	1473	1692	72	36	3.13	142	70
	81TPR8020L	1347	1551	80	20	3.13	118	74
	81TPR8020R	1347	1551	80	20	3.13	118	74
	81TPR8024L	1369	1570	80	24	3.13	130	76
	81TPR8024R	1369	1570	80	24	3.13	130	76
	81TPR8030L	1478	1697	80	30	3.13	142	79
	81TPR8030R	1478	1697	80	30	3.13	142	79
	81TPR8036L	1563	1798	80	36	3.13	159	81
	81TPR8036R	1563	1798	80	36	3.13	159	81
	81TPR8820L	1383	1590	88	20	3.13	130	84
	81TPR8820R	1383	1590	88	20	3.13	130	84
	81TPR8824L	1405	1617	88	24	3.13	142	86
	81TPR8824R	1405	1617	88	24	3.13	142	86
	81TPR8830L	1526	1753	88	30	3.13	159	89
	81TPR8830R	1526	1753	88	30	3.13	159	89
	81TPR8836L	1620	1862	88	36	3.13	174	91
	81TPR8836R	1620	1862	88	36	3.13	174	91
Half Gable 	81HG2909	374	429	1.25	27	27	11	1
	81HG2912	443	510	1.25	27	27	18	1

DIMENSION KEY

W - width
D - depth
H - height

CODE DESCRIPTION

L - left hand pedestal position
R - right hand pedestal position
D - 2 file drawer
F - 2 box, 1 file drawer
0 - no pedestal
J - TracDesk option
W - extended pedestal option
X31 - 3/4 height recessed modesty panel
X41 - full height recessed modesty panel

STANDARD FINISHES

For a complete list of standard wood finishes please see page 114.

GROMMETS

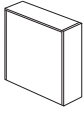
One wiring grommet in standard position is optional at no charge. See page 117 for more wiring grommet information.

PULL LOCATIONS

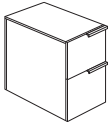
For details please see page 116.

VESTRADA | MODULAR PEDESTALS

Description	Model	Cherry Rift Oak Walnut			W	D	H	Shipping Weight	Cubic Feet
		Maple	Anigre	Palette					
8" Modular Pedestal for Hinged or no Modesty Panel	81P0820	1654	1902	1487	8	20	26	16	4
	81P0824*	1717	1977	1547	8	24	26	20	5
	81P0830	1786	2055	1607	8	30	26	24	6
	81P0836	1857	2135	1671	8	36	26	28	7

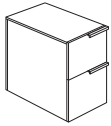


16" Modular Pedestal, File/File	81P16D18	2710	3115	2437	16	18	26	104	6
	81P16D20	2412	2773	2170	16	20	26	108	7
	81P16D24	2505	2881	2255	16	24	26	112	8
	81P16D30*	2615	3010	2355	16	30	26	116	10
	81P16D36	2719	3131	2448	16	36	26	120	10



ORDERING NOTES: **For use when adding to 24" cases where modesty panels exist.
For elliptical top please specify 'EZ' after P in the model number.

16" Modular Desk Pedestal, File/File	81PD16D30L	2615	3010	2355	16	30	26	116	10
	81PD16D30R	2615	3010	2355	16	30	26	116	10
	81PD16D36L	2719	3131	2448	16	36	26	120	10
	81PD16D36R	2719	3131	2448	16	36	26	120	10



ORDERING NOTES: Please specify 'Z' after PD in the model number for use with a face mounted modesty panel.

16" Modular Pedestal, Box/Box/File	81P16F18	2710	3115	2437	16	18	26	108	6
	81P16F20	2605	2992	2342	16	20	26	110	7
	81P16F24	2710	3115	2437	16	24	26	114	8
	81P16F30*	2817	3238	2535	16	30	26	118	10
	81P16F36	2929	3369	2636	16	36	26	122	12



ORDERING NOTES: **For use when adding to 24" cases where modesty panels exist.
For elliptical top please specify 'EZ' after P in the model number.

16" Modular Desk Pedestal, Box/Box/File	81PD16F30L	2817	3238	2535	16	30	26	118	10
	81PD16F30R	2817	3238	2535	16	30	26	118	10
	81PD16F36L	2929	3369	2636	16	36	26	122	12
	81PD16F36R	2929	3369	2636	16	36	26	122	12



ORDERING NOTES: Please specify 'Z' after PD in the model number for use with a face mounted modesty panel.

ORDERING PROCEDURE

To order, please specify the following:

- 1) Krug product model number
- 2) Wood species and finish, see page 114
- 3) Pull style and finish, see page 116
- 4) V-Beam color, see page 117
- 5) Grommet location and style if applicable

* Indicates model illustrated by line drawing

CODE DESCRIPTION

L - left hand pedestal position
 R - right hand pedestal position
 D - 2 file drawer
 F - 2 box, 1 file drawer
 0 - no pedestal
 J - TracDesk option
 W - extended pedestal option
 X31 - 3/4 height recessed modesty panel
 X41 - full height recessed modesty panel

STANDARD FINISHES

For a complete list of standard wood finishes please see page 114.

LOCKS/PULLS


Locks are standard on all pedestals and all lateral file drawers. For details on pull locations please see page 116.

V-PED

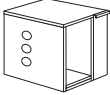
Please see page 117 for details on V-Ped.

CASEGOODS | USA | 187


VESTRADA | MODULAR PEDESTALS

Description	Model	Cherry Rift Oak Walnut			W	D	H	KW	Shipping Weight	Cubic Feet
		Maple	Anigre	Palette						
 16" Bookcase Pedestal	81P16BC18L	2144	2465	1929	16	18	26	95	7	
	81P16BC18R	2144	2465	1929	16	18	26	95	7	
	81P16BC20L	2063	2374	1857	16	20	26	99	8	
	81P16BC20R	2063	2374	1857	16	20	26	99	8	
	81P16BC24L*	2165	2489	1947	16	24	26	93	6	
	81P16BC24R	2165	2489	1947	16	24	26	93	6	


ORDERING NOTES: **For use when adding to 24" cases where modesty panels exist. For elliptical top please specify 'EZ' after P in the model number.

 CPU with Side Storage	81P24CPUQL24*	2955	3397	2659	24	24	26	75	14
	81P24CPUQR24	2955	3397	2659	24	24	26	75	14


ORDERING NOTES: This pedestal cannot be used with a case that has a modesty panel. The interior of the CPU is 22-1/4" deep, 14.3" wide and 21-3/4" high. The V-Ped is to be placed towards the kneespace for appropriate access. This item is NOT available on KrugExpress. Please note that the vented side is to be facing the knee space.

 24" Modular Pedestal, Box/Box/File	81P24F18	2791	3210	2515	24	18	26	108	10
	81P24F20*	2682	3082	2413	24	20	26	112	12
	81P24F24	2790	3209	2513	24	24	26	116	14
	81P24F30	2899	3333	2609	24	30	26	120	17
	81P24F36	2986	3432	2686	24	36	26	124	12

ORDERING NOTES: **For use when adding to 24" cases where modesty panels exist. For elliptical top please specify 'EZ' after P in the model number.

 24" Modular Desk Pedestal, Box/Box/File	81PD24F30L	2898	3333	2609	24	30	26	120	17
	81PD24F30R	2898	3333	2609	24	30	26	120	17
	81PD24F36L	2986	3432	2686	24	36	26	124	12
	81PD24F36R	2986	3432	2686	24	36	26	124	12

ORDERING NOTES: Please specify 'Z' after PD in the model number for use with a face mounted modesty panel.

 24" Modular Pedestal, File/File	81P24D18	2791	3210	2515	24	18	26	108	10
	81P24D20	2682	3082	2413	24	20	26	112	12
	81P24D24*	2790	3209	2513	24	24	26	116	14
	81P24D30	2899	3333	2609	24	30	26	120	17
	81P24D36	2986	3432	2686	24	36	26	124	12

ORDERING NOTES: **For use when adding to 24" cases where modesty panels exist. For elliptical top please specify 'EZ' after P in the model number.

DIMENSION KEY

W - width
D - depth
H - height

CODE DESCRIPTION

L - left hand pedestal position
R - right hand pedestal position
D - 2 file drawer
F - 2 box, 1 file drawer
0 - no pedestal
J - TracDesk option
W - extended pedestal option
X31 - 3/4 height recessed modesty panel
X41 - full height recessed modesty panel

STANDARD FINISHES

For a complete list of standard wood finishes please see page 114.

GROMMETS

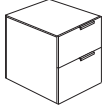
One wiring grommet in standard position is optional at no charge. See page 117 for more wiring grommet information.

PULL LOCATIONS

For details please see page 116.

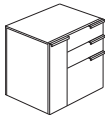
VESTRADA | MODULAR PEDESTALS

Description	Model	Cherry Rift			W	D	H	Shipping Weight	Cubic Feet
		Oak Walnut	Maple	Anigre					
24" Modular Desk Pedestal, File/File	81PD24D30L	2899	3333	2609	24	30	26	120	17
	81PD24D30R	2899	3333	2609	24	30	26	120	17
	81PD24D36L	2986	3432	2686	24	36	26	124	12
	81PD24D36R	2986	3432	2686	24	36	26	124	12



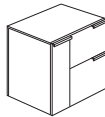
ORDERING NOTES: Please specify 'Z' after PD in the model number for use with a face mounted modesty panel.

24" Modular Pedestal, Box/Box/File with V-Ped	81P24FQL24*	4666	5365	4198	24	24	26	112	12
	81P24FQR24	4666	5365	4198	24	24	26	112	12



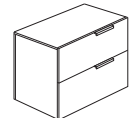
ORDERING NOTES: V-Ped is to be placed towards kneespace for appropriate access. This item is NOT available on KrugExpress.

24" Modular Pedestal, File/File with V-Ped	81P24DQL24*	4461	5132	4016	24	24	26	112	13
	81P24DQR24	4461	5132	4016	24	24	26	112	13



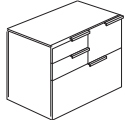
ORDERING NOTES: V-Ped is to be placed towards kneespace for appropriate access. This item is NOT available on KrugExpress.

32" Modular Pedestal, Lateral File	81P320120	3319	3817	2987	32	20	26	114	15
	81P320124	3453	3969	3106	32	24	26	118	18
	81P320130*	3589	4129	3232	32	30	26	122	22
	81P320136	3733	4292	3358	32	36	26	126	13



ORDERING NOTES: For elliptical top please specify 'EZ' after P in the model number.

32" Modular Pedestal, Box/Box/File, Lateral File	81P320420*	3931	4521	3537	32	20	26	114	13
	81P320424	4085	4697	3678	32	24	26	118	15



ORDERING NOTES: For elliptical top please specify 'EZ' after P in the model number.

ORDERING PROCEDURE

To order, please specify the following:

- 1) Krug product model number
- 2) Wood species and finish, see page 114
- 3) Pull style and finish, see page 116
- 4) V-Beam color, see page 117
- 5) Grommet location and style if applicable

* Indicates model illustrated by line drawing

CODE DESCRIPTION

L - left hand pedestal position
 R - right hand pedestal position
 D - 2 file drawer
 F - 2 box, 1 file drawer
 0 - no pedestal
 J - TracDesk option
 W - extended pedestal option
 X31 - 3/4 height recessed modesty panel
 X41 - full height recessed modesty panel

STANDARD FINISHES

For a complete list of standard wood finishes please see page 114.

LOCKS/PULLS

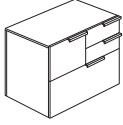
Locks are standard on all pedestals and all lateral file drawers. For details on pull locations please see page 116.

V-PED

Please see page 117 for details on V-Ped.

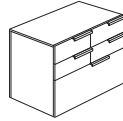
VESTRADA | MODULAR PEDESTALS

Description	Model	Cherry Rift			W	D	H	KW	Shipping Weight	Cubic Feet
		Oak Walnut	Maple	Anigre						
32" Modular Pedestal, Box/Box/File, Lateral File	81P320220*	3931	4521	3537	32	20	26		114	13
	81P320224	4085	4697	3678	32	24	26		118	15



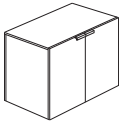
ORDERING NOTES: For elliptical top please specify 'EZ' after P in the model number.

32" Modular Pedestal, 4 Box/Lateral File	81P320518	4658	5359	4193	32	18	26		110	11
	81P320520	4007	4609	3607	32	20	26		114	13
	81P320524	4171	4796	3754	32	24	26		118	15
	81P320530*	4337	4988	3904	32	30	26		122	18
	81P320536	4510	5187	4060	32	36	26		126	22



ORDERING NOTES: **For use when adding to 24" deep cases where modesty panels exist.

32" Modular Pedestal, Bookcase	81P32BC18	3205	3684	2882	32	18	26		110	11
	81P32BC20*	2774	3189	2497	32	20	26		114	13
	81P32BC24	2891	3323	2602	32	24	26		118	15



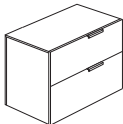
ORDERING NOTES: **For use when adding to 24" deep cases where modesty panels exist.

32" Modular Pedestal, V-Ped with Box/Box/File	81P32FQL24*	4637	5332	4173	32	24	26		114	15
	81P32FQR24	4637	5332	4173	32	24	26		114	15



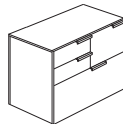
ORDERING NOTES: **For use when adding to 24" deep cases where modesty panels exist.

36" Modular Pedestal, Lateral File	81P360120	3503	4028	3153	36	20	26		116	14
	81P360124*	3643	4189	3279	36	24	26		120	17
	81P360130	3790	4361	3411	36	30	26		124	21
	81P360136	3940	4533	3546	36	36	26		128	24



ORDERING NOTES: For elliptical top please specify 'EZ' after P in the model number.

36" Modular Pedestal, Box/Box/File, Lateral File	81P360418	4841	5566	4355	36	18	26		112	11
	81P360420*	4047	4654	3643	36	20	26		116	14
	81P360424	4209	4841	3788	36	24	26		120	17



ORDERING NOTES: **For use when adding to 24" deep cases where modesty panels exist.

DIMENSION KEY

W - width
D - depth
H - height

CODE DESCRIPTION

L - left hand pedestal position
R - right hand pedestal position
D - 2 file drawer
F - 2 box, 1 file drawer
0 - no pedestal
J - TracDesk option
W - extended pedestal option
X31 - 3/4 height recessed modesty panel
X41 - full height recessed modesty panel

STANDARD FINISHES

For a complete list of standard wood finishes please see page 114.

LOCKS/PULLS

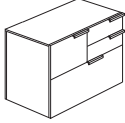
Locks are standard on all pedestals and all lateral file drawers. For details on pull locations please see page 116.

V-PED

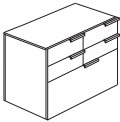
Please see page 117 for details on V-Ped.

VESTRADA | MODULAR PEDESTALS

Description	Model	Cherry Rift			W	D	H	Shipping Weight	Cubic Feet
		Oak Walnut Maple	Anigre	Palette					
36" Modular Pedestal,	81P360218	4841	5566	4355	36	18	26	112	11
File/Box/Box,	81P360220*	4047	4654	3643	36	20	26	116	14
Lateral File	81P360224	4209	4841	3788	36	24	26	120	17

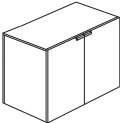


36" Modular Pedestal,	81P360520	4129	4748	3714	36	20	26	116	14
4 Box/Lateral File	81P360524	4293	4939	3866	36	24	26	120	17
	81P360530*	4462	5134	4019	36	30	26	124	21
	81P360536	4646	5344	4183	36	36	26	128	24



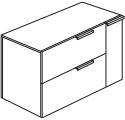
ORDERING NOTES: **For use when adding to 24" deep cases where modesty panels exist.

36" Modular Pedestal,	81P36BC18	3271	3762	2946	36	18	26	112	11
Bookcase	81P36BC20	2959	3404	2663	36	20	26	116	14
	81P36BC24*	3077	3538	2770	36	24	26	120	17



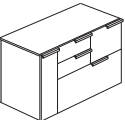
ORDERING NOTES: For elliptical top please specify 'EZ' after P in the model number.

40" Modular Pedestal,	81P4001QL24*	5273	6061	4744	40	24	26	118	18
V-Ped, Lateral File	81P4001QR24	5273	6061	4744	40	24	26	118	18



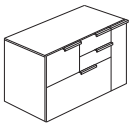
ORDERING NOTES: **For use when adding to 24" deep cases where modesty panels exist.

40" Modular Pedestal,	81P4004QR24	6002	6902	5399	40	24	26	118	18
VPed, 2 Box/ 1 File, Lateral File									



ORDERING NOTES: V-Ped is to be placed towards kneespace for appropriate access. This item is NOT available on KrugExpress.

40" Modular Pedestal,	81P4002QL24	6002	6902	5399	40	24	26	118	18
V-Ped, 1 File/2 Box, Lateral File									



ORDERING PROCEDURE

To order, please specify the following:

- 1) Krug product model number
- 2) Wood species and finish, see page 114
- 3) Pull style and finish, see page 116
- 4) V-Beam color, see page 117
- 5) Grommet location and style if applicable

* Indicates model illustrated by line drawing

CODE DESCRIPTION

L - left hand pedestal position
 R - right hand pedestal position
 D - 2 file drawer
 F - 2 box, 1 file drawer
 0 - no pedestal
 J - TracDesk option
 W - extended pedestal option
 X31 - 3/4 height recessed modesty panel
 X41 - full height recessed modesty panel

STANDARD FINISHES

For a complete list of standard wood finishes please see page 114.

LOCKS/PULLS

Locks are standard on all pedestals and all lateral file drawers. For details on pull locations please see page 116.

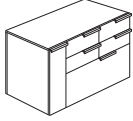
V-PED

Please see page 117 for details on V-Ped.

CASEGOODS | USA | 191

VESTRADA | MODULAR PEDESTALS

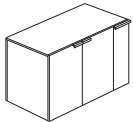
Description	Model	Cherry Rift Oak Walnut			W	D	H	Shipping Weight	Cubic Feet
		Maple	Anigre	Palette					
40" Modular Pedestal, V-Ped, 4 Box/Lateral File	81P4005QL24	6081	6995	5473	40	24	26	118	18
	81P4005QR24*	6081	6995	5473	40	24	26	118	18



ORDERING NOTES:

V-Ped is to be placed towards kneespace for appropriate access. This item is NOT available on KrugExpress.

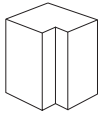
40" Modular Pedestal, Bookcase, V-Ped	81P40BCQL24*	4734	5443	4260	40	24	26	118	18
	81P40BCQR24	4734	5443	4260	40	24	26	118	18



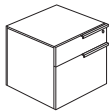
ORDERING NOTES:

V-Ped is to be placed towards kneespace for appropriate access. This item is NOT available on KrugExpress.

16" Support Pedestal	81PDZ16024L	2112	2429	1902	16	24	26	-	-
	81PDZ16024R*	2112	2429	1902	16	24	26	-	-
	81PDZ16030L	2185	2513	1966	16	30	26	-	-
	81PDZ16030R	2185	2513	1966	16	30	26	-	-
	81PD16030L	2112	2429	1902	16	30	26	-	-
	81PD16030R	2112	2429	1902	16	30	26	-	-
	81PD16036L	2185	2513	1966	16	36	26	-	-
	81PD16036R	2185	2513	1966	16	36	26	-	-



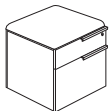
Mobile Pedestal, no Cushion	81MPS16F	2194	2524	1976	16	30	26	-	-
--------------------------------	----------	------	------	------	----	----	----	---	---



ORDERING NOTES:

This item is NOT available on KrugExpress.

Mobile Pedestal, Cushion	81MPSU16F	2618	3011	2356	16	30	26	-	-
-----------------------------	-----------	------	------	------	----	----	----	---	---



DIMENSION KEY

W - width
D - depth
H - height

CODE DESCRIPTION

L - left hand pedestal position
R - right hand pedestal position
D - 2 file drawer
F - 2 box, 1 file drawer
0 - no pedestal
J - TracDesk option
W - extended pedestal option
X31 - 3/4 height recessed modesty panel
X41 - full height recessed modesty panel

STANDARD FINISHES

For a complete list of standard wood finishes please see page 114.


GROMMETS

One wiring grommet in standard position is optional at no charge. See page 117 for more wiring grommet information.


PULL LOCATIONS

For details please see page 116.

VESTRADA | MODESTY PANELS

Description	Model	Cherry Rift		W	D	H	Shipping Weight	Cubic Feet
		Oak Walnut Maple	Anigre					
 3/4 Height Recessed Wood Modesty Panel for Desks	81MPD32X31*	908	1042	32	0.75	21.5	35	3
	81MPD40X31	958	1102	40	0.75	21.5	42	3
	81MPD48X31	995	1143	48	0.75	21.5	50	3
	81MPD56X31	1031	1185	56	0.75	21.5	60	3
	81MPD64X31	1082	1243	64	0.75	21.5	70	3
	81MPD72X31	1202	1383	72	0.75	21.5	80	3
	81MPD80X31	1305	1499	80	0.75	21.5	85	3


ORDERING NOTES: For wire management cut-out option on modesty panel, note clearly on purchase order and add \$194 list.

 Full Height Recessed Wood Modesty Panel for Desks	81MPD32X41	908	1042	32	0.75	28.5	35	3
	81MPD40X41	958	1102	40	0.75	28.5	42	3
	81MPD48X41	995	1143	48	0.75	28.5	50	3
	81MPD56X41	1031	1185	56	0.75	28.5	60	3
	81MPD64X41*	1082	1243	64	0.75	28.5	70	3
	81MPD72X41	1202	1383	72	0.75	28.5	80	3
	81MPD80X41	1305	1499	80	0.75	28.5	85	3

 Wood Face Mounted Modesty Panel for Desks	81MPZ48X31*	824	949	48	0.5	19	50	3
	81MPZ56X31	957	1098	56	0.5	21.5	60	3
	81MPZ64X31	1012	1164	64	0.5	21.5	70	3
	81MPZ72X31	1715	1974	72	0.5	21.5	80	3

 Glass Face Mounted Modesty Panel for Desks	81MPZ48X37*	1071		48	0.5	19	50	3
	81MPZ56X37	1187		56	0.75	21.5	60	3
	81MPZ64X37	1380		64	0.75	21.5	70	3
	81MPZ72X37	2316		72	0.75	21.5	80	3

ORDERING NOTES: Glass modesty panels are NOT available on KrugExpress.

 3/4 Height Modesty Panel for Credenzas	81MPC32X31*	908	1042	32	0.75	21.5	35	3
	81MPC40X31	958	1102	40	0.75	21.5	42	3
	81MPC48X31	995	1143	48	0.75	21.5	50	3
	81MPC56X31	1031	1185	56	0.75	21.5	60	3
	81MPC64X31	1082	1243	64	0.75	21.5	70	3
	81MPC72X31	1202	1383	72	0.75	21.5	80	3

ORDERING NOTES: For wire management cut-out option on modesty panel, note clearly on purchase order and add \$194 list.

ORDERING PROCEDURE

- To order, please specify the following:
- 1) Krug product model number
 - 2) Wood species and finish, see page 114
 - 3) Pull style and finish, see page 116
 - 4) V-Beam color, see page 117
 - 5) Grommet location and style if applicable

* Indicates model illustrated by line drawing


CODE DESCRIPTION

- X31 - 3/4 height recessed modesty panel
- X41 - full height recessed modesty panel


STANDARD FINISHES

For a complete list of standard wood finishes please see page 114.

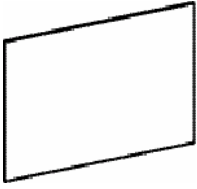
VESTRADA | MODESTY PANELS

Description	Model	Cherry Rift Oak Walnut		W	D	H	Shipping Weight	Cubic Feet
		Maple	Anigre					
 Full Height Modesty Panel for Credenzas	81MPC32X41*	908	1042	32	0.75	28.5	35	3
	81MPC40X41	958	1102	40	0.75	28.5	42	3
	81MPC48X41	995	1143	48	0.75	28.5	50	3
	81MPC56X41	1031	1185	56	0.75	28.5	60	3
	81MPC64X41	1082	1243	64	0.75	28.5	70	3
	81MPC72X41	1202	1383	72	0.75	28.5	80	3

ORDERING NOTES: For wire management cut-out option on modesty panel, note clearly on purchase order and add **\$194 list**.

Description	Model	Cherry Rift Oak Walnut		W	D	H	Shipping Weight	Cubic Feet
		Maple	Anigre					
 Hinged Modesty Panel for Credenzas	81MPY32X41*	955	1096	32	0.75	28.5	35	3
	81MPY40X41	1006	1157	40	0.75	28.5	42	3
	81MPY48X41	1044	1201	48	0.75	28.5	50	3
	81MPY56X41	1082	1243	56	0.75	28.5	60	3
	81MPY64X41	1136	1306	64	0.75	28.5	70	3
	81MPY72X41	1262	1451	72	0.75	28.5	80	3

ORDERING NOTES: Hinged modesty panels come standard with a wire management cut-out.

Description	Model	Cherry Rift Oak Walnut		W	D	H	Shipping Weight	Cubic Feet
		Maple	Anigre					
 Full Height Modesty Panel for Returns	81MPR24X41	854	983	24	0.75	29.5	28	3
	81MPR32X41	908	1042	32	0.75	28.5	35	3
	81MPR36X41*	934	1073	36	0.75	28.5	40	3
	81MPR40X41	958	1102	40	0.75	28.5	42	3
	81MPR44X41	978	1122	44	0.75	28.5	52	3
	81MPR48X41	995	1143	48	0.75	28.5	55	3
	81MPR52X41	1015	1166	52	0.75	28.5	58	3
	81MPR56X41	1031	1185	56	0.75	28.5	60	3
	81MPR64X41	1082	1243	64	0.75	28.5	70	3
	81MPR72X41	1202	1383	72	0.75	28.5	80	3
81MPR80X41	1305	1499	80	0.75	28.5	90	3	

ORDERING NOTES: For hinged modesty panel option, replace 'R' with 'Y' (81MPY40X41) and add a 10% upcharge. For wire management cut-out option on modesty panel, note clearly on purchase order and add **\$194 list**.

DIMENSION KEY

W - width
D - depth
H - height

CODE DESCRIPTION

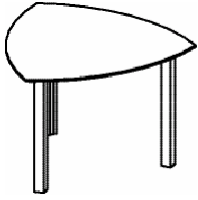
L - left hand pedestal position
R - right hand pedestal position
D - 2 file drawer
F - 2 box, 1 file drawer
0 - no pedestal
J - TracDesk option
W - extended pedestal option
X31 - 3/4 height recessed modesty panel
X41 - full height recessed modesty panel

STANDARD FINISHES

For a complete list of standard wood finishes please see page 114.

VESTRADA | WORK TABLES

Description	Model	Cherry Rift		W	D	H	Shipping Weight	Cubic Feet
		Oak Walnut	Maple Anigre					
Delta Table, no Casters, Desk Height	81TH0336	2017	2319	36	36	29.25	57	27
	81TH0342*	2043	2352	42	42	29.25	71	36



Delta Table, with Casters, Desk Height	81TH0336M	2058	2364	36	36	29.25	57	27
	81TH0342M*	2085	2396	42	42	29.25	71	36



Delta Table, no Casters, Machine Height	81TM0336	2017	2319	36	36	28.25	58	27
	81TM0342*	2043	2352	42	42	28.25	72	36



Delta Table, with Casters, Machine Height	81TM0336M	2058	2364	36	36	28.25	58	27
	81TM0342M*	2085	2396	42	42	28.25	72	36



ORDERING PROCEDURE

To order, please specify the following:

- 1) Krug product model number
- 2) Wood species and finish, see page 114
- 3) Pull style and finish, see page 116
- 4) V-Beam color, see page 117
- 5) Grommet location and style if applicable

* Indicates model illustrated by line drawing

CODE DESCRIPTION

- M - with casters
- TH - desk height table
- TM - machine height table
- 01 - arc square
- 03 - delta
- 05 - round

STANDARD FINISHES

For a complete list of standard wood finishes please see page 114.

CASTERS

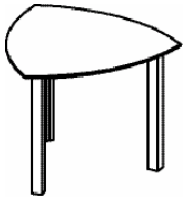
All casters on mobile tables are locking.

KRUG EXPRESS


Mobile & work tables are NOT available on KrugExpress

VESTRADA | WORK TABLES

Description	Model	Price	W	D	H	Shipping Weight	Cubic Feet
Glass Delta Table, no Casters, Machine Height	81TMG0336	3847	36	36	28.25	91	36

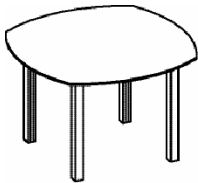


Glass Delta Table, with Casters, Machine Height	81TMG0336M	3921	36	36	28.25	91	36
---	------------	------	----	----	-------	----	----



Cherry Rift
Oak Walnut
Maple Anigre

Arc Square Table, no Casters, Desk Height	81TH013636	1982	2279	36	36	29.25	75	27
	81TH014242*	2007	2308	42	42	29.25	90	36



Arc Square Table, with Casters, Desk Height	81TH013636M	2023	2324	36	36	29.25	75	27
	81TH014242M*	2051	2356	42	42	29.25	90	36



DIMENSION KEY

W - width
D - depth
H - height

CODE DESCRIPTION

M - with casters
TH - desk height table
TM - machine height table
01 - arc square
03 - delta
05 - round

STANDARD FINISHES

For a complete list of standard wood finishes please see page 114.

CASTERS

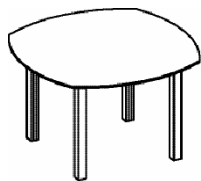
All casters on mobile tables are locking.

KRUG EXPRESS

Mobile & work tables are NOT available on KrugExpress

VESTRADA | WORK TABLES

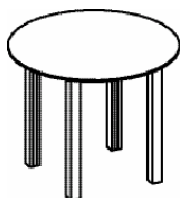
Description	Model	Cherry Rift		W	D	H	Shipping Weight	Cubic Feet
		Oak Walnut Maple	Anigre					
Arc Square Table, no Casters, Machine Height	81TM013636M	2023	2324	36	36	28.25	75	27
	81TM014242M*	2051	2356	42	42	28.25	91	36



Arc Square Table, with Casters, Machine Height	81TM013636	1982	2279	36	36	28.25	75	27
	81TM014242*	2007	2308	42	42	28.25	91	36



Round Table, no Casters, Desk Height	81TH0536	1911	2196	36	36	29.25	69	27
	81TH0542*	1956	2250	42	42	29.25	75	36



Round Table, with Casters, Desk Height	81TH0536M	1951	2242	36	36	29.25	69	27
	81TH0542M*	1995	2295	42	42	29.25	75	36



ORDERING PROCEDURE

To order, please specify the following:

- 1) Krug product model number
- 2) Wood species and finish, see page 114
- 3) Pull style and finish, see page 116
- 4) V-Beam color, see page 117
- 5) Grommet location and style if applicable

* Indicates model illustrated by line drawing

CODE DESCRIPTION

M - with casters
 TH - desk height table
 TM - machine height table 01 - arc square
 03 - delta
 05 - round

STANDARD FINISHES

For a complete list of standard wood finishes please see page 114.

LOCKS/PULLS

Locks are standard on all pedestals and all lateral file drawers. For details on pull locations please see page 116.

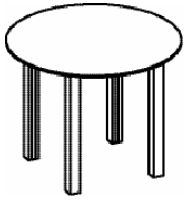
V-PED

Please see page 117 for details on V-Ped.

CASEGOODS | USA | 197

VESTRADA | WORK TABLES

Description	Model	Cherry Rift Oak Walnut		W	D	H	Shipping Weight	Cubic Feet
		Maple	Anigre					
Round Table, no Casters, Machine Height	81TM0536	1911	2196	36	36	28.25	69	27
	81TM0542*	1956	2250	42	42	28.25	75	36



Round Table, with Casters, Machine Height	81TM0536M	1951	2242	36	36	28.25	69	27
	81TM0542M*	1995	2295	42	42	28.25	75	36



Rectangular Mobile Table with Casters, Floating Wood Modesty Panel, Desk Height	81CTHV4224MX31	2201	2531	42	24	28.25	98	14
	81CTHV4824MX31*	2254	2593	48	24	28.25	112	16



Rectangular Mobile Table with Casters, Floating Wood Mod- esty Panel, Machine Height	81CTMV4224MX31	2201	2531	42	24	28.25	96	14
	81CTMV4824MX31*	2254	2593	48	24	28.25	110	16



DIMENSION KEY

W - width
D - depth
H - height

CODE DESCRIPTION

M - with casters
TH - desk height table
TM - machine height table
01 - arc square
03 - delta
05 - round

STANDARD FINISHES

For a complete list of standard wood finishes please see page 114.

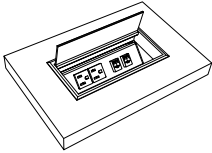
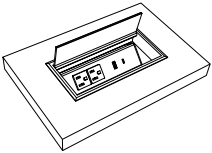
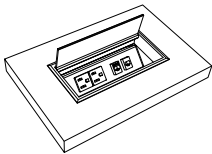
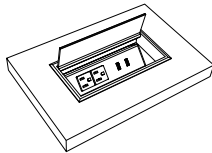
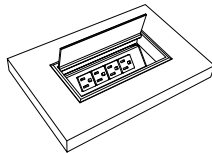


GROMMETS

One wiring grommet in standard position is optional at no charge. See page 117 for more wiring grommet information.

PULL LOCATIONS

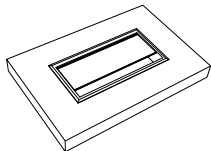
For details please see page 116.

POWERPORTS

Description	Model	Price	W	D	H	Shipping Weight	Cubic Feet
PowerPort 1 - 2 RJ45s (Category 5/6)	PORT1	278	8	4	-	-	-
	Port Includes: 2 accessible power outlets & 1 side utility outlet powered by a 10' plug-in cord; 2 RJ45 (category 5/6) each with hard wired 10' data cords; 2 velcro wire managers and metal PowerPort shroud. PortPort lid is Silver Metallic. NOTE: RJ45 jacks with hard wired data cords included here must be within 10' of building utilities source to be functional.						
PowerPort 2 - USB-A & USB-C	PORT2	280	8	4	-	-	-
	Port Includes: 2 accessible power outlets & 1 side utility outlet; 1 USB-A & 1 USB-C charging ports all powered by a 10' plug-in cord; 2 velcro wire managers and metal PowerPort shroud. PortPort lid is Silver Metallic.						
PowerPort 3 - RJ11 & RJ45	PORT3	269	8	4	-	-	-
	Port Includes: 2 accessible power outlets & 1 side utility outlet; 1 RJ11 & 1 RJ45 (Category 5/6); 2 Velcro wire managers & PowerPort Shroud; 1 x 10 Foot Data Cords (T568A) & 1 x 14 Foot RJ11 (Telecomm); powered by a 10' plug-in cord. PortPort lid is Silver Metallic. NOTE: RJ45 & RJ11 jacks with hard wired data cords included here must be within 10' of building utilities source to be functional.						
PowerPort 4 - 2 USB-A	PORT4	286	8	4	-	-	-
	Port Includes: 2 accessible power outlets & 1 side utility outlet; 2- USB-A charging ports all powered by a 10' plug-in cord; 2 velcro wire managers and metal PortPort shroud. PortPort lid is Silver Metallic.						
PowerPort 5 - 4 Receptacles	PORT5	280	8	4	-	-	-
	Port Includes: 4 accessible power outlets & 1 side utility outlet powered by a 10' plug-in cord; 2 velcro wire managers and metal power port shroud. PortPort lid is Silver Metallic.						
PowerPort 6 - USB-A, USB-C & RJ45	PORT6	406	8	4	-	-	-
 	Port Includes: 2 accessible power outlets & 1 side utility outlet 1 USB-A, 1 USB-C charging ports all powered by a 10' plug-in power cord. Includes 2 velcro wire managers and metal PortPort shroud with 2 data plate knock outs, 1 #M02 plate insert & 2 #S01W RJ45 female input, punch down terminal output snap in jacks. 2nd data plate knock out is blank for future use. PortPort lid is Silver Metallic.						

POWERPORTS

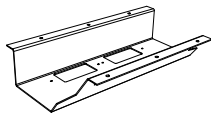
Description	Model	Price	W	D	H	Shipping Weight	Cubic Feet
Port - no Powerbar	Port0	137	8	4	-	-	-



Port Includes: Port lid & Shroud only.

ORDERING NOTE: Velcro wire managers not included, see below for pricing. Port lid is Silver Metallic.

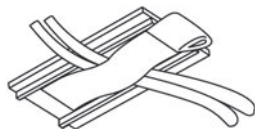
PowerPort Shroud with 2 Data Plate Knock-outs	SHROUD2KO	Must be requested - no upcharge	-	-	-	-	-
---	-----------	------------------------------------	---	---	---	---	---



Angled PowerPort Shroud Includes: shroud with 2 data plate knock-outs in the bottom

ORDERING NOTE: Please refer to data plate, data and AV integration options on page 199.

Velcro Wire Manager (qty 1)	WM-4	26	2	4.5	0.5	-	-
-----------------------------	------	----	---	-----	-----	---	---



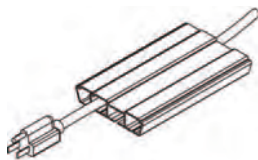
2 velcro wire managers are included with Ports 1-5.

Wire Management Trough	WM-72	182	72	3	1	-	-
------------------------	-------	-----	----	---	---	---	---



Wire Management Trough is standard in a 72" length & can be cut to specific length; double-sided tape installation.

4-Channel Wire Management	CM-72	231	72	3	1	-	-
---------------------------	-------	-----	----	---	---	---	---





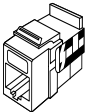
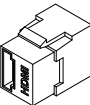
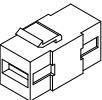
4-Channel Wire Management is standard in a 72" length & can be cut to specific length; double-sided tape installation.

Round Grommet	Round Grommet - Silver Metallic	152	-	-	-	-	-
	Round Grommet - Black	152	-	-	-	-	-



One 60mm Grommet in a standard position is available at no charge per table.

POWER/DATA

SNAP IN PORTS	Reference Code	Description	List Price
ADAPTOR PLATES			
	M02	Adaptor Plate (2) - accepts two snap in data ports	38
	M04	Adaptor Plate (4) - accepts four snap in data ports	38
	M06	Adaptor Plate (6) - accepts six snap in data ports	38
ORDERING NOTES: Blank covers are required when port is not in use, please see page 55.			
		RJ-45 - Category 6 data connection. This connector is also downwards compatible with Category 5 cabling. Connector is a female input with a #110 punch-down terminal block output (back side of Console interface) for on-site hard wire connection.	47
	S01W	RJ45-CAT6 (White)	
	S01B	RJ45-CAT6 (Blue)	
	S01R	RJ45-CAT6 (Red)	
		RJ11 - Telephone type connection. Connector is a female input with a #110 punch-down terminal block output (back side of Console interface) for on-site hard wire connection.	32
	S02W	RJ11 (White)	
	S02B	RJ11-B (Black)	
	S02G	RJ11-G (Green)	
	S02R	RJ11-R (Red)	
	S02Y	RJ11-Y (Yellow)	
	S04	HDMI - High Definition Multimedia Interface connection. Connector carries both HD audio and video data. Connector is a female-to-female pass through.	173
	S08	USB-A - Full size USB "A" style connection. Connector is a female-to-female pass through.	61

Description	Model	Price	W	D	H	Shipping Weight	Cubic Feet
Rectangular Grommet	GROMMET	152	4.13	2.69	-	-	-



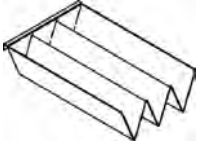
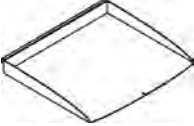


ORDERING NOTES:

Please see page 117 for information on rectangular grommet and it's locations. One rectangular grommet in standard position is optional at no upcharge. Please specify color.

Height Adjustable Table Programmable Display- 4 Position Memory	88HAPD	377	-	-	-	-	-
--	--------	-----	---	---	---	---	---



VESTRADA | ACCESSORIES

Description	Model	Price	W	D	H	Shipping Weight	Cubic Feet
File Organizer	81AFO	114	6	9.75	2.5	1.75	2
							
Paper Tray	81APT	100	12	10.75	2	1.75	4
							
Organizer Rails	81AOB64	114	64	-	2.5	-	-
	81AOB72	122	72	-	2.5	-	-
	81AOB80	128	80	-	2.5	-	-
	81AOB88	128	88	-	2.5	-	-
	81AOB96	140	96	-	2.5	-	-
							
Privacy Screens	81SC3614G	381	32	0.25	14	30	8
	81SC4014G	433	38	0.25	14	40	10
	81SC4814G	487	46	0.25	14	50	12
	81SC5614G	556	54	0.25	14	60	14
	81SC6414G	614	62	0.25	14	70	16
	81SC7214G	670	70	0.25	14	80	18
	81SC8014G	703	78	0.25	14	80	18
	81SC8814G	739	86	0.25	14	85	20
81SC9614G	827	94	0.25	14	90	22	
							

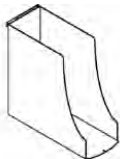
ORDERING NOTES:

The model number sizing reflects appropriate worksurface size. Glass screens are inset on appropriate top size. Glass screens are NOT available on KrugExpress.

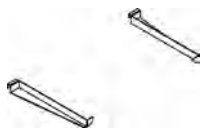
Articulating Keyboard Tray	81KBAMT1912	694	-	-	-	20	2
----------------------------	-------------	-----	---	---	---	----	---



Binder Bin	81ABB	140	4	10	10	3	1
------------	-------	-----	---	----	----	---	---

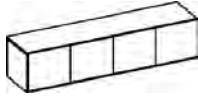


Hanging File Bars	81AFB	114	1.75	9.75	2.5	0.5	1
-------------------	-------	-----	------	------	-----	-----	---



VESTRADA | WALL HUNG OVERHEADS

Description	Model	Cherry Rift Oak Walnut		W	D	H	Doors	Shipping Weight	Cubic Feet
		Maple	Anigre						
Single Height Wall Hung Overhead with Wood Doors	81OHW321614HL	2554	2936	32	16	13.5	2	118	6
	81OHW361614HL	2665	3067	36	16	13.5	2	122	7
	81OHW441614HL	2937	3381	44	16	13.5	2	129	8
	81OHW481614HL	3029	3484	48	16	13.5	3	140	9
	81OHW641614HL*	3573	4108	64	16	13.5	4	158	11



ORDERING NOTES: Locks are optional on all wood doors for an upcharge of **\$152 list per set** of 2 doors. Locks are standard on all lateral files and file drawer

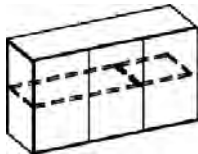
Single Height Wall Hung Overhead with Glass Doors	81OHW321614HLG	2860	3290	32	16	13.5	2	128	6
	81OHW361614HLG	2986	3432	36	16	13.5	2	132	7
	81OHW441614HLG	3290	3784	44	16	13.5	2	139	8
	81OHW481614HLG	3390	3899	48	16	13.5	3	150	9
	81OHW641614HLG*	4001	4602	64	16	13.5	4	168	11



Single Height Wall Hung Overhead, Open	81OOW321614HL	1620	1862	32	16	13.5	2	108	6
	81OOW361614HL	1698	1953	36	16	13.5	2	112	7
	81OOW441614HL	1798	2066	44	16	13.5	2	119	8
	81OOW481614HL	1879	2160	48	16	13.5	3	130	9
	81OOW641614HL*	2352	2703	64	16	13.5	4	148	11



Double Height Wall Hung Overhead with Wood Doors	81OHW321628HL	3049	3507	32	16	27	2	230	11
	81OHW361628HL	3184	3662	36	16	27	2	240	12
	81OHW441628HL	3489	4011	44	16	27	2	250	14
	81OHW481628HL*	3602	4141	48	16	27	3	275	16



ORDERING NOTES: Locks are optional on all wood doors for an upcharge of **\$152 list per set** of 2 doors. Locks are standard on all lateral files and file drawer

Double Height Wall Hung Overhead with Glass Doors	81OHW321628HLG	3414	3927	32	16	27	2	240	11
	81OHW361628HLG	3564	4099	36	16	27	2	250	12
	81OHW441628HLG	3907	4491	44	16	27	2	260	14
	81OHW481628HLG*	4033	4637	48	16	27	3	285	16



DIMENSION KEY

W - width
D - depth
H - height

CODE DESCRIPTION

L - door hinged left
R - door hinged right
G - matte Silver framed glass doors
ST - storage unit
OHW - overhead with wood doors
OOW - open overhead

STANDARD FINISHES

For a complete list of standard wood finishes please see page 114. If specifying a palette finish, change model number prefix to 83, e.g. 83OH0814LURE.

STORAGE DOORS

Narrow doors hinge off the edge of the case, whereas wider doors hinge off center partition.

VESTRADA |

Hutches include a tackboard, priced at Gr 1/COM. Use this chart to get the upcharges for tackboard fabrics graded 2-9, and add it to the list price of the hutch

Fabric Grades

	1	2	3	4	5	6	7	8	9	W	H	COM	WT
81TBOHW3224U	336	372	410	470	613	747	886	1030	1151	31.75	24	1	8
81TBOHW3624U	337	374	411	471	614	749	654	1210	1152	35.75	24	1.5	10
81TBOHW4424U	382	514	543	674	811	935	1073	1237	1389	41.75	24	1.5	11
81TBOHW4824U	416	516	541	679	815	935	1081	1240	1421	47.75	24	1.75	12
81TBOHW6424U	516	703	691	917	1102	1309	1488	1699	1927	64	24	2	15

ORDERING NOTES:

Krug panel fabrics are available at grade 1 pricing. See page 4 for more information. Only Krug panel fabrics are available on KrugExpress. Please contact Customer Service for information on yardage required when ordering two or more tackboards.

ORDERING PROCEDURE

To order, please specify the following:

- 1) Krug product model number
- 2) Wood species and finish, see page 114
- 3) Pull style and finish, see page 116
- 4) V-Beam color, see page 117
- 5) Grommet location and style if applicable

* Indicates model illustrated by line drawing

Description	Model	Cherry Rift		W	D	H	Shipping Weight	Cubic Feet
		Oak Walnut	Maple					
2 Hi, Lateral File	81ST32202901	3668	4216	32	20	29.3	129	14
	81ST32242901*	3718	4277	32	24	29.3	155	17
	81ST36202901	3781	4347	36	20	29.3	151	16
	81ST36242901	3834	4407	36	24	29.3	181	19



ORDERING NOTES:

This unit features a V-Beam and therefore cannot accommodate 2 rows of binders.

2 Hi, Closed Bookcase	81ST32202911	2790	3209	32	20	29.3	94	14
	81ST32242911*	2838	3265	32	24	29.3	120	17
	81ST36202911	2878	3307	36	20	29.3	116	16
	81ST36242911	2928	3368	36	24	29.3	146	19




ORDERING NOTES:

This unit features a V-Beam and therefore cannot accommodate 2 rows of binders.

3 Hi, Lateral File	81ST32204201	4616	5309	32	20	41.8	164	20
	81ST32244201*	4712	5421	32	24	41.8	183	23
	81ST36204201	4758	5472	36	20	41.8	196	22
	81ST36244201	4859	5586	36	24	41.8	218	26



4 Hi, Single Width, Closed Shelves with Wood Door	81ST16205611L	2958	3403	16	20	55.5	125	14
	81ST16205611R	2958	3403	16	20	55.5	125	14
	81ST16245611L*	2991	3439	16	24	55.5	148	17
	81ST16245611R	2991	3439	16	24	55.5	148	17



ORDERING NOTES:

Locks are optional on all wood doors for an upcharge of **\$152 list** per set of 2 doors. Locks are standard on all lateral files and file drawer

DIMENSION KEY

W - width
D - depth
H - height

CODE DESCRIPTION

L - door hinged left
R - door hinged right
G - matte Silver framed glass doors
ST - storage unit
BC - bookcase
WR - wardrobe

STANDARD FINISHES

For a complete list of standard wood finishes please see page 114.


GROMMETS


One wiring grommet in standard position is optional at no charge. See page 117 for more wiring grommet information.

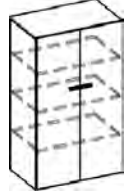
PULL LOCATIONS


For details please see page 116.

VESTRADA | STORAGE

Description	Model	Cherry Rift		W	D	H	Shipping Weight	Cubic Feet
		Oak Walnut	Maple					
 4 Hi, Lateral File	81ST32205601	5360	6162	32	20	55.5	220	26
	81ST32245601*	5473	6293	32	24	55.5	245	31
	81ST36205601	5523	6350	36	20	55.5	245	29
	81ST36245601	5640	6486	36	24	55.5	270	34

 4 Hi, Open Shelves	81ST32205617	3920	4507	32	20	55.5	175	26
	81ST32245617*	4070	4681	32	24	55.5	195	28
	81ST36205617	4035	4638	36	20	55.5	195	29
	81ST36245617	4193	4822	36	24	55.5	205	35

 4 Hi, Closed Shelves with Wood Doors	81ST32205611*	4392	5049	32	20	55.5	185	26
	81ST32245611	4580	5264	32	24	55.5	205	31
	81ST36205611	4521	5196	36	20	55.5	205	29
	81ST36245611	4718	5425	36	24	55.5	235	34

 4 Hi, 2 Lateral Files, 2 Open Shelves	81ST32205603	4432	5097	32	20	55.5	195	26
	81ST32245603*	4507	5183	32	24	55.5	220	31
	81ST36205603	4574	5261	36	20	55.5	220	29
	81ST36245603	4648	5345	36	24	55.5	245	34

ORDERING NOTES:

Locks are optional on all wood doors for an upcharge of **\$152 list per set** of 2 doors. Locks are standard on all lateral files and file drawer

ORDERING PROCEDURE

To order, please specify the following:

- 1) Krug product model number
- 2) Wood species and finish, see page 114
- 3) Pull style and finish, see page 116
- 4) V-Beam color, see page 117
- 5) Grommet location and style if applicable

* Indicates model illustrated by line drawing

CODE DESCRIPTION

L - door hinged left
 R - door hinged right
 G - matte Silver framed glass doors
 ST - storage unit
 BC - bookcase
 WR - wardrobe

STANDARD FINISHES

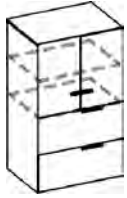
For a complete list of standard wood finishes please see page 114. If specifying a palette finish, change model number prefix to 83, e.g. 83OH0814LURE

ADJUSTABLE SHELVING

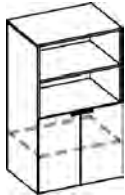
Storage units feature adjustable shelves that are adjustable in increments of approximately 1-1/4".

VESTRADA | STORAGE

Description	Model	Cherry Rift		W	D	H	Shipping Weight	Cubic Feet
		Oak Walnut	Maple					
4 Hi, 2 Lateral Files, 2 Closed Shelves with Wood Doors	81ST32205604	4469	5139	32	20	55.5	210	26
	81ST32245604*	4555	5238	32	24	55.5	235	31
	81ST36205604	4609	5299	36	20	55.5	235	29
	81ST36245604	4693	5397	36	24	55.5	260	34



4 Hi, 2 Closed Shelves, 2 Open Shelves	81ST32205613	4312	4959	32	20	55.5	165	26
	81ST32245613*	4500	5173	32	24	55.5	190	31
	81ST36205613	4437	5105	36	20	55.5	190	29
	81ST36245613	4637	5332	36	24	55.5	245	34



5 Hi, Single Width, Closed Shelves with Wood Door	81ST16207011L	3071	3533	16	20	69	143	17
	81ST16207011R	3071	3533	16	20	69	143	17
	81ST16247011L*	3127	3595	16	24	69	172	20
	81ST16247011R	3127	3595	16	24	69	172	20



5 Hi, Single Width, 2 Closed Shelves, 3 Open Shelves	81ST16207013L	3209	3690	16	20	69	111	17
	81ST16207013R	3209	3690	16	20	69	111	17
	81ST16247013L*	3257	3743	16	24	69	115	20
	81ST16247013R	3257	3743	16	24	69	115	20



ORDERING NOTES:

Locks are optional on all wood doors for an upcharge of **\$152 list per set** of 2 doors. Locks are standard on all lateral files and file drawer

DIMENSION KEY

W - width
D - depth
H - height

CODE DESCRIPTION

L - door hinged left
R - door hinged right
G - matte Silver framed glass doors
ST - storage unit
BC - bookcase
WR - wardrobe

STANDARD FINISHES

For a complete list of standard wood finishes please see page 114. If specifying a palette finish, change model number prefix to 83, e.g. 83OH0814LURE.

ADJUSTABLE SHELVING

Storage units feature adjustable shelves that are adjustable in increments of approximately 1-1/4".

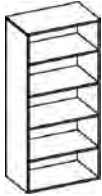
CASEGOODS | USA | 207

VESTRADA | STORAGE

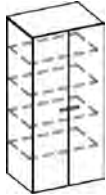
Description	Model	Cherry Rift		W	D	H	Shipping Weight	Cubic Feet
		Oak Walnut	Maple					
5 Hi, Single Width, 2 Closed Shelves, 3 Closed Shelves with Matte Silver Framed Glass Door	81ST16207014LG	3589	4129	16	20	69	150	17
	81ST16207014RG	3589	4129	16	20	69	150	17
	81ST16247014LG*	3672	4223	16	24	69	180	20
	81ST16247014RG	3672	4223	16	24	69	180	20



5 Hi, Open Shelves	81ST32207017*	4134	4756	32	20	69	200	32
	81ST32247017	4459	5128	32	24	69	210	38
	81ST36207017	4259	4897	36	20	69	210	34
	81ST36247017	4599	5287	36	24	69	220	42



5 Hi, Closed Shelves with Wood Doors	81ST32207011	4564	5248	32	20	69	220	32
	81ST32247011*	4659	5360	32	24	69	230	38
	81ST36207011	4704	5406	36	20	69	230	36
	81ST36247011	4796	5517	36	24	69	240	42



5 Hi, 2 Closed Shelves, 3 Open Shelves	81ST32207013*	4515	5192	32	20	69	210	32
	81ST32247013	4611	5302	32	24	69	220	38
	81ST36207013	4653	5351	36	20	69	220	36
	81ST36247013	4752	5465	36	24	69	230	42



ORDERING NOTES:

Locks are optional on all wood doors for an upcharge of **\$152 list per set** of 2 doors. Locks are standard on all lateral files and file drawer

ORDERING PROCEDURE

To order, please specify the following:

- 1) Krug product model number
- 2) Wood species and finish, see page 114
- 3) Pull style and finish, see page 116
- 4) V-Beam color, see page 117
- 5) Grommet location and style if applicable

* Indicates model illustrated by line drawing

CODE DESCRIPTION

G - glass
 OB - organizer bar
 ABB - binder bin
 AFB - file bar
 AFO - file organizer
 APT - paper tray

STANDARD FINISHES

For a complete list of standard wood finishes please see page 114. If specifying a palette finish, change model number prefix to 83, e.g. 83OH0814LURE

ADJUSTABLE SHELVING

Storage units feature adjustable shelves that are adjustable in increments of approximately 1-1/4".

VESTRADA | STORAGE

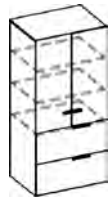
Description	Model	Cherry Rift		W	D	H	Shipping Weight	Cubic Feet
		Oak Walnut	Maple					
5 Hi, 2 Closed Shelves, 3 Closed Shelves with Matte Silver Framed Glass Doors	81ST32207014G	5293	6085	32	20	69	171	32
	81ST32247014G*	5437	6253	32	24	69	178	38
	81ST36207014G	5452	6268	36	20	69	192	36
	81ST36247014G	5600	6439	36	24	69	200	42



5 Hi, 2 Lateral Files, 3 Open Shelves	81ST32207003	5493	6315	32	20	69	160	32
	81ST32247003*	5560	6394	32	24	69	167	38
	81ST36207003	5660	6510	36	20	69	180	36
	81ST36247003	5733	6594	36	24	69	188	42



5 Hi, 2 Lateral Files, 3 Closed Shelves with Wood Doors	81ST32207004	6135	7053	32	20	69	171	32
	81ST32247004*	6206	7134	32	24	69	178	38
	81ST36207004	6323	7271	36	20	69	192	36
	81ST36247004	6394	7355	36	24	69	200	42



ORDERING NOTES:

Locks are optional on all wood doors for an upcharge of **\$152 list per set** of 2 doors. Locks are standard on all lateral files and file drawer

DIMENSION KEY

W - width
D - depth
H - height

CODE DESCRIPTION

L - door hinged left
R - door hinged right
G - matte Silver framed glass doors
ST - storage unit
BC - bookcase
WR - wardrobe

STANDARD FINISHES

For a complete list of standard wood finishes please see page 114. If specifying a palette finish, change model number prefix to 83, e.g. 83OH0814LURE.

ADJUSTABLE SHELVING

Storage units feature adjustable shelves that are adjustable in increments of approximately 1-1/4".

CASEGOODS | USA | 209

VESTRADA | STORAGE

Description	Model	Cherry Rift Oak Walnut		W	D	H	Shipping Weight	Cubic Feet
		Maple	Anigre					
5 Hi, 2 Lateral Files, 3 Closed Shelves with Matte Silver Framed Glass Doors	81ST32207004G	6609	7599	32	20	69	191	32
	81ST32247004G*	6679	7680	32	24	69	198	38
	81ST36207004G	6797	7818	36	20	69	212	36
	81ST36247004G	6870	7900	36	24	69	220	42



ORDERING NOTES:

Locks are not available on glass doors.

5 Hi, 4 Larteral Files, 1 Open Shelf	81ST32207005	6742	7755	32	20	69	240	32
	81ST32247005*	6829	7854	32	24	69	290	38
	81ST36207005	6951	7994	36	20	69	290	36
	81ST36247005	7041	8094	36	24	69	350	42



5 Hi, 2 Files/3 Wood Closed Shelves, 5 Open Shelves	81ST24207080	4415	5077	24	20	69	220	25
	81ST24207081	4415	5077	24	20	69	220	25
	81ST24247080*	4504	5179	24	24	69	260	29
	81ST24247081	4504	5179	24	24	69	260	29



ORDERING NOTES:

(80) Indicates left 3 closed wood doors and 2 file drawers, right 5 open

(81) Indicates left open, right 3 closed wood doors and 2 file drawers.

ORDERING PROCEDURE

To order, please specify the following:

- 1) Krug product model number
- 2) Wood species and finish, see page 114
- 3) Pull style and finish, see page 116
- 4) V-Beam color, see page 117
- 5) Grommet location and style if applicable

* Indicates model illustrated by line drawing

CODE DESCRIPTION

- L - door hinged left
- R - door hinged right
- G - matte Silver framed glass doors
- ST - storage unit
- BC - bookcase
- WR - wardrobe

STANDARD FINISHES

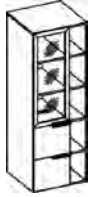
For a complete list of standard wood finishes please see page 114. If specifying a palette finish, change model number prefix to 83, e.g. 83OH0814LURE.

24" WIDE COMBINATION

Narrow doors hinge off the edge of the case, whereas wider doors hinge off center partition.

VESTRADA | STORAGE

Description	Model	Cherry Rift		W	D	H	Shipping Weight	Cubic Feet
		Oak Walnut	Maple					
5 Hi, 2 Files/3 Closed Shelves with Matte	81ST24207080G	4809	5528	24	20	69	220	25
Silver Framed Glass Door, 5 Open	81ST24247081G	4809	5528	24	20	69	220	25
	81ST24247080G*	4902	5636	24	24	69	260	29
	81ST24247081G	4902	5636	24	24	69	260	29



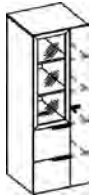
ORDERING NOTES:

(80G) Indicates left 3 closed glass doors and 2 file drawers, right 5 open
 (81G) Indicates left open, right 3 glass wood doors and 2 file drawers
 Locks are not available on glass doors.

5 Hi, 2 Files/3 Wood Closed Shelves,	81ST24207082	4690	5392	24	20	69	225	25
5 Closed Shelves with Wood Doors	81ST24207083	4690	5392	24	20	69	225	25
	81ST24247082*	4786	5504	24	24	69	265	29
	81ST24247083	4786	5504	24	24	69	265	29



5 Hi, 2 Files/3 Closed Shelves with Matte	81ST24207082G	5097	5861	24	20	69	225	25
Silver Framed Glass Door, 5 Closed	81ST24207083G	5097	5861	24	20	69	225	25
	81ST24247082G*	5201	5979	24	24	69	265	29
	81ST24247083G	5201	5979	24	24	69	265	29



ORDERING NOTES:

(82G) Indicates left 3 closed glass doors and 2 file drawers, right 5 closed with wood doors
 (83G) Indicates left closed with wood doors, right 3 closed glass doors and 2 file drawers
 Locks are not available on glass doors.

DIMENSION KEY

W - width
 D - depth
 H - height

CODE DESCRIPTION

G - glass
 OB - organizer bar
 ABB - binder bin
 AFB - file bar
 AFO - file organizer
 APT - paper tray

STANDARD FINISHES

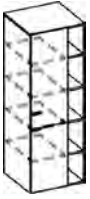
For a complete list of standard wood finishes please see page 114. If specifying a palette finish, change model number prefix to 83, e.g. 83OH0814LURE.

ADJUSTABLE SHELVING

Storage units feature adjustable shelves that are adjustable in increments of approximately 1-1/4".

VESTRADA | STORAGE

Description	Model	Cherry Rift Oak Walnut		W	D	H	Shipping Weight	Cubic Feet
		Maple	Anigre					
5 Hi, 2 Closed	81ST24207084	4296	4943	24	20	69	200	25
Shelves, 3 Closed	81ST24207085	4296	4943	24	20	69	200	25
Shelves with Wood	81ST24247084*	4389	5045	24	24	69	240	29
Doors, 5 Open	81ST24247085	4389	5045	24	24	69	240	29



ORDERING NOTES:

(84) Indicates left 3 closed wood doors and 2 closed doors, right 5 open.

(85) Indicates left 5 open, right 3 closed wood doors and 2 closed doors.

5 Hi, 2 Closed	81ST24207084G	4708	5412	24	20	69	190	25
Shelves, 3 Closed	81ST24207085G	4708	5412	24	20	69	190	25
Shelves with Matte	81ST24247084G*	4802	5524	24	24	69	230	29
Silver Framed Glass	81ST24247085G	4802	5524	24	24	69	230	29
Door, 5 Open								



ORDERING NOTES:

(84G) Indicates left 3 closed glass and 2 closed doors, right 5 open.

(85G) Indicates left 5 open, right 3 closed glass doors and 2 closed doors.

Locks are not available on glass doors.

ORDERING PROCEDURE

To order, please specify the following:

- 1) Krug product model number
- 2) Wood species and finish, see page 114
- 3) Pull style and finish, see page 116
- 4) V-Beam color, see page 117
- 5) Grommet location and style if applicable

* Indicates model illustrated by line drawing

CODE DESCRIPTION

L - door hinged left
 R - door hinged right
 G - matte Silver framed glass doors
 ST - storage unit
 BC - bookcase
 WR - wardrobe


STANDARD FINISHES

For a complete list of standard wood finishes please see page 114. If specifying a palette finish, change model number prefix to 83, e.g. 83OH0814LURE.

24" WIDE COMBINATION

Narrow doors hinge off the edge of the case, whereas wider doors hinge off center parti-tion.

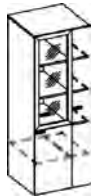
Description	Model	Cherry Rift		W	D	H	Shipping Weight	Cubic Feet
		Oak Walnut	Maple					
5 Hi, 2 Closed Shelves, 3 Closed Shelves with Wood Doors, 5 Closed	81ST24207086	4480	5150	24	20	69	205	25
	81ST24207087	4480	5150	24	24	69	205	25
	81ST24247086*	4571	5257	24	20	69	245	29
	81ST24247087	4571	5257	24	24	69	245	29



ORDERING NOTES:

(84) Indicates left 3 closed wood doors and 2 closed doors, right 5 closed.
 (85) Indicates left 5 closed, right 3 closed wood doors and 2 closed doors.


5 Hi, 2 Closed Shelves, 3 Closed Shelves with Matte Silver Framed Glass Door, 5 Closed	81ST24207086G	4868	5600	24	20	69	195	25
	81ST24207087G	4868	5600	24	20	69	195	25
	81ST24247086G*	5337	6138	24	24	69	235	29
	81ST24247087G	5337	6138	24	24	69	235	29



ORDERING NOTES:

(86G) Indicates left 3 closed glass and 2 closed doors, right 5 closed.
 (87G) Indicates left 5 closed, right 3 closed glass doors and 2 closed doors.
 Locks are not available on glass doors.

6 Hi, Single Width, Closed Shelves with Wood Door	81ST16208311L	3291	3785	16	20	83	165	21
	81ST16208311R	3291	3785	16	20	83	165	21
	81ST16248311L*	3345	3847	16	24	83	195	24
	81ST16248311R	3345	3847	16	24	83	195	24



ORDERING NOTES:

Locks are optional on all wood doors for an upcharge of **\$152 list per set** of 2 doors. Locks are standard on all lateral files and file drawer

DIMENSION KEY

W - width
 D - depth
 H - height

CODE DESCRIPTION

L - door hinged left
 R - door hinged right
 G - matte Silver framed glass doors
 ST - storage unit
 BC - bookcase
 WR - wardrobe

STANDARD FINISHES

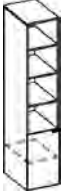
For a complete list of standard wood finishes please see page 114. If specifying a palette finish, change model number prefix to 83, e.g. 83OH0814LURE.

ADJUSTABLE SHELVING

Storage units feature adjustable shelves that are adjustable in increments of approximately 1-1/4".

VESTRADA | STORAGE

Description	Model	Cherry Rift		W	D	H	Shipping Weight	Cubic Feet
		Oak Walnut	Maple					
6 Hi, Single Width, 2 Closed Shelves,	81ST16208313L	3357	3862	16	20	83	155	21
4 Open Shelves	81ST16208313R	3357	3862	16	20	83	155	21
	81ST16248313L*	3415	3929	16	24	83	185	24
	81ST16248313R	3415	3929	16	24	83	185	24



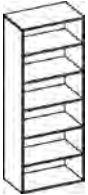
6 Hi, Single Width, 2 Closed Shelves, 4 Closed Shelves with Matte Silver Glass Door	81ST16208314LG	3739	4296	16	20	83	170	21
	81ST16208314RG	3739	4296	16	20	83	170	21
	81ST16248314LG*	3855	4433	16	24	83	200	24
	81ST16248314RG	3855	4433	16	24	83	200	24



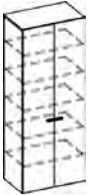
ORDERING NOTES:

This item is NOT available on KrugExpress.
Locks are not available on glass doors.

6 Hi, Open Shelves	81ST32208317*	4587	5275	32	20	83	220	38
	81ST32248317	4878	5609	32	24	83	230	44
	81ST36208317	4725	5436	36	20	83	230	42
	81ST36248317	4917	5652	36	24	83	240	50



6 Hi, Closed Shelves	81ST32208311	5017	5769	32	20	83	235	38
	81ST32248311*	5137	5906	32	24	83	245	45
	81ST36208311	5170	5945	36	20	83	245	42
	81ST36248311	5288	6081	36	24	83	245	50



ORDERING NOTES:

Locks are optional on all wood doors for an upcharge of **\$152 list per set** of 2 doors. Locks are standard on all lateral files and file drawer

ORDERING PROCEDURE

To order, please specify the following:

- 1) Krug product model number
- 2) Wood species and finish, see page 114
- 3) Pull style and finish, see page 116
- 4) V-Beam color, see page 117
- 5) Grommet location and style if applicable

* Indicates model illustrated by line drawing

CODE DESCRIPTION

L - door hinged left
R - door hinged right
G - matte Silver framed glass doors
ST - storage unit
BC - bookcase
WR - wardrobe

STANDARD FINISHES

For a complete list of standard wood finishes please see page 114. If specifying a palette finish, change model number prefix to 83, e.g. 83OH0814LURE.

ADJUSTABLE SHELVING

Storage units feature adjustable shelves that are adjustable in increments of approximately 1-1/4".

VESTRADA | STORAGE

Description	Model	Cherry Rift Oak Walnut		W	D	H	Shipping Weight	Cubic Feet
		Maple	Anigre					
6 Hi, 2 Closed Shelves with Wood Doors, 4 Open Shelves	81ST32208313	4951	5693	32	20	83	240	38
	81ST32248313*	5068	5828	32	24	83	250	45
	81ST36208313	5098	5863	36	20	83	250	42
	81ST36248313	5218	6002	36	24	83	270	50



6 Hi, 2 Closed Shelves with Wood Doors, 4 Closed Shelves with Matte Silver Framed Glass Doors	81ST32208314G	5717	6574	32	20	83	240	38
	81ST32248314G*	5914	6798	32	24	83	250	45
	81ST36208314G	5905	6791	36	20	83	250	42
	81ST36248314G	6091	7005	36	24	83	260	50



ORDERING NOTES:

This item is NOT available on KrugExpress.
Locks are not available on glass doors.

6 Hi, 2 Lateral Files, 4 Open Shelves	81ST32208303	6191	7122	32	20	83	240	38
	81ST32248303*	6288	7229	32	24	83	250	45
	81ST36208303	6382	7339	36	20	83	250	42
	81ST36248303	6478	7449	36	24	83	260	50



DIMENSION KEY

W - width
D - depth
H - height

CODE DESCRIPTION

L - door hinged left
R - door hinged right
G - matte Silver framed glass doors
ST - storage unit
BC - bookcase
WR - wardrobe

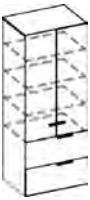
STANDARD FINISHES


For a complete list of standard wood finishes please see page 114. If specifying a palette finish, change model number prefix to 83, e.g. 83OH0814LURE.

ADJUSTABLE SHELVING

Storage units feature adjustable shelves that are adjustable in increments of approximately 1-1/4".

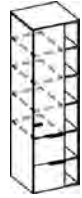
VESTRADA | STORAGE

Description	Model	Cherry Rift		W	D	H	Shipping Weight	Cubic Feet
		Oak Walnut	Maple					
 6 Hi, 2 Lateral Files, 4 Closed Shelves	81ST32208304	6420	7383	32	20	83	250	38
	81ST32248304*	6521	7501	32	24	83	260	45
	81ST36208304	6620	7613	36	20	83	260	42
	81ST36248304	6723	7733	36	24	83	270	50

 6 Hi, 2 Lateral Files, 4 Closed Shelves with Matte Silver Framed Glass Doors	81ST32208304G	6977	8022	32	20	83	250	38
	81ST32248304G*	7078	8138	32	24	83	260	45
	81ST36208304G	7175	8253	36	20	83	260	42
	81ST36248304G	7281	8369	36	24	83	270	50

ORDERING NOTES:

Locks are not available on glass doors.

 6 Hi, 2 Files/4 Closed Wood Doors, 6 Open Shelves	81ST24208380	4635	5329	24	20	83	240	29
	81ST24208381	4635	5329	24	20	83	240	29
	81ST24248380*	4729	5439	24	24	83	280	35
	81ST24248381	4729	5439	24	24	83	280	35

ORDERING NOTES:

(80) Indicates left 4 closed wood doors and 2 file drawers, right 6 open

(81) Indicates left 6 open, right 4 closed wood doors and 2 file drawers.

Locks are optional on all wood doors for an upcharge of **\$152 list per set** of 2 doors. Locks are standard on all lateral files and file drawer

ORDERING PROCEDURE

To order, please specify the following:

- 1) Krug product model number
- 2) Wood species and finish, see page 114
- 3) Pull style and finish, see page 116
- 4) V-Beam color, see page 117
- 5) Grommet location and style if applicable

* Indicates model illustrated by line drawing

CODE DESCRIPTION

L - door hinged left
 R - door hinged right
 G - matte Silver framed glass doors
 ST - storage unit
 BC - bookcase
 WR - wardrobe

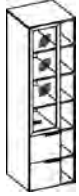
STANDARD FINISHES

For a complete list of standard wood finishes please see page 114. If specifying a palette finish, change model number prefix to 83, e.g. 83OH0814LURE.

ADJUSTABLE SHELVING

Storage units feature adjustable shelves that are adjustable in increments of approximately 1-1/4".


Description	Model	Cherry Rift Oak Walnut		W	D	H	Shipping Weight	Cubic Feet
		Maple	Anigre					
6 Hi, 2 Files/4 Closed Shelves with Matte	81ST24208380G	5043	5799	24	20	83	240	29
Silver Framed Glass Doors, 6 Open Shelves	81ST24208381G	5043	5799	24	20	83	240	29
	81ST24248380G*	5149	5920	24	24	83	280	35
	81ST24248381G	5149	5920	24	24	83	280	35



ORDERING NOTES:

(80G) Indicates left 4 closed glass doors and 2 file drawers, right 6 open
 (81G) Indicates left 6 open, right 4 closed glass doors and 2 file drawers
 Locks are not available on glass doors.

6 Hi, 2 Files/4 Closed Wood Doors, 6 Closed Shelves	81ST24208382	4923	5660	24	20	83	245	29
	81ST24208383	4923	5660	24	20	83	245	29
	81ST24248382*	5028	5782	24	24	83	285	35
	81ST24248383	5028	5782	24	24	83	285	35



ORDERING NOTES:

(82) Indicates left 4 closed wood doors and 2 file drawers, right 6 closed with wood doors
 (83) Indicates left 6 closed with wood doors, right 4 closed wood doors and 2 file drawers

6 Hi, 2 Files/4 Closed Shelves with Matte	81ST24208382G	5352	6156	24	20	83	245	29
Silver Framed Glass Doors, 6 Closed	81ST24208383G	5352	6156	24	20	83	245	29
	81ST24248382G*	5460	6280	24	24	83	285	35
	81ST24248383G	5460	6280	24	24	83	285	35



ORDERING NOTES:

(82G) Indicates left 4 closed glass doors and 2 file drawers, right 6 closed with wood doors
 (83G) Indicates left 6 closed with wood doors, right 4 closed glass doors and 2 file drawers
 Locks are not available on glass doors.

DIMENSION KEY

W - width
 D - depth
 H - height

CODE DESCRIPTION

L - door hinged left
 R - door hinged right
 G - matte Silver framed glass doors
 ST - storage unit
 BC - bookcase
 WR - wardrobe

STANDARD FINISHES

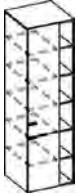
For a complete list of standard wood finishes please see page 114. If specifying a palette finish, change model number prefix to 83, e.g. 83OH0814LURE.

24" WIDE COMBINATION

Narrow doors hinge off the edge of the case, whereas wider doors hinge off center partition.

VESTRADA | STORAGE

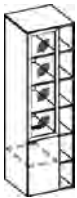
Description	Model	Cherry Rift		W	D	H	Shipping Weight	Cubic Feet
		Oak Walnut	Maple					
6 Hi, 2 Closed Shelves with Wood Doors, 4 Closed	81ST24208384	4511	5189	24	20	83	220	29
Shelves with Wood Doors, 4 Closed	81ST24208385	4511	5189	24	20	83	220	29
Doors, 4 Closed	81ST24248384*	4608	5298	24	24	83	260	35
Shelves with Wood Doors, 6 Open	81ST24248385	4608	5298	24	24	83	260	35



ORDERING NOTES:

- (84) Indicates left 4 closed wood doors and 2 closed doors, right 6 open.
- (85) Indicates left 6 open, right 4 closed wood doors and 2 closed doors.

6 Hi, 2 Closed Shelves with Wood Doors, 4 Closed Shelves with Matte Silver Framed Glass Doors, 6 Open	81ST24208384G	4942	5682	24	20	83	210	29
	81ST24208385G	4942	5682	24	20	83	210	29
	81ST24248384G*	5040	5796	24	24	83	250	35
	81ST24248385G	5040	5796	24	24	83	250	35



ORDERING NOTES:

- (84G) Indicates left 4 closed glass doors and 2 closed doors, right 6 open.
- (85G) Indicates left 6 open, right 4 closed glass doors and 2 closed doors.
- Locks are not available on glass doors.

ORDERING PROCEDURE

- To order, please specify the following:
- 1) Krug product model number
 - 2) Wood species and finish, see page 114
 - 3) Pull style and finish, see page 116
 - 4) V-Beam color, see page 117
 - 5) Grommet location and style if applicable

* Indicates model illustrated by line drawing

CODE DESCRIPTION

- L - door hinged left
- R - door hinged right
- G - matte Silver framed glass doors
- ST - storage unit
- BC - bookcase
- WR - wardrobe

STANDARD FINISHES

For a complete list of standard wood finishes please see page 114. If specifying a palette finish, change model number prefix to 83, e.g. 83OH0814LURE.

ADJUSTABLE SHELVING

Storage units feature adjustable shelves that are adjustable in increments of approximately 1-1/4".

VESTRADA | STORAGE

Description	Model	Cherry Rift Oak Walnut		W	D	H	Shipping Weight	Cubic Feet
		Maple	Anigre					
6 Hi, 2 Closed	81ST24208386	4704	5406	24	20	83	225	29
Shelves with Wood	81ST24208387	4704	5406	24	20	83	225	29
Doors, 4 Closed	81ST24248386*	4796	5517	24	24	83	265	35
Shelves with Wood	81ST24248387	4796	5517	24	24	83	265	35
Doors, 6 Closed								



ORDERING NOTES:

(84) Indicates left 4 closed wood doors and 2 closed doors, right 6 closed.
 (85) Indicates left 6 closed, right 4 closed wood doors and 2 closed doors.

6 Hi, 2 Closed	81ST24208386G	5112	5878	24	20	83	215	29
Shelves with Wood	81ST24208387G	5112	5878	24	24	83	215	29
Doors, 4 Closed	81ST24248386G*	5217	6000	24	20	83	255	35
Shelves with Matte Silver Framed Glass	81ST24248387G	5217	6000	24	24	83	255	35
Doors, 6 Closed								



ORDERING NOTES:

(86G) Indicates left 4 closed glass and 2 closed doors, right 6 closed.
 (87G) Indicates left 6 closed, right 4 closed glass doors and 2 closed doors.
 Locks are not available on glass doors.

Worksurface	81BCV32162917*	2478	2848	32	16	29	85	10
Bookcase	81BCV36162917	2763	3177	36	16	29	105	11



ORDERING NOTES:

This unit features a V-Beam and therefore cannot accommodate 2 rows of binders.

DIMENSION KEY

W - width
 D - depth
 H - height

CODE DESCRIPTION

L - door hinged left
 R - door hinged right
 G - matte Silver framed glass doors
 ST - storage unit
 BC - bookcase
 WR - wardrobe

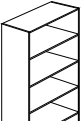
STANDARD FINISHES

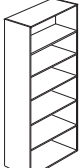
For a complete list of standard wood finishes please see page 114. If specifying a palette finish, change model number prefix to 83, e.g. 83OH0814LURE.

24" WIDE COMBINATION

Narrow doors hinge off the edge of the case, whereas wider doors hinge off center partition.

VESTRADA | STORAGE


Description	Model	Cherry Rift		W	D	H	Shipping Weight	Cubic Feet
		Oak Walnut	Maple					
	81BC32162917	2131	2451	32	16	29	75	10
	81BC36162917	2172	2465	36	16	29	95	11
	81BC32165617	2577	2964	32	16	55.5	180	21
	81BC36165617	2631	3025	36	16	55.5	180	24
	81BC32167017*	2932	3371	32	16	69	190	26
	81BC36167017	2991	3439	36	16	69	200	29

	6 Hi, Bookcase	81BC32168317*	3074	3535	36	16	83	220	36
		81BC36168317	3136	3606	32	16	83	210	31

ORDERING NOTES:

Bookcases are intended to be secured to a wall for safety, they also feature unfinished backs. These units accommodate standard binder storage, therefore they do not align with other case heights.

	5 Hi, Single Width Wardrobe	81WR16247002L*	3040	3497	16	24	69	170	20
		81WR16247002R	3040	3497	16	24	69	170	20

	5 Hi, Wardrobe, Closed Shelves	81WR32247001*	4055	4663	32	24	69	217	38
		81WR36247001	4177	4802	36	24	69	230	42

ORDERING PROCEDURE

To order, please specify the following:

- 1) Krug product model number
- 2) Wood species and finish, see page 114
- 3) Pull style and finish, see page 116
- 4) V-Beam color, see page 117
- 5) Grommet location and style if applicable

* Indicates model illustrated by line drawing

CODE DESCRIPTION

- L - door hinged left
- R - door hinged right
- G - matte Silver framed glass doors
- ST - storage unit
- BC - bookcase
- WR - wardrobe

STANDARD FINISHES

For a complete list of standard wood finishes please see page 114. If specifying a palette finish, change model number prefix to 83, e.g. 83OH0814LURE.

ADJUSTABLE SHELVING

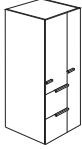
Storage units feature adjustable shelves that are adjustable in increments of approximately 1-1/4".

LOCK OPTION

Locks are available on wood doors for an upcharge of **\$152 list** per lock. 24", 30" & 36" wardrobes require 2 locks.

VESTRADA | STORAGE

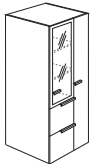
Description	Model	Cherry Rift		W	D	H	Shipping Weight	Cubic Feet
		Oak Walnut Maple	Anigre					
5 Hi, 2 Files/3 Closed Shelves with Wood Door, Wardrobe	81WR24247014*	4641	5337	24	24	69	260	29
	81WR24247015	4641	5337	24	24	69	260	29



ORDERING NOTES:

(14) Indicates left 3 closed wood door shelves centre-hinged and 2 file drawers, right 5 closed wood door wardrobe.
 (15) Indicates right 3 closed wood door shelves centre-hinged and 2 file drawers, left 5 closed wood door wardrobe.

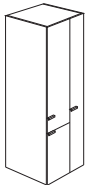
5 Hi, 2 Files/3 Closed Shelves with Matte Silver Framed Glass Door, Wardrobe	81WR24247014G*	5043	5799	24	24	69	260	29
	81WR24247015G	5043	5799	24	24	69	260	29



ORDERING NOTES:

(14G) Indicates left 3 closed glass door shelves centre-hinged and 2 file drawers, right 5 closed wood door wardrobe.
 (15G) Indicated right 3 closed glass door shelves centre-hinged and 2 file drawers, left 5 closed wood door wardrobe. Locks are not available on glass doors. This item is not available on KrugExpress.

5 Hi, 2 Closed Shelves with Wood Doors/3 Closed Shelves with Wood Door, Wardrobe	81WR24247016*	4433	5098	24	24	69	240	29
	81WR24247017	4433	5098	24	24	69	240	29



ORDERING NOTES:

(16) Indicates left 3 closed wood door shelves and 2 closed wood door shelves centre-hinged, right 5 closed wood door wardrobe.
 (17) Indicated right 3 closed wood door shelves and 2 closed wood door shelves centre-hinged, left 5 closed wood door wardrobe.

DIMENSION KEY

W - width
 D - depth
 H - height

CODE DESCRIPTION

L - door hinged left
 R - door hinged right
 G - matte Silver framed glass doors
 ST - storage unit
 BC - bookcase
 WR - wardrobe

STANDARD FINISHES

For a complete list of standard wood finishes please see page 114. If specifying a palette finish, change model number prefix to 83, e.g. 83OH0814LURE.

24" WIDE COMBINATION

Narrow doors hinge off the edge of the case, whereas wider doors hinge off center partition.

LOCK OPTION

Locks are available on wood doors for an upcharge of **\$152 list** per lock 24, 30 and 36" wardrobes require 2 locks

CASEGOODS | USA | 221

VESTRADA | STORAGE

Description	Model	Cherry Rift		W	D	H	Shipping Weight	Cubic Feet
		Oak Walnut	Maple					
5 Hi, 2 Closed Shelves with Wood Doors/3 Closed Shelves with Matte Silver Framed Glass Door, Wardrobe	81WR24247016G*	4818	5541	24	24	69	230	29
	81WR24247017G	4818	5541	24	24	69	230	29



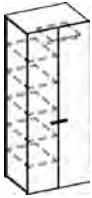
ORDERING NOTES:

(16G) Indicates left 3 closed glass door shelves and 2 closed wood door shelves centre-hinged, right 5 closed wood door wardrobe.

(17G) Indicated right 3 closed glass door shelves and 2 closed wood door shelves centre-hinged, left 5 closed wood door wardrobe.

Locks are not available on glass doors. This item is not available on KrugExpress.

6 Hi, Wardrobe, Closed Shelves	81WR32248301*	4466	5137	32	24	83	232	45
	81WR36248301	4602	5289	36	24	83	245	50



6 Hi, Single Width Wardrobe	81WR16248302L*	3242	3728	16	24	69	190	24
	81WR16248302R	3242	3728	16	24	83	190	24



ORDERING PROCEDURE

To order, please specify the following:

- 1) Krug product model number
- 2) Wood species and finish, see page 114
- 3) Pull style and finish, see page 116
- 4) V-Beam color, see page 117
- 5) Grommet location and style if applicable

* Indicates model illustrated by line drawing

CODE DESCRIPTION

L - door hinged left
 R - door hinged right
 G - matte Silver framed glass doors
 ST - storage unit
 BC - bookcase
 WR - wardrobe

STANDARD FINISHES

For a complete list of standard wood finishes please see page 114. If specifying a palette finish, change model number prefix to 83, e.g. 83OH0814LURE.

ADJUSTABLE SHELVING

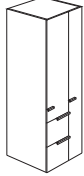
Storage units feature adjustable shelves that are adjustable in increments of approximately 1-1/4".

LOCK OPTION

Locks are available on wood doors for an upcharge of **\$152 list** per lock. 24", 30" & 36" wardrobes require 2 locks.

VESTRADA | STORAGE

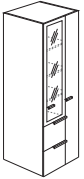
Description	Model	Cherry Rift		W	D	H	Shipping Weight	Cubic Feet
		Oak Walnut Maple	Anigre					
6 Hi, 2 Files/4 Closed Shelves with Wood Door, Wardrobe	81WR24248314*	4874	5607	24	24	83	280	35
	81WR24248315	4874	5607	24	24	83	280	35



ORDERING NOTES:

(14) Indicates left 4 closed wood door shelves centre-hinged and 2 file drawers, right 6 closed wood door wardrobe.(15) Indicated right 4 closed wood door shelves centre-hinged and 2 file drawers, left 6 closed wood door wardrobe. Locks are not available on glass doors. This item is not available on KrugExpress.

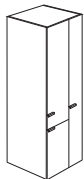
6 Hi, 2 Files/4 Closed Shelves with Matte Silver Framed Glass Door, Wardrobe	81WR24248314G*	5296	6090	24	24	83	280	35
	81WR24248315G	5296	6090	24	24	83	280	35



ORDERING NOTES:

(14G) Indicates left 4 closed glass door shelves centre-hinged and 2 file drawers, right 6 closed wood door wardrobe.(15G) Indicated right 4 closed glass door shelves centre-hinged and 2 file drawers, left 6 closed wood door wardrobe. Locks are not available on glass doors. This item is not available on KrugExpress.

6 Hi, 2 Closed Wood Door/ 4 Closed Wood Doors, Wardrobe	81WR24248316*	4655	5353	24	24	83	260	35
	81WR24248317	4655	5353	24	24	83	260	35

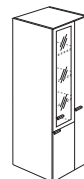


ORDERING NOTES:

(16) Indicates left 4 closed wood door shelves and 2 closed wood door shelves centre-hinged, right 6 closed wood door wardrobe.

(17) Indicated right 4 closed wood door shelves and 2 closed wood door shelves centre-hinged, left 6 closed wood door wardrobe.

6 Hi, 2 Closed Wood Door/ 4 Closed Matte Silver Framed Glass Door, Wardrobe	81WR24248316G*	5061	5061	24	24	83	250	35
	81WR24248317G	5061	5061	24	24	83	250	35



ORDERING NOTES:

(16G) Indicates left 4 closed glass door shelves and 2 closed wood door shelves centre-hinged, right 6 closed wood door wardrobe.

(17G) Indicated right 4 closed glass door shelves and 2 closed wood door shelves centre-hinged, left 6 closed wood door wardrobe.

Locks are not available on glass doors. This item is not available on KrugExpress.

DIMENSION KEY

W - width
D - depth
H - height

CODE DESCRIPTION

L - door hinged left
R - door hinged right
G - matte Silver framed glass doors
ST - storage unit
BC - bookcase
WR - wardrobe

STANDARD FINISHES

For a complete list of standard wood finishes please see page 114. If specifying a palette finish, change model number prefix to 83, e.g. 83OH0814LURE.

24" WIDE COMBINATION

Narrow doors hinge off the edge of the case, whereas wider doors hinge off center partition.

LOCK OPTION

Locks are available on wood doors for an upcharge of **\$152 list** per lock. 24", 30" & 36" wardrobes require 2 locks.

CASEGOODS | USA | 223

VESTRADA | WORKWALL COMPONENTS | GUIDELINES

VESTRADA HUTCHES

Hutches include L.E.D. Lights that are factory installed and require no field adjustment
L.E.D. Lights are mounted beneath the cabinet and hidden from view.

A tackboard in Grade 1 fabric is included with all Hutches.

Upcharges for higher graded fabrics are listed on page 234.

Tackboard fabric selections should be supplied with the order information. Palette options are listed on page 114.

Tackboards for Hutches are installed at the factory and require no additional set up on site.

Hutches over 84" in length are made in two pieces and require special installation.

Hutches are available with a finished inside back panel at standard list price, but must be clearly specified on order.
This option is available on Hutches up to 84" in length only. This option does not include a tackboard.

Locks are optional on wood hutch doors and can be specified at time of order for an upcharge of **\$152 list per set** of (2) doors.

WORKWALL COMPONENTS | GUIDELINES

Unlike other Krug product lines, VESTRADA features the WorkWall as well as the traditional hutch.

WorkWalls are comprised of combination of overheads, worksurface piers and/or full height piers.

VESTRADA WorkWalls are available with an exceptional number of options and accommodate all standard credenza lengths.

THE BASICS

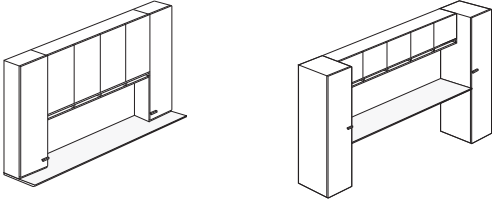
A WorkWall consists of 3 components: One Overhead and two storage Piers.

The Piers can either sit on the worksurface or extend to the floor.

There are 3 types of WorkWalls. These types are determined by the way the Overhead Unit is supported.

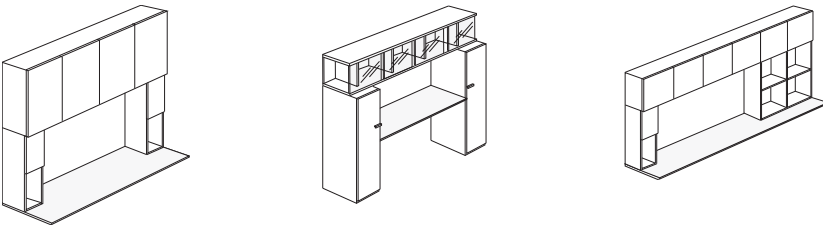
NOTE: Shaded horizontal tops in the drawings above represent Credenza tops.

1. End supported WorkWalls*: Overhead is supported on both ends.

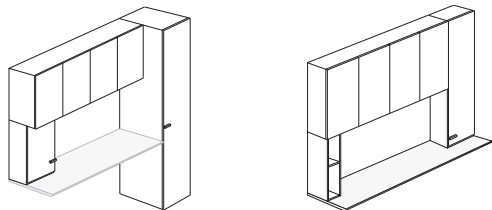


* WorkWalls that are End-Supported (as shown above) accommodate Paper Management Shelving.

2. Under supported WorkWalls: Overhead is supported from underneath on both ends.



3. Under and end supported WorkWalls: Overhead is under-supported on one side and end-supported on the other side.



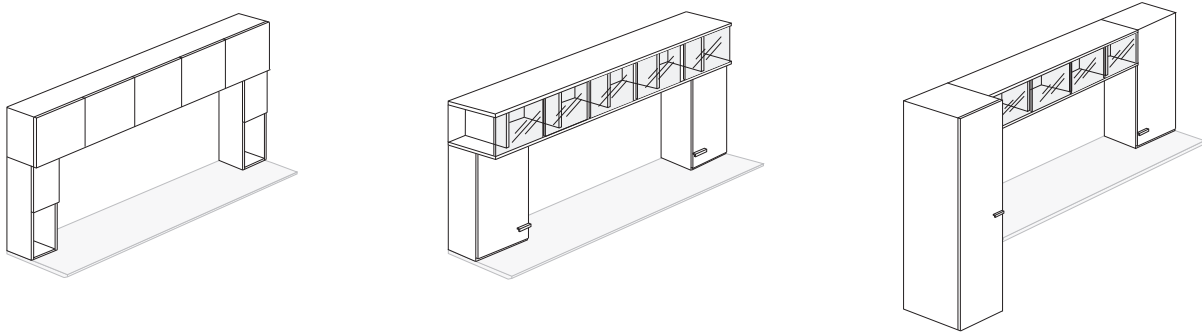
VESTRADA | WORKWALL COMPONENTS | GUIDELINES

The following are guidelines to bear in mind when building a WorkWall from components.

PIERS

When supporting an Overhead in a WorkWall, there are some basic guidelines to follow:

- Unless the Overhead is a Sliding Glass Door Overhead with open ends, any Overhead can be under-supported by 8" wide Piers as shown below/left.
- If the Overhead has open ends as shown below/center, it must be under-supported by a minimum of 16" wide Piers in order to sufficiently support the Overhead. Overheads with open ends can not be end-supported.
- 5 hi and 6 hi Storage Units can only be used as end-supporting Piers. 4 hi Storage Units can only be under-supporting.



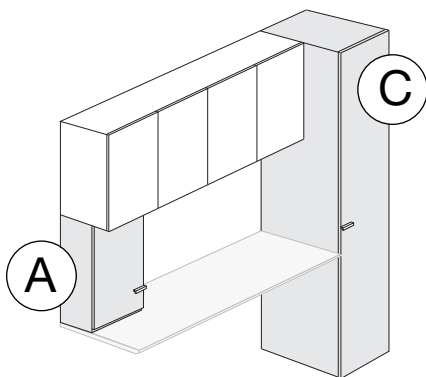
As mentioned in THE BASICS section, the Pier can either end or under-support the Overhead in a WorkWall.

On page 243, you will have a selection of Piers to choose from. Once you have selected the style and options for your Piers, you will need to specify the designation for each Pier in order to indicate how you would like to support your WorkWall. For example, in the diagram shown below, we are showing a WorkWall that is both under and end-supported.

The codes for these designations are:

SUFFIXES FOR PIERS

- LU – Left Pier / Under support
- RU – Right Pier / Under support
- LE – Left Pier / End support
- RE – Right Pier / End support



In the example shown left the suffixes would be as follows

A : (Worksurface Pier) - LU Left Pier under support

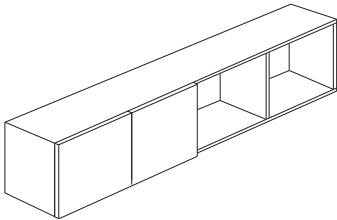
C : (Storage Unit) - RE Right Pier end support

VESTRADA | WORKWALL COMPONENTS | GUIDELINES

OVERHEADS

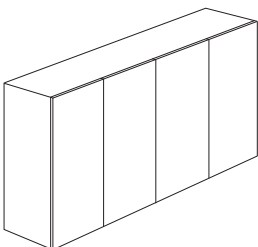
Overheads in this section are only to be used in WorkWalls with supporting Piers. For Wall Hung Overheads see page 235.

There are two different heights of Overheads in VESTRADA, single and double height. Single height Overheads are available with the following options in wood or paint as shown on page 235:



- Hinged Doors
- Open
- Combination Open / Closed Hinged Doors
- Sliding Glass Door / Closed Ends
- Sliding Glass Door / Open Ends
- Aluminum Framed Glass Doors
- Combination Wood / Aluminum Framed Glass Doors

* Combination Sliding Glass / Open not available.



- Hinged Doors
- Aluminum Framed Glass Doors
- Combination Wood / Aluminum Framed Glass Doors

Therefore, Sliding Glass Doors are only available on single height Overheads, whereas Aluminum Framed Glass is available on single and double height Overheads.

As illustrated in the PIERS section, the user must indicate a suffix when ordering an Overhead for a WorkWall configuration. There is one exception to this: open ended Sliding Glass Door Overheads can only be under-supported by 16" or larger Piers.

For example, in the diagram shown below, we are showing a WorkWall with an Overhead that is both under and end-supported. The codes for all Overhead designations are:

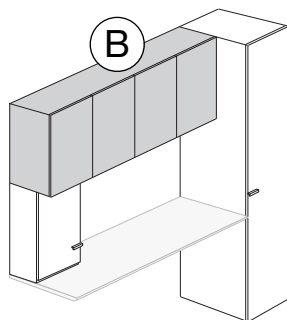
SUFFIXES FOR OVERHEADS

LURU – Left Under and Right Under supported

LERE – Left End and Right End supported

LURE – Left Under and Right End supported

LERU – Left End and Right Under supported



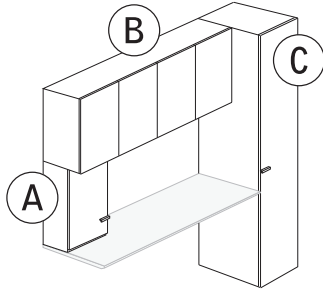
In the example shown left the suffixes would be as follows:

ⓑ : (Overhead) - LURE Left Under supported / Right End supported

VESTRADA | WORKWALL COMPONENTS | GUIDELINES


Piers and Overheads Summary

In conclusion, the suffixes for each component of the WorkWall line drawing are as follows:



- A - Desk Top Pier - LU Left Under Support
- B - Overhead - LURE Left Under supported/Right End supported
- C - Full Height Pier - RE Right End support
Storage Unit

OVERHEAD PAPER MANAGEMENT

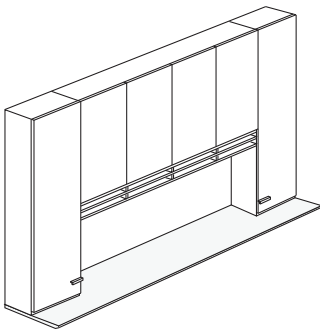


Paper management in VESTRADA can be specified in 1 or 2 tier versions. The general guideline for paper management is that the overhead, for which the paper management is being specified, must be end-supported on both ends. To specify paper management for your WorkWall, the overhead for which the paper management is to be added must be designated. A “PM” in the model number denotes that the overhead will be machined to accept paper management.

For example, if the model number for the overhead being specified is 81OH-641628 and the user requires paper management (either 1 or 2 tier), the model number would change to: 81OH-641628PMLERE

It is not necessary to designate on the overhead model number whether a 1 or 2 tier paper management unit is required. The type of paper management used is to be specified in the tackboard, L.E.D. light model number. Depending on the size of WorkWall and location of piers and overheads, the paper management price will vary. For pricing on paper management options, please refer to the paper management upcharge/sizing chart on page 242.

**The machining for paper management cannot be done in the field.



VESTRADA | WORKWALL COMPONENTS | GUIDELINES

TACKBOARDS, L.E.D. LIGHTS AND PAPER MANAGEMENT SHELVING



Tackboards and L.E.D. lights need to be specified as a separate line item and are acknowledged separately on an order for WorkWall. A TBHL must be ordered to complete a WorkWall. The model number prefix for the tackboard, L.E.D. light is TBHL.

When paper management is to be added, it must also appear in the tackboard, L.E.D. light model number as they are all built as one part. The model number prefix for tackboard, L.E.D. light and paper management tiers are:

- (a) 81TBHLP1—(for one tier paper management)
- (b) 81TBHLP2—(for two tier paper management)

Depending on the size of WorkWall and location of piers and overheads, the 81TBHL price will vary. For pricing and model numbers, please refer to the TBHL pricing chart .



LINKWALLS

LinkWalls are WorkWall components that meet at a corner. LinkWalls are comprised of two overheads that are end supported by a corner pier creating a corner solution.

Please follow these steps to specify your LinkWall from WorkWall components:

STEP 1: Choose your left pier.

- Designate under or end-supporting.

STEP 2: Choose your left overhead*

- Designate left end or under-supported.
- The right designation can only be end-supported.
- If specifying paper management add PM to overhead model number.

With paper management both sides must be end-supported.

*Sliding glass door overheads with open ends are not available in LinkWall configurations

STEP 3: Specify corner pier - model number 81PRC-161640

- If paper management** is required specify 1 or 2 tier by adding PM1 or PM2 to the end of the pier model number.

**The 1 or 2 tier paper management can only be ordered if used on both sides of the LinkWall.

STEP 4: Choose your right overhead*

- Designate end or under-supported.
- The left designation can only be end-supported.
- If specifying paper management add PM to overhead model number.

With paper management both sides must be end-supported.

*Sliding glass door overheads with open ends are not available in LinkWall configurations

STEP 5: Choose your right pier

- Designate under or end-supporting.

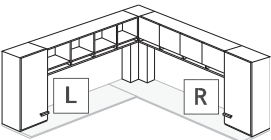
STEP 6: Specify tackboard - TBHL for both overheads

- Determine TBHL size.

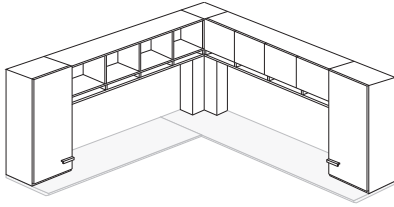
If the overhead and piers are both end-supporting simply use the size of the overhead.

If a pier is under-supporting subtract the amount of the pier which sits underneath the overhead from the size of the overhead.

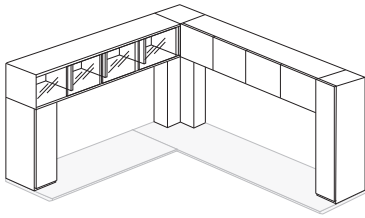
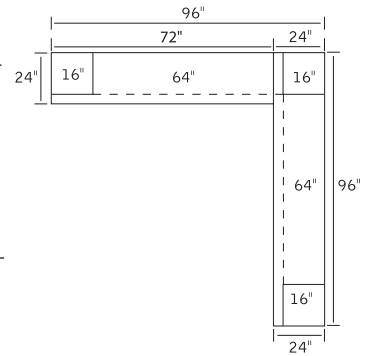
- If specifying paper management add PM1 or PM2 to TBHL model number and apply applicable upcharge to the price of the TBHL.



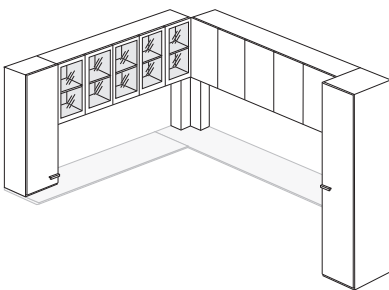
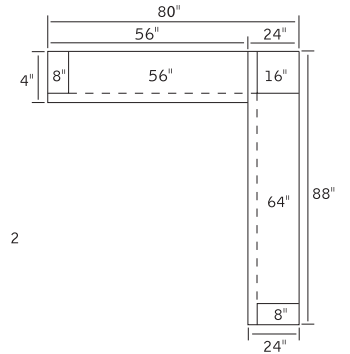
VESTRADA | WORKWALL COMPONENTS | GUIDELINES



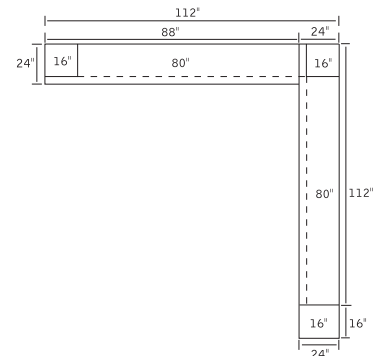
Model	Cherry	
	Oak	Anigre
	Maple	Walnut
81PR-161640-11LE	2108	2424
81OO-641640PMLERE	2814	3172
81TBHLP1-642415U	1373	1373
81PRC-161640PM1	2013	2316
81OH-641614PMLERE	3080	3481
81TBHLP1-642415U	1373	1373
81PR-161640-11RE	2108	2424
	14,869	16,563



Model	Cherry	
	Oak	Anigre
	Maple	Walnut
81PR-081426-11LU	1827	1796
81OS-641614LURE	3349	3292
81TBHL-562415U	942	942
81PRC-161640	2013	2316
81OH-641614LERE	2679	3082
81TBHL-642415U	973	973
81PR-081640-11RE	2046	2354
	13,829	14,755

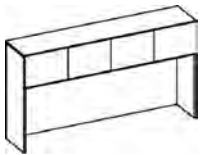


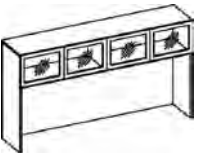
Model	Cherry	
	Oak	Anigre
	Maple	Walnut
81PR-161653-11LE	2491	2868
81OH-801628LEREG	3671	4221
81TBHL-802415U	1018	1018
81PRC-161640	2013	2316
81OH-801628LERE	3340	3839
81TBHL-802415U	1018	1018
81ST162483-11RE	3187	3664
	16,738	18,944



NOTE: If specifying palette finish change model number prefix to 83
 NOTE: All Tackboard pricing reflect a Grade 1 palette fabric

VESTRADA | HUTCHES

Description	Model	Cherry Rift		W	D	H	Shipping Weight	Cubic Feet	
		Oak Walnut Maple	Anigre						
 5 Hi, Wood Door Hutches	81HT641640	4377	5033	64	16	40	25.5	192	27
	81HT721640*	5140	5912	72	16	40	25.5	201	30
	81HT801640	5751	6612	80	16	40	25.5	215	35
	81HT881640	7405	8516	88	16	40	25.5	274	44
	81HT961640	8343	9595	96	16	40	25.5	293	47

 5 Hi, Matte Silver Framed Glass Door Hutches	81HT641640G	5166	5939	64	16	40	25.5	192	27
	81HT721640G*	6064	6973	72	16	40	25.5	201	30
	81HT801640G	6787	7805	80	16	40	25.5	215	35
	81HT881640G	8738	10049	88	16	40	25.5	274	44
	81HT961640G	9846	11322	96	16	40	25.5	293	47

 5 Hi, Open Hutches	81HTO641640	3927	4513	64	16	40	25.5	190	27
	81HTO721640*	4353	5007	72	16	40	25.5	199	30
	81HTO801640	4691	5393	80	16	40	25.5	213	35
	81HTO881640	6119	7038	88	16	40	25.5	272	44
	81HTO961640	6913	7949	96	16	40	25.5	291	47

 5 Hi, 64" & 72" Combination Hutches	81HTHO64164002	4152	4774	64	16	40	25.5	192	27
	81HTHO72164002*	4746	5457	72	16	40	25.5	201	30

ORDERING NOTES:

Paper management shelving is not available on 88" and 96" wide hutches. 88" and 96" hutches come in two pieces. For paper management, please add PM1 or PM2 after the model number, e.g., 81HT801640PM1. Please see page 234. for upcharges. Specify a Voice/Power/Data module with any hutch by adding 'W' at the end of the model number and a **\$252 list upcharge**. Hutches come standard with a Krug panel grade 1 fabric tackboard and L.E.D. lights. See page 234 for fabric upcharges. Locks are optional at an upcharge of **\$152 list per set** of 2 doors. Locks are standard on all file and lateral file drawers. Glass door hutches are NOT available on KrugExpress. Locks are not available on glass door hutches.

ORDERING PROCEDURE

To order, please specify the following:

- 1) Krug product model number
- 2) Wood species and finish, see page 114
- 3) Pull style and finish, see page 116
- 4) V-Beam color, see page 117
- 5) Grommet location and style if applicable

* Indicates model illustrated by line drawing

CODE DESCRIPTION

G - matte Silver framed frosted glass doors
 W - voice/power/data module
 02 - two closed left, remainder open
 04 - three closed left, remainder open
 06 - four closed left, remainder open
 PM - paper management (optional)
 HT - closed hinged door hutch
 HT0 - open hutch
 HTH0- combination open and closed hinged hutch
 HUTCH- double height hinged closed/open hutch

STANDARD FINISHES

For a complete list of standard wood finishes please see page 114.

PAPER MANAGEMENT

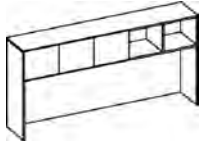
For paper management, add PM1 or PM2 after hutch model number. Apply appropriate upcharge from page 234 to hutch.

TACKBOARDS

Hutches come standard with a Krug panel grade 1 fabric tackboard and L.E.D. lights. See page 234 for fabric upcharges.

VESTRADA | HUTCHES

Description	Model	Cherry Rift		W	D	H		Shipping Weight	Cubic Feet
		Oak	Walnut						
5 Hi, 80" Combination Hutches	81HTHO80164004	Maple 5218	Anigre 6002	80	16	40	25.5	215	35



	81HT641653	5407	6218	64	16	53	25.5	273	27
	81HT721653*	6188	7119	72	16	53	25.5	281	30
	81HT801653	7177	8254	80	16	53	25.5	299	35
	81HT881653	9201	10584	88	16	53	25.5	358	44
	81HT961653	10392	11955	96	16	53	25.5	377	47

	81HT641653G	6378	7337	64	16	53	25.5	273	27
	81HT721653G*	7298	8393	72	16	53	25.5	281	30
	81HT801653G	8416	9682	80	16	53	25.5	299	35
	81HT881653G	10855	12484	88	16	53	25.5	358	44
	81HT961653G	12267	14105	96	16	53	25.5	377	47

	81HTCH641653	5138	5910	64	16	53	25.5	273	27
	81HTCH721653*	5878	6760	72	16	53	25.5	281	30
	81HTCH801653	6773	7791	80	16	53	25.5	299	35

ORDERING NOTES:

Paper management shelving is not available on 88" and 96" wide hutches. 88" and 96" hutches come in two pieces. For paper management, please add PM1 or PM2 after the model number, e.g., 81HT801640PM1. Please see page 248 for upcharges. Specify a Voice/Power/Data module with any hutch by adding 'W' at the end of the model number and a **\$252 list upcharge**.

Hutches come standard with a Krug panel grade 1 fabric tackboard and L.E.D. lights. See page 248 for fabric upcharges. Locks are optional at an upcharge of **\$152 list per set** of 2 doors. Locks are standard on all file and lateral file drawers. Glass door hutches are NOT available on KrugExpress. Locks are not available on glass door hutches.

DIMENSION KEY

W - width
D - depth
H - height

CODE DESCRIPTION

G - matte Silver framed frosted glass doors
W - voice/power/data module
02 - two closed left, remainder open
04 - three closed left, remainder open
06 - four closed left, remainder open
PM - paper management (optional)
HT - closed hinged door hutch
HT0 - open hutch
HTH0- combination open and closed hinged hutch
HUTCH- double height hinged closed/open hutch

STANDARD FINISHES

For a complete list of standard wood finishes please see page 114.

PAPER MANAGEMENT

For paper management, add PM1 or PM2 after hutch model number. Apply appropriate upcharge from page 248 to hutch.

VESTRADA | HUTCH, TACKBOARDS, PAPER MANAGEMENT PRICING

Tackboard upcharges for hutches.

Use this chart to find the upcharge for tackboard fabrics graded 2-9 and add it to the cost of the hutch. FABRIC GRADES

	2	3	4	5	6	7	8	9	com
64" hutch tackboard	176	378	378	740	917	1093	1270	1578	2
72" hutch tackboard	210	451	451	887	1096	1310	1522	1828	2.25
80" hutch tackboard	294	614	614	1202	1497	1790	2084	2463	2.5
88" hutch tackboard	333	688	688	1348	1680	2010	2339	2714	2.75
96" hutch tackboard	364	757	757	1482	1846	2212	2569	2983	3.00

On single piece hutches, the yardage requirement for two tackboards is the same as for one tackboard. Please keep this in mind when ordering more than one tackboard. For example, if the number of tackboards required is 7 and the COM requirement for 1 tackboard is 1.5 yards, the calculation for COM yardage is as follows: 4.5 yards are required for 6 tackboards + 1.5 yards for the 7th tackboard for a total of 6 yards. In the case of an even number of tackboards, divide the number of tackboards required by 2 and multiply that number by COM requirement on the chart.

The fabric must be at least 54" wide in order to qualify for this procedure. If the fabric is less than 54" wide, the COM yardage listed on the chart is the amount required for each tackboard.

* Palette Panel fabrics are Grade 3 fabrics.

A tackboard in grade 1 fabric is included in the price of the hutch.

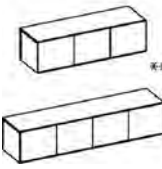
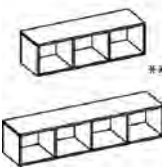


Paper Management upcharges to be added to the price of the hutch.

	TACKBOARD SIZE		
	64"	72"	80"
1 Tier	385	424	447
2 Tier	775	840	914



VESTRADA | WORKWALL COMPONENTS/OVERHEADS

Description	Model	Cherry Rift		W	D	H	Shipping Weight	Cubic Feet	
		Oak	Walnut						
	81OH481614LERE	2520	2898	48	16	13.75	120	9	
	81OH481614LERU	2520	2898	48	16	13.75	120	9	
	81OH481614LURU	2520	2898	48	16	13.75	120	9	
	81OH481614LURE	2520	2898	48	16	13.75	120	9	
	81OH641614LERE*	2812	3235	64	16	13.75	150	11	
	81OH641614LERU	2812	3235	64	16	13.75	150	11	
	81OH641614LURU	2812	3235	64	16	13.75	150	11	
	81OH641614LURE	2812	3235	64	16	13.75	150	11	
	81OH801614LERE	3236	3718	80	16	13.75	180	14	
	81OH801614LERU	3236	3718	80	16	13.75	180	14	
	81OH801614LURU	3236	3718	80	16	13.75	180	14	
	81OH801614LURE	3236	3718	80	16	13.75	180	14	
	81OH961614LERE	3721	4282	96	16	13.75	210	17	
	81OH961614LERU	3721	4282	96	16	13.75	210	17	
	81OH961614LURU	3721	4282	96	16	13.75	210	17	
	81OH961614LURE	3721	4282	96	16	13.75	210	17	
		81OO481614LERE*	2394	2753	48	16	13.75	110	9
		81OO481614LERU	2394	2753	48	16	13.75	110	9
81OO481614LURU		2394	2753	48	16	13.75	110	9	
81OO481614LURE		2394	2753	48	16	13.75	110	9	
81OO641614LERE**		2532	2912	64	16	13.75	140	11	
81OO641614LERU		2532	2912	64	16	13.75	140	11	
81OO641614LURU		2532	2912	64	16	13.75	140	11	
81OO641614LURE		2532	2912	64	16	13.75	140	11	
81OO801614LERE		3073	3534	80	16	13.75	170	14	
81OO801614LERU		3073	3534	80	16	13.75	170	14	
81OO801614LURU		3073	3534	80	16	13.75	170	14	
81OO801614LURE		3073	3534	80	16	13.75	170	14	
81OO961614LERE		3535	4065	96	16	13.75	200	17	
81OO961614LERU		3535	4065	96	16	13.75	200	17	
81OO961614LURU		3535	4065	96	16	13.75	200	17	
81OO961614LURE		3535	4065	96	16	13.75	200	17	

ORDERING NOTES:

Please see page 226 for instructions on overhead suffix designations. For example, LURE means that the overhead is Left Under-supported/Right End supported.

For paper management, please add PM before the 'L' in the model number, see page 228 for ordering instructions and pricing. Paper management cases can only be end supported.

Tackboard and L.E.D. lights are an integral part of each WorkWall and MUST BE ordered to complete a WorkWall.

Locks are optional at an upcharge of **\$152 list per set** of 2 doors. Locks are standard on all file and lateral file drawers.

Double height overheads feature adjustable shelving.

Glass door overheads are NOT available on KrugExpress. Locks are not available on glass doors.

DIMENSION KEY

W - width
D - depth
H - height

CODE DESCRIPTION

G - matte Silver framed frosted glass doors
W - voice/power/data module
02 - two closed left, remainder open
04 - three closed left, remainder open
06 - four closed left, remainder open
PM - paper management (optional)
HT - closed hinged door hutch
HT0 - open hutch
HTH0 - combination open and closed hinged hutch
HUTCH - double height hinged closed/open hutch

STANDARD FINISHES

For a complete list of standard wood finishes please see page 114. If specifying a palette finish, change model number prefix to 83, e.g. 83OH0814LURE.

COMBINATION OVERHEADS Combination styles are designated by a numerical reference as listed in the code description. Combinations are only available as listed.

VESTRADA | WORKWALL COMPONENTS/OVERHEADS

Description	Model	Cherry Rift		W	D	H	Shipping Weight	Cubic Feet	
		Oak	Walnut						
Sliding Glass Door	81OS481614LERE*	3147	3622	48	16	13.75	115	9	
Overheads, Closed	81OS481614LERU	3147	3622	48	16	13.75	115	9	
Ends	81OS481614LURU	3147	3622	48	16	13.75	115	9	
	81OS481614LURE	3147	3622	48	16	13.75	115	9	
	81OS641614LERE**	3516	4042	64	16	13.75	145	11	
	81OS641614LERU	3516	4042	64	16	13.75	145	11	
	81OS641614LURU	3516	4042	64	16	13.75	145	11	
	81OS641614LURE	3516	4042	64	16	13.75	145	11	
	81OS801614LERE	4042	4649	80	16	13.75	175	14	
	81OS801614LERU	4042	4649	80	16	13.75	175	14	
	81OS801614LURU	4042	4649	80	16	13.75	175	14	
	81OS801614LURE	4042	4649	80	16	13.75	175	14	
	81OS961614LERE	4649	5346	96	16	13.75	205	17	
	81OS961614LERU	4649	5346	96	16	13.75	205	17	
	81OS961614LURU	4649	5346	96	16	13.75	205	17	
	81OS961614LURE	4649	5346	96	16	13.75	205	17	
	Sliding Glass Door	81OIS481614LURU*	3147	3622	48	16	13.75	120	9
	Overheads, Open	81OIS641614LURU**	3516	4042	64	16	13.75	150	11
	Ends	81OIS801614LURU	4042	4649	80	16	13.75	180	14
	81OIS961614LURU	4649	5346	96	16	13.75	210	17	

ORDERING NOTES:

Please see page 226 for instructions on overhead suffix designations. For example, LURE means that the overhead is Left Under-supported/Right End supported.

For paper management, please add PM before the 'L' in the model number, see page 228 for ordering instructions and pricing.

Paper management cases can only be end supported.

Tackboard and L.E.D. lights are an integral part of each WorkWall and MUST BE ordered to complete a WorkWall.

Locks are optional at an upcharge of **\$152 list per set** of 2 doors. Locks are standard on all file and lateral file drawers.

Double height overheads feature adjustable shelving.

Glass door overheads are NOT available on KrugExpress. Locks are not available on glass doors.

ORDERING PROCEDURE

To order, please specify the following:

- 1) Krug product model number
- 2) Wood species and finish, see page 114
- 3) Pull style and finish, see page 116
- 4) V-Beam color, see page 117
- 5) Grommet location and style if applicable

* Indicates model illustrated by line drawing

CODE DESCRIPTION

- L - left hand position
- R - right hand position
- E - end-supported
- U - under-supported
- OH - hinged door overheads
- OO - open overheads
- OS - sliding glass overhead, closed ends
- PM - paper management

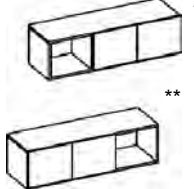
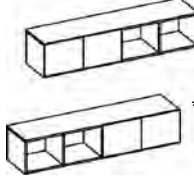
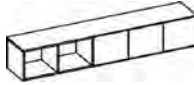
STANDARD FINISHES

For a complete list of standard wood finishes please see page 114. If specifying a palette finish, change model number prefix to 83, e.g. 83OH0814LURE.

SLIDING GLASS DOOR OVERHEADS

Sliding glass door overheads with OPEN ENDS can only be specified if under-supported by two 16" wide piers and are NOT available with paper management.

VESTRADA | WORKWALL COMPONENTS/OVERHEADS

Description	Model	Cherry Rift		W	D	H	Shipping Weight	Cubic Feet	
		Oak	Walnut						
48" Wood Door/Open Combination Over- heads 	81OHO48161401LERE*	2459	2827	48	16	14	120	9	
	81OHO48161402LERE**	2459	2827	48	16	14	120	9	
	81OHO48161401LERU	2459	2827	48	16	14	120	9	
	81OHO48161402LERU	2459	2827	48	16	14	120	9	
	81OHO48161401LURE	2459	2827	48	16	14	120	9	
	81OHO48161402LURE	2459	2827	48	16	14	120	9	
	81OHO48161401LURU	2459	2827	48	16	14	120	9	
	81OHO48161402LURU	2459	2827	48	16	14	120	9	
	<hr/>								
	64" Wood Door/Open Combination Over- heads 	81OHO64161402LERE*	2671	3071	64	16	14	150	11
81OHO64161403LERE**		2671	3071	64	16	14	150	11	
81OHO64161402LERU		2671	3071	64	16	14	150	11	
81OHO64161403LERU		2671	3071	64	16	14	150	11	
81OHO64161402LURE		2671	3071	64	16	14	150	11	
81OHO64161403LURE		2671	3071	64	16	14	150	11	
81OHO64161402LURU		2671	3071	64	16	14	150	11	
81OHO64161403LURU		2671	3071	64	16	14	150	11	
<hr/>									
80" Wood Door/Open Combination Over- heads 	81OHO80161402LERE	3156	3628	80	16	14	180	14	
	81OHO80161403LERE*	3156	3628	80	16	14	180	14	
	81OHO80161404LERE	3156	3628	80	16	14	180	14	
	81OHO80161402LERU	3156	3628	80	16	14	180	14	
	81OHO80161403LERU	3156	3628	80	16	14	180	14	
	81OHO80161404LERU	3156	3628	80	16	14	180	14	
	81OHO80161402LURE	3156	3628	80	16	14	180	14	
	81OHO80161403LURE	3156	3628	80	16	14	180	14	
	81OHO80161404LURE	3156	3628	80	16	14	180	14	
	81OHO80161402LURU	3156	3628	80	16	14	180	14	
	81OHO80161403LURU	3156	3628	80	16	14	180	14	
	81OHO80161404LURU	3156	3628	80	16	14	180	14	

ORDERING NOTES:

Please see page 226 for instructions on overhead suffix designations. For example, LURE means that the overhead is Left Under-supported/Right End supported.

For paper management, please add PM before the 'L' in the model number, see page 228 for ordering instructions and pricing. Paper management cases can only be end supported.

Tackboard and L.E.D. lights are an integral part of each WorkWall and MUST BE ordered to complete a WorkWall.

Locks are optional at an upcharge of **\$152 list per set** of 2 doors. Locks are standard on all file and lateral file drawers.

Double height overheads feature adjustable shelving.

Glass door overheads are NOT available on KrugExpress. Locks are not available on glass doors.

DIMENSION KEY

W - width
D - depth
H - height

CODE DESCRIPTION

L - left hand position
R - right hand position
E - end-supported
U - under-supported
03 - two glass left, remainder wood
04 - two wood left, remainder glass
07 - four glass left, remainder glass
08 - four wood left, remainder glass
09 - one glass, wood, one glass

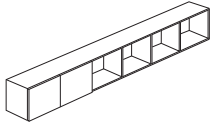
STANDARD FINISHES

For a complete list of standard wood finishes please see page 114. If specifying a palette finish, change model number prefix to 83, e.g. 83OH0814LURE.

COMBINATION OVERHEADS

Combination styles are designated by a numerical reference as listed in the code description. Combinations are only available as listed.

VESTRADA | WORKWALL COMPONENTS/OVERHEADS

Description	Model	Cherry Rift		W	D	H	Shipping Weight	Cubic Feet
		Oak Walnut	Maple					
	81OHO96161402LERE*	3682	4234	96	16	14	210	17
	81OHO96161407LERE	3682	4234	96	16	14	210	17
	81OHO96161402LERU	3682	4234	96	16	14	210	17
	81OHO96161407LERU	3682	4234	96	16	14	210	17
	81OHO96161402LURE	3682	4234	96	16	14	210	17
	81OHO96161407LURE	3682	4234	96	16	14	210	17
	81OHO96161402LURU	3682	4234	96	16	14	210	17
	81OHO96161407LURU	3682	4234	96	16	14	210	17

ORDERING NOTES:

Please see page 226 for instructions on overhead suffix designations. For example, LURE means that the overhead is Left Under-supported/Right End supported.

For paper management, please add PM before the 'L' in the model number, see page 228 for ordering instructions and pricing. Paper management cases can only be end supported.

Tackboard and L.E.D. lights are an integral part of each WorkWall and MUST BE ordered to complete a WorkWall.

Locks are optional at an upcharge of **\$152 list per set** of 2 doors. Locks are standard on all file and lateral file drawers. Double height overheads feature adjustable shelving.

Glass door overheads are NOT available on KrugExpress. Locks are not available on glass doors.

Combination styles are designated by a numerical reference as listed in the code description. Combinations are only available as listed.

ORDERING PROCEDURE

To order, please specify the following:

- 1) Krug product model number
- 2) Wood species and finish, see page 114
- 3) Pull style and finish, see page 116
- 4) V-Beam color, see page 117
- 5) Grommet location and style if applicable

* Indicates model illustrated by line drawing

CODE DESCRIPTION

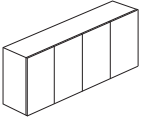
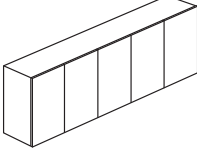
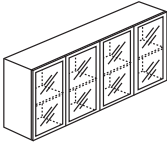
- L - left hand position
- R - right hand position
- E - end-supported
- U - under-supported
- 03 - two glass left, remainder wood
- 04 - two wood left, remainder glass
- 07 - four glass left, remainder glass
- 08 - four wood left, remainder glass
- 09 - one glass, wood, one glass

STANDARD FINISHES

For a complete list of standard wood finishes please see page 114. If specifying a palette finish, change model number prefix to 83, e.g. 83OH0814LURE.

COMBINATION OVERHEADS Combination styles are designated by a numerical reference as listed in the code description. Combinations are only available

VESTRADA | WORKWALL COMPONENTS/OVERHEADS

Description	Model	Cherry Rift		W	D	H	Shipping Weight	Cubic Feet	
		Oak	Walnut						
Double Height Wood Door Overheads  *  **	81OH481628LERE*	2978	3425	48	16	28	150	15	
	81OH641628LERE	3303	3796	64	16	28	200	21	
	81OH801628LERE	3505	4029	80	16	28	250	26	
	81OH961628LERE	3866	4444	96	16	28	300	30	
	81OH481628LERU	2978	3425	48	16	28	150	15	
	81OH641628LERU	3303	3796	64	16	28	200	21	
	81OH801628LERU	3505	4029	80	16	28	250	26	
	81OH961628LERU	3866	4444	96	16	28	300	30	
	81OH481628LURE	2978	3425	48	16	28	150	15	
	81OH641628LURE**	3342	3796	64	16	28	200	21	
	81OH801628LURE	3505	4029	80	16	28	250	26	
	81OH961628LURE	3866	4444	96	16	28	300	30	
	81OH481628LURU	2978	3425	48	16	28	150	15	
	81OH641628LURU	3303	3796	64	16	28	200	21	
	81OH801628LURU	3505	4029	80	16	28	250	26	
	81OH961628LURU	3866	4444	96	16	28	300	30	
	Double Height Matte Silver Framed Glass Door Overheads  *	81OH481628LEREG	3273	3763	48	16	28	150	15
		81OH641628LEREG	3634	4179	64	16	28	200	21
81OH801628LEREG		3854	4432	80	16	28	250	26	
81OH961628LEREG		4252	4890	96	16	28	300	30	
81OH481628LERUG		3273	3763	48	16	28	150	15	
81OH641628LERUG		3634	4179	64	16	28	200	21	
81OH801628LERUG		3854	4432	80	16	28	250	26	
81OH961628LERUG		4252	4890	96	16	28	300	30	
81OH481628LUREG		3273	3763	48	16	28	150	15	
81OH641628LUREG*		3634	4179	64	16	28	200	21	
81OH801628LUREG		3854	4432	80	16	28	250	26	
81OH961628LUREG		4252	4890	96	16	28	300	30	
81OH481628LURUG		3273	3763	48	16	28	150	15	
81OH641628LURUG		3634	4179	64	16	28	200	21	
81OH801628LURUG		3854	4432	80	16	28	250	26	
81OH961628LURUG		4252	4890	96	16	28	300	30	

DIMENSION KEY

W - width
D - depth
H - height

CODE DESCRIPTION

L - left hand position
R - right hand position
E - end-supported
U - under-supported
OH - hinged door overheads
OO - open overheads
OS - sliding glass overhead, closed ends
PM - paper management

STANDARD FINISHES

For a complete list of standard wood finishes please see page 114. If specifying a palette finish, change model number prefix to 83, e.g. 83OH0814LURE.

SLIDING GLASS DOOR OVERHEADS



Sliding glass door overheads with OPEN ENDS can only be specified if under-supported by two 16" wide piers and are NOT available with paper management.

COMBINATION OVERHEADS

Combination styles are designated by a numerical reference as listed in the code description. Combinations are only available as listed.

CASEGOODS | USA | 237

VESTRADA | WORKWALL COMPONENTS/OVERHEADS

Description	Model	Cherry Rift		W	D	H	Shipping Weight	Cubic Feet
		Oak Walnut	Maple Anigre					
48" Double Height	81OH48162802LERE	3173	3648	48	16	28	150	11
Matte Silver Framed	81OH48162803LERE	3173	3648	48	16	28	150	11
Glass/Wood Door	81OH48162802LERU	3173	3648	48	16	28	150	11
Combination	81OH48162803LERU	3173	3648	48	16	28	150	11
Overheads	81OH48162802LURU	3173	3648	48	16	28	150	11
	81OH48162803LURU	3173	3648	48	16	28	150	11
	81OH48162802LURE	3173	3648	48	16	28	150	11
	81OH48162803LURE	3173	3648	48	16	28	150	11
	81OH48162809LERE*	3173	3648	48	16	28	150	11
	81OH48162810LERE	3074	3535	48	16	28	150	11
	81OH48162809LERU	3173	3648	48	16	28	150	11
	81OH48162810LERU	3074	3535	48	16	28	150	11
	81OH48162809LURU	3173	3648	48	16	28	150	11
	81OH48162810LURU	3074	3535	48	16	28	150	11
	81OH48162809LURE	3173	3648	48	16	28	150	11
	81OH48162810LURE	3074	3535	48	16	28	150	11
<hr/>								
64" Double Height,	81OH64162803LERE*	3468	3985	64	16	28	200	21
Matte Silver Framed	81OH64162806LERE	3358	3865	64	16	28	200	21
Glass/ Wood Door	81OH64162803LERU	3468	3985	64	16	28	200	21
Combination	81OH64162806LERU	3358	3865	64	16	28	200	21
Overheads	81OH64162803LURE	3468	3985	64	16	28	200	21
	81OH64162806LURE	3358	3865	64	16	28	200	21
	81OH64162803LURU	3468	3985	64	16	28	200	21
	81OH64162806LURU	3358	3865	64	16	28	200	21
	81OH64162809LERE	3468	3985	64	16	28	200	21
	81OH64162810LERE	3468	3985	64	16	28	200	21
	81OH64162809LERU	3468	3985	64	16	28	200	21
	81OH64162810LERU	3468	3985	64	16	28	200	21
	81OH64162809LURU	3468	3985	64	16	28	200	21
	81OH64162810LURU	3468	3985	64	16	28	200	21
	81OH64162809LURE	3468	3985	64	16	28	200	21
	81OH64162810LURE	3468	3985	64	16	28	200	21

ORDERING NOTES:

Please see page 226 for instructions on overhead suffix designations. For example, LURE means that the overhead is Left Under-supported/Right End supported.

For paper management, please add PM before the 'L' in the model number, see page 228 for ordering instructions and pricing.

Paper management cases can only be end supported.

Tackboard and L.E.D. lights are an integral part of each WorkWall and MUST BE ordered to complete a WorkWall.

Locks are optional at an upcharge of **\$152 list per set** of 2 doors. Locks are standard on all file and lateral file drawers.

Double height overheads feature adjustable shelving.

Glass door overheads are NOT available on KrugExpress. Locks are not available on glass doors.

ORDERING PROCEDURE

To order, please specify the following:

- 1) Krug product model number
- 2) Wood species and finish, see page 114
- 3) Pull style and finish, see page 116
- 4) V-Beam color, see page 117
- 5) Grommet location and style if applicable

* Indicates model illustrated by line drawing

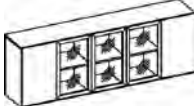

CODE DESCRIPTION

- L - left hand position
- R - right hand position
- E - end-supported
- U - under-supported

STANDARD FINISHES

For a complete list of standard wood finishes please see page 114. If specifying a palette finish, change model number prefix to 83, e.g. 83OH0814LURE.

VESTRADA | WORKWALL COMPONENTS/OVERHEADS

Description	Model	Cherry Rift		W	D	H	Shipping Weight	Cubic Feet	
		Oak Walnut	Maple						Anigre
80" Double Height, Matte Silver Framed Glass/ Wood Door Combination Overheads 	81OH80162803LERE	3620	4164	80	16	28	250	26	
	81OH80162806LERE	3620	4164	80	16	28	250	26	
	81OH80162803LERU	3620	4164	80	16	28	250	26	
	81OH80162806LERU	3620	4164	80	16	28	250	26	
	81OH80162803LURE	3620	4164	80	16	28	250	26	
	81OH80162806LURE	3620	4164	80	16	28	250	26	
	81OH80162803LURU	3620	4164	80	16	28	250	26	
	81OH80162806LURU	3620	4164	80	16	28	250	26	
	81OH80162809LERE	3620	4164	80	16	28	250	26	
	81OH80162810LERE*	3739	4296	80	16	28	250	26	
	81OH80162809LERU	3620	4164	80	16	28	250	26	
	81OH80162810LERU	3739	4296	80	16	28	250	26	
	81OH80162809LURE	3620	4164	80	16	28	250	26	
	81OH80162810LURE	3739	4296	80	16	28	250	26	
	81OH80162809LURU	3620	4164	80	16	28	250	26	
	81OH80162810LURU	3739	4296	80	16	28	250	26	
	96" Double Height, Matte Silver Framed Glass/ Wood Door Combination Overheads 	81OH96162803LERE	3962	4559	96	16	28	300	30
		81OH96162804LERE	4155	4780	96	16	28	300	30
81OH96162807LERE		4155	4780	96	16	28	300	30	
81OH96162808LERE		3962	4559	96	16	28	300	30	
81OH96162803LERU		3962	4559	96	16	28	300	30	
81OH96162804LERU		4155	4780	96	16	28	300	30	
81OH96162807LERU		4155	4780	96	16	28	300	30	
81OH96162808LERU		3962	4559	96	16	28	300	30	
81OH96162803LURU		3962	4559	96	16	28	300	30	
81OH96162807LURU		4155	4780	96	16	28	300	30	
81OH96162804LURU		4155	4780	96	16	28	300	30	
81OH96162808LURU		3962	4559	96	16	28	300	30	
81OH96162804LURE		4155	4780	96	16	28	300	30	
81OH96162803LURE		3962	4559	96	16	28	300	30	
81OH96162807LURE		4155	4780	96	16	28	300	30	
81OH96162808LURE		3962	4559	96	16	28	300	30	
81OH96162809LERE		3962	4559	96	16	28	300	30	
81OH96162810LERE		4155	4780	96	16	28	300	30	
81OH96162811LERE		4155	4780	96	16	28	300	30	
81OH96162812LERE		3962	4559	96	16	28	300	30	
81OH96162809LERU		3962	4559	96	16	28	300	30	
81OH96162810LERU		3962	4780	96	16	28	300	30	
81OH96162812LERU		4155	4559	96	16	28	300	30	
81OH96162811LERU		4155	4780	96	16	28	300	30	
81OH96162809LURU	3962	4559	96	16	28	300	30		
81OH96162810LURU	4155	4780	96	16	28	300	30		
81OH96162811LURU	4155	4780	96	16	28	300	30		
81OH96162812LURU	3962	4559	96	16	28	300	30		
81OH96162809LURE	3962	4559	96	16	28	300	30		
81OH96162810LURE	4155	4780	96	16	28	300	30		
81OH96162811LURE	4155	4780	96	16	28	300	30		
81OH96162812LURE	3962	4559	96	16	28	300	30		

ORDERING NOTES:

Please see page 228 for instructions on overhead suffix designations. For example, LURE means that the overhead is Left Under-supported/Right End supported. For paper management, please add PM before the 'L' in the model number, see page 228 for ordering instructions and pricing. Paper management cases can only be end supported. Tackboard and L.E.D. lights are an integral part of each WorkWall and MUST BE ordered to complete a WorkWall. Locks are optional at an upcharge of **\$152 list per set** of 2 doors. Locks are standard on all file and lateral file drawers. Double height overheads feature adjustable shelving. Glass door overheads are NOT available on KrugExpress. Locks are not available on glass doors.

DIMENSION KEY

W - width
D - depth
H - height

CODE DESCRIPTION

L - left hand position
R - right hand position
E - end-supported
U - under-supported
03 - two glass left, remainder wood
04 - two wood left, remainder glass
06 - three wood left, remainder glass
07 - four glass left, remainder glass
08 - four wood left, remainder glass
09 - one glass, wood, one glass
10 - one wood, glass, one wood
11 - two glass, wood, two glass
12 - two wood, glass, two wood

STANDARD FINISHES

For a complete list of standard wood finishes please see page 114.

COMBINATION OVERHEADS

Combination styles are designated by a numerical reference as listed in the code description. Combinations are only available as listed.

VESTRADA | WORKWALL COMPONENTS/OVERHEADS

TBHL - TACKBOARD L.E.D. LIGHT PRICING CHART A TBHL must be ordered in order to complete a WorkWall.

Model	FABRIC GRADES									W	H	COM
	1	2	3	4	5	6	7	8	9			
81TBHL8 402415U	854	870	905	1015	1215	1405	1596	1795	2058	40	23.5	1.25
81TBHL8 482415U	927	946	982	1108	1331	1545	1760	1981	2274	48	23.5	1.50
81TBHL8 562415U	990	1009	1044	1173	1405	1624	1844	2076	2376	56	23.5	1.74
81TBHL8 642415U	1021	1039	1067	1212	1453	1680	1911	2147	2461	64	23.5	2.00
81TBHL8 722415U	1044	1063	1089	1244	1487	1720	1955	2198	2496	72	23.5	2.25
81TBHL8 802415U	1071	1092	1114	1276	1527	1769	2010	2263	2581	80	23.5	2.50
81TBHL8 882415U	1090	1109	1134	1295	1554	1798	2042	2299	2634	88	23.5	2.75
81TBHL8 962415U	1108	1128	1153	1316	1581	1828	2077	2339	2676	96	23.5	3.0

Krug Momentum Panel Fabrics are available at grade 1 pricing. See page 9 for more information.






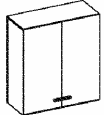
Only Krug Momentum Panel fabrics are available on *KrugExpress*.

PAPER MANAGEMENT

The following paper management upcharges are to be added to the price of the TBHL. Specify 1 tier or 2 tier paper management with a PM1 or PM2 before size in TBHL model number, e.g., 81TBHLPM1-482415U.

TACKBOARD SIZE	48"	64"	80"	96"
1 Tier	367	372	403	443
2 Tier	738	740	805	879

VESTRADA | WORKWALL COMPONENTS / WORKSURFACE STORAGE PIERS

Description	Model	Cherry Rift Oak Walnut			W	D	H	Shipping Weight	Cubic Feet
		Maple	Anigre	Palette					
 8" Piers, 26" High	81PR08142617LU*	1746	2007	1569	8	14	26	16	3
	81PR08142617RU	1746	2007	1569	8	14	26	16	3
	81PR08142611LU	1918	2206	1728	8	14	26	20	3
	81PR08142611RU	1918	2206	1728	8	14	26	20	3
	81PR08142661LU	1833	2106	1646	8	14	26	18	3
	81PR08142661RU	1833	2106	1646	8	14	26	18	3
 16" Piers, 26" High	81PR16142617LU	1823	2098	1642	16	14	26	20	5
	81PR16142617RU	1823	2098	1642	16	14	26	20	5
	81PR16142611LU*	1982	2279	1781	16	14	26	28	5
	81PR16142611RU	1982	2279	1781	16	14	26	28	5
	81PR16142661LU	1902	2186	1713	16	14	26	23	5
	81PR16142661RU	1902	2186	1713	16	14	26	23	5
 32" Piers, 26" High	81PR32142617LU	2136	2459	1923	32	14	26	36	9
	81PR32142617RU	2136	2459	1923	32	14	26	36	9
	81PR32142611LU*	2323	2671	2090	32	14	26	46	9
	81PR32142611RU	2323	2671	2090	32	14	26	46	9
	81PR32142661LU	2228	2562	2004	32	14	26	43	9
	81PR32142661RU	2228	2562	2004	32	14	26	43	9
 8" Piers, 40" High	81PR08164017LE*	2061	2369	1855	8	16	40	40	5
	81PR08164017RE	2061	2369	1855	8	16	40	40	5
	81PR08164011LE	2148	2472	1935	8	16	40	46	5
	81PR08164011RE	2148	2472	1935	8	16	40	46	5
	81PR08164061LE	2119	2437	1908	8	16	40	44	5
	81PR08164061RE	2119	2437	1908	8	16	40	44	5
 16" Piers, 40" High	81PR16164017LE	2126	2445	1913	16	16	40	55	8
	81PR16164017RE	2126	2445	1913	16	16	40	55	8
	81PR16164011LE*	2214	2545	1993	16	16	40	70	8
	81PR16164011RE	2214	2545	1993	16	16	40	70	8
	81PR16164011LEG	2489	2861	2241	16	16	40	73	8
	81PR16164011REG	2489	2861	2241	16	16	40	73	8
	81PR16164061LE	2194	2524	1976	16	16	40	64	8
	81PR16164061RE	2194	2524	1976	16	16	40	64	8
 32" Piers, 40" High	81PR32164017LE	2287	2632	2060	32	16	40	95	13
	81PR32164017RE	2287	2632	2060	32	16	40	95	13
	81PR32164011LE*	2541	2922	2286	32	16	40	110	13
	81PR32164011RE	2541	2922	2286	32	16	40	110	13
	81PR32164011LEG	2859	3289	2571	32	16	40	120	13
	81PR32164011REG	2859	3289	2571	32	16	40	120	13
	81PR32164061LE	2386	2744	2147	32	16	40	115	13
	81PR32164061RE	2386	2744	2147	32	16	40	115	13

DIMENSION KEY

W - width
D - depth
H - height

CODE DESCRIPTION

L - door, hinged left
R - door, hinged right
E - end support
U - under support
G - glass doors
17 - open
11 - closed
61 - one open/closed wood
PRC- linkwall corner pier

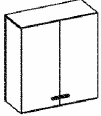




STANDARD FINISHES

For a complete list of standard wood finishes please see page 114.

LOCKS

Locks are optional at an upcharge of **\$152 list per set** of 2 doors. Locks are standard on all file and lateral file drawers

VESTRADA | WORKWALL COMPONENTS/WORKSURFACE STORAGE PIERS

Description	Model	Cherry Rift			W	D	H	Shipping Weight	Cubic Feet
		Oak	Walnut						
		Maple	Anigre	Palette					
	81PR36164017LE	2405	2764	2164	36	16	40	100	15
	81PR36164017RE	2405	2764	2164	36	16	40	100	15
	81PR36164011LE*	2595	2986	2337	36	16	40	120	15
	81PR36164011RE	2595	2986	2337	36	16	40	120	15
	81PR36164011LEG	2921	3358	2630	36	16	40	130	15
	81PR36164011REG	2921	3358	2630	36	16	40	130	15
	81PR36164061LE	2507	2883	2256	36	16	40	120	15
	81PR36164061RE	2507	2883	2256	36	16	40	120	15
	81PR08165317LE*	2212	2542	1990	8	16	53	45	6
	81PR08165317RE	2212	2542	1990	8	16	53	45	6
	81PR08165311LE	2459	2827	2238	8	16	53	45	6
	81PR08165311RE	2459	2827	2238	8	16	53	45	6
	81PR16165317LE	2407	2768	2166	16	16	53	70	11
	81PR16165317RE	2407	2768	2166	16	16	53	70	11
	81PR16165311LE*	2615	3010	2355	16	16	53	86	11
	81PR16165311RE	2615	3010	2355	16	16	53	86	11
	81PR16165311LEG	2984	3430	2684	16	16	53	90	11
	81PR16165311REG	2984	3430	2684	16	16	53	90	11
	81PR16165361LE	2511	2886	2261	16	16	53	82	11
	81PR16165361RE	2511	2886	2261	16	16	53	82	11
	81PR32165317LE	2823	3246	2541	32	16	53	125	18
	81PR32165317RE	2823	3246	2541	32	16	53	125	18
	81PR32165311LE	3095	3559	2785	32	16	53	140	18
	81PR32165311RE	3095	3559	2785	32	16	53	140	18
	81PR32165311LEG	3481	4003	3133	32	16	53	150	18
	81PR32165311REG	3481	4003	3133	32	16	53	150	18
	81PR32165361LE*	2946	3386	2650	32	16	53	150	18
	81PR32165361RE	2946	3386	2650	32	16	53	150	18
	81PR36165317LE	2883	3315	2594	36	16	53	135	20
	81PR36165317RE	2883	3315	2594	36	16	53	135	20
	81PR36165311LE	3160	3634	2845	36	16	53	155	20
	81PR36165311RE	3160	3634	2845	36	16	53	155	20
	81PR36165311LEG*	3555	4088	3200	36	16	53	165	20
	81PR36165311REG	3555	4088	3200	36	16	53	165	20
	81PR36165361LE	3009	3459	2709	36	16	53	165	20
	81PR36165361RE	3009	3459	2709	36	16	53	165	20
16" Corner Pier- for use in Link Wall	81PRC161640	2113	2432	1905	16	16	40	70	8

ORDERING NOTES:

If used on overheads with 1 tier paper manager add suffix PM1 to the end of the model number. If used on overheads with 2 tier paper manager add suffix PM2 to the end of the model number. This pier can only be end supporting. Please see page 226 for ordering information.

ORDERING PROCEDURE

- To order, please specify the following:
- 1) Krug product model number
 - 2) Wood species and finish, see page 114
 - 3) Pull style and finish, see page 116
 - 4) V-Beam color, see page 117
 - 5) Grommet location and style if applicable

* Indicates model illustrated by line drawing

CODE DESCRIPTION

- L - left hand position
- R - right hand position
- E - end-supported
- U - under-supported
- 02 - one wood, remainder glass

STANDARD FINISHES

For a complete list of standard wood finishes please see page 114. If specifying a palette finish, change model number prefix to 83, e.g. 83OH0814LURE.

LOCKS

Locks are optional at an upcharge of **\$152 list per set** of 2 doors. Locks are standard on all file and lateral file drawers.

Terms and Conditions

Net 30 days on approved credit. A late payment charge of 1% per month will be applied on overdue invoices. This charge will be pro-rated to the number of days past 30 days that the invoice is overdue. All applicable sales taxes are extra. Distribution of this price list does not in itself constitute an offer to sell. Orders can be received only from authorized Krug dealers. Acceptance of any order and terms of sale may be established at the discretion of Krug. Deposits are required on orders received from new accounts as well as on large or special orders. Krug reserves the right to discontinue designs, or to change designs, construction, prices, or materials without notice.

Contact Information

Phone: 1.888.578.KRUG (5784) | Fax: 1.519.748.5177
Purchase Order Fax: 1.888.236.4783
Purchase Order E-mail: orders@krug.ca
Web: www.krug.ca E-mail: solutions@krug.ca

Customer Service Hours

Please note customer service hours are:
8:30 am to 5:00 pm est

Customer Satisfaction

It is the primary goal of Krug and our staff to ensure the complete satisfaction of our customers with our products and performance. If a problem arises with a Krug product after the expiration of the limited warranty period, Krug will exercise its best efforts to achieve the satisfaction of the customer in a manner that is fair to all concerned.

Order Acknowledgments

Each order will be acknowledged via e-mail or fax. This acknowledgment is the final agreement between Krug and the customer, superseding all previous communications regarding the purchase order. Where there is a discrepancy on a purchase order between a product code and a description, Krug will make every effort to resolve the discrepancy, but will be ruled by the product code ordered. Please check all acknowledgments for accuracy, and advise Krug of any discrepancies with a purchase order.

Order Cancellation

Krug reserves the right to not accept or allow cancellation of orders. All products are manufactured on a custom-made, make-to-order basis, and the purchasing, engineering and production of orders begins shortly after order placement - and the customer purchase order is a contract that authorizes Krug to manufacture the products. Acceptance of order cancellation (or partial cancellation) is solely at the discretion of Krug, and is dependent on the extent to which engineering, purchasing and manufacturing has been initiated by the time cancellation is requested. No order cancellations (partial or otherwise) are allowable more than 4 weeks from date of order placement (as order production is unable to be terminated by that point), and full payment of the acknowledged order value is required for any orders cancelled after 4 weeks. Cancellations may be allowable in less than 4 weeks after order placement, depending on the extent to which manufacturing has been initiated. An acceptance of order cancellation requires that the purchaser agrees to make payment for all costs incurred to the point of acceptance of cancellation. Cancellation charges include all costs for purchase of dedicated material and components, engineering costs for non-standard products, and all costs for manufacturing completed to that point, as well as a \$350 net charge for processing of the original order and for processing of cancellation invoicing.

Pricing

Krug endeavors to ensure that all prices in this price list reflect accurately our current prices. However, errors do occur and will be rectified through notices to the field. Krug reserves the right to acknowledge pricing that may be different from the price list.

Warranty

Krug warrants the construction and the finish of all our products to be free from defects in materials and workmanship for a period of 10 years from the date of purchase. This warranty is applicable to products in use by their original purchaser. This warranty does not apply to components not manufactured by Krug including textiles, which are subject to the specific warranties of those manufacturers,

if any. Textiles (fabric, leather, vinyl, or any other covering material) suppliers do not guarantee their products for durability and color fastness, and nor does Krug. Casters, mechanical and electrical components have a warranty of five years from the date of purchase. The Krug warranty does not apply to COM-specified materials, damage caused by a carrier other than Krug, or variation in wood finishes due to natural wood color variation. Krug cannot be held responsible for variations in fabric dye lots from order to order. All fabric is carefully inspected when it is received, but a degree of variation in color should be expected. Repairs or replacement of any defect covered under this warranty by Krug will be made, at our option and method, at no charge to the original purchaser during the warranty period. Krug's judgement is final and binding with respect to the nature or cause of defects or damage, and the necessity or manner of repair or replacement.

This warranty does not apply to defects or damage resulting from:

- normal wear and tear occurring with the use of the product
- negligence, misuse, excessive use, alteration, improper cleaning or repair
- substitution or use of incorrect or unauthorized components or material
- handling or installation that is incorrect, or that causes damage or defect
- damage incurred by a freight carrier other than Krug
- wearing of finishes and fabrics, and normal variations in material (including dye lot variations)
- properties of natural materials, including wood and leather
- exposure to environments with uncontrolled temperature and humidity (products must be transported, stored and used in climate-controlled conditions)

Note, specific warranties for components and materials not manufactured by Krug:

Height Adjustable Mechanism Warranty

Krug warrants to the original consumer purchaser its Height Adjustable Mechanism that it will be free from defects in material and workmanship. This limited warranty covers material and manufacturing defects, which cause a non-conformance in the function of a table base and is limited to the following products and warranty term determined from their dates of purchase:

- a) Electronic components such as control boxes, hand switches and motors – two (2) years
- b) Mechanical components such as crank drives, spindles – five (5) years
- c) Structural components such as J-channels, feet and top supports – ten (10) years

The start of the warranty period is the documented date of your purchase of the product. The warranty herein is made to and for the benefit of the original consumer purchaser of the product and is non-transferable. If you discover a defect in material or workmanship during the warranty period, and Krug agrees that the defect exists, Krug will, at its option, repair or replace the Product at no charge to you, provided it is returned during the warranty period. In the unlikely event that your product should require repair or replacement during the warranty period, please contact Krug to obtain warranty service. The warranty period on replacement products is the remainder of the warranty on the original product or 30 days, whichever is longer.

Testing

All Krug Conference products meet or exceed the testing requirements of ANSI/BIFMA X5.5-2014 or X5.9-2012.



Dimensions

Dimensions are in inches and approximate, and subject to change without notice. Contact Customer Service if dimensions are critical.

Installation Support

For assistance please contact Technical Support at 1-888-578-5784 x216 or e-mail installationhelp@krug.ca and you will be directed to the appropriate installation support person.

Storage Charges

Krug reserves the right to assess a nominal storage charge if a customer does not accept shipment of an order within a week of the ship date.

Export Packaging

Krug is pleased to provide the option for export packaging on all our products, to provide additional protection from damage. For shipments overseas, a quote for export packaging can be provided, based on the products to be ordered and the delivery destination - please contact Customer Service or Bids & Specification Support for more information and a quotation. KRUG is not responsible for shipment damage occurring on overseas shipments

Export Packaging is **STRONGLY RECOMMENDED** for:

- (A) all shipments outside of the lower 48 states and Canada
 - (B) all shipments that will be held in storage for an extended period prior to installation. Important: Please note that Krug will not be responsible for damage claims on product shipped or stored in the above conditions where export packaging has not been utilized.
- Please contact Customer Service for specifications or any other assistance regarding export packaging.

Freight Terms and Conditions

1. All product is shipped FOB the Krug factory. Freight is either pre-paid to the destination or not pre-paid, depending on established customer specific freight terms.
2. Docks at the selected delivery location must be equipped to handle a 53' trailer. If a dock is inadequate for delivery by Krug, Krug will re-deliver to another local location and any additional costs will be charged to the customer.
3. For all deliveries, it is understood that Krug or its agent is making a dock delivery only (equipped to handle a 53' trailer), and any further work of truck unloading, delivery beyond the dock, installation, and removal of packaging is not authorized or paid for by Krug.
4. Drop shipments to the installation site, and timed deliveries, are available on larger shipments (full truckloads or slightly less) at no additional charge. Drop shipments or timed deliveries for smaller shipments may not be available, or if available will require a surcharge. Deliveries on an after hours basis, or on weekends, or any other special requirements, may be subject to a surcharge. Location and contact information, and the requested time of delivery, is required at least one week prior to the acknowledged shipment date. If this information is not provided one week in advance, or if the location or time of the drop shipment is changed less than one week in advance, a surcharge may be applied, and/or the drop shipment may not be scheduled.
5. For all deliveries - whether to the Customer location or drop shipment - any circumstances that result in the delay of our carrier (including unsuitable receiving facilities, or facilities not open or available), service charges will be applied at the rate of \$75/hour. Where re-delivery is necessary because of these circumstances, the full cost of re-delivery will be charged. If Less Than Truck Load is delivering, one hour is allocated to unload. Any additional time required to unload after the first hour is \$75/hour. If a Truck Load is delivering the order, three hours is allocated to unload. Any additional time required to unload is \$75/hour. Direct deliveries to site for net orders are possible, must exceed \$60,000 net, and accommodate 48-53' trailers. Krug is responsible for delivery to the approved delivery address. If an address change is required, this must be authorized by Krug 5 business days prior to ship date. Any additional delivery costs incurred after this time will be charged to the customer. Additional costs for partial shipment of orders are the responsibility of the customer, and will be added to invoices. This includes any part shipment costs due to delays from textile suppliers. Additional costs for partial order shipments will normally not be assessed if there is a delay caused by Krug.

Damaged Shipments

All Krug product is well engineered, carefully inspected, and expertly loaded onto our trucks at our Distribution Center. If you receive any damaged freight, we ask that you do not refuse the shipment. Krug is not responsible for damage to goods that occurs in transit or storage. It is the purchaser and/or receiver's responsibility to examine the goods upon receipt and to notify Krug of any damages, overages or shortages. Any discrepancies should be noted on the Bill of Lading. The delivering carrier will not accept responsibility for shortages or damages if signed "clear". Notification of concealed damage claims must be made to Krug Distribution within 5 days of delivery, along with digital pictures if available. All product and

packaging must be available for inspection. Krug liability ceases after 5 business days and Krug will not be responsible for concealed damages if shipments are left unopened. Krug is not responsible for the condition of product that is stored or installed in an environment where temperature and humidity are not controlled.

Field Product Report Authorization

Krug's written authorization, in the form of an FPR number, must be obtained prior to incurring charges of any kind if Krug is expected to pay these charges. This includes authorization for returns, field repairs and replacements, post field repairs, installation and delivery charges. Krug reserves the right to have its representative inspect product related to any request for such authorizations, prior to that authorization being provided. Deductions from invoices paid for any charges to Krug, without prior written authorization in the form of an FPR, will not be accepted. Digital photographs may be required to complete the FPR process.

Care and Maintenance

Wood Finishes - Although Krug's extensive finishing process ensures a durable finish on all our products, there are several steps that can be taken to protect and prolong the life and beauty of the finish. Protect the top by placing felt pads on the bottom of any accessories and mechanical equipment. Rubber and oil will permanently mark surfaces. Use a desk pad to prevent possible damage and imprinting caused by writing instruments and sharp objects. Dust only with a clean, dry cloth, going with the grain. Clean any marks with a damp cloth, using a small quantity of mild soap or detergent. Do not use any wax-based polish, spray or silicone. Eventually, a film will build up and discolor the top. Do not place your furniture in a position of permanent exposure to direct sunlight.

Plastic Laminates - Clean plastic laminates with mild soap and warm water. Do not use steel wool, hot water, or any abrasive cleaning product.

Custom Capabilities

Over 15% of our orders involve some type of custom work, and we invite our customers to make use of our extensive capabilities. These include:

- 1) Dimensional customization of standard size products
- 2) Custom wood finishes
- 3) For larger orders, completely custom-designed products, as well as non-standard wood species can be specified.

Custom orders may require additional production lead times.

Contact Customer Service for more information.

Krug Panel Fabric Program

Tackboards can be upholstered in COM material supplied by the customer, and in a selection of stocked tackboard fabrics supplied by Momentum. The Momentum Panel fabrics are available on Krug Express. They are 100% polyester. For additional information and color selections, please refer to our Panel Fabrics card and Krug's website. www.krug.ca The Momentum panel fabrics pass ASTM-E84-87 Fire Codes. If memo samples are required please call Momentum at 1-800-366-6839.

Program Details

KrugExpress orders are ready to ship by the date acknowledged. Delivery and shipping schedules may result in actual shipping of orders at a later date. Statutory holidays and scheduled factory vacations may add to acknowledged lead times of *KrugExpress* orders. Unless otherwise specified on the order, the customer's standard method of shipping Krug products will be utilized. Available factory capacity for *KrugExpress* is filled by orders received on a "first come, first serve" basis. If the normal *KrugExpress* lead time is not available for your order because available capacity has been filled, you will be immediately advised of the earliest available ready-to-ship date. Please consult your Customer Service representative in advance if you wish to confirm the specific lead time availability for a *KrugExpress* order. Orders must be received by midnight of a given day for that day to be considered the official day the order is received. Order lead times are acknowledged from the date the order is received, but not including the date the order is received. *KrugExpress* orders must be "clean" when received in order to be considered officially received on a given day, and lead times will be acknowledged from the date orders are determined to be "clean". Changes to *KrugExpress* orders are not allowed under any circumstances. Orders for product on *KrugExpress* must clearly state: "*KrugExpress*".



Krug Textiles - Leather Program

Grade 8

Black	K13.1000	Graphite	K13.4000
Stone	K13.3000	Espresso	K13.8000
Sand	K13.5000	White	K13.9000

Please contact Customer Service for specific information on leathers, available colors and lead times.

Krug Textiles - Faux Leather Program

Grade 2

White	Taupe	Bisque	Wine	Sprig	Lagoon
Cream	Mocha	Chocolate	Garnet	Chinchilla	Pacific Blue
Parchment	Tan	Black	Rust	Steel	Navy
Sandstone	Chestnut	Earth	Citron	Grey	Plum
Vanilla		Brick			

GRADED-IN UPHOLSTERY PROGRAMS

Krug has partnered with several textile brands to grade in their offerings, designed to provide a wide range of upholstery selections for our seating products.

Upholstery pricing and availability is subject to change without notice. We grade this upholstery according to the pricing of the fabric suppliers - when their pricing changes, the Krug grade may change. When placing an order, a Krug customer must specify the complete upholstery number, along with the appropriate Krug model number and finish. Krug will supply the complete product at the prices listed. Orders specifying graded-in upholstery cannot be cancelled once the upholstery has been ordered.

Upholstery Grades

To determine the price of a product for graded-in upholstery, use the reference lists located on Krug’s website under - Products - Textiles, to view the upholstery grade (1-9). Krug is not responsible for the discontinuation of this upholstery. Please contact Customer Service for information on upholstery not listed.

When two upholstery selections are specified for use on seating, the higher grade upholstery price will apply to the order.

High Performance upholstery; Polyurethane, Vinyl or Crypton, is particularly suitable for healthcare and other intensive-use environments.

Upholstery Samples

If you require additional samples or memos for presentation, please contact fabric supplier directly.

Flammability Standards

- Tunnel Test Surface Ratings Class A rating
- Class 1 UFAC
- Passes State of California Technical Bulletin CAL 117-2013

Please contact fabric supplier directly for further flammability information pertaining to specific upholstery.

Special Conditions

Acknowledgements will give the estimated delivery date of the finished product. Some upholstery is imported, and availability may affect estimated delivery time. For large projects, please contact fabric supplier directly for availability of yardage.

TACKBOARD FABRICS

KRUG PANEL FABRIC PROGRAM

Tackboards can be upholstered in COM material supplied by the customer, and in a selection of stocked tackboard fabrics supplied by Momentum. The in-stock Momentum fabrics are priced at Grade 1 and are available on Krug Express. They are 100% polyester. For additional information and color selections, please refer to our Panel Fabrics card and Krug’s website. www.krug.ca If memo samples are required please call Momentum at 1-800-366-6839. The Momentum panel fabrics pass ASTM-E84-87 Fire Codes.

PROGRAM DETAILS

KrugExpress orders are ready to ship by the date acknowledged. Delivery and shipping schedules may result in actual shipping of orders at a later date. Statutory holidays and scheduled factory vacations may add to acknowledged lead times of KrugExpress orders. Unless otherwise specified on the order, the customer’s standard method of shipping Krug products will be utilized. Available factory capacity for KrugExpress is filled by orders received on a “first come, first serve” basis. If the normal KrugExpress lead time is not available for your order because available capacity has been filled, you will be immediately advised of the earliest available ready-to-ship date. Please consult your Customer Service representative in advance if you wish to confirm the specific lead time availability for a KrugExpress order. Orders must be received by midnight of a given day for that day to be considered the official day the order is received. Order lead times are acknowledged from the date the order is received, but not including the date the order is received. KrugExpress orders must be “clean” when received in order to be considered officially received on a given day, and lead times will be acknowledged from the date orders are determined to be “clean”. Changes to KrugExpress orders are not allowed under any

KRUGEXPRESS

circumstances. Orders for product on KrugExpress must clearly state: “KrugExpress”. *Some conditions apply. Please note PALETTE finishes are not available on KrugExpress.

CASEGOODS PROGRAM

Orders for casegood products on the KrugExpress program may be subject to quantity maximums. Please contact Krug Customer Service for more information. Quantity maximums are dependent upon available capacity, in order to insure that we ship all orders on time. Only actual casegood pieces and conference tables tops and bases are considered “units”. Items such as tasklights, tackboards, keyboard trays and drawers, electrical and wire management components, etc., are not considered under the quantity restrictions. For example, a typical office configuration that includes a desk, linking unit, credenza and hutch/overhead, equals a total of four units for the purposes of the quantity maximum. Only Krug In-stock panel fabric is available on the KrugExpress program. Only standard wood finishes are available for KrugExpress orders. Grommets can be specified in standard positions only. KrugExpress also includes all Krug seating and occasional tables as well as Krug conference products to complement this casegoods offering.

CUSTOMER'S OWN MATERIAL - C.O.M.

Customer's Own Material (COM)

COM must be received three weeks prior to the acknowledged ship date. Orders with COM not received by the required deadline will be delayed.

A description of the fabric, including supplier name, fabric name and color number must be included with the purchase order. When the COM fabric is received at Krug, it must be clearly identified with the fabric name and color, and tagged with name of the Krug customer and purchase order number. Krug will inspect all COM fabric when received to determine if it will be suitable for upholstery. Where Krug feels that the fabric or leather specified will compromise the quality or integrity of our products, customers will be contacted to direct these concerns. Further, Krug reserves the right to refuse to accept and use any COM fabrics or leathers that will compromise our products in any way that is unacceptable to Krug. Krug cannot assume responsibility for the durability or tailoring quality of customer's own material.

Yardage specified in this price guide is approximate. In the case of multiple product orders, multiply the number of items by the COM yardage specified to determine fabric required, unless otherwise indicated. Additional yardage may be needed if the material is less than 54" wide, or patterned or striped and requires matching. As fabric is applied horizontally, non-directional fabrics are recommended. COM fabrics are applied as they come off the roll unless otherwise specified. All striped fabrics will be applied vertically unless otherwise stated by the customer and after approval by Krug. It is the customer's responsibility to advise Krug if the upholstery is to be applied otherwise, and to advise Krug of any special upholstery instructions. Special instructions should be sent to Krug Customer Service, including a sample (or photocopy) of the fabric. Krug is not responsible for instructions sent with the fabric rolls, or for the method of upholstery if no instructions have been provided. COM fabrics for tackboards may be specified in either Maharam or Momentum panel fabrics. Krug is not responsible for determining if a fabric is not ideal for tackboard application.

Please contact Maharam at 1-800-645-3943 or Momentum at

COM Shipping Procedures

For tackboard COM fabrics, please send fabrics to:

Krug Inc.

111 Ahrens Street

Kitchener, Ontario

Canada N2H 4C2

Attention: RECEIVER

All packages must be clearly marked "For Customs Clearance by Willson International Custom Brokers". According to the North American Free Trade Agreement (NAFTA), goods shipped between the United States and Canada can qualify for exemption from all duties, or for a reduction in duties, if the goods can be proven to originate in either the United States, Canada or Mexico.

Canada Customs requires that a NAFTA Certificate of Origin and Commercial Invoice be completed and sent with the fabric shipment. The Commercial Invoice must clearly state the description of the fabric, the selling price, the make-up or content, and the purchaser. The absence of these two documents will delay the shipments at the U.S./Canada border, thereby potentially delaying the customer order. If the total value of the shipment is less than \$1200 U.S., Customs will accept a Low Value Statement of Origin in place of the NAFTA Certificate of Origin. The Low Value Statement must be signed by a representative of the exporting company. This statement may either be included on the commercial invoice or attached to the invoice.

Krug is happy to answer any questions or concerns about COM shipping procedures and the required documents. Please contact our Customs Specialist at 1.888.578.5784.

LAMINATES

LAMINATES

Krug's in-stock Laminates are available in 17 different laminate selections. Please note that 4 of the colors (Gingerbread, Portobello, Ash and Willow) have textured finishes and may not be appropriate for use in patient areas due to infection control concerns. Minimum order quantities and extended lead times may apply for exotic laminate colors, please check with customer service. Polymer Edge will be selected to match the worksurface. Krug's previous laminate in-stock program will be phased out as in-stock supply depletes. Please contact customer service for availability.

IN-STOCK LAMINATES

Wood Grain Laminates	High Pressure Laminate Supplier	Textured Wood Grain Laminates	High Pressure Laminate Supplier
Champagne	Tafisa T492CR	Gingerbread	Tafisa T556UR
Hardrock Maple	Formica 86992-58	Portobello	Tafisa T557UR
Dune	Tafisa T491CR	Ash	Tafisa T535AT
Copper	Tafisa T521CR	Willow	Tafisa T543AT
Shiraz Cherry	Tafisa T472CR	Solid Laminates	
Park Avenue Walnut	Wilsonart 7984-38	Designer White	Wilsonart D354-60
Chocolate	Tafisa T498CR	Platinum	Tafisa T202CR
Nutmeg	Tafisa T477CR	Earth	Tafisa T767CR
Dark Walnut	Tafisa T469CR	Charcoal	Tafisa T228CR

PHASE OUT LAMINATES

Almond - Black- Shadows - Edgewood Sycamore - Gunstock Walnut

Non-Stocked Laminates

For specific lead time and application questions, please contact Krug Customer Service for your requirement. Upcharges will be applicable for non-stocked laminates, depending on their cost. Non-stock laminates may require a minimum order quantity, please contact customer service. Stocked polymer edges only can be specified for use with non-stocked laminates or tops will be self-edged.



The mark of responsible forestry

All products are air emissions certified and are available as FSC® certified

krug